



U. S. Department of Housing and Urban Development
Pittsburgh Field Office
William S. Moorhead Federal Building
1000 Liberty Avenue, Suite 1000
Pittsburgh, PA 15222-4004

MAR 14 2011

Ms. Lisa E. Signore
Director, Community Development
Program of Beaver County
1013 Eighth Avenue
Beaver Falls, PA 15010

RECEIVED

MAR 15 2011

Dear Ms. Signore:

SUBJECT: Beaver County, Pennsylvania
CAPER (Consolidated Annual Performance and Evaluation Report)
Program Year Review Letter – September 1, 2009 through August 31, 2010

We have received your letter dated March 3, 2011. The letter was submitted in response to remaining deficiencies from our review of performance reporting for the subject period.

In our letter dated February 16, 2011, we advised that a copy of the revised narrative stating accomplishments through the various economic development activities was not included in your previous response. The current response included the revised narrative.

The remaining discrepancy concerned information reported on the Reconciliation of Line of Credit. The response states that the budgets for all activities in IDIS since 1997 were reviewed and it was determined that Section 108 loan amounts were over reported from 1998 through 2003. It was also found that three ESG projects and one HOME project were incorrectly reported as CDBG. An adjustment to the Financial Summary has been completed in an amount of \$4,526,436.97 in order to correct these errors and any financial reporting discrepancies prior to 1997. The response also included a revised Reconciliation of Line of Credit.

Based on the above, all discrepancies resulting from the review have been resolved. If you have any questions, please call Pamela Coll, Public Trust Specialist. She can be reached at (412) 644-5459.

Sincerely,

John E. Tolbert, III
Director, Community Planning
and Development Division

COMMUNITY DEVELOPMENT PROGRAM OF BEAVER COUNTY



March 3, 2011

John E. Tolbert, III, Director
Community, Planning and Development Division
U.S. Department of H.U.D.
Moorehead Federal Building
1000 Liberty Avenue
Suite 1000
Pittsburgh, PA 15222-4004

Board of Commissioners
Tony Amadio, Chairman
Joe Spanik
Charles A. Camp

**COMMUNITY DEVELOPMENT
PROGRAM OF
BEAVER COUNTY**

RE: Beaver County, PA - B-09-UC-42-0102
2009 CAPER Program Review

1013 Eighth Avenue
Beaver Falls, PA 15010

724-847-3889

800-339-0984

724-847-3861 FAX

www.cdbg.info

Dear Mr. Tolbert:

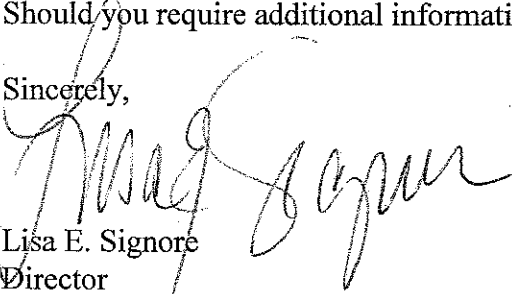
This office is in receipt of your letter dated February 16, 2011 regarding your program review of Beaver County's 2009 CAPER. Following is the additional information requested.

Enclosed is a copy of the Revised Narrative. Page 6 discusses that economic development funds were used to rehabilitate 13 building and technical assistance to ten local revitalization organizations.

In order to correct the Reconciliation of Line of Credit, Lorraine Miller completed a review of the amounts budgeted for all activities in IDIS since 1997. Her review found that Section 108 Loan amounts were over reported from 1998 through 2003 which resulted in an adjustment of \$934,459.70. Three ESG projects totaling \$86,000 and one home project of \$19,695 were incorrectly reported as CDBG projects resulting in an adjustment of \$105,695. The remaining discrepancy of \$3,486,281.48 is attributable to financial reporting prior to 1997. A corrected Reconciliation of Line of Credit and PR26 reflecting these adjustments are enclosed.

Should you require additional information or have questions, please do not hesitate to contact me.

Sincerely,


Lisa E. Signore

Director

LES/lt

Enclosures



Fifth Program Year CAPER

The CPMP Consolidated Annual Performance and Evaluation Report includes Narrative Responses to CAPER questions that CDBG, HOME, HOPWA, and ESG grantees must respond to each year in order to be compliant with the Consolidated Planning Regulations. The Executive Summary narratives are optional.

The grantee must submit an updated Financial Summary Report (PR26).

FY 2009 (REVISED)

GENERAL

Executive Summary

This module is optional but encouraged. If you choose to complete it, provide a brief overview that includes major initiatives and highlights that were proposed and executed throughout the first year.

Program Year 4 CAPER Executive Summary response:

Beaver County continues to support activities that will promote personal and economic well-being to our residents and the communities in which they live through the administration of the CDBG, HOME and ESG programs. As the County's designated Community Action Agency, the Community Services Program of Beaver County administers a comprehensive social service program that includes housing, youth programs, domestic violence programs, consumer services, etc. The County also continues to be an active member of the Housing and Homeless Coalition to identify and fill gaps in affordable housing and homelessness.

Beaver County has taken advantage of many of the opportunities afforded through the American Recovery and Reinvestment Act. As a HUD entitlement community, the County was awarded \$1,596,719 for the Homeless Prevention and Rapid Re-Housing Program (HPRP) and \$1,043,769 for the Community Development Block Grant-Recovery Program (CDBG-R).

The HPRP funds continue to be utilized to provide rental and utility assistance and supportive services to individuals facing homelessness. The CDBG-R Program will assist in grocery store development in the City of Beaver Falls. Road reconstruction is being done in the revitalization area of the Borough of Ambridge. The final block of an extensive streetscape project is being completed in the Borough of Midland and acquisition and demolition is being done in a blighted section of the City of Aliquippa's downtown in order to make way for a comprehensive revitalization initiative. Both of the programs have been approved by HUD and are now underway.

To complement the entitlement funds through the recovery initiatives, Beaver County is involved in the following activities funded through the Pennsylvania Department of Community and Economic Development for the following:

- **2008 Neighborhood Stabilization Program (NSP)\$1,291,682 - This project infuses funding into local municipalities, private organizations and other federal funds to revitalize "tipping point" communities through rehabilitation and new construction of housing for home ownership on properties experiencing foreclosure. Ten new housing units for qualified low-income individuals and families will be created. All properties have been purchased and are in various stages of development.**
- **Community Services Block Grant – Recovery \$629,954 - This program was completed on September 30, 2010. These funds were utilized to promote self-sufficiency through financial independence for low-income residents of the County.**
- **DCED HPRP\$279,682 - This program provides additional support services to individuals receiving assistance through the HUD entitlement HPRP program.**

General Questions

1. Assessment of the one-year goals and objectives:
 - a. Describe the accomplishments in attaining the goals and objectives for the reporting period.
 - b. Provide a breakdown of the CPD formula grant funds spent on grant activities for each goal and objective.
 - c. If applicable, explain why progress was not made towards meeting the goals and objectives.
2. Describe the manner in which the recipient would change its program as a result of its experiences.
3. Affirmatively Furthering Fair Housing:
 - a. Provide a summary of impediments to fair housing choice.
 - b. Identify actions taken to overcome effects of impediments identified.
4. Describe Other Actions in Strategic Plan or Action Plan taken to address obstacles to meeting underserved needs.
5. Leveraging Resources
 - a. Identify progress in obtaining "other" public and private resources to address needs.
 - b. How Federal resources from HUD leveraged other public and private resources.

c. How matching requirements were satisfied.
Program Year 4 CAPER General Questions response:

1. a. All projects are listed in tabs under Completed Projects, Ongoing Projects and Canceled Projects. The objective sheets reflect all of the projects that were completed, ongoing and canceled in FY 2009. 2009 Action Plan information is both in the objectives sheets as well as in the tables. This is because of the inherent design of the CPMP tool.

Case management services to homeless persons resulted from state HPRP funds which allowed the County to serve 405 persons which is 75 more than the 330 that was expected. In addition, the Homeless Management Information System (HMIS) tracked 1282 persons which is 952 more than the goal of 330. This increase can be attributed to better reporting by agencies and increased need. See Objective Sheet DH-1(6a).

Over the 5 years the County has invested \$790,287 on parks and recreation facilities projects which is \$160,000 or 26% more investment than the original goal of \$630,000. Twenty-five projects were funded which is more than twice the number of its original goal of 10. See Objective Sheets SL-1(2) and SL-3(2).

The rodent control program was more successful than anticipated. A total of 1,976 persons were served in FY 2009 which is 1055 more than last year's 921 and 1,676 more the anticipated goal of 300. See Objective Sheet DH-3(10).

Over the 5 years the County used \$338,632 for youth service activities which is \$88,632 or 36% more investment than the original goal of \$250,000. Seven projects were funded which is 2 more than the original goal of 5. See Objective Sheets SL-1(4) and SL-3(4a).

Over the 5 years the County has invested \$935,836 on sewer and water improvement projects which is \$125,836 or 16% more than the original goal of \$810,000. Twenty-two projects were funded which is 3 less than the original goal of 25. See Objective Sheets DH-1(13), SL-1(5), SL-1(5a), and SL-3(3a).

The County surpassed its 5-year goal of funding 25 street improvement projects by 17 for a total of 42. The total amount of funding it committed to these projects was \$1,125,000 which is \$593,000 or 35% less than the goal of \$1,718,000. The projects were smaller in scope than in the past.

Over the 5 years the County has invested \$343,604 on storm sewer projects which \$118,604 or 53% more investment than the original goal of \$225,000. Thirteen projects were completed which is 3 more than the original goal of 13. See Objective Sheets SL-1(11), SL-1(5a), SL-3(6), SL-3(6a) and SL-3(6b).

Over the 5 years the County has invested \$606,023 on Acquisition, Disposition and Clearance activities which is \$356,023 or 53% more than the originally anticipated investment of \$225,000. The anticipated number

of 20 properties were acquired or cleared. See Objective Sheets SL-3(9), SL-3(9a) and EO-1(3).

Over the 5 years the County has invested \$695,369 on economic development technical assistance for the Beaver County Main Street Network. This expenditure is \$605,369 more than the County's original goal of \$90,000. The program was expanded to incorporate a web-based database into in the technical services contract. See Objective Sheet EO-3(2).

b. Following is the listing of objectives and outcomes that have been developed from the five-year strategic plan and have been put into the Performance Measurement format. Please see specific sheets under the Objectives tab in this document for associated proposed accomplishments and performance measures. In the narrative, the Community Development project numbers are listed after each objective and outcome. Accomplishments made in FY 2009 are then described in the narrative. Listings of all projects completed, ongoing and canceled during the reporting period are included as tabbed sections in the CAPER document. Only completed projects are reported on the Housing and Community Development Table.

Following are the projects that were completed or ongoing at the end of FY 2009, grouped by Outcome and Objective:

To increase or improve the Availability and/or Accessibility of Decent Housing for Low Income Persons (DH-1) (HOME06, HOME07, HOME08, HOME09, ESG07, ESG08, Act 137, CD065511, CD064001, CD084800, CD095516, CD085516, CD084800, CD094000) Under this objective and outcome, using \$91,573 in Act 137 Funds and \$8,518 in ADDI, 11 households were assisted through the First-Time Homebuyer Assistance program.

The HOME program assisted the following projects which were completed in FY 2009:

- o Stone Edge Phase 2 which included 11 rental units which included 6 units for low income households
- o Marratta Apartments, a duplex for 2 low income households

The following projects, assisted with HOME funds were under construction during FY 2009:

- o Grant House was under construction and will include 7 units upon completion.
- o Friendship Commons was under construction and will include 24 units for extremely low income frail elderly when complete.

Emergency Shelter Grant (ESG) funding in the amount of \$152,889 assisted 375 homeless persons through the operation and rehabilitation of emergency shelters and 30 persons were assisted with transitional housing.

A total of \$53,664 in CDBG Funds was spent on this objective. One CDBG project to install sewer laterals of low income people in Rochester Township was underway (Matrix Code 14A). One CDBG project to install waterline laterals to the homes of low income people in North Sewickley was underway (Matrix Code 14A). One CDBG project to provide telehealth monitors for low income residents to remain in their homes was completed (Matrix Code 05A). One project providing sanitary sewer laterals to low income households was ongoing (Matrix Code 14A). The Homeless Management Information System (HMIS) was underway with CDBG funds (Matrix Code 05).

To increase the Affordability of Decent Housing for Low Income Persons (DH-2) (HOME08,) In FY 2009, a total \$36,041 in HOME funding was spent on this objective. In FY 2009, 16 additional low income households were assisted with tenant-based rental assistance through the HOME program (Matrix Code 05S).

To Sustain Decent Affordable Housing for Low Income Persons (DH-3) (CD065512, CD065500, CD075501, CD075502, CD075519, CD084501, CD085500, CD085501, CD085502, CD085506, CD085514, CD095500, CD095501, CD095502, CD095514, ESG07, ESG08, ESG09) In FY 2009, a total of \$766,869 in CDBG funding and \$144,990 in ESG funding was spent on this objective. The Rodent Control program provided rodent abatement services for low income people in Beaver County (Matrix Code 05). Please refer to the response to #1.b. in the Community Development Section of this narrative for further information on CDBG-funded programs that rehabilitate the homes of low-mod income renters and owners (Matrix Code 14A).

To increase or improve the Availability and/or Accessibility of Suitable Living Environments for Low Income Persons (SL-1) (CD060104, CD060503, CD063701, CD064801, CD065507, CD073000, CD075506, CD075300, CD075512, CD075514, CD080501, CD081500, CD081600, CD083600, CD085300, CD090502, CD090700, CD093502, CD095300, CD095506, CD095510, CD095519) In FY 2009, a total of \$272,918 in CDBG funds was spent on activities for this objective and outcome. An electronic display system for a school district and a handicap accessibility project were completed (Matrix Code 03). An asbestos remediation project and an embankment stabilization project were ongoing (Matrix Code 03). One project to renovate a center for people with disabilities was ongoing (Matrix Code 03B). One youth center improvement project was ongoing (matrix code 03D). Two projects to improve neighborhood facilities were ongoing (Matrix Code 03E). 1 park and recreation improvement projects was completed and 5 park and recreation facilities improvement projects were ongoing (Matrix Code 03F). Four sewer projects were ongoing (Matrix Code 03J). One roadway improvement project was ongoing and one was completed (Matrix Code 03K). One sidewalk improvement project was completed (matrix Code 03L). Two youth service programs were completed and one was ongoing (Matrix Code 05D).

To increase the Affordability of Suitable Living Environments for Low Income Persons (SL-2). There are no objectives or outcomes identified under this goal.

To Sustain Suitable Living Environments for Low Income Persons (SL-3) (CD050203, CD051400, CD060100, CD060102, CD060300, CD060400, CD061600, CD062201, CD063501, CD063700, CD064800, CD065200, CD065514, CD070103, CD070104, CD070201, CD070500, CD070501, CD070502, CD070503, CD072600, CD073300, CD073500, CD073700, CD073701, CD075517, CD080100, CD080101, CD080201, CD080500, CD081100, CD081200, CD082200, CD083300, CD083500, CD083701, CD084500, CD084700, CD085505, CD085511, CD085517, CD090200, CD090201, CD090300, CD090500, CD091500, CD092200, CD093501, CD093700, CD095504, CD095505, CD095517, CD095518) In FY 2009, a total of \$964,077 in CDBG funds was spent on this objective and outcome. One campus public facilities project was completed (Matrix Code 03). An engineering project and a bridge replacement project were ongoing (Matrix Code 03). Renovation of one center that serves handicapped people was underway (Matrix Code 03B). Three neighborhood facilities improvement projects and 1 library renovation were completed (Matrix Code 03E). Three neighborhood facilities improvement projects and 3 library renovations were underway (Matrix Code 03E). Two park and recreation facilities improvement projects were ongoing (Matrix Code 03F). Six water and sanitary sewer projects were complete and 5 water and sanitary sewer projects were ongoing (Matrix Code 03J). Eight street improvement projects were completed and 12 street improvement projects were ongoing. Two street improvement projects were canceled (Matrix Code 03K). Eight sidewalk projects were ongoing (Matrix Code 03L). Five demolition projects were ongoing and one was completed (Matrix Code 04). One project to assist local community organizations in high minority concentration areas was completed and one was ongoing (Matrix Code 19C).

To increase or improve the Availability and/or Accessibility of Economic Opportunities for Low Income Persons (EO-1) (CD045509, CD055505, CD095507, CD085508, CD095507, CD085512, CD095511) In FY 2009 a total of \$245,817 was spent on this outcome and objective. One employment training services project was completed (Matrix Code 05H). Three microenterprise assistance projects were completed and one was ongoing (Matrix Code 18C). Two acquisition of commercial properties project remained open pending job creation (Matrix Code 01).

To increase Affordability in Economic Opportunities for Low Income Persons (EO-2) (CD075509) Three revolving loan projects were canceled this year due to inactivity (Matrix Code 18A).

To Sustain Economic Opportunities for Low Income Persons (EO-3) (CD075503, CD085503, CD085515, CD085503, CD095515) \$299,813 in CDBG funds was spent to rehabilitate 13 commercial façades through 4 ongoing and 2 completed activities (Matrix Code 14E). In addition, \$124,329 in CDBG funds was spent on one completed activity and one ongoing activity that provided technical assistance and staff support for 10 local revitalization organizations (Matrix Code 19C).

To benefit the citizens of Beaver County through planning activities and studies (O-1) (CD052200, CD052201, CD045519, CD045529, CD055504,

CD030503, CD040503, CD045526, CD054702, CD035514, CD030202, CD040200, CD040100, CD032500) Two planning studies were completed and two planning studies were ongoing (Matrix Code 20).

c. The number of low-income first-time homebuyers was 15 which is about 52% of the anticipated number of 25. The mortgage foreclosure crisis continues to negatively impact the first-time homebuyer program. Bank activity in the area of higher risk mortgage lending continued to be inadequate, the credit score requirement remained high, and banks no longer offered 100% financed mortgages. See Objective Sheet DH-1(1).

With regard to public housing goals, HUD's self-sufficiency program continued its exemption based on lack of participation in FY 2009. See Objective Sheet DH-1(2).

Beaver County Behavioral Health's (BCBH) program for the construction of affordable rental housing for BCBH customers continued to fall short by the 22 units anticipated due to lack of developer interest. See Objective Sheet DH-1(3a).

Only 6 of 35 HOME units were completed in FY 2009, the remaining 19 are under construction and should be completed in FY 2010. See Objective Sheet DH-1(3).

Because the state discontinued the Home Modification Program (HMP), Beaver County was unable to fund handicapped accessibility improvements to owner-occupied housing units other than through the Emergency Home Improvement Program (EHIP). See Objective Sheet DH-1(8). Addressing accessibility through EHIP reduces the amount of funds dedicated to emergency replacement of furnaces, hot water heaters, gas lines, etc.

For sidewalk improvements [Matrix Code 03L and Objective Sheet SL-3(5)] only \$542,762 or 68% of its 5 year goal of \$810,000 has been spent. Three large projects which would have normally been funded with CDBG entitlement money were funded through a Section 108 Loan, PennDot and DCED funds.

For parking facilities improvements, [Matrix Code 03G and objective sheet SL-1(1)], \$73,551 or 28% of the anticipated five-year amount of \$270,000 was spent on this goal. Fewer requests were made for this type of project than anticipated and no requests or expenditures were made for this type of project in FY 2009.

For general public improvements (Matrix Code 03), the County spent \$166,692 which is only 9% of the anticipated five-year goal of \$1,800,000. This was because the projects requested were able to be categorized under more specific matrix codes. See Objective Sheets SL-1(3) and SL-3(7).

For microenterprise assistance, [Matrix Code 18C and objective sheet EO-1(2)] the County has spent \$183,336 or 60% of the anticipated five-year goal of \$200,000. An agency providing services did not require as much funding as originally anticipated.

The revolving loan programs to businesses were canceled this year due to inactivity in the program [Matrix Code 18A and Objective Sheet EO-2(1)]. Upon discussion with the Subrecipient agency administering the program it was discovered that the need for low interest loans for microenterprises was being addressed through other, non-HUD funding.

Over five years, Beaver County used \$412,912 for planning activities and studies which is \$387,088 or 48% less than the goal of \$800,000. The County has received fewer applications for these activities and has closely monitored its admin/planning cap.

In addition, Beaver County has a total of 84 CDBG projects which have not yet been completed because most projects take two years to complete.

2. The HACB's Housing Choice Voucher Self-Sufficiency program was suspended due to the lack of interest the program. Therefore the expected and actual numbers for Objective DH-1(2) are being reported as 0.

The County would change the goal associated with the Main Street Program [Objective sheet EO-3(2)] to be increased to \$135,000 per year or \$675,000 over five years.

The five-year goal to improve parking facilities [Matrix Code 03G and objective sheet SL-1(1)] was decreased in the 2010-2014 Consolidated Plan to \$100,000.

The five-year goal to provide sewer and waterline improvements was decreased in the 2010-2014 Consolidated Plan to \$450,000.

To reach the five-year goal to provide microenterprise assistance [Matrix Code 18C and objective sheet EO-1(2)] the County would continue to fund two projects.

3. Beaver County's most recent Analysis of Impediments to Fair Housing Choice was fully implemented in FY 2009. This was the first full year that the new Analysis of Impediments to Fair Housing Choice was in effect. Beaver County has renewed enthusiasm to help address the impediments, resulting in utilizing new avenues for information dissemination and a greatly improved relationship with Southwest PA Legal Services. These actions have enabled Beaver County to reach more people and enhance its tester program.

a. Refer to the Impediments to Fair Housing Choice tab for a table that includes a summary of impediments to fair housing choice.

b. Refer to the Impediments to Fair Housing Choice tab for the table that identifies actions taken in the current reporting year to overcome the effects of the impediments identified.

The HACB continued to counsel Section 8 tenants as to the location of units outside of areas of poverty or minority concentration and assist them to locate those units. The HACB also markets the Housing Choice Section 8 program to owners outside of areas of poverty or minority concentrations.

4. All of the activities carried out during the reporting period with CDBG, HOME, ESG, and other funds were implemented for the purpose of meeting underserved needs. These activities are described throughout the CAPER document. The work of the Community Development Program of Beaver County is based on the premise that federal and other leveraged funding resources will finance underserved needs. These needs are identified through the Consolidated Planning process. For example, affordable housing activities carried out by the Community Development Program of Beaver County benefit low and moderate income households. These households are targeted for homeownership opportunities because they are unable to secure funding on their own from local lending institutions. This has been identified as an underserved need and is the primary basis for the Community Development Program of Beaver County's activities.

5 a. In addition to CDBG, HOME and ESG funds, Beaver County has been successful in leveraging additional resources to carry out various projects during the reporting period. These resources include:

- Beaver County Community Services Block Grant funds of \$398,499 for anti-poverty and self-sufficiency programming**
- A grant for \$142,448 in Pennsylvania Homeless Assistance Program funds for case management services, bridge housing and rental assistance**
- Supportive Work funding in the amount of \$173,141 for a welfare reform initiative employment program.**

b. Local banks participated as limited partners in the Beaver County Homebuyers Program Partnership by making equity contributions as a source of interim financing for acquisition for rehabilitation or resale.

c. The county matched its HOME Program expenditures with \$220,132.58 of PA Act 137 funds, \$51,766.00 from Habitat for Humanity, and \$821,999.10 in carryover credit from prior years.

Managing the Process

- 1. Describe actions taken during the last year to ensure compliance with program and comprehensive planning requirements.**

Program Year 4 CAPER Managing the Process response:

1. The Community Development Program retained the responsibility of administering programs covered by the Consolidated Plan through direct project management and through agreements with subrecipients. CDBG funds were utilized to assist the County in achieving the three national objectives of the program. These objectives are to provide decent housing, create a suitable living environment and expand economic opportunities.

Effective program delivery is possible only with the assistance of local agencies and nonprofit organizations that provide insight into the needs of residents. The County continued to utilize the HUD performance measurement system. It has also used additional measurements that the HUD system did not provide so that each of the activities accomplished by the County can be appropriately measured.

Subrecipients included Geneva College, Beaver County Corporation for Economic Development, Starting Gate, The HACB, Housing Opportunities of Beaver County, Job Training for Beaver County, The Beaver Falls Youth Network and the Minority Coalition of Beaver County.

In addition, through contact with and monitoring by the HUD Pittsburgh Regional Field Office, the Community Development Program of Beaver County was assisted in ensuring compliance with requirements. Attendance by the Community Development Program staff at trainings and workshops also helped to enable the Community Development Program of Beaver County to better manage the programs and projects that it oversees.

Because nonprofit agencies are vital partners for the delivery of services and programs to County residents, these organizations are an important part of the Community Development Program of Beaver County's delivery network. During the reporting period, the Community Development Program of Beaver County worked closely with these organizations which also work together, seek guidance from each other and from the valuable network of resources for the County.

Please refer to the MBE WBE Reports for CDBG and HOME tab for the MBE and WBE Performance reports, which include the MBE and WBE businesses that the Community Development Program contracted with this year.

Citizen Participation

1. Provide a summary of citizen comments.
2. In addition, the performance report provided to citizens must identify the Federal funds made available for furthering the objectives of the Consolidated Plan. For each formula grant program, the grantee shall identify the total amount of funds available (including estimated program income), the total amount of funds committed during the reporting period, the total amount expended during the reporting period, and the geographic distribution and location of expenditures. Jurisdictions are encouraged to include maps in describing the geographic distribution and location of investment (including areas of minority concentration). The geographic distribution and expenditure requirement may also be satisfied by specifying the census tracts where expenditures were concentrated.

*Please note that Citizen Comments and Responses may be included as additional files within the CPMP Tool.

Program Year 4 CAPER Citizen Participation response:

1. **No Citizen comments were received. Refer to the Proof of Public Display Notice tab for the newspaper ad.**

2. **For a report of the total number of CDBG funds available, committed and expended during the reporting period, please refer to the Financial Reports PR26 & Supplement tab of this document. At the close of the reporting period, the total number of funds available for the HOME program was \$257,040. The amount of \$1,412,172 in HOME funds was committed and \$1,502,490 was expended. At the close of the reporting period, the total number of funds available for the ESG program was \$168,669. The amount of \$121,500 in ESG funds was committed and \$158,936 was expended. Please refer to the Geographic Distribution Tables tab in this document for the geographic distribution of funds for the CDBG, HOME and ESG programs.**

Institutional Structure

1. Describe actions taken during the last year to overcome gaps in institutional structures and enhance coordination.

Program Year 4 CAPER Institutional Structure response:

1. **During the reporting period, the County continued 3 activities designed to fill gaps that were identified as needing to be addressed in order to meet the expectations of the program.**

The County continued its contract with a consultant to perform construction management on significant rehabilitation and new construction projects funded all or in part by the HOME Program. The consultant provided any of the following services, as requested and/or deemed appropriate by the County:

- **Economic feasibility analysis**
- **Site selections**
- **Budget estimates**
- **Overall project administration**
- **Design phase coordination and review**
- **Comprehensive scheduling-design and construction**
- **Constructability reviews**
- **Contractor bidding/selection**
- **Construction coordination and inspection**
- **Cost control**
- **Agency liaison to the project**

The County continued its contract with a Housing Specialist/Fair Housing Officer to provide the following services:

As a Housing Specialist:

- **Serve as the chairperson of the Housing and Homeless Coalition of Beaver County**

- *Serve as the liaison to agencies, schools, churches, municipalities, community groups and individuals regarding housing and homeless issues*
- *Work with the Homeless Children's Initiative to coordinate training of Beaver County School District Homeless Liaisons.*
- *Oversee, in cooperation with the Executive Board of the Housing and Homeless Coalition of Beaver County, the County's continuum of care process, including the submission of funding applications*
- *Chair the Continuum of Care Steering Committee bi-monthly meetings*
- *Work with the County HMIS to coordinate efforts regarding the HMIS process*
- *Perform educational and informational symposiums, as appropriate regarding community awareness of housing issues*
- *Develop and update the county's resource card, including emergency numbers and soup kitchens*
- *Coordinate the implementation of the annual HUD mandated Point in Time Survey*
- *Work with groups that are interested in developing homeless shelters and homeless support services*
- *Identify strengths and weaknesses of the service provision system in addressing homeless and housing issues, working toward advancing communications, streamlining efforts and, advocating for necessary changes and funding solutions*
- *Provide a monthly report to the Community Development Office*

As Fair Housing Officer:

- *Serve as the County's designated Fair Housing Officer*
- *Educate and inform residents, municipalities, housing providers, social service providers, providers of legal services and housing support agencies regarding fair housing regulations*
- *Develop a database of rental properties and landlords in Beaver County*
- *Organize ongoing audit testing of rental properties throughout Beaver County, ensuring that landlords are renting in compliance with Fair Housing laws.*
- *Respond to questions and complaints from residents, finding reasonable resolutions to the issues*
- *Work to assure compliance with and seek guidance from:*
 - *HUD Section 504 regulations*
 - *Pennsylvania Commission on Human Relations*
 - *National Fair Housing Alliance*
 - *Federal Fair Housing Act*
- *Work with other regional fair housing agencies for the provision of services to residents outside the scope of work expected from the County for this position*
- *Provide a monthly report to the Community Development Office*

As HPRP Specialist, the Housing Specialist, assumed additional duties including:

- *Develop Requests for Proposals (RFPs) for the positions of Case Management Consultant, Housing Options Consultant and Legal Services Consultant*
- *Review the proposals for the positions of Case Management Consultant, Housing Options Consultant and Legal Services Consultant*
- *Assist the staff of Community Development with interviews of prospective consultants*
- *Coordinate meetings of the HPRP Team*
- *Help develop the HPRP assessment tool, in compliance with HUD's HPRP eligibility*
- *Work with HPRP sub-grantees to develop a smooth system of service delivery and reporting*
- *Ensure that the HMIS is prepared to provide required quarterly reports to HUD*
- *Oversee HPRP data reporting and quality*
- *Oversee motel voucher program*
- *Provide a monthly report to the Community Development Office*

In order to take a more active role in the successes of minority-owned business enterprises and/or women-owned business enterprises (MBEs/WBEs), the County has made a commitment to promoting involvement in funded activities and other contract opportunities, and providing educated guidance to parties who are interested in becoming certified MBEs/WBEs.

During the reporting period, the County has accomplished the following:

- *CDP staff assisted 3 minority-owned contractors in obtaining information about state certification and MBE/WBE seminars*
- *Scheduled and attended meetings with board and leaders of the Minority Coalition and the County Commissioners*
- *Managed 4 projects that benefit minority-directed organizations.*

Monitoring

1. Describe how and the frequency with which you monitored your activities.
2. Describe the results of your monitoring including any improvements.
3. Self Evaluation
 - a. Describe the effect programs have in solving neighborhood and community problems.
 - b. Describe progress in meeting priority needs and specific objectives and help make community's vision of the future a reality.
 - c. Describe how you provided decent housing and a suitable living environment and expanded economic opportunity principally for low and moderate-income persons.
 - d. Indicate any activities falling behind schedule.
 - e. Describe how activities and strategies made an impact on identified needs.
 - f. Identify indicators that would best describe the results.

- g. Identify barriers that had a negative impact on fulfilling the strategies and overall vision.
- h. Identify whether major goals are on target and discuss reasons for those that are not on target.
- i. Identify any adjustments or improvements to strategies and activities that might meet your needs more effectively.

Program Year 4 CAPER Monitoring response:

1. The Community Development Program of Beaver County (CDP) kept records on its progress toward meeting the consolidated plan goals and on the statutory and regulatory compliance of each activity. For each activity authorized under the National Affordable Housing Act, the CDP used fiscal and management procedures that ensured program compliance, funds accountability and complete and accurate reporting to HUD. These programs are subject to the Single Audit Act. Similar procedures were followed for non-CDBG funded projects. The County was proactive in reassigning program funds as they became available. Beaver County continued to utilize the performance measurement system including the outcomes, indicators and accomplishments developed by HUD to monitor the productivity of its program. Subrecipient agreements were managed on an ongoing basis and were formally monitored on an annual basis.

2. All subrecipient projects were monitored and found to be in compliance with the requirements. The Project Managers reported on the progress of each project on a monthly or more frequent basis which resulted in projects being completed more expediently. In addition, to ensure the timeliness of expenditures, the Community Development Program conducted 6-month budget reviews of expenditures on projects, reviewed monthly IDIS and other financial reports, and examined projections based on active projects. To ensure that accomplishments are reported in a timely fashion, project data was updated in IDIS on a quarterly basis and IDIS data clean-ups were completed.

3. a. A substantial part or 88.29% of the program funding went directly to activities benefiting low income persons. These activities work to help to solve neighborhood and community problems through making suitable living environments, decent housing and economic opportunity available, accessible, affordable and sustainable for individuals, households and communities that are of low and moderate income. These projects helped their communities be better places for low and moderate income people in which to live. See the Financial Reports – PR26 and Supplement Section of this document for a list of specific activities that benefited low income persons.

b. The CDP of Beaver County made progress in meeting its highest priority needs and working toward its five year goals. Refer to the Housing and Community Development Table for accomplishments toward these goals. Please refer to the narrative General Questions Section under 1 a. and b. for a narrative of these accomplishments.

c. Please refer to the General Questions Section of this document for a narrative of these accomplishments.

- d. There were no activities that fell behind schedule.*
- e. The impact that activities made on identified needs are listed in the Housing and Community Development Table and in the narrative General Questions Section of this document.*
- f. The indicators that the CDP used to best describe the results included the number of low and moderate income people or households benefited, the number of public facilities improved, the number of businesses assisted, the number of jobs created and the number of studies completed.*
- g. The greatest barrier that had a negative impact on Beaver County meeting its goals was the lack of necessary financial resources. Despite this lack of resources, Beaver County continued its strategy of identifying sites that are physically suitable for the development of affordable housing and, where economically feasible, provided such sites with the necessary public infrastructure. The County pursued activities that enable low-income residents to obtain affordable housing and continued to provide homeownership and rehabilitation assistance programs that benefit low moderate income households.
The County also pursued economic development activities that would produce jobs. However, because of the time that it takes to develop business parks, no jobs have been created yet. The County continues to encourage private investment as a match to public investment, so that it may maximize the opportunities provided through the entitlement funds.*
- h. Beaver County's goals continue to be on target for most activities' goal performance. Refer to the General Questions section of this document for information that identifies whether major goals are on target and a discussion of reasons for those that are not on target. For additional information on housing goals please refer to 1. under the Specific Housing Objectives in this document.*
- i. Refer to the General Questions section of this document for information that identifies any adjustments or improvement to strategies and activities that might meet Beaver County's needs more effectively.*

Lead-based Paint

1. Describe actions taken during the last year to evaluate and reduce lead-based paint hazards.

Program Year 4 CAPER Lead-based Paint response:

- 1. To continue compliance with federal requirements, the County identified categories of residents to be assisted, housing activities to be undertaken, and the programs and resources in support of those activities. As a result of Beaver County's training efforts, at least four contractors are certified as supervisors. Training continued on an as needed basis. The County secured the services of a certified firm to perform risk assessment,*

inspections and clearance testing on applicable properties. During the reporting period, 138 units were tested for lead-based paint before work began, with 50 of those units testing positive for lead-based paint. A certified contractor removed the lead-based paint before rehabilitation work began in the affected units.

HOUSING

Housing Needs

*Please also refer to the Housing Needs Table in the Needs.xls workbook.

1. Describe Actions taken during the last year to foster and maintain affordable housing.

Program Year 4 CAPER Housing Needs response:

1. Beaver County continued its successful housing rehabilitation initiatives. By offering opportunities for rehabilitation of older housing units owned or rented by low income households, the County was able to assist in the maintenance of affordable housing units and the preservation of neighborhoods. It is an important effort given the limited development of affordable housing units. Rehabilitation also assisted the elderly and disabled in making their homes adaptable to their special needs.

A total of 113 affordable housing units were rehabilitated or created through the County's CDBG, HOME and ACT 137 programs during the reporting period. 23 homes of low mod income people were rehabilitated through the Home Improvement program, 35 homes or apartments of extremely low mod income people were weatherized through the Energy Conservation program, and 32 homes of low income people were rehabilitated through the Emergency Home Improvement program. Seventeen low-income households received homebuyer assistance to purchase their own homes. Six affordable rental housing units for households from 0%-60% MFI were constructed through HOME projects.

Beaver County continued to solicit proposals from qualified Community Housing Development Organizations (CHDO) and from private developers to develop new rental housing opportunities for low income households. During the reporting period one CHDO Beaver Falls Youth Network, Inc. was certified.

Specific Housing Objectives

1. Evaluate progress in meeting specific objective of providing affordable housing, including the number of extremely low-income, low-income, and moderate-income renter and owner households comparing actual accomplishments with proposed goals during the reporting period.

2. Evaluate progress in providing affordable housing that meets the Section 215 definition of affordable housing for rental and owner households comparing actual accomplishments with proposed goals during the reporting period.
3. Describe efforts to address "worst-case" housing needs and housing needs of persons with disabilities.

Program Year 4 CAPER Specific Housing Objectives response:

1. The total breakdown by household income is described in the Housing Needs Tables of this document. The breakdown for each program by household income is contained in the decent housing (DH) objective sheets included in this document under the Objectives tab. Please refer to #1 of the General Questions section of this document for information on the County's progress in meeting specific objectives pertaining to providing affordable housing.

2. The County created a total of 1075 Section 215 rental housing opportunities which is 98 less than the goal of 1173. Of all the rental opportunities, 35 were created through the CDBG and HOME funded programs. Four-hundred thirty-six (436) were created through public housing rehabilitation and 604 were created through the Housing Choice Voucher Program. The County created a total of 74 Section 215 owner housing opportunities which is 27 less than the goal of 101. All of the owner housing opportunities were created through the CDBG, HOME, ADDI and Act 137 funded programs. Please refer to #1 of the General Questions section of this document for information on the County's progress in meeting specific objectives pertaining to Section 215 housing opportunities.

3. The "worst-case" housing needs continue to be housing for young adult males and females (Ages 18-25) with co-occurring disorders, such as drug and alcohol with mental health issues. These are typically "hard to place" individuals who have failed in other programs and who have "burned bridges" with public housing and other affordable housing programs. Beaver County's Continuum of Care has supported the application of Supportive Services, Inc. through the 2009 Supportive Housing Program to provide tenant-based rental assistance which would assist this population. Unfortunately, this project was not funded. In FY 2009, Beaver County's Continuum of Care submitted an application and received funding for Supportive Housing funds for renewal of a project to assist 8 persons with "worst-case" housing needs.

The "worst case" housing needs have increased to now include homeless adult males, (35-60) many of whom have chemical dependency and/or mental health issues. Additionally, the men often have criminal backgrounds with offenses that make them ineligible for subsidized housing. To address this need, a sub-committee of the Housing and Homeless Coalition continues to advocate for a shelter for homeless men. Currently the sub-committee is working with the city of Beaver Falls, PA for a zoning waiver to open an 8 bed shelter, CROSSROADS. The CROSSROADS sub-committee is partnering with the leadership of a 100 year old men's shelter in an adjacent county, which is providing technical assistance as well as experienced staff to volunteer at the shelter.

Beaver County administered the Homeless Assistance Program funded through the Pennsylvania Department of Public Welfare. Through this program \$142,448 was spent to assist 3491 homeless and near-homeless persons with emergency shelter, transitional housing, rental assistance, utility arrearage assistance and other supportive services. In addition 465 persons were assisted through the Emergency Shelter Grant program where \$162,747 in ESG funds were used to fund supportive services, operations for shelters to avoid homelessness.

Public Housing Strategy

1. Describe actions taken during the last year to improve public housing and resident initiatives.

Program Year 4 CAPER Public Housing Strategy response:

1. The HACB continued ongoing renovations on its public housing units. To facilitate the identification of necessary renovation work at its public housing communities, the HACB worked closely with its tenant councils. Tenant councils met on a regular basis. Tenant council representatives were invited to attend Resident Advisory Board meetings at the Housing Authority's main office to provide input on issues related to public housing. For those developments without tenant councils, a representative recommended by the manager of the development was invited to attend and give input.

In addition, through the ARRA, the HACB was awarded \$3,968,129 to convert Stephen Phillips Homes into a new public housing development. The HACB was granted an Energy Performance Contract for \$5,200,000 to make energy improvements to all of its public housing units. These improvements included ensuring all units have energy star rated refrigerators, the replacement of all light fixtures-both fixed and the tenants own lamps-in the units with compact fluorescent light bulbs. Other energy efficiency improvements were made according to the needs of each development. These included replacing inefficient boilers and other heating systems with high efficiency ones, instituting measures such as caulking and insulation to reduce air infiltration, sealing building envelopes with caulking and renovation, and upgrading common area lighting by replacing regular light fixtures with high efficiency ones and installing motion detection systems to allow lights to come on only when movement is detected. Water conservation measures were completed in previous years.

In addition, the HACB received \$693,000 in competitive ARRA funds to complete the construction of four handicapped accessible apartments and to make the parking lot, office and public restrooms accessible at the Sheffield Towers development. The construction of 7 units at Steven Phillips Homes should be complete in FY 2010.

Barriers to Affordable Housing

1. Describe actions taken during the last year to eliminate barriers to affordable housing.

Program Year 4 CAPER Barriers to Affordable Housing response:

- 1. Please refer to the Barriers to Affordable Housing Tab of this document for this information.**

HOME/ American Dream Down Payment Initiative (ADDI)

1. Assessment of Relationship of HOME Funds to Goals and Objectives
 - a. Evaluate progress made toward meeting goals for providing affordable housing using HOME funds, including the number and types of households served.
2. HOME Match Report
 - a. Use HOME Match Report HUD-40107-A to report on match contributions for the period covered by the Consolidated Plan program year.
3. HOME MBE and WBE Report
 - a. Use Part III of HUD Form 40107 to report contracts and subcontracts with Minority Business Enterprises (MBEs) and Women's Business Enterprises (WBEs).
4. Assessments
 - a. Detail results of on-site inspections of rental housing.
 - b. Describe the HOME jurisdiction's affirmative marketing actions.
 - c. Describe outreach to minority and women owned businesses.

Program Year 4 CAPER HOME/ADDI response:

1.a. \$37,026 in HOME 2008 funds and \$200,314 in HOME 2007 funds were used for Grant House and Friendship Commons, two rehabilitation activities that, when completed, will result in a total of 31 affordable housing units. \$695,393 in HOME 2008 funds and \$644,484 in HOME 2009 funds were used to complete Stone Edge Phase 3 and Marratta Apartments, two new construction activities that resulted in 4 housing units being rented to households with 60% or less MFI and one unit rented to a household between 60% and 80% MFI. In FY 2009, \$92,395 was utilized to assist 29 households with tenant-based rental assistance all of which were very low income households (< 30% MFI). \$8,518 in ADDI funds and was spent in FY 2009 to assist 3 low-moderate income first time homebuyer households (50% to 80% MFI).

2.a. Refer to the HOME Match Report tab for this document.

3.a. The HOME MBE and WBE Report is attached under the MBE WBE Reports for CDBG and HOME tab of this document.

4.a. Affordable units were inspected during the reporting period by the Housing Coordinator for the CDP. All properties met Minimum Housing Quality Standards (HQS) and provided safe, affordable, quality rental housing. Copies of the inspection reports are maintained on file in the offices of the Community Development Program. The following HOME-funded rental housing properties were inspected during the reporting year:

- Riverview Apartments
- Gerry Roppo McMinn I
- Westbridge Apartments
- McGuire Homes
- Murphy Oliker Building
- 7th Avenue Opacic Development
- HELP 705 Jefferson Street
- Gerry Roppo 23rd St Phase I Aliquippa
- Harbor Point 344 Elm St
- Harbor Point 1501 6th
- Harbor Point 631 Beaver Road
- Gerry Roppo 23rd St. Phase II Aliquippa
- Keller Autumnwood Place Rochester
- Supportive Services Sheridan Place (2018)
- Alum Ridge (YMCA New Brighton)
- Whipple Court III (2020)
- Koppel Elderly Housing (2020)
- Beaver Village (2019)
- Stone Edge Apartments
- Mayfield Manor (2015)
- Mayfield Terrace (2027)

b. In accordance with Beaver County's commitment to non-discrimination and equal opportunity in housing, the County has established procedures to affirmatively market housing units rehabilitated or assisted under the HOME Investment Partnerships Program. These procedures are intended to further the objectives of Title VIII of the Civil Rights Act of 1968 and Executive Order 11063. Beaver County believes that individuals of similar economic levels in the same housing market area should have a similar range of housing choices available to them regardless of their race, color, religion, sex, familial status, handicap, or national origin. Individuals eligible for public housing assistance or individuals who have minor children should also have a similar range of housing choices available to them. Beaver County implemented this policy through affirmative marketing procedures designed for the HOME Investment Partnerships Program. All participants in the HOME program must agree in writing to abide by the County's Affirmative Marketing Policy. The Affirmative Marketing Policy becomes part of the loan agreement that is signed by the owner of a rental project. CHDOs' and other subrecipients' agreements specify the Affirmative Marketing Procedures that must be followed. Under the ADDI program, Housing Opportunities, the organization that conducts the First-Time Homebuyer program, and the HACB distributed brochures describing the program to residents, tenants, and families that were potentially eligible. Brochures were also given to lending institutions for distribution.

c. **Beaver County continues to work with WBE and MBE developers, consultants and contractors in the HOME program whenever possible. See the MBE WBE Reports CDBG and HOME tab of this document.**

HOMELESS

Homeless Needs

*Please also refer to the Homeless Needs Table in the Needs.xls workbook.

1. Identify actions taken to address needs of homeless persons.
2. Identify actions to help homeless persons make the transition to permanent housing and independent living.
3. Identify new Federal resources obtained from Homeless SuperNOFA.

Program Year 4 CAPER Homeless Needs response:

1. Beaver County continues to support efforts to address homeless issues by providing assistance to human service agencies through the Emergency Shelter Grant Program, the PA Homeless Assistance Program, and the PA Act 137 Housing Trust Fund. Homeless issues are addressed on a case-by-case basis to serve needs specific to the individual or family.

The County funds a homeless helpline that operates 24 hours a day, seven days a week. The hotline offers referrals specific to the individual caller's needs.

The County employs a database system of tracking housing requests for homeless and near homeless individuals. The HMIS was instituted to better track homelessness. In FY 2009, 1,282 people were assisted through the HMIS program.

2. In 2009, Friendship Homes continued a permanent housing program for homeless individuals and families, provided on a countywide, scattered site basis. The program, managed by the local Salvation Army, continues to expand. Currently Friendship Homes operates 12 units with a total of 34 beds. Program participants are admitted with an emergency homeless need. Participants work with a case manager to identify issues that are keeping them from obtaining self-sufficiency. While in the program, the individual receives services in the identified areas of need, such as employment training, family relationships, daily living skills, budgeting, drug and alcohol counseling and/or mental health services. Although Friendship Homes is structured as a permanent housing program, the ultimate goal of the program is to assist the individuals to reach their goal of achieving independence as a private renter or homeowner.

In addition, the Housing Specialist attended training from National City Bank regarding its Family Savings Accounts program, which provides

extensive financial planning to low income families who participate in its program.

The County also continued to support permanent housing for homeless through programs operated by Supportive Services and Harbor Point Housing.

The County Housing Specialist worked closely with the State Hospital Oversight Panel of Beaver County Behavioral Health to successfully transition residents from Mayview State Hospital to permanent supportive housing. The hospital closed in December 2008.

3. During FY 2009 Beaver County continued its formal HMIS system. The system "went live" in FY 2006 and is the current countywide database. Unfortunately, because of the confidentiality regulations the system is unable to share "real time" information and will not eliminate the duplication of counts of some homeless. The system does provide valuable information regarding vacancies and available services. The system also allows the County to generate reports that will assist in determining successes and identifying service or program needs.

In FY 2009, a total of \$1,036,069 was awarded through the Homeless SuperNOFA to continue the following programs:

- HACB, awarded \$37,880 to continue the formal HMIS system*
- Harbor Point Housing, awarded \$82,564 for the Freedom Project which provides housing and supportive services to individuals with mental health disabilities and families with a member who has a mental health disability*
- Supportive Services, Inc. awarded \$175,561 for Melrose Place which provides housing and supportive services for elderly persons with mental health disabilities*
- Supportive Services, Inc. awarded \$391,422 for Stone Harbour which provides housing and supportive services for people with a mental health and a drug or alcohol diagnosis being released from jail*
- Supportive Services, Inc. awarded \$164,430 for its Young Consumers program which provides housing and supportive services to people age 18-25 with mental health disabilities*
- The Salvation Army, was awarded \$184,212 for its Friendship Homes program which provides permanent housing with supportive services to homeless individuals and families on a countywide, scattered site basis.*
- \$400,000 in additional monies was awarded through the competitive bonus process of the CoC application to fund two new projects which will provide housing to 6 formerly*

homeless households in which at least one adult has a disability.

Specific Homeless Prevention Elements

1. Identify actions taken to prevent homelessness.

Program Year 4 CAPER Specific Housing Prevention Elements response:

1. The County has made great strides in the area of homeless prevention. The Homeless Helpline is currently managed by CONTACT Beaver Valley and is a 24 hour a day, seven day a week telephone helpline that is staffed to receive calls and make appropriate housing referrals through the use of the County's Homeless Resource Directory. The homeless resource directory was uploaded to a countywide database that is being used by social service agencies that assist the homeless. Twice a year the County updates and distributes a laminated emergency resource card with current contacts for housing, food, crisis and behavioral health needs.

The HMIS system continued to work with housing and service providers. The participating providers received training throughout the year to correct data quality issues.

The County continued to provide funding through state Homeless Assistance Program sources for homeless prevention through a rental assistance program. This program also provided assistance for utility and mortgage payment arrearages and down payment and security deposit costs.

The County Office of Veterans Affairs continued to provide support, including collaboration with the Pittsburgh area Vietnam Veterans Leadership Program that provides resources to veterans relating to homeless issues.

The HUD mandated Point in Time survey was completed on January 27, 2010.

The Housing Specialist worked closely with the Census Bureau in Beaver County to assist in counting homeless in the 2010 census

The Housing and Homeless Coalition has expanded its membership to include representation from adjacent counties, Allegheny, Lawrence and Butler in order to share information and resources as well as identify gaps in services. Representatives from Southwestern PA Legal Services, Allegheny Department of Health and Human Services, Southwestern PA Aids Planning Coalition and the Homeless Children's Initiative attend monthly meetings of the Coalition.

The Homeless Prevention Rapid Rehousing Program assisted 588 families with 1341 persons in those families, distributing \$239,000 in financial assistance to prevent homelessness.

Emergency Shelter Grants (ESG)

1. Identify actions to address emergency shelter and transitional housing needs of homeless individuals and families (including significant subpopulations such as those living on the streets).
2. Assessment of Relationship of ESG Funds to Goals and Objectives
 - a. Evaluate progress made in using ESG funds to address homeless and homeless prevention needs, goals, and specific objectives established in the Consolidated Plan.
 - b. Detail how ESG projects are related to implementation of comprehensive homeless planning strategy, including the number and types of individuals and persons in households served with ESG funds.
3. Matching Resources
 - a. Provide specific sources and amounts of new funding used to meet match as required by 42 USC 11375(a)(1), including cash resources, grants, and staff salaries, as well as in-kind contributions such as the value of a building or lease, donated materials, or volunteer time.
4. State Method of Distribution
 - a. States must describe their method of distribution and how it rated and selected its local government agencies and private nonprofit organizations acting as subrecipients.
5. Activity and Beneficiary Data
 - a. Completion of attached Emergency Shelter Grant Program Performance Chart or other reports showing ESGP expenditures by type of activity. Also describe any problems in collecting, reporting, and evaluating the reliability of this information.
 - b. Homeless Discharge Coordination
 - i. As part of the government developing and implementing a homeless discharge coordination policy, ESG homeless prevention funds may be used to assist very-low income individuals and families at risk of becoming homeless after being released from publicly funded institutions such as health care facilities, foster care or other youth facilities, or corrections institutions or programs.
 - c. Explain how your government is instituting a homeless discharge coordination policy, and how ESG homeless prevention funds are being used in this effort.

Program Year 4 CAPER ESG response:

1. During the reporting period, Beaver County used its annual Emergency Shelter Grants (ESG) fund allocation to help address various homeless issues in the County. The County budgeted ESG funds for homeless facility operating costs. There were no specific plans to open any new emergency shelters with ESG funds. The County's focus was the implementation of strategies to assist homeless individuals and families through the provision of transitional housing opportunities.

Beaver County continued to invest its ESG entitlement in a timely manner. To ensure timeliness expenditure of funds, these projects are monitored

monthly by the project manager. In addition, the ESG application process is completed and contracts awarded within 10 months of the award to the County so that funds can be expended prior to the deadline. The projects are proceeding in a reasonable manner and it is expected that all funds will be expended with the 24 month period.

The very limited funding resources received by the County were distributed to several local non-profit organizations that have demonstrated excellent administrative capacity. In addition to providing assistance to homeless families and individuals through these organizations, the County also establishes a priority for assisting those who are at risk of becoming homeless. These families and individuals are typically provided financial assistance to pay for rent and utilities in order to remain in their current homes. Preventing homelessness in these situations can often require fewer financial resources in the long-term.

2. a. These activities address the objective of making decent housing accessible and/or affordable to low moderate income persons. Through non-profit organizations and other public agencies, Beaver County spent \$158,936 in ESG funds to provide assistance to the homeless population and those at risk of becoming homeless. One thousand two-hundred eighty-two (1,282) homeless persons were provided case management. This number increased from 1109 in FY 2008 due to better reporting and increased need. Refer to DH-1 Outcome Sheets under the Objectives tab for further information.

To ensure that all ESG funds are expended within the 24-month period required by Federal regulation, all projects are monitored monthly by the project manager; and agencies are required to submit monthly invoices. In addition, the ESG application process is completed and contracts awarded within 10 months of the award to the County so that funds can be expended prior to the deadline.

b. Three-hundred nineteen (319) people in extremely low income households (<30% MFI) were provided emergency shelter and 86 people with extremely low income were provided transitional housing.

3. A total of \$144,990 in ESG program expenditures was matched with a total of \$2,651,899 in other grant funds, fundraising and donated goods. The following matching funds or in-kind services were secured for the ESG program expenditures during the reporting period. No volunteer service hours were used as match during the reporting period. ESG expenditures were matched:

- by Beaver County Community Housing Development Organization, Inc. (BCCHDO) with \$12,800 from a golf outing.
- by Supportive Services Inc. with \$1,394,890 in funding from the local MH/MR office and donations of bakery goods worth approximately \$104,000 from a local grocery store chain.
- by Harbor Point Housing with \$931,603 from the local MH/MR office

- *by the Salvation Army with \$200 in donations.*
- *by the Women's Center of Beaver County were matched with \$208,406 in Pennsylvania Coalition Against Domestic Violence funds.*

4. Beaver County is not a state entity therefore this item is not applicable.

5. a. Beaver County spent \$144,990 on shelter operations that served 405 people and \$16,763 on ESG administration. No funds were spent on essential services. There were no problems in collecting, reporting or evaluating the reliability of this data.

The County granted and expended its ESG funds on shelter operations as follows:

- **Beaver County Community Housing Development Organization, Inc. (BCCHDO) was granted \$35,000 (ESG 08) on May 14, 2009 and expended a total of \$31,157 (ESG 08) during the reporting period.**
- **Supportive Services, Inc. was granted \$50,00 (ESG 08) on May 14, 2009 and expended \$36,073 (ESG 08) during the reporting period.**
- **The Salvation Army was awarded a grant of \$11,629 (ESG 08) on June 25, 2009 for supportive services. On June 25, 2009 the Salvation Army was awarded \$23,468 (ESG 08) for a matching grant for their Supportive Housing project. The total expenditure by the Salvation Army in FY 2009 was \$31,440 (ESG 08).**
- **The Women's Center was awarded \$46,319 (ESG 08) and expended \$46,319 (ESG 08) in FY 2009.**

b. i. Homeless Discharge Coordination. No ESG funds are used specifically for discharge coordination.

c. Formal discharge planning protocol has been implemented through the County's Continuum of Care process in the areas of foster care, health care, mental health and corrections. No ESG funds are used specifically in this effort.

COMMUNITY DEVELOPMENT

Community Development

*Please also refer to the Community Development Table in the Needs.xls workbook.

1. Assessment of Relationship of CDBG Funds to Goals and Objectives
 - a. Assess use of CDBG funds in relation to the priorities, needs, goals, and specific objectives in the Consolidated Plan, particularly the highest priority activities.

- b. Evaluate progress made toward meeting goals for providing affordable housing using CDBG funds, including the number and types of households served.
 - c. Indicate the extent to which CDBG funds were used for activities that benefited extremely low-income, low-income, and moderate-income persons.
2. Changes in Program Objectives
 - a. Identify the nature of and the reasons for any changes in program objectives and how the jurisdiction would change its program as a result of its experiences.
3. Assessment of Efforts in Carrying Out Planned Actions
 - a. Indicate how grantee pursued all resources indicated in the Consolidated Plan.
 - b. Indicate how grantee provided certifications of consistency in a fair and impartial manner.
 - c. Indicate how grantee did not hinder Consolidated Plan implementation by action or willful inaction.
4. For Funds Not Used for National Objectives
 - a. Indicate how use of CDBG funds did not meet national objectives.
 - b. Indicate how did not comply with overall benefit certification.
5. Anti-displacement and Relocation – for activities that involve acquisition, rehabilitation or demolition of occupied real property
 - a. Describe steps actually taken to minimize the amount of displacement resulting from the CDBG-assisted activities.
 - b. Describe steps taken to identify households, businesses, farms or nonprofit organizations who occupied properties subject to the Uniform Relocation Act or Section 104(d) of the Housing and Community Development Act of 1974, as amended, and whether or not they were displaced, and the nature of their needs and preferences.
 - c. Describe steps taken to ensure the timely issuance of information notices to displaced households, businesses, farms, or nonprofit organizations.
6. Low/Mod Job Activities – for economic development activities undertaken where jobs were made available but not taken by low- or moderate-income persons
 - a. Describe actions taken by grantee and businesses to ensure first consideration was or will be given to low/mod persons.
 - b. List by job title of all the permanent jobs created/retained and those that were made available to low/mod persons.
 - c. If any of jobs claimed as being available to low/mod persons require special skill, work experience, or education, provide a description of steps being taken or that will be taken to provide such skills, experience, or education.
7. Low/Mod Limited Clientele Activities – for activities not falling within one of the categories of presumed limited clientele low and moderate income benefit
 - a. Describe how the nature, location, or other information demonstrates the activities benefit a limited clientele at least 51% of whom are low- and moderate-income.
8. Program income received

- a. Detail the amount of program income reported that was returned to each individual revolving fund, e.g., housing rehabilitation, economic development, or other type of revolving fund.
 - b. Detail the amount repaid on each float-funded activity.
 - c. Detail all other loan repayments broken down by the categories of housing rehabilitation, economic development, or other.
 - d. Detail the amount of income received from the sale of property by parcel.
9. Prior period adjustments – where reimbursement was made this reporting period for expenditures (made in previous reporting periods) that have been disallowed, provide the following information:
- a. The activity name and number as shown in IDIS;
 - b. The program year(s) in which the expenditure(s) for the disallowed activity(ies) was reported;
 - c. The amount returned to line-of-credit or program account; and
 - d. Total amount to be reimbursed and the time period over which the reimbursement is to be made, if the reimbursement is made with multi-year payments.
10. Loans and other receivables
- a. List the principal balance for each float-funded activity outstanding as of the end of the reporting period and the date(s) by which the funds are expected to be received.
 - b. List the total number of other loans outstanding and the principal balance owed as of the end of the reporting period.
 - c. List separately the total number of outstanding loans that are deferred or forgivable, the principal balance owed as of the end of the reporting period, and the terms of the deferral or forgiveness.
 - d. Detail the total number and amount of loans made with CDBG funds that have gone into default and for which the balance was forgiven or written off during the reporting period.
 - e. Provide a List of the parcels of property owned by the grantee or its subrecipients that have been acquired or improved using CDBG funds and that are available for sale as of the end of the reporting period.
11. Lump sum agreements
- a. Provide the name of the financial institution.
 - b. Provide the date the funds were deposited.
 - c. Provide the date the use of funds commenced.
 - d. Provide the percentage of funds disbursed within 180 days of deposit in the institution.
12. Housing Rehabilitation – for each type of rehabilitation program for which projects/units were reported as completed during the program year
- a. Identify the type of program and number of projects/units completed for each program.
 - b. Provide the total CDBG funds involved in the program.
 - c. Detail other public and private funds involved in the project.
13. Neighborhood Revitalization Strategies – for grantees that have HUD-approved neighborhood revitalization strategies
- a. Describe progress against benchmarks for the program year. For grantees with Federally-designated EZs or ECs that received HUD approval for a

neighborhood revitalization strategy, reports that are required as part of the EZ/EC process shall suffice for purposes of reporting progress.

Program Year 4 CAPER Community Development response:

1. a. Please see the Completed Projects tab of this document for a list of completed projects and the narrative in the General Questions section above. Please refer to the tab labeled Ongoing Projects of this document for a list of ongoing projects. Canceled projects are listed in the Canceled Projects Tab. Please see the tab labeled Objectives for the Objective and Outcome sheets which include all projects. The highest priority activities were Public Facilities and Improvements projects (including Parks, Recreational Facilities, Parking Facilities, Flood Drain Improvements, Water/Sewer Improvements, Street Improvements, and Sidewalks), Acquisition, Clearance, Public Services, Youth Services, Employment Training, Rehabilitation of Single Unit Residences, Rehabilitation of publicly or Privately-Owned Commercial/Industrial buildings, Non-Residential Historic Preservation, Commercial/Industrial Infrastructure and Development, Economic Development Technical Assistance, Planning Activities, General Program Administration and Fair Housing Activities. The amount of \$2,254,773 or 58% of \$3,873,900 in CDBG funds spent during the reporting period was expended on the highest priority projects in Beaver County.

b. Through the Emergency Home Improvement Program, repairs were made to:

- 3 elderly (2 persons with either person 62 years old or over) 6 small (2 persons, neither person 62 years old or over, or 3 or 4 persons) and no large (more than 4 persons) owner households with incomes less than 30% of Median Family Income**
- 8 elderly, 7 small and 1 large owner households with incomes between 30% and 50% of the Median Family Income**
- No elderly, 5 small and 2 large owner households with incomes between 50% and 80% of the Median Family Income**

Through the Weatherization program, energy efficiency improvements were made to:

- 6 elderly, 2 small, no large and 8 disabled owner households with incomes less than 30% of Median Family Income**
- 3 elderly, 4 small, 1 large and 7 disabled renter households with incomes less than 30% of Median Family Income**

Through the Home Improvement Program repairs were made to:

- 1 elderly, 2 small, no large and no disabled owner households with incomes less than 30% of Median Family Income**

- **3 elderly, 6 small, no large and no disabled owner households with incomes between 30% and 50% of the Median Family Income**
- **4 elderly, 10 small, no large and no disabled owner households with incomes between 50% and 80% of the Median Family Income.**

The repairs to these homes allowed decent affordable housing to be sustained for these families.

c. A total of \$2,306,498 in CDBG funds or 88.29% was expended on activities that benefited extremely low-income, low-income, and moderate-income persons in Beaver County. Please refer to the Financial Reports PR26 & Supplement tab for more information.

2. a. No changes in program objectives were made in FY 2009. In 2009, expenditures for clearance and Demolition (Matrix Code 04) increased significantly over the amount spent in FY 2008 because of 2 emergency demolitions which were unanticipated.

The overall expenditures for Public Facilities and Improvements decreased by 32% in FY 2009. Even though Beaver County saw an great increase in expenditures for Neighborhood Facilities (Matrix Code 03E), this was more than offset by a decrease in expenditures for Park and Recreation facilities (Matrix Code 03F) and a decrease in expenditures for Streets (Matrix Code 03K). Two large Park and Recreation facilities expenditures were delayed due to waiting for other state and federal funding sources of funding that are also being used for the projects. Regarding the decrease in expenditures for the streets, the County, where practical, engineers and bids projects together. Some street projects were grouped together delaying expected expenditures.

A decrease in expenditures for public services resulted from the completion of a senior services project.

CDBG expenditures for Fair Housing (Matrix Code 21D) more than doubled in FY 2009 because a significant amount for the Fair Housing project was funded paid out of Act 137 funds the year before.

3. a. Beaver County made an application and received the federal entitlement funds as listed in the Consolidated Plan. It was granted \$3,891,310 in CDBG funds, \$851,281 in HOME funds and \$171,174 in ESG funds. Beaver County received \$1,036,069 in Supportive Housing Program funding. The following funds were applied for and/or received from the state of Pennsylvania:

- **PA Department of Public Welfare Homeless Assistance Program funds in the amount of \$143,886**
- **Work Ready Program funds in the amount of \$173,141**
- **Community Services Block Grant Program in the amount of \$389,499**

Local funding consisted of \$206,476 in Act 137 Affordable Housing funds.

b. The County issues Certifications of Consistency with the Consolidated Plan for HUD programs in a fair and impartial manner. The projects are reviewed in relationship to the goals and objectives of the Consolidated Plan. In addition, the County provides certifications to those entities submitting applications to HUD so that applications can be submitted in a timely manner. During the reporting period, the County certified the consistency of the Five Year and Annual PHA Plan of the HACB for Fiscal Year 2010. In addition, the County certified the consistency of the Hosanna Industries, Inc. 2010/2011 Rehabilitation Project, the Supportive Housing Program Application which included Stone Harbor, The Freedom Project, Melrose Place, Young Consumers, the Lenwood Project, Friendship Homes, Safety Net-TBRA and HMIS programs. The County certified Supportive Services, Inc. application for the Reliable Housing Apartments which is a HUD Section 811 Supportive Housing for Persons with Disabilities project. The County also certified Southwestern Pennsylvania Legal Services, Inc. application for the West Penn Rural Fair Housing Protection and Enforcement Initiative which is a HUD-Fair Housing Initiative Program.

c. The County continued its implementation of the Consolidated Plan. The activities implemented were a part of the Consolidated Plan and were determined through the Citizen Participation process as well as through the application process. Beaver County did not hinder implementation of the Consolidated Plan by action or willful inaction.

4. a. All funds were used to meet national objectives.

b. During the reporting period, the expenditures complied with overall benefit certification.

5. a. b. and c. No activities undertaken during the reporting period resulted in resident displacement.

6. a. b. and c. During this reporting period, a total of \$420,644 in CDBG funds was spent on economic development activities. No low/mod jobs were created. The revolving loan program was canceled due to inactivity, however, a second microenterprise assistance program was added. Because of these occurrences, 25% more was spent on economic development activities in FY 2009 than in FY 2008. The design continued and environmental review for the Midland KOZ business park (Activity Nos. 1266 and 1339) was completed in this reporting year. It is anticipated that jobs will be created in 2013 when the business park is completed. \$94,968 was spent to provide technical assistance to 170 low income people who own or are starting microenterprises (Activity Nos. 1449, 1567 and 1597). Eight businesses were assisted. During the reporting period \$299,813 was spent on commercial façade rehabilitation projects (Activity Nos. 1537, 1546, 1592 and 1593). Eight facades were renovated. In FY 2009 25% more was spent on economic development activities due to the

7. a. All non-presumed low-moderate clientele activities require proof of income and all beneficiaries are determined to be in the low-moderate income ranges.

8. a. b. c. and d. Please refer to the Financial Reports PR26 & Supplement tab of this document.

9. a. b. c. and d. There were no activities that were disallowed during this period.

10. a. b. c. and d. Please refer to the Financial Reports PR26 & Supplement tab of this document.

e. There are no parcels of property owned by Beaver County or its subrecipients that have been acquired or improved using CDBG funds and are available for sale as of the end of this reporting period.

11. a. b. c. and d. No Lump Sum Agreements were made during the reporting period.

12. a. Please see #1.b. of this section of the narrative (Community Development Response).

b. A total of \$394,800 in CDBG funds was spent for housing rehabilitation.

c. No other public or private funds were used for these activities.

13. The U.S. Department of Housing and Urban development (HUD) has approved Neighborhood Revitalization Strategy Area (NRSA) submissions from both the City of Aliquippa and the City of Beaver Falls. In accordance with HUD requirements, the progress of the approved NRSA's is reported on by reference and linkages with the Consolidated plan as noted below.

Aliquippa Neighborhood Revitalization Strategy:

Housing

The City of Aliquippa will seek to have additional owner-occupied homes rehabilitated through beaver County's Home Improvement Program. During the reporting period 3 homes were rehabilitated in the City of Aliquippa through the Home Improvement Program.

The City of Aliquippa will pursue its goal of increased homeownership via the Housing Authority of Beaver County Homeownership Program. Beaver County Act 137 funds will be used in conjunction with Housing Authority funds, Federal Home Loan Bank funds and equity from a limited partnership to stimulate homeownership in Aliquippa. These programs expect to assist households in Beaver County in FY 2009 via pre-purchase and post-purchase counseling, down payment/closing cost assistance and appraisal gap subsidies. Residents of Aliquippa are referred to the First Time Homebuyer Program.

The Consolidated Plan includes \$75,000 for one project for spot demolition/clearance projects of structures throughout the city. Removal of vacant dilapidated structures eliminated blighting influences and potential safety hazards, thereby improving the quality of life for area residents.

\$82,704 was spent during the reporting year on 3 ongoing clearance activities.

Economic Development

The Consolidated Plan contains \$135,000 for Main Street planning to assist ten county business districts. The Aliquippa Franklin Avenue Development Committee participates in Beaver County's Main Street Network in revitalizing the City's Central Business District (CBD) and making it a more economically viable business district. In FY 2009, Aliquippa participated in the County's Main Street Network program.

The Consolidated Plan contains \$350,000 for façade improvements in 10 county business districts. The Aliquippa Franklin Avenue Development Committee participates in Beaver County's Façade Improvement Program. In FY 2009, 1 Façade renovation project was completed in Aliquippa. The Franklin Avenue Development Committee also participated in Beaver County's Architectural Conceptual Design Program.

Infrastructure

The Consolidated Plan did not include any additional infrastructure improvement projects in the City of Aliquippa. In FY 2009, a total of \$52,909 was spent to complete two storm sewer improvement projects. \$48,100 was spent on the completion of 2 and the continuation of 1 neighborhood facility improvement project.

Supportive Services

The County's Consolidated Plan includes \$171,174 to support non-profit organizations that provide emergency housing to homeless individuals and families, help prevent homelessness and eviction, provide transitional housing or create permanent housing. These organizations include the Women's Center, Supportive Services and Beaver County Community Housing Development Organization, Inc. Clients of these non-profit agencies include the city of Aliquippa residents. In FY 2009, \$144,990 in ESG funds was spent on these activities.

Beaver Falls Neighborhood Revitalization Strategy

Housing

Based on past participation levels, the City of Beaver Falls can expect to have additional owner-occupied homes rehabilitated through Beaver County's Home Improvement Program. During the reporting period, 3 single family homes were rehabilitated through the Home Improvement Program.

The City of Beaver Falls will pursue its goal of increased homeownership via the Beaver County Housing Authority's Homeownership Program. Beaver County Act 137 funds will be used in conjunction with Housing Authority funds, Federal Home Loan Bank funds and equity from a limited partnership

to stimulate homeownership in Beaver Falls. These programs expect to assist households in Beaver County in FY 2009 via pre-purchase and post-purchase counseling, down payment/closing cost assistance and appraisal gap subsidies. In FY 2009, residents of Beaver Falls were referred to the First Time Homebuyer Program.

Economic Development

The Consolidated Plan contains \$135,000 for Main Street planning to assist ten county business districts in revitalizing and increasing the economically viability of their business districts. In FY 2009, Beaver Falls Business District Authority Beaver Falls received services through the County's Main Street Network program.

The Consolidated Plan contains \$350,000 for façade improvements in 10 county business districts. The Beaver Falls Business District Authority participates in Beaver County's Façade Improvement Program. In FY 2009, 2 façade renovation projects were completed in Beaver Falls. The Beaver Falls Business District Authority also participates in Beaver County's Architectural Conceptual Design Program.

Infrastructure

The Consolidated Plan includes \$75,000 for street improvements in the City of Beaver Falls. A portion of this will be used to repave streets in the city's target Housing Improvement Area. These improvements will address poor street conditions in this area, improve the quality of life for area residents, and support housing development in the target area. In FY 2009, 3 street improvement projects were completed and 2 were underway in the City of Beaver Falls. A total of \$81,912 in CDBG funds was spent on these projects.

Supportive Services

The County's Consolidated Plan includes \$171,147 to support non-profit organizations that provide emergency housing to homeless individuals and families, help prevent homelessness and eviction, provide transitional housing or create permanent housing. These organizations include the Women's Center, Supportive Services and Beaver County Community Housing Development Organization, Inc. Many of the clients of these non-profit agencies live in the Beaver Falls area. In FY 2009, \$144,990 in ESG funds was spent on these activities.

Antipoverty Strategy

1. Describe actions taken during the last year to reduce the number of persons living below the poverty level.

Program Year 4 CAPER Antipoverty Strategy response:

1. **Beaver County, through the Community Services Program, is committed to supporting projects that have an impact on the causes of poverty in our communities and to work toward a holistic approach at combining efforts to promote and facilitate self-sufficiency.**

The County has utilized \$351,499 of the Community Services Block Grant to fund 6 services under a subcontract with 12 providers and to conduct administration of the program. The projects and/or services meet locally determined needs relevant to low income individuals/families and vulnerable population groups such as children, individuals with developmental disabilities, elderly, and persons with mental illness.

A list of the services for which funding was provided and the targeted populations that were served is as follows:

Self-Sufficiency

Beaver County Head Start (\$30,000 serving 30 individuals) This project engages a minimum of 30 "high risk" families in Beaver County in a process of problem solving using a "mentoring" model of intensive case management including counseling and development of an individual Family Service Plan. The "mentor"/social worker will remain involved with each family 3 months on average or longer as needed, identifying short and long term objectives with the families and educate them about community resources, advocating for themselves, and developing problem solving skills to meet future problems with strengthened personal skills.

Education

Beaver County Head Start (\$15,000 serving 600 individuals) "Project Start" provides drug, alcohol and violence abuse lessons in a classroom setting to low income children and their parents or guardians.

Emergency Services

The Women's Center of Beaver County (\$25,000 serving 190 individuals) "Sexual Assault/Domestic Violence Outreach Prevention Education" program provides education services to individuals from the community that are low income and/or a high risk for abuse and to current victims of abuse who have sought the center for help.

Contact Beaver Valley (\$25,000 serving 1,200 individuals) provides a telephone helpline, crisis intervention service and reassurance program staffed by trained volunteers who respond confidentially to human need 24 hours per day.

Employment

Beaver County Rehabilitation Center, Inc. (\$35 serving 40 individuals) provides employment training from initial assessment to competitive placement to low income individuals with disabilities.

The program also provides training for individuals to upgrade their current employment status.

Income Management

The Alliance for Consumer Protection (\$20,000 serving 200 individuals) provides consumer services to the client group including consumer credit counseling, budgeting and money management strategies, payment plans for debts, consumer education on making contracts, complaint-mediation, and consumer education about securing credit and loans.

Linkages

Big Brothers/Big Sisters of Beaver County (\$22,000 serving 225 individuals) provides services, transportation to training programs, education field trips and one-to-one mentors to disadvantaged youth who are not currently being served through the traditional Big Brothers / Big Sisters Program. The program also provides training and supervision to adult volunteers who will serve as mentors to the children.

Franklin Center (\$50,000 serving 1500 individuals) provides for basic human needs to low-income/working poor in Beaver County. Provision is made for medical equipment, clothing, furniture, appliances, Christmas gifts, rent/utility assistance and referral to other support agencies.

Neighborhood Legal Services Association (\$25,00 serving 450 individuals) provides service to high priority cases and to individual's participating in consumer clinics. The consumer clinic provides a means of training clients to assist them in resolving consumer problems such as debt collection and harassment. Free legal representation is made available for those whose problems progress to court proceedings.

Homemaker Home Health Services of Beaver County, Inc. (\$35,000 serving 45 individuals) Caregiver Relief Program provides a weekly respite to caregivers of low income residents with disabilities. The respite service is offered to the caregivers, free of charge, to provide time away from their responsibilities.

Franklin Center (\$25,000 serving 30 individuals) Outreach and Referral Service provides assistance to low income individuals in accessing information regarding energy assistance, community based workshops, job listings in cooperation with the Beaver County Job Center, and other social services programs.

Drug and Alcohol (\$10,000 serving 125 persons) Linkages to help increase their ability to remain addiction free and able to return to and maintain a productive life style.

Tiger Pause (\$11,499 serving 380 youth Linkages to help youth establish friendship relationships with positive adult mentors.

Housing

Habitat for Humanity (\$25,000 serving 30 individuals) is a non-profit, self-help housing program that enables low-income persons to obtain housing. The program is designed to assist eligible persons to become self-sufficient through skills development and home ownership. Partner families are required to donate 500 (250 hours if single adult head of household) hours of "sweat equity" in their home and in other partner families' homes.

The Community Services Program of Beaver County also administers additional programs as follows:

Work Ready Program through a subcontract arrangement with the Beaver County Rehabilitation Center. The project has been very successful to date in assisting in the attainment of competitive employment for 90% of its referrals.

Homeless Assistance Program through subcontracts that are made with local social services.

NON-HOMELESS SPECIAL NEEDS

Non-homeless Special Needs

*Please also refer to the Non-homeless Special Needs Table in the Needs.xls workbook.

1. Identify actions taken to address special needs of persons that are not homeless but require supportive housing, (including persons with HIV/AIDS and their families).

Program Year 4 CAPER Non-homeless Special Needs response:

1. ***Unfortunately, the County received no state funding to rehabilitate housing units for persons with disabilities during the reporting period.***

The HACB continued to implement its Section 504 Assessment recommendations. With an overall goal of making 5% of the public housing stock accessible to persons with disabilities, the Housing Authority received approval for its Section 504 plan from HUD in March 2005. Construction or renovation of 4 units was completed in FY 2009 to meet Uniform Federal Accessibility Standards (UFAS) to bring the total of accessible units to 98. In addition, the HACB provided supportive services through 3 caseworkers who assisted 120 elderly residents with disabilities to remain in their residences.

Construction began on Westfield Towers, a Section 202 funded project which will provide 40 affordable housing units for the elderly in Hopewell. Passavant Homes, through a Section 811 funded project completed 19

additional units for people with developmental disabilities which included 8 in Aliquippa, 4 in Chippewa and 7 in Rochester. Passavant Homes, through Section 811 funded projects, also began construction on additional units in Beaver and Monaca for people with developmental disabilities.

The County continued providing CDBG assistance to the OVR New Hire Program. This program provides funding for administration of job training and placement services to persons with disabilities. During the reporting period 14 disabled adults were placed in jobs.

A total of \$46,684 was spent on 6 public facility improvements for handicapped accessibility. One project was completed and 5 were underway in FY 2009.

Fifteen low income disabled households were assisted through the County's Weatherization and Home Improvement Programs.

Through the Women's Center, 319 victims of domestic violence were provided shelter and supportive services.

Specific HOPWA Objectives

*Please also refer to the HOPWA Table in the Needs.xls workbook.

1. Overall Assessment of Relationship of HOPWA Funds to Goals and Objectives
Grantees should demonstrate through the CAPER and related IDIS reports the progress they are making at accomplishing identified goals and objectives with HOPWA funding. Grantees should demonstrate:
 - a. That progress is being made toward meeting the HOPWA goal for providing affordable housing using HOPWA funds and other resources for persons with HIV/AIDS and their families through a comprehensive community plan;
 - b. That community-wide HIV/AIDS housing strategies are meeting HUD's national goal of increasing the availability of decent, safe, and affordable housing for low-income persons living with HIV/AIDS;
 - c. That community partnerships between State and local governments and community-based non-profits are creating models and innovative strategies to serve the housing and related supportive service needs of persons living with HIV/AIDS and their families;
 - d. That through community-wide strategies Federal, State, local, and other resources are matched with HOPWA funding to create comprehensive housing strategies;
 - e. That community strategies produce and support actual units of housing for persons living with HIV/AIDS; and finally,
 - f. That community strategies identify and supply related supportive services in conjunction with housing to ensure the needs of persons living with HIV/AIDS and their families are met.
2. This should be accomplished by providing an executive summary (1-5 pages) that includes:
 - a. Grantee Narrative
 - i. Grantee and Community Overview

- (1) A brief description of your organization, the area of service, the name of each project sponsor and a broad overview of the range/type of housing activities and related services
 - (2) How grant management oversight of project sponsor activities is conducted and how project sponsors are selected
 - (3) A description of the local jurisdiction, its need, and the estimated number of persons living with HIV/AIDS
 - (4) A brief description of the planning and public consultations involved in the use of HOPWA funds including reference to any appropriate planning document or advisory body
 - (5) What other resources were used in conjunction with HOPWA funded activities, including cash resources and in-kind contributions, such as the value of services or materials provided by volunteers or by other individuals or organizations
 - (6) Collaborative efforts with related programs including coordination and planning with clients, advocates, Ryan White CARE Act planning bodies, AIDS Drug Assistance Programs, homeless assistance programs, or other efforts that assist persons living with HIV/AIDS and their families.
- ii. Project Accomplishment Overview
- (1) A brief summary of all housing activities broken down by three types: emergency or short-term rent, mortgage or utility payments to prevent homelessness; rental assistance; facility based housing, including development cost, operating cost for those facilities and community residences
 - (2) The number of units of housing which have been created through acquisition, rehabilitation, or new construction since 1993 with any HOPWA funds
 - (3) A brief description of any unique supportive service or other service delivery models or efforts
 - (4) Any other accomplishments recognized in your community due to the use of HOPWA funds, including any projects in developmental stages that are not operational.
- iii. Barriers or Trends Overview
- (1) Describe any barriers encountered, actions in response to barriers, and recommendations for program improvement
 - (2) Trends you expect your community to face in meeting the needs of persons with HIV/AIDS, and
 - (3) Any other information you feel may be important as you look at providing services to persons with HIV/AIDS in the next 5-10 years
- b. Accomplishment Data
- i. Completion of CAPER Performance Chart 1 of Actual Performance in the provision of housing (Table II-1 to be submitted with CAPER).
 - ii. Completion of CAPER Performance Chart 2 of Comparison to Planned Housing Actions (Table II-2 to be submitted with CAPER).

Program Year 4 CAPER Specific HOPWA Objectives response:

Beaver County was not a participant in the HOPWA program during the reporting period.

OTHER NARRATIVE

Include any CAPER information that was not covered by narratives in any other section.

Program Year 4 CAPER Other Narrative response:

Section 108 Accomplishments: The Section 108 Loan projects included streetscapes in Ambridge, New Brighton and Midland. At the end of FY 2007 the Ambridge Streetscape was complete benefiting 7682 people, 4382 of whom were low income. In FY 2009 both the New Brighton Streetscape and the Midland Streetscape were under construction. Please refer to the Section 108 Loan Report tab for additional information.

FINANCIAL SUMMARY ATTACHMENT

A. PROGRAM INCOME: (Line 5 & 43)

1. Total Program Income to Revolving Funds: None

2. Float-Funded Activities: None

3. Other Program Income:

\$25.00	Bidders
\$42,868.32	Quarterly Reimbursement
\$297.30	Business Investment Loan Payment
\$55.00	Bidders
\$2,376.00	Satisfaction
\$148.65	Business Investment Loan Payment
\$148.65	Business Investment Loan Payment
\$205.00	Bidders
\$44,501.87	Quarterly Reimbursement
\$148.65	Business Investment Loan Payment
\$148.65	Business Investment Loan Payment
\$2.96	Business Investment Loan Payment
\$148.65	Business Investment Loan Payment
\$46,809.23	Quarterly Reimbursement
\$13,193.25	Revolving Loan Fund
\$51,636.89	Quarterly Reimbursement
\$10,000.00	Satisfaction
\$8,000.00	Satisfaction from Sheriff Sale
\$999.30	Reimbursement

4. Income from Sale of Property: None

B. PRIOR YEAR ADJUSTMENTS: (Line 07 & 44)

1. None

C. LOANS AND OTHER RECEIVABLES:

1. Float-Funded Activities: None

2a. StartingGate:

Loans Outstanding	-	1
Principal Due	-	\$4,153.21

2b. Housing Authority of Beaver County:

Single-Unit Housing Rehab - Deferred Loans:

Loans Outstanding	-	209
Principal Balance	-	\$2,781,418.15

Terms: 6 year deferral

1 st and 2 nd year	-----	100%
3 rd year	-----	80%
4 th year	-----	60%
5 th year	-----	40%
6 th year	-----	20%

3. Loans that have gone into default:

Loans in Default	-	None
Amount	-	None

4. Parcels of Property: None

5. Lump Sum Drawdown Agreement: None

D. RECONCILIATION OF LINE(S) OF CREDIT (LOC) AND CASH BALANCES TO UNEXPENDED BALANCE OF CDBG FUNDS SHOWN ON CAPER

Complete the following worksheet and submit with the attachment:

UNEXPENDED BALANCE SHOWN ON CAPER 5,196,816.32
(Line 16 of PR 26)

RECONCILIATION: (For the items listed below, use amounts recorded as of close-of-business on the last day of this CAPER reporting period.)

ADD: +

Loc balance(s) 4,590,839.52

Cash on Hand:

Grantee Program Accounts 12,182.57

Subrecipients Program Accounts -0-

Revolving Funds Cash Balances -0-

Section 108 Cash Balances 597,947.44

SUBTRACT:

Grantee CDBG Program Liabilities
(include any reimbursement due to the Grantee from program funds) (-0-)*

Subrecipient CDBG Program Liabilities
(Same instructions as above) (4,153.21)*

TOTAL RECONCILING BALANCE: 5,196,816.32

UNRECONCILED DIFFERENCE (between Total Reconciling Balance and Unexpended Balance):
(Explain below) -0-

* When grantees or subrecipients operate their programs on a reimbursement basis, any amounts due to the grantees or subrecipients should be included in the Program Liabilities.

E. CALCULATION OF BALANCE OF UNPROGRAMMED FUNDS

Amount of funds available during the reporting period (from Line 8 of PR 26)	<u>9,070,716.27</u>
Add: Income expected but not yet realized**	<u>-0-</u>
SUBTOTAL	<u>9,070,716.27</u>
Less: Total budgeted amount	<u>(7,765,209.95)</u>
UNPROGRAMMED BALANCE	<u>1,305,506.32</u>

** This amount should reflect any income considered as a resource in the final statement (and any amendments) for the period covered by this report, as well as that identified in prior final statements (including any amendments), that was expected to be received as of the end of the reporting period but had not yet been received, e.g., program income or Section 108 proceeds not yet received from an approved 108 loan.

PR 26 - CDBG Financial Summary Report

Grantee
Program Year
Page

BEAVER COUNTY, PA
2009
1 of 2

PART I: SUMMARY OF CDBG RESOURCES

01 UNEXPENDED CDBG FUNDS AT END OF PREVIOUS PROGRAM YEAR	9,420,564.72
02 ENTITLEMENT GRANT	3,891,310.00
03 SURPLUS URBAN RENEWAL	0
04 SECTION 108 GUARANTEED LOAN FUNDS	0
05 CURRENT YEAR PROGRAM INCOME	221,713.37
06 RETURNS	63,565.15
07 ADJUSTMENT TO COMPUTE TOTAL AVAILABLE	-4,526,436.97
08 TOTAL AVAILABLE (SUM, LINES 01-07)	9,070,716.27

PART II: SUMMARY OF CDBG EXPENDITURES

09 DISBURSEMENTS OTHER THAN SECTION 108 REPAYMENTS AND PLANNING/ADMINISTRATION	2,612,471.83
10 ADJUSTMENT TO COMPUTE TOTAL AMOUNT SUBJECT TO LOW/MOD BENEFIT	0
11 AMOUNT SUBJECT TO LOW/MOD BENEFIT (LINE 09 + LINE 10)	2,612,471.83
12 DISBURSED IN IDIS FOR PLANNING/ADMINISTRATION	617,297.82
13 DISBURSED IN IDIS FOR SECTION 108 REPAYMENTS	644,130.30
14 ADJUSTMENT TO COMPUTE TOTAL EXPENDITURES	0
15 TOTAL EXPENDITURES (SUM, LINES 11-14)	3,873,899.95
16 UNEXPENDED BALANCE (LINE 08 - LINE 15)	5,196,816.32

PART III: LOWMOD BENEFIT THIS REPORTING PERIOD

17 EXPENDED FOR LOW/MOD HOUSING IN SPECIAL AREAS	0
18 EXPENDED FOR LOW/MOD MULTI-UNIT HOUSING	0
19 DISBURSED FOR OTHER LOW/MOD ACTIVITIES	2,306,498.23
20 ADJUSTMENT TO COMPUTE TOTAL LOW/MOD CREDIT	0
21 TOTAL LOW/MOD CREDIT (SUM, LINES 17-20)	2,306,498.23
22 PERCENT LOW/MOD CREDIT (LINE 21/LINE 11)	88.29%
LOW/MOD BENEFIT FOR MULTI-YEAR CERTIFICATIONS	
23 PROGRAM YEARS(PY) COVERED IN CERTIFICATION	PY: 0 PY: 0 PY: 0
24 CUMULATIVE NET EXPENDITURES SUBJECT TO LOW/MOD BENEFIT CALCULATION	0
25 CUMULATIVE EXPENDITURES BENEFITING LOW/MOD PERSONS	0
26 PERCENT BENEFIT TO LOW/MOD PERSONS (LINE 25/LINE 24)	0.00%

PR - CDBG Financial Summary Report

Grantee
Program Year
Page

BEAVER COUNTY, PA
2009
2 of 2

PART IV: PUBLIC SERVICE (PS) CAP CALCULATIONS

27 DISBURSED IN IDIS FOR PUBLIC SERVICES	163,315.44
28 PS UNLIQUIDATED OBLIGATIONS AT END OF CURRENT PROGRAM YEAR	0
29 PS UNLIQUIDATED OBLIGATIONS AT END OF PREVIOUS PROGRAM YEAR	0
30 ADJUSTMENT TO COMPUTE TOTAL PS OBLIGATIONS	0
31 TOTAL PS OBLIGATIONS (LINE 27 + LINE 28 - LINE 29 + LINE 30)	163,315.44
32 ENTITLEMENT GRANT	3,891,310.00
33 PRIOR YEAR PROGRAM INCOME	248,569.45
34 ADJUSTMENT TO COMPUTE TOTAL SUBJECT TO PS CAP	0
35 TOTAL SUBJECT TO PS CAP (SUM, LINES 32-34)	4,139,879.45
36 PERCENT FUNDS OBLIGATED FOR PS ACTIVITIES (LINE 31/LINE 35)	3.94%

PART V: PLANNING AND ADMINISTRATION (PA) CAP

37 DISBURSED IN IDIS FOR PLANNING/ADMINISTRATION	617,297.82
38 PA UNLIQUIDATED OBLIGATIONS AT END OF CURRENT PROGRAM YEAR	0
39 PA UNLIQUIDATED OBLIGATIONS AT END OF PREVIOUS PROGRAM YEAR	0
40 ADJUSTMENT TO COMPUTE TOTAL PA OBLIGATIONS	0
41 TOTAL PA OBLIGATIONS (LINE 37 + LINE 38 - LINE 39 +LINE 40)	617,297.82
42 ENTITLEMENT GRANT	3,891,310.00
43 CURRENT YEAR PROGRAM INCOME	221,713.37
44 ADJUSTMENT TO COMPUTE TOTAL SUBJECT TO PA CAP	0
45 TOTAL SUBJECT TO PA CAP (SUM, LINES 42-44)	4,113,023.37
46 PERCENT FUNDS OBLIGATED FOR PA ACTIVITIES (LINE 41/LINE 45)	15.01%

LINE 19 DETAIL: ACTIVITIES INCLUDED IN THE COMPUTATION OF LINE 19

Plan Year	IDIS Project	IDIS Activity	Voucher Number	Activity Name	Matrix Code	National Objective	Drawn Amount
2005	32	1353	5014790	HOME IMPROVEMENT PROGRAM	14A	LMH	\$4,274.02
	44	1344	5022677	FRISHKORN ROAD BRIDGE REPLACEMENT	03K	LMA	\$243.96
	44	1344	5045150	FRISHKORN ROAD BRIDGE REPLACEMENT	03K	LMA	\$8,313.30
	73	1352	5055475	MACKHOLLOW ROAD RESURFACING & EXPANSION	03K	LMA	\$4,787.26
	86	1381	5019957	AMBRIDGE LIBRARY WINDOW REPLACEMENT	03E	LMA	\$11,769.00
	86	1381	5067983	AMBRIDGE LIBRARY WINDOW REPLACEMENT	03E	LMA	\$26,170.00
2006	1	1392	5045150	LIFE TELE HELATH HOME MONITORING SERVICE	05A	LMC	\$14,049.00
	4	1396	5055475	CDBG PROJECT ENGINEER	03	LMA	\$254.00
	4	1396	5103839	CDBG PROJECT ENGINEER	03	LMA	\$508.00
	4	1396	5115961	CDBG PROJECT ENGINEER	03	LMA	\$381.00
	4	1396	5134539	CDBG PROJECT ENGINEER	03	LMA	\$635.00
	20	1412	5103839	AAUD MURPHY BUILDING CLASSROOM RENNOVATI	03E	LMA	\$36,600.00
	22	1414	5012046	ALIQUIPPA WAUGAMAN STREET CULVERT IMPROV	03J	LMA	\$2,466.50
	26	1418	5058167	BADEN ROAD PAVING DORTHEA AND RUSSELL	03K	LMA	\$4,696.26
	30	1422	5045150	BIG BF AREA SD ELECTRONIC DISPLAY SYSTEM	03	LMA	\$3,393.00
	37	1429	5012046	MILDAND COMBINED SEWER IMPROVEMENTS PH 2	03J	LMA	\$469.80
	37	1429	5025042	MILDAND COMBINED SEWER IMPROVEMENTS PH 2	03J	LMA	\$500.50
	37	1429	5038688	MILDAND COMBINED SEWER IMPROVEMENTS PH 2	03J	LMA	\$16,533.00
	37	1429	5047715	MILDAND COMBINED SEWER IMPROVEMENTS PH 2	03J	LMA	\$4,067.49
	41	1433	5017600	NBARC FANTASY KINGDOM PH 1 PLAYGROUND	03F	LMA	\$2,924.87
	41	1433	5022677	NBARC FANTASY KINGDOM PH 1 PLAYGROUND	03F	LMA	\$938.74
	41	1433	5045150	NBARC FANTASY KINGDOM PH 1 PLAYGROUND	03F	LMA	\$1,104.56
	41	1433	5076170	NBARC FANTASY KINGDOM PH 1 PLAYGROUND	03F	LMA	\$2,973.65
	41	1433	5113049	NBARC FANTASY KINGDOM PH 1 PLAYGROUND	03F	LMA	\$571.58
	41	1433	5156820	NBARC FANTASY KINGDOM PH 1 PLAYGROUND	03F	LMA	\$1,246.76
	47	1439	5058167	ROCH TWP SA HARMONY AVE SEWER RELOCATION	03J	LMA	\$4,823.90
	48	1440	5025042	VANPORT TOWNSHIP LOCUST STREET PAVING	03K	LMA	\$3,491.93
	56	1448	5014790	HACB HOME IMPROVEMENT PROGRAM	14A	LMH	\$4,231.03
	56	1448	5017600	HACB HOME IMPROVEMENT PROGRAM	14A	LMH	\$397.55
	56	1448	5025042	HACB HOME IMPROVEMENT PROGRAM	14A	LMH	\$41.50
	56	1448	5030656	HACB HOME IMPROVEMENT PROGRAM	14A	LMH	\$361.57
	56	1448	5038688	HACB HOME IMPROVEMENT PROGRAM	14A	LMH	\$558.56
	56	1448	5042126	HACB HOME IMPROVEMENT PROGRAM	14A	LMH	\$385.87
	56	1448	5092822	HACB HOME IMPROVEMENT PROGRAM	14A	LMH	\$600.00

	5	1448	5115961	HACB HOME IMPROVEMENT PROGRAM	14A	LMH	25.00
	56	1448	5144573	HACB HOME IMPROVEMENT PROGRAM	14A	LMH	\$2,798.09
	56	1448	5147594	HACB HOME IMPROVEMENT PROGRAM	14A	LMH	\$14,490.00
	56	1448	5153513	HACB HOME IMPROVEMENT PROGRAM	14A	LMH	\$2,520.00
	56	1448	5156820	HACB HOME IMPROVEMENT PROGRAM	14A	LMH	\$37.33
	56	1448	5156973	HACB HOME IMPROVEMENT PROGRAM	14A	LMH	\$5,492.67
	58	1465	5052666	ALIQUIPPA STONE ARCH COMMUNITY CENTER	03E	LMA	\$1,500.00
	62	1470	5061391	YMCA COMMUNITY PLAYGROUND	03F	LMA	\$5,286.00
2007	1	1488	5103839	AAUD MURPHY BLDG STABILIZATION	03E	LMA	\$10,000.00
	7	1494	5012046	BEAVER FALLS 5TH ST RESURFACING	03K	LMA	\$1,110.61
	7	1494	5019957	BEAVER FALLS 5TH ST RESURFACING	03K	LMA	\$14,110.63
	7	1494	5035823	BEAVER FALLS 5TH ST RESURFACING	03K	LMA	\$741.96
	8	1495	5019957	BEAVER FALLS 22ND ST RESURFACING	03K	LMA	\$25,000.00
	9	1496	5019957	BEAVER FALLS PINE ST RESURFACING	03K	LMA	\$28,000.00
	10	1497	5012046	BEAVER FALLS LIBRARY REHABILITATION	03E	LMA	\$10,048.30
	15	1502	5115961	CED MONACA RIVERFRONT PARK	03F	LMA	\$4,200.00
	15	1502	5119265	CED MONACA RIVERFRONT PARK	03F	LMA	\$282.35
	15	1502	5141082	CED MONACA RIVERFRONT PARK	03F	LMA	\$4,920.00
	17	1504	5045150	DASBV HANDICAPPED ACCESSIBILITY	03	LMC	\$14,748.59
	17	1504	5067996	DASBV HANDICAPPED ACCESSIBILITY	03	LMC	\$14,373.12
	17	1504	5095872	DASBV HANDICAPPED ACCESSIBILITY	03	LMC	\$8,599.74
	17	1504	5099057	DASBV HANDICAPPED ACCESSIBILITY	03	LMC	\$794.00
	18	1505	5034309	FREEDOM 7TH ST EMBANKMENT	03	LMA	\$3,559.27
	18	1505	5047715	FREEDOM 7TH ST EMBANKMENT	03	LMA	\$1,245.75
	18	1505	5092822	FREEDOM 7TH ST EMBANKMENT	03	LMA	\$521.82
	18	1505	5122092	FREEDOM 7TH ST EMBANKMENT	03	LMA	\$909.20
	18	1505	5153513	FREEDOM 7TH ST EMBANKMENT	03	LMA	\$18,135.68
	22	1509	5042126	HOPEWELL MILLER LANE CONSTRUCTION	03K	LMA	\$34,376.69
	22	1509	5045150	HOPEWELL MILLER LANE CONSTRUCTION	03K	LMA	\$11,118.26
	25	1512	5008557	HACB ENERGY CONSERVATION PROGRAM	14A	LMH	\$6,387.18
	25	1512	5017600	HACB ENERGY CONSERVATION PROGRAM	14A	LMH	\$1,987.24
	26	1513	5035823	KOPPEL GREEN STREET STORM SEWER	03K	LMA	\$18,262.57
	26	1513	5055475	KOPPEL GREEN STREET STORM SEWER	03K	LMA	\$13,415.41
	26	1513	5079251	KOPPEL GREEN STREET STORM SEWER	03K	LMA	\$3,519.77
	27	1514	5012055	MIDLAND PAVING PHASE 2	03K	LMA	\$1,010.74
	27	1514	5025042	MIDLAND PAVING PHASE 2	03K	LMA	\$12,774.97
	27	1514	5047715	MIDLAND PAVING PHASE 2	03K	LMA	\$673.82
	31	1527	5038688	NEW BRIGHTON 5TH AVE SIDEWALKS PH 2	03L	LMA	\$553.51
	31	1527	5052666	NEW BRIGHTON 5TH AVE SIDEWALKS PH 2	03L	LMA	\$1,549.83

	31	1527	5061371	NEW BRIGHTON 5TH AVE SIDEWALKS PH 2	03L	LMA	\$2,629.11
	31	1527	5069877	NEW BRIGHTON 5TH AVE SIDEWALKS PH 2	03L	LMA	\$802.66
	31	1527	5095872	NEW BRIGHTON 5TH AVE SIDEWALKS PH 2	03L	LMA	\$521.82
	31	1527	5106322	NEW BRIGHTON 5TH AVE SIDEWALKS PH 2	03L	LMA	\$664.21
	31	1527	5119265	NEW BRIGHTON 5TH AVE SIDEWALKS PH 2	03L	LMA	\$693.90
	31	1527	5134539	NEW BRIGHTON 5TH AVE SIDEWALKS PH 2	03L	LMA	\$947.65
	32	1528	5045150	NEW BRIGHTON LIBRARY RENOVATION	03E	LMA	\$18,773.85
	32	1528	5124703	NEW BRIGHTON LIBRARY RENOVATION	03E	LMA	\$15,412.15
	36	1532	5095872	W MAYFIELD PATTERSON STORM SEWERS 1	03J	LMA	\$515.60
	36	1532	5103839	W MAYFIELD PATTERSON STORM SEWERS 1	03J	LMA	\$5,200.00
	40	1485	5069877	EMERGENCY HOME IMPROVEMENT PROGRAM	14A	LMH	\$715.00
	42	1546	1710324	FACADE IMPROVEMENT PROGRAM LMA	14E	LMA	\$19,985.00
	42	1546	5030656	FACADE IMPROVEMENT PROGRAM LMA	14E	LMA	\$4,921.50
	43	1538	5153513	COUNTYWIDE STREETScape	03L	LMA	\$14,450.40
	54	1552	5092822	ROOTS RENOVATION PROJECT	03E	LMA	\$3,500.00
	54	1552	5095872	ROOTS RENOVATION PROJECT	03E	LMA	\$19,743.30
	54	1552	5113049	ROOTS RENOVATION PROJECT	03E	LMA	\$2,193.70
2008	3	1573	5012046	Ambridge Water Authority 6th St Waterlin	03J	LMA	\$458.48
	3	1573	5052666	Ambridge Water Authority 6th St Waterlin	03J	LMA	\$49,541.52
	5	1572	5012046	Aliquippa Elm Alley Drainage	03J	LMA	\$340.80
	5	1572	5047715	Aliquippa Elm Alley Drainage	03J	LMA	\$32,720.00
	5	1572	5106322	Aliquippa Elm Alley Drainage	03J	LMA	\$12,835.00
	5	1572	5109651	Aliquippa Elm Alley Drainage	03J	LMA	\$3,067.20
	6	1602	5012046	Beaver Falls Road Paving	03K	LMA	\$2,999.58
	6	1602	5025042	Beaver Falls Road Paving	03K	LMA	\$749.98
	6	1602	5061371	Beaver Falls Road Paving	03K	LMA	\$2,249.68
	6	1602	5095872	Beaver Falls Road Paving	03K	LMA	\$509.38
	6	1602	5119265	Beaver Falls Road Paving	03K	LMA	\$424.64
	7	1575	5038688	BEAVER FALLS EYE OF THE TIGER	05D	LMC	\$34.00
	8	1594	5061391	Minority Coalition Org Cap Building	19C	LMA	\$3,215.25
	8	1594	5115961	Minority Coalition Org Cap Building	19C	LMA	\$250.58
	9	1604	5079251	Minority Coalition Set Aside	03E	LMA	\$5,265.00
	9	1604	5095872	Minority Coalition Set Aside	03E	LMA	\$521.82
	9	1604	5122092	Minority Coalition Set Aside	03E	LMA	\$528.04
	9	1604	5156820	Minority Coalition Set Aside	03E	LMA	\$55.00
	10	1559	5012046	EMERGENCY HOME IMPROVEMENT PROGRAM	14A	LMH	\$3,470.00
	10	1559	5017600	EMERGENCY HOME IMPROVEMENT PROGRAM	14A	LMH	\$2,440.00
	13	1571	5012046	COUNTYWIDE STREETScape	03L	LMA	\$3,459.00
	13	1571	5014790	COUNTYWIDE STREETScape	03L	LMA	\$91,799.37

1	1571	5042126	COUNTYWIDE STREETScape	03L	LMA	85.80
13	1571	5061371	COUNTYWIDE STREETScape	03L	LMA	571.58
13	1571	5092822	COUNTYWIDE STREETScape	03L	LMA	\$6,028.30
14	1592	5030656	FACADE IMPROVEMENT PROGRAM LMA	14E	LMA	\$10,062.50
14	1592	5038688	FACADE IMPROVEMENT PROGRAM LMA	14E	LMA	\$59,984.00
14	1592	5055475	FACADE IMPROVEMENT PROGRAM LMA	14E	LMA	\$39,984.00
14	1592	5092822	FACADE IMPROVEMENT PROGRAM LMA	14E	LMA	\$20,000.00
14	1592	5115961	FACADE IMPROVEMENT PROGRAM LMA	14E	LMA	\$38,773.47
14	1592	5122092	FACADE IMPROVEMENT PROGRAM LMA	14E	LMA	\$1,480.29
15	1562	5012046	Beaver County Main Street Network	19C	LMA	\$12,760.00
18	1577	5067996	Conway Roosevelt Waterline Ph 1	03J	LMA	\$49,530.20
20	1597	5012046	CO-OP LOW INCOME TECHNICAL ASSISTANCE	18C	LMC	\$6,532.49
22	1578	5113049	Darlington Boro Street Paving	03K	LMA	\$528.04
23	1579	5076170	E Rochester Fire Dept Bathrooms	03E	LMC	\$4,470.00
23	1579	5091939	E Rochester Fire Dept Bathrooms	03E	LMC	\$1,550.00
23	1579	5106322	E Rochester Fire Dept Bathrooms	03E	LMC	\$621.34
23	1579	5122092	E Rochester Fire Dept Bathrooms	03E	LMC	\$528.04
23	1579	5144573	E Rochester Fire Dept Bathrooms	03E	LMC	\$1,000.00
24	1580	5012046	Eastvale Street Paving Ph 1	03K	LMA	\$1,769.07
24	1580	5052666	Eastvale Street Paving Ph 1	03K	LMA	\$2,052.11
24	1580	5061371	Eastvale Street Paving Ph 1	03K	LMA	\$1,328.69
24	1580	5095872	Eastvale Street Paving Ph 1	03K	LMA	\$509.38
24	1580	5119265	Eastvale Street Paving Ph 1	03K	LMA	\$183.76
25	1581	5017600	Freedom Street Repavement	03K	LMA	\$3,761.75
25	1581	5025042	Freedom Street Repavement	03K	LMA	\$2,624.50
25	1581	5124703	Freedom Street Repavement	03K	LMA	\$54,598.29
25	1581	5134539	Freedom Street Repavement	03K	LMA	\$656.12
27	1591	5017600	HACB Energy Conservation Program	14A	LMH	\$48,548.24
28	1563	1710278	HACB HOME IMPROVEMENT PROGRAM	14A	LMH	\$27,348.00
28	1563	5008550	HACB HOME IMPROVEMENT PROGRAM	14A	LMH	\$69,731.84
28	1563	5012046	HACB HOME IMPROVEMENT PROGRAM	14A	LMH	\$36,164.51
28	1563	5014790	HACB HOME IMPROVEMENT PROGRAM	14A	LMH	\$29,855.60
28	1563	5017600	HACB HOME IMPROVEMENT PROGRAM	14A	LMH	\$13,455.20
28	1563	5019957	HACB HOME IMPROVEMENT PROGRAM	14A	LMH	\$21,751.40
28	1563	5022677	HACB HOME IMPROVEMENT PROGRAM	14A	LMH	\$17,814.60
28	1563	5025042	HACB HOME IMPROVEMENT PROGRAM	14A	LMH	\$5,117.50
28	1563	5027719	HACB HOME IMPROVEMENT PROGRAM	14A	LMH	\$7,103.20
28	1563	5030656	HACB HOME IMPROVEMENT PROGRAM	14A	LMH	\$31,102.20
28	1563	5034309	HACB HOME IMPROVEMENT PROGRAM	14A	LMH	\$4,248.40

28	1563	5035823	HACB HOME IMPROVEMENT PROGRAM	14A	LMH	\$16,896.80
28	1563	5038688	HACB HOME IMPROVEMENT PROGRAM	14A	LMH	\$3,484.00
28	1563	5052666	HACB HOME IMPROVEMENT PROGRAM	14A	LMH	\$16,924.00
28	1563	5052700	HACB HOME IMPROVEMENT PROGRAM	14A	LMH	\$10,000.00
28	1563	5058183	HACB HOME IMPROVEMENT PROGRAM	14A	LMH	\$3,025.60
28	1563	5061371	HACB HOME IMPROVEMENT PROGRAM	14A	LMH	\$4,516.00
28	1563	5067996	HACB HOME IMPROVEMENT PROGRAM	14A	LMH	\$5,588.00
28	1563	5079251	HACB HOME IMPROVEMENT PROGRAM	14A	LMH	\$5,995.37
29	1570	5012046	HACB HOMELESS MANAGEMENT INFO SYSTEM	05	LMC	\$2,249.72
29	1570	5019957	HACB HOMELESS MANAGEMENT INFO SYSTEM	05	LMC	\$1,227.34
29	1570	5027719	HACB HOMELESS MANAGEMENT INFO SYSTEM	05	LMC	\$1,987.72
29	1570	5038688	HACB HOMELESS MANAGEMENT INFO SYSTEM	05	LMC	\$2,814.28
29	1570	5055568	HACB HOMELESS MANAGEMENT INFO SYSTEM	05	LMC	\$2,949.11
29	1570	5067996	HACB HOMELESS MANAGEMENT INFO SYSTEM	05	LMC	\$1,888.04
29	1570	5079251	HACB HOMELESS MANAGEMENT INFO SYSTEM	05	LMC	\$1,883.79
30	1567	5038688	JTBC ENTRPRENEUR EDUCATION	18C	LMC	\$22,677.06
30	1567	5064382	JTBC ENTRPRENEUR EDUCATION	18C	LMC	\$22,585.45
31	1582	5113049	Koppel 6th Ave Road Improvements	03K	LMA	\$3,536.00
31	1582	5128522	Koppel 6th Ave Road Improvements	03K	LMA	\$515.60
32	1583	5025042	Midland Road Program	03K	LMA	\$28,309.30
32	1583	5106322	Midland Road Program	03K	LMA	\$9,849.26
33	1584	5034309	Monaca Curb Ramp Installation	03L	LMC	\$478.53
33	1584	5058167	Monaca Curb Ramp Installation	03L	LMC	\$30,262.50
33	1584	5061371	Monaca Curb Ramp Installation	03L	LMC	\$717.81
33	1584	5106322	Monaca Curb Ramp Installation	03L	LMC	\$8,137.50
34	1585	5106322	NB Memorial Park Infiled Reconstruction	03F	LMA	\$534.26
36	1587	5095872	Pulaski 30th St Drainage & Paving	03J	LMA	\$515.60
37	1588	5025042	Rochester Boro Road Improvements	03K	LMA	\$4,997.93
37	1588	5073163	Rochester Boro Road Improvements	03K	LMA	\$2,383.95
37	1588	5106322	Rochester Boro Road Improvements	03K	LMA	\$521.82
38	1589	5150606	ROCH TWP 52ND SEWER LATERALS	14A	LMH	\$2,920.00
39	1596	5019957	Rodent Control Abatement	05	LMC	\$1,919.79
39	1596	5061371	Rodent Control Abatement	05	LMC	\$3,248.19
39	1596	5092822	Rodent Control Abatement	05	LMC	\$1,412.50
39	1596	5103839	Rodent Control Abatement	05	LMC	\$1,778.70
39	1596	5137981	Rodent Control Abatement	05	LMC	\$1,709.26
40	1590	5012046	W Mayfield Patterson Ave Storm Swrs Ph 2	03J	LMA	\$1,195.71
40	1590	5025042	W Mayfield Patterson Ave Storm Swrs Ph 2	03J	LMA	\$1,195.71
40	1590	5035823	W Mayfield Patterson Ave Storm Swrs Ph 2	03J	LMA	\$1,793.56

	4	1590	5134539	W Mayfield Patterson Ave S Swrs Ph 2	03J	LMA	\$97.85
	50	1679	5134539	HACB Warehouse	03	LMC	\$590.24
2009	2	1626	5113049	Ambridge 6th Street Improvements	03K	LMA	\$515.60
	4	1628	5128522	Baden Holmes (Bryan) Ave Paving*	03K	LMA	\$521.82
	4	1628	5144573	Baden Holmes (Bryan) Ave Paving*	03K	LMA	\$538.04
	7	1631	5019957	Emergency Home Improvement Program	14A	LMH	\$375.00
	7	1631	5022677	Emergency Home Improvement Program	14A	LMH	\$4,440.00
	7	1631	5025042	Emergency Home Improvement Program	14A	LMH	\$2,053.00
	7	1631	5027719	Emergency Home Improvement Program	14A	LMH	\$7,095.00
	7	1631	5030656	Emergency Home Improvement Program	14A	LMH	\$4,545.06
	7	1631	5034309	Emergency Home Improvement Program	14A	LMH	\$3,229.00
	7	1631	5035823	Emergency Home Improvement Program	14A	LMH	\$2,561.00
	7	1631	5038688	Emergency Home Improvement Program	14A	LMH	\$9,464.00
	7	1631	5042126	Emergency Home Improvement Program	14A	LMH	\$1,886.00
	7	1631	5052700	Emergency Home Improvement Program	14A	LMH	\$425.00
	7	1631	5058183	Emergency Home Improvement Program	14A	LMH	\$195.00
	7	1631	5061371	Emergency Home Improvement Program	14A	LMH	\$1,095.00
	7	1631	5064455	Emergency Home Improvement Program	14A	LMH	\$6,427.00
	7	1631	5067996	Emergency Home Improvement Program	14A	LMH	\$2,128.00
	7	1631	5069877	Emergency Home Improvement Program	14A	LMH	\$500.00
	7	1631	5076170	Emergency Home Improvement Program	14A	LMH	\$2,047.00
	7	1631	5079251	Emergency Home Improvement Program	14A	LMH	\$1,896.00
	7	1631	5086341	Emergency Home Improvement Program	14A	LMH	\$1,962.00
	7	1631	5091939	Emergency Home Improvement Program	14A	LMH	\$1,720.00
	7	1631	5092822	Emergency Home Improvement Program	14A	LMH	\$1,585.00
	7	1631	5099057	Emergency Home Improvement Program	14A	LMH	\$2,810.00
	7	1631	5103839	Emergency Home Improvement Program	14A	LMH	\$2,610.00
	7	1631	5106322	Emergency Home Improvement Program	14A	LMH	\$2,400.00
	7	1631	5109651	Emergency Home Improvement Program	14A	LMH	\$400.00
	7	1631	5144573	Emergency Home Improvement Program	14A	LMH	\$2,040.00
	7	1631	5147594	Emergency Home Improvement Program	14A	LMH	\$550.00
	7	1631	5150606	Emergency Home Improvement Program	14A	LMH	\$950.00
	10	1635	5038688	Beaver County Main Street Network	19C	LMA	\$21,583.00
	10	1635	5052666	Beaver County Main Street Network	19C	LMA	\$12,592.00
	10	1635	5055475	Beaver County Main Street Network	19C	LMA	\$10,342.00
	10	1635	5069877	Beaver County Main Street Network	19C	LMA	\$10,342.00
	10	1635	5082623	Beaver County Main Street Network	19C	LMA	\$13,092.00
	10	1635	5095872	Beaver County Main Street Network	19C	LMA	\$10,342.00
	10	1635	5113049	Beaver County Main Street Network	19C	LMA	\$10,342.00

10	1635	5134539	Beaver County Main Street Network	19C	LMA	\$12,592.00
10	1635	5153513	Beaver County Main Street Network	19C	LMA	\$10,342.00
12	1637	5137981	Rodent Control Services	05	LMC	\$668.52
12	1637	5144573	Rodent Control Services	05	LMC	\$857.06
12	1637	5147594	Rodent Control Services	05	LMC	\$6,638.42
16	1640	5119265	Minority Coalition Set Aside	03E	LMA	\$6,750.00
16	1640	5134539	Minority Coalition Set Aside	03E	LMA	\$8,250.00
18	1643	5156820	Beaver Falls 21 & 22 St Paving	03K	LMA	\$3,391.50
25	1650	5052666	Geneva After School/Parent Enrich	05D	LMC	\$34,282.00
25	1650	5119265	Geneva After School/Parent Enrich	05D	LMC	\$31,718.00
26	1651	5025042	HACB Home Improvement Program	14A	LMH	\$18,187.59
26	1651	5042126	HACB Home Improvement Program	14A	LMH	\$16,285.16
26	1651	5055568	HACB Home Improvement Program	14A	LMH	\$16,308.45
26	1651	5064455	HACB Home Improvement Program	14A	LMH	\$18,230.17
26	1651	5079251	HACB Home Improvement Program	14A	LMH	\$17,276.80
26	1651	5092822	HACB Home Improvement Program	14A	LMH	\$17,852.70
26	1651	5103839	HACB Home Improvement Program	14A	LMH	\$2,200.00
26	1651	5106322	HACB Home Improvement Program	14A	LMH	\$16,923.79
26	1651	5115961	HACB Home Improvement Program	14A	LMH	\$16,098.50
26	1651	5124703	HACB Home Improvement Program	14A	LMH	\$15,369.56
26	1651	5137981	HACB Home Improvement Program	14A	LMH	\$100.00
26	1651	5144573	HACB Home Improvement Program	14A	LMH	\$38,224.83
26	1651	5150606	HACB Home Improvement Program	14A	LMH	\$2,737.60
26	1651	5153513	HACB Home Improvement Program	14A	LMH	\$11,937.60
26	1651	5156820	HACB Home Improvement Program	14A	LMH	\$4,856.40
28	1653	5103839	JTBC Entrepreneurship Education	18C	LMC	\$10,738.93
29	1654	5103839	Midland Road Program	03K	LMA	\$3,977.77
29	1654	5119265	Midland Road Program	03K	LMA	\$528.04
29	1654	5128522	Midland Road Program	03K	LMA	\$353.58
30	1655	5115961	Midland Mun Auth Emergency Generator	03J	LMA	\$521.82
31	1656	5122092	NB Streetscape	03L	LMA	\$5,357.90
31	1656	5134539	NB Streetscape	03L	LMA	\$1,616.54
32	1657	5109651	North Sewickley Sewer Laterals	14A	LMH	\$1,700.00
32	1657	5115961	North Sewickley Sewer Laterals	14A	LMH	\$2,640.00
32	1657	5124703	North Sewickley Sewer Laterals	14A	LMH	\$3,290.00
32	1657	5128522	North Sewickley Sewer Laterals	14A	LMH	\$3,210.00
32	1657	5132283	North Sewickley Sewer Laterals	14A	LMH	\$3,880.00
32	1657	5137981	North Sewickley Sewer Laterals	14A	LMH	\$1,380.00
32	1657	5153513	North Sewickley Sewer Laterals	14A	LMH	\$5,595.00

3	1659	5086341	Starting Gate OVR New Hire Admin	05H	LMC	\$2,000.00
34	1659	5150606	Starting Gate OVR New Hire Admin	05H	LMC	\$2,000.00
35	1660	5099057	Starting Gate Low Income Tech Assist	18C	LMC	\$20,365.36
35	1660	5132283	Starting Gate Low Income Tech Assist	18C	LMC	\$12,087.80
36	1661	5156820	W Mayfield Patterson Ave Storm Swrs 3	03J	LMA	\$751.50
44	1662	5128522	Midland Storm Sewers	03J	LMA	\$2,100.75
44	1662	5144573	Midland Storm Sewers	03J	LMA	\$1,050.38
TOTAL						\$2,306,498.23



U. S. Department of Housing and Urban Development
Pittsburgh Field Office
William S. Moorhead Federal Building
1000 Liberty Avenue, Suite 1000
Pittsburgh, PA 15222-4004

JAN 18 2011

RECEIVED

JAN 19 2011

Ms. Lisa E. Signore
Director, Community Development
Program of Beaver County
1013 Eighth Avenue
Beaver Falls, PA 15010

Dear Ms. Signore:

SUBJECT: Matters of Requirement
FY 2010 CDBG (Community Development Block Grant)

Our approval letter dated September 13, 2010, for the subject funding included a Matters of Requirement related to comments raised by our FHEO (Fair Housing and Equal Opportunity) Division. We received your letter dated October 12, 2010, submitted in response to the comments and provided it to FHEO for review. FHEO accepted your response.

If you have any questions, please call Pamela Coll. She can be reached at (412) 644-5459.

Sincerely,

A handwritten signature in cursive script that reads "John E. Tolbert, III".

John E. Tolbert, III
Director, Community Planning and
Development Division

COMMUNITY DEVELOPMENT PROGRAM OF BEAVER COUNTY



February 8, 2011

John E. Tolbert, III, Director
Community, Planning and Development
U.S. Department of H.U.D.
Pittsburgh Area Office, Mid-Atlantic Region
1000 Liberty Avenue
Suite 1000
Pittsburgh, PA 15222-4004

RE: Beaver County, PA - B-09-UC-42-0102
2009 CAPER Completeness Review

Dear Mr. Tolbert:

This office is in receipt of your letter dated January 10, 2011 regarding your program review of Beaver County's 2009 CAPER. Following is the additional information requested.

PROGRESS IN NON-HOUSING COMMUNITY DEVELOPMENT

Our review of the decrease in expenditures for public facilities and improvements projects found that although the CDBG expenditures have decreased, Beaver County's commitment to addressing the public facilities and improvement needs has remained strong. In addition to the factors discussed on page 30 of the narrative, the County has been planning and utilizing other non regular CDBG funds for a number of larger public facilities projects. During FY 2009, \$605,483 in Section 108 Loan funds was spent on streetscape activities in Midland and New Brighton which more than accounts for the FY 2009 decrease in regular CDBG expenditures for public facilities and improvement activities. In FY2008, \$1,456,453 in Section 108 Loan funds was expended on streetscape activities. This is significantly more than the decrease in public facilities and improvements expenditures from FY 2007.

In addition, CDBG-R funds which were initially planned for special economic development activities are being redirected to public facilities and improvements activities. In Ambridge, \$250,000 in CDBG-R funds are being spent in FY 2010 for road improvements in Ambridge and another \$250,000 is being committed in Midland for a streetscape activity. In addition, a road construction project in Ambridge is being funded with \$576,603 from Section 108 Loan interest.

Board of Commissioners
Tony Amadio, Chairman
Joe Spanik
Charles A. Camp

COMMUNITY DEVELOPMENT
PROGRAM OF
BEAVER COUNTY

1013 Eighth Avenue
Beaver Falls, PA 15010

724-847-3889
800-339-0984
724-847-3861 FAX
www.cdbg.info

Regarding the review of the Housing and Community Development Table goal for senior services, 2 of 3 funded projects were completed during the 5-year Consolidated Plan period. The third project continues to be underway. It is anticipated that this project will be completed in FY 2010.

Regarding handicapped services projects, the "1" included in the plan was a typographical error. A review of the third year's (FY2007) annual action plan and amendments concluded that no handicapped services projects were specifically included in the plan or amendments. All handicap services projects funded through the Community Development Program of Beaver County use non-HUD monies.

PROGRESS IN ECONOMIC DEVELOPMENT

The PR23 includes information on the number of IDIS activities that are underway and completed while page 6 of the CAPER narrative includes the total number of facades that were rehabilitated in FY 2009 with funds from those IDIS activities through the Façade Improvement Program. The 13 facades were rehabilitated in FY 2009 through the 4 underway IDIS activities (IDIS activity numbers 1592, 1593, 1632, and 1633) and the 2 completed IDIS activities (IDIS activity numbers 1546 and 1537). The third IDIS activity (1468) reported as completed on the PR23, the Prevention Network Sign project, was cancelled in FY 2009. The ten organizations were assisted under one completed IDIS activity (1569) and one ongoing IDIS activity (1634) with a Matrix Code of 19C. The Narrative has been revised to reflect these clarifications.

PROGRESS IN DEVELOPMENT OF AFFORDABLE HOUSING

The number of affordable housing units created was rechecked and some figures were incorrectly reported. A total of 113 affordable housing units were rehabilitated or created through the County's CDBG, HOME and ACT 137 programs during the reporting period. 23 homes of low mod income people were rehabilitated through the Home Improvement program, 35 homes or apartments of extremely low mod income people were weatherized through the Energy Conservation program, and 32 homes of low income people were rehabilitated through the Emergency Home Improvement program. Seventeen low-income households received homebuyer assistance to purchase their own homes. Six affordable rental housing units for households from 0%-60% MFI were constructed through HOME projects. A revised page 16 of the narrative is enclosed. The reference to Act 137 funds was deleted from page 19 in the narrative. The revised page 19 is enclosed.


OTHER HUD PROGRAM OFFICE CONCLUSIONS

Lorraine Miller, our Fiscal Manager, continues to perform a review of the amounts budgeted for all

activities in IDIS since 1997. As per her conversation with Pam Coll today, we are requesting an additional two weeks to complete the review and to provide the revised reconciliation.

Should you require additional information or have questions, please do not hesitate to contact me.

Sincerely,



Lisa E. Signore
Director

LES/lt
Enclosures

inspections and clearance testing on applicable properties. During the reporting period, 138 units were tested for lead-based paint before work began, with 50 of those units testing positive for lead-based paint. A certified contractor removed the lead-based paint before rehabilitation work began in the affected units.

HOUSING

Housing Needs

*Please also refer to the Housing Needs Table in the Needs.xls workbook.

1. Describe Actions taken during the last year to foster and maintain affordable housing.

Program Year 4 CAPER Housing Needs response:

1. Beaver County continued its successful housing rehabilitation initiatives. By offering opportunities for rehabilitation of older housing units owned or rented by low income households, the County was able to assist in the maintenance of affordable housing units and the preservation of neighborhoods. It is an important effort given the limited development of affordable housing units. Rehabilitation also assisted the elderly and disabled in making their homes adaptable to their special needs.

A total of 113 affordable housing units were rehabilitated or created through the County's CDBG, HOME and ACT 137 programs during the reporting period. 23 homes of low mod income people were rehabilitated through the Home Improvement program, 35 homes or apartments of extremely low mod income people were weatherized through the Energy Conservation program, and 32 homes of low income people were rehabilitated through the Emergency Home Improvement program. Seventeen low-income households received homebuyer assistance to purchase their own homes. Six affordable rental housing units for households from 0%-60% MFI were constructed through HOME projects.

Beaver County continued to solicit proposals from qualified Community Housing Development Organizations (CHDO) and from private developers to develop new rental housing opportunities for low income households. During the reporting period one CHDO Beaver Falls Youth Network, Inc. was certified.

Specific Housing Objectives

1. Evaluate progress in meeting specific objective of providing affordable housing, including the number of extremely low-income, low-income, and moderate-income renter and owner households comparing actual accomplishments with proposed goals during the reporting period.

Barriers to Affordable Housing

1. Describe actions taken during the last year to eliminate barriers to affordable housing.

Program Year 4 CAPER Barriers to Affordable Housing response:

- 1. Please refer to the Barriers to Affordable Housing Tab of this document for this information.**

HOME/ American Dream Down Payment Initiative (ADDI)

1. Assessment of Relationship of HOME Funds to Goals and Objectives
 - a. Evaluate progress made toward meeting goals for providing affordable housing using HOME funds, including the number and types of households served.
2. HOME Match Report
 - a. Use HOME Match Report HUD-40107-A to report on match contributions for the period covered by the Consolidated Plan program year.
3. HOME MBE and WBE Report
 - a. Use Part III of HUD Form 40107 to report contracts and subcontracts with Minority Business Enterprises (MBEs) and Women's Business Enterprises (WBEs).
4. Assessments
 - a. Detail results of on-site inspections of rental housing.
 - b. Describe the HOME jurisdiction's affirmative marketing actions.
 - c. Describe outreach to minority and women owned businesses.

Program Year 4 CAPER HOME/ADDI response:

1.a. \$37,026 in HOME 2008 funds and \$200,314 in HOME 2007 funds were used for Grant House and Friendship Commons, two rehabilitation activities that, when completed, will result in a total of 31 affordable housing units. \$695,393 in HOME 2008 funds and \$644,484 in HOME 2009 funds were used to complete Stone Edge Phase 3 and Marratta Apartments, two new construction activities that resulted in 4 housing units being rented to households with 60% or less MFI and one unit rented to a household between 60% and 80% MFI. In FY 2009, \$92,395 was utilized to assist 29 households with tenant-based rental assistance all of which were very low income households (< 30% MFI). \$8,518 in ADDI funds and was spent in FY 2009 to assist 3 low-moderate income first time homebuyer households (50% to 80% MFI).

2.a. Refer to the HOME Match Report tab for this document.

3.a. The HOME MBE and WBE Report is attached under the MBE WBE Reports for CDBG and HOME tab of this document.



JAN 10 2011

U. S. Department of Housing and Urban Development
Pittsburgh Field Office
William S. Moorhead Federal Building
1000 Liberty Avenue, Suite 1000
Pittsburgh, PA 15222-4004

Ms. Lisa E. Signore
Director, Community Development
Program of Beaver County
1013 Eighth Avenue
Beaver Falls, PA 15010

RECEIVED

JAN 11 2011

Dear Ms. Signore:

SUBJECT: Beaver County, Pennsylvania
CAPER (Consolidated Annual Performance and Evaluation Report)
Program Year Review Letter – September 1, 2009 through August 31, 2010

We have completed an evaluation of the County's overall performance during its 2009 program year, including both the planning and implementation of its CDBG (Community Development Block Grant), HOME, and ESGP (Emergency Shelter Grant Program) assisted activities. The evaluation resulted in a determination that the County is utilizing available resources to achieve its identified long and short term goals for significant change that integrates economic, physical, environmental, community and human development to create a suitable living environment.

This year's Annual Performance Review was based on information generated from HUD's Integrated Disbursement and Information (IDIS) system. The areas covered in our review are presented for your consideration in the enclosed Annual Performance Review. The report includes requests for additional action in the Progress in Non-housing Community Development, Progress in Economic Development, Progress in Development of Affordable Housing and Other HUD Program Office Conclusions sections of the report. The requested information is to be submitted to our office within thirty days of the date of this letter.

If you have any questions regarding the review, please call Pamela Coll, Public Trust Specialist. She can be reached at (412) 644-5459.

Sincerely,


John E. Tolbert, III
Director, Community Planning
and Development Division

Enclosure

Annual Performance Review - Program Year 2009
Beaver County, Pennsylvania

PROGRESS OF PROJECTS AND ACTIVITIES IN SERVING LOW- AND MODERATE-INCOME PERSONS

The CAPER shows that the cumulative net expenditures subject to the program benefit calculation total \$2,612,417.83. As of August 31, 2010, \$2,306,498.23 or 88.29 percent of the total expenditures were completed for activities benefiting low- and moderate-income persons. As a result, the County is currently in compliance with the 70 percent statutory requirement.

TIMELINESS OF EXPENDITURES

Section 570.902(a)(1) contains the standard to be used in determining whether an entitlement grantee is carrying out its CDBG activities in a timely manner. The standard is sixty days prior to the end of a grantee's program year, the amount of entitlement grant funds available but undisbursed by the U.S. Treasury can be no more than 1.5 times the entitlement grant amount for the current program year. Based on our review of the LOCCS system, on July 1, 2010, the County had a balance of \$5,518,815.72 in its line of credit. The current entitlement was \$3,891,310, which results in the balance representing 1.42 grant years. As a result, the County has met the standard established for determining timeliness of expenditures.

PROGRESS IN NON-HOUSING COMMUNITY DEVELOPMENT

During the 2009 program year, the County disbursed \$970,514.83 for 570.201(c) public facilities and improvement activities. The primary activities undertaken in this category included assistance for street and sidewalk improvements, water and sewer improvements, neighborhood facilities, and parks and recreational facilities. This represents a decrease of \$467,986.62 from that expended during the 2008 program year. During our review of the 2008 CAPER we noted that the amount expended for these activities had decreased by \$190,634.54 from that expended during the 2007 program year. Page 30 of the CAPER states that two large park and recreation expenditures were delayed due to waiting for other state and federal funding sources to be used for the projects. Based on the sizable and continued decrease in expenditures for these activities during the current program year, we are requesting that a review be conducted of the current status of public facilities and improvement activities to determine the basis for the continued decrease in expenditures. Please provide our office with the results of the review in order that we can assure that the identified public facilities and improvement needs of the County are being met through the CDBG program.

The County also expended CDBG funds totaling \$163,315.44 for public service activities during the 2009 program year. Public service activities included, but were not limited to, services for youth and seniors, and employment training. These expenditures represented 3.94 percent of the total funds available during the program year. During the 2008 program year

\$182,885.72 was expended for these activities and during 2007, \$163,144.98 was expended. Based on current expenditures, the County complied with the 15 percent public service cap required by the CDBG regulations. The 2009 program year represented the final year of the 5 year Consolidated Plan period. A review was conducted on the Housing and Community Development Table included in the CAPER. The table reports that only 67% of the five year goal established for senior services was met during the 5 year period, and 0% of the identified handicapped services goal was met. Please provide our office with the circumstances surrounding lack of achievement of 5 year goals established for these activities.

PROGRESS IN ECONOMIC DEVELOPMENT

In order to complete our review of the County's performance in this area, we downloaded the PR23 Summary of Accomplishments Report from IDIS for both the 2009 and 2008 program years. The 2009 report states that the County disbursed CDBG funds totaling \$394,800.19 for economic development activities. Based on matrix codes entered by the County to IDIS, of the amount expended for economic development during 2009, \$299,813.10 was expended for rehabilitation and \$94,987.09 was expended for micro-enterprise assistance. The 2009 economic development expenditures compare favorably with the \$314,267.54 expended during 2008.

Page 31 reports that no low/mod jobs were created during the reporting period. It is stated that the design continued for the Midland KOZ business park and its environmental was completed during the year. It is stated that you anticipate resulting job creation in 2013 when the business park is completed. Page 6 of the CAPER reports that economic development funds were used to rehabilitate 13 buildings and technical assistance and staff support was provided to ten local revitalization organizations. Please confirm the numbers reported since the PR23 includes an underway count of 4 and 3 completions for a total of 7 rehabilitations during the reporting period and an underway count of 1 and 3 completions for a total of 4 provisions of technical assistance.

PROGRESS IN DEVELOPMENT OF AFFORDABLE HOUSING

Page 16 of the CAPER states that during the reporting period, a total of 105 affordable housing units were rehabilitated or created through the County's CDBG, HOME, and Act 137 programs. We are unable to reconcile the various numbers provided by type of assistance to the total reported. It is stated that this includes rehabilitation of 26 low mod income homes under the County's Home Improvement Program, weatherization of 31 homes or apartments of extremely low mod income and emergency repair of 32 low income homes. A total of 6 affordable housing units are reported as being constructed. This totals 95 homes. It is also reported that homebuyer assistance was provided to 13 low-income and 2 non-low income households. The previous year's CAPER reported 161 units as being assisted through the County's housing programs. Please provide a reconciliation of the information reported for the current program year.

We completed a comparison of CDBG disbursements reported on the IDIS generated Summary of Accomplishments for the 2009 program year and accomplishments reported for the 2008 program year. During the 2009 program year, CDBG housing expenditures totaled

\$758,475.28 which represents an increase of \$35,006.05 or 5 percent from the \$723,469.23 expended during the 2008 program year.

Page 18 states that during the reporting period HOME funds were used for two rehabilitation activities which, when completed, will result in 31 affordable housing units. Two new construction activities resulting in 5 housing units for low and moderate income households were completed, TBRA assistance was provided to 29 low income households, and ADDI assistance was provided to 3 low-mod income first time homebuyer households. The narrative also states that \$91,573 in Act 137 funds was spent. Please do not include accomplishments with Act 137 funds since the information to be provided in this narrative is to be limited to progress with HOME funds.

Although additional information is requested in this area, we have determined that the County continues to address the affordable housing needs of its residents.

ESGP EXPENDITURES

The County received \$171,174 in 2009 ESGP funding. During the program year, the County budgeted ESGP funds for homeless facility operating costs and administration.

Section 576.35(b) of the Federal regulations requires that ESGP funds be disbursed within 24 months of the date of grant award. The County signed the contract for its 2009 ESGP grant on September 15, 2009. As a result, all 2009 ESGP funds must be expended by September 14, 2011. As of December 20, 2010, the County has expended \$59,954.75 of its 2009 grant and a balance of \$111,219.25 remains unexpended. The report states that projects are monitored monthly by the Project Manager and agencies are required to submit monthly invoices in order to assure compliance with the 24 month expenditure requirement. We will continue to monitor the County's 2009 ESGP expenditure rate and advise of any slippage in this regard.

REPORTING, MONITORING, PROGRAM AUDITS AND SELF EVALUATION

The County's Single Audit for calendar year 2008 was issued during the reporting period. The audit did not contain any findings.

Section 92.502(d)(1) of the Federal regulations requires participating jurisdictions to enter project completion data to IDIS within 120 days of making a final draw for a HOME funded project. HUD has identified this as an area of concern since a number of grantees have been found in noncompliance with the requirement. The County does not have any current violations in this area and Cathy Smith, Project Manager, continues to be diligent in completion of required entries and assuring that IDIS reflects required grant information for HOME funded activities. We encourage her to continue in these efforts.

OTHER HUD PROGRAM OFFICE CONCLUSIONS

On December 6, 2010, we issued a letter to your office regarding discrepancies noted during our review of the CAPER. Included in the discrepancies was a discussion concerning the large

balance of funds held by the County as reported on the Reconciliation of Line of Credit included in the Financial Reports tab. In response, we were advised by letter dated December 22, 2010, that the reconciliation report was not completed to reflect the actual unreconciled difference. It is stated that the process had been followed for at least 13 years and not identified as improper. Lack of identification by our office of improper reporting does not in itself signal that all aspects of the CAPER are accurate. As stated in a conversation with staff of your office, the information included on the reconciliation is based on IDIS, a review of the amounts budgeted for activities needs to be completed and this could result in an adjustment to the amount reported as available on the Financial Summary which would have an affect on the reconciliation. The response states that your office will continue to research the issue in an attempt to correct the discrepancy. Provide our office with a revised reconciliation which reflects the actual funds held and the unreconciled difference based on current entries to IDIS.

The subject report was provided to other sections within our office for review. The review resulted in the following comments by individual offices:

1. Multifamily Housing Production Branch

The Branch did not provide any comments regarding the report.

2. FHEO (Fair Housing and Equal Opportunity) Division

The Division did not provide any comments regarding the report.

3. Public Housing Division

The Division advised that it had no comments regarding the report.

OVERALL EVALUATION

Overall, we have determined that the County is progressing in the implementation of its Consolidated Plan and has done a competent job of carrying out its CDBG, HOME, and ESGP activities. The various projects undertaken by the County have been carried out in compliance with applicable program regulations. The County has the continuing capacity to carry out its approved program in a timely manner.

COMMUNITY DEVELOPMENT PROGRAM OF BEAVER COUNTY



December 22, 2010

John E. Tolbert, III, Director
Community, Planning and Development
U.S. Department of H.U.D.
Pittsburgh Area Office, Mid-Atlantic Region
1000 Liberty Avenue
Suite 1000
Pittsburgh, PA 15222-4004

Board of Commissioners
Tony Amadio, Chairman
Joe Spanik
Charles A. Camp

**COMMUNITY DEVELOPMENT
PROGRAM OF
BEAVER COUNTY**

1013 Eighth Avenue
Beaver Falls, PA 15010

RE: Beaver County, PA - B-09-UC-42-0102
2009 CAPER Completeness Review

724-847-3889
800-339-0984
724-847-3861 FAX
www.cdbg.info

Dear Mr. Tolbert:

This office is in receipt of your letter dated December 6, 2010 regarding your overall review of Beaver County's 2009 CAPER.

1. On October 27, an ad containing a citizen comment period from November 4, 2010 through November 19, 2010 was emailed to Beaver County's newspaper of general circulation, The Beaver County Times, for publication on November 3, 2010. The Beaver County Times failed to publish the ad. When the County discovered this error, Lisa Troiani, our Deputy Director, spoke with you to discuss publishing a revised ad, at which time you indicated that a proper citizen comment period could still be observed. On November 10, 2010, a revised ad was sent to the Beaver County Times, to be published on November 11, 2010. This ad provided for written comments to be received until November 26, 2010. Despite emailing the newspaper with the correct dates, the newspaper published the incorrect dates. The County made an assumption that the Beaver County Times would print the correct ad and failed to read the whole ad when it appeared in the newspaper. Enclosed is documentation of the emails exchanged with the Beaver County Times regarding the matter. Also enclosed is Beaver County's Citizen Participation Plan.
2. a. On page 25, the response to item 2b. incorrectly reported the number of people served with ESG funds. In FY 2009, 319 people in extremely low income households were provided emergency shelter and 86 people in extremely low income households were provided transitional housing. A revised page 25 of the


narrative with the corrections highlighted is enclosed.

- b. On page 26, the total amount spent on shelter operations was incorrectly reported. The correct amount should be \$144,990. The total expenditure by the Salvation Army in FY 2009 was also incorrectly reported. The correct amount should be \$31,440. A revised page 26 with the corrections highlighted is enclosed.
3. Regarding the reconciliation report, the County is not holding \$4,590,839.52 in its program accounts. It only holds \$5,000 which is the minimum balance required by the bank. The number on the report is arrived at in order to balance the "Unexpended Balance Shown on CAPER" with the "Total Reconciling Balance." The reconciliation report has been done this way for at least 13 years and the discrepancy has never been brought to the County's attention during that time. In addition, the Fiscal Manager at the Community Development Program has regularly researched to find HUD instructions and guidance on completing this report and has not found adequate information. The County will continue to research this issue in an attempt to correct this discrepancy.
4. a. Activity No. 1567, JTBC Entrepreneur Education was completed on 6/1/10. The total project amount of \$49,869.51 was drawn before completion. Enclosed are the IDIS screens showing the completion date, the total funded and drawn, and the draw dates.

b. Activity No. 1432 included the engineering for a multi-year project that benefits low income people. It is anticipated that the project will be completed in FY 2010.

Should you require additional information or have additional questions, please do not hesitate to contact me.

Sincerely,


Lisa E. Signore
Director

LES/lt
Enclosures

Areti Rizos

From: Areti Rizos
t: Wednesday, October 27, 2010 10:49 AM
To: 'Galazia Cathy'
Cc: Lisa Troiani
Subject: Notice of Public Display
Attachments: Notice of Caper Display 2009.doc

October 27, 2010

Ms. Cathy Galazia
Beaver County Times
400 Fair Avenue
Beaver, PA 15009

Dear Ms. Galazia:

The Community Development Program requests the following non-legal ad to appear in the Beaver County Times on Wednesday, November 3, 2010. Please make the ad no larger than 3"X5".

Please return the invoice and proof of publication to this office.

Sincerely,

Lisa E. Signore
Director

LES/ar

Areti (Rita) Rizos

Community Development Program of Beaver County
1013 Eighth Avenue
Beaver Falls, PA 15010
724.847.3889 Ext.10
724.847.3861 Fax

Tracking:

Recipient
'Galazia Cathy'
Lisa Troiani

Delivery
Delivered: 10/27/2010 10:49 AM

Read
Read: 10/27/2010 1:12 PM

NOTICE OF PUBLIC DISPLAY AND COMMENT

Consolidated Annual Performance and Evaluation Report

FOR FY 2009

BEAVER COUNTY, PENNSYLVANIA

In accordance with Community Development Block Grant (CDBG) regulations (24 CFR 91.520), the County of Beaver, Pennsylvania has prepared its Fiscal Year 2009 Consolidated Annual Performance and Evaluation Report (CAPER) for the programs covered under its Consolidated Plan, including CDBG, HOME and ESG. The purpose of the CAPER is to describe the level of housing assistance and non-housing community development assistance provided to low-and moderate-income persons and households through the various federal and state funding programs during the County's 2009 fiscal year.

Copies of the FY 2009 CAPER for Beaver County are available for inspection from November 4, 2010 through November 19, 2010 at:

**B.F. Jones Memorial Library
663 Franklin Avenue
Aliquippa, PA 15001**

**Carnegie Library of Midland
61 Ninth Street
Midland, PA 15059**

**Carnegie Free Library of Beaver Falls
1301 Seventh Avenue
Beaver Falls, PA 15010**

**Beaver County Courthouse
810 Third Street
Beaver, PA 15009**

**Housing Authority of the County of Beaver
300 State Street
Vanport, PA 15009**

**Community Development Program of
Beaver County
1013 Eighth Avenue
Beaver Falls, PA 15010**

Beaver County intends to submit the FY 2009 CAPER to the U.S. Department of Housing and Urban Development on or before November 24, 2010.

Interested persons are encouraged to review the FY 2009 CAPER at the locations listed above. Written comments will be received until November 19, 2010. Comments should be addressed to:

**Mrs. Lisa E. Signore, Director
Community Development Program of Beaver County
1013 Eighth Avenue
Beaver Falls, PA 15010**

Areti Rizos

From: Galazia Cathy [CGalazia@timesonline.com]
To: Areti Rizos
Sent: Wednesday, October 27, 2010 1:32 PM
Subject: Read: Notice of Public Display

Your message

To: CGalazia@timesonline.com
Subject:

was read on 10/27/2010 1:32 PM.

Areti Rizos

From: Areti Rizos
Date: Wednesday, November 10, 2010 12:49 PM
To: 'Galazia Cathy'
Cc: Lisa Troiani
Subject: Notice of Display Ad II
Attachments: Notice of Caper Display 2009.doc

November 10, 2010

Ms. Cathy Galazia
Beaver County Times
400 Fair Avenue
Beaver, PA 15009

Dear Ms. Galazia:

The Community Development Program requests the following non-legal ad to appear in the Beaver County Times on Thursday, November 11, 2010. Please make the ad no larger than 3"X5".

Please return the invoice and proof of publication to this office.

Sincerely,

Lisa E. Signore
Director

LES/ar

Areti (Rita) Rizos

Community Development Program of Beaver County
1013 Eighth Avenue
Beaver Falls, PA 15010
724.847.3889 Ext.10
724.847.3861 Fax

Tracking:

NOTICE OF PUBLIC DISPLAY AND COMMENT

Consolidated Annual Performance and Evaluation Report

FOR FY 2009

BEAVER COUNTY, PENNSYLVANIA

In accordance with Community Development Block Grant (CDBG) regulations (24 CFR 91.520), the County of Beaver, Pennsylvania has prepared its Fiscal Year 2009 Consolidated Annual Performance and Evaluation Report (CAPER) for the programs covered under its Consolidated Plan, including CDBG, HOME and ESG. The purpose of the CAPER is to describe the level of housing assistance and non-housing community development assistance provided to low-and moderate-income persons and households through the various federal and state funding programs during the County's 2009 fiscal year.

Copies of the FY 2009 CAPER for Beaver County are available for inspection from November 11, 2010 through November 26, 2010 at:

B.F. Jones Memorial Library
663 Franklin Avenue
Aliquippa, PA 15001

Carnegie Library of Midland
61 Ninth Street
Midland, PA 15059

Carnegie Free Library of Beaver Falls
1301 Seventh Avenue
Beaver Falls, PA 15010

Beaver County Courthouse
810 Third Street
Beaver, PA 15009

Housing Authority of the County of Beaver
300 State Street
Vanport, PA 15009

**Community Development Program of
Beaver County**
1013 Eighth Avenue
Beaver Falls, PA 15010

Beaver County intends to submit the FY 2009 CAPER to the U.S. Department of Housing and Urban Development on or before November 29, 2010.

Interested persons are encouraged to review the FY 2009 CAPER at the locations listed above. Written comments will be received until November 26, 2010. Comments should be addressed to:

Mrs. Lisa E. Signore, Director
Community Development Program of Beaver County
1013 Eighth Avenue
Beaver Falls, PA 15010

CITIZEN PARTICIPATION PLAN

FOR THE

COUNTY OF BEAVER

**COMMUNITY DEVELOPMENT BLOCK GRANT PROGRAM,
HOME INVESTMENT PARTNERSHIPS PROGRAM, AND
EMERGENCY SHELTER GRANT PROGRAM**

**BEAVER COUNTY COMMUNITY DEVELOPMENT PROGRAM
1013 EIGHTH AVENUE
BEAVER FALLS, PENNSYLVANIA 15010
(724) 847-3889
TDD (724) 847-2946**

JUNE 2003

- I. Introduction
- II. Adequate Information
- III. Submission of Views and Proposals
- IV. Consolidated Plan and Strategy
- V. Planning Process
- VI. Notice of Hearings/Meetings
- VII. Non-English Speaking and Physically Disabled Residents
- VIII. Technical Assistance to Citizen Participants
- IX. Response to Proposals Submitted
- X. Responsibility for Conducting Hearings
- XI. Response to Complaints by Citizens
- XII. Amendments to Community Development Program
- XIII. Monitoring and Evaluation of Community Development Program
- XIV. Availability of Program and Related Information
- XV. Modification to Citizen Participation Plan

I. THE CITIZEN PARTICIPATION PLAN

What is the Citizen Participation Plan?

The County of Beaver, through the Community Development Program, utilizes the programs of various federal and state agencies including the U.S. Department of Housing and Urban Development, the Pennsylvania Department of Community and Economic Development, etc. to implement housing and community development related activities.

The Community Development (CD) Program recognizes the obligation to provide adequate information to citizens regarding those programs through which it may seek funding. Therefore, the CD Program will insure that adequate information is provided to local citizens to evaluate various proposals. The County will also provide the proper forum to obtain citizen views on housing and community development related issues.

The County receives annual grants from the U.S. Department of Housing and Urban Development resulting from its classification as an "entitlement" community. The County is also eligible to apply for supplemental funds under the Section 108 Loan Guarantee Program. The County may exercise its option to apply for Section 108 Loan Guarantee funding and in so doing will follow the procedures outlined in this Citizen Participation Plan.

The CD Program recognizes that persons affected by public action should have a voice in policy formulation. Although the various housing and community development related activities are designed to have a long term beneficial effect on the community, these activities may also have an adverse impact on some individuals. Therefore, it is important that citizens know what is being planned and be given an opportunity to present their views.

The County recognizes the need to consult and coordinate with appropriate public and private agencies, such as the state and local jurisdictions, local public housing agencies participating in an approved Comprehensive Grant Program, and among its own departments, to assure that its programs and plans are comprehensive and address any statutory requirements. It will also confer with social service agencies regarding the housing needs of children, elderly persons, persons with disabilities, homeless persons, and other categories of residents. The County will consult with state and local health and child welfare agencies, and examine existing data on hazards and poisonings, including health department data on the addresses of housing units in which children have been identified as lead poisoned.

In order to comply with the spirit of program requirements relative to citizen participation, the CD Program has developed this Citizen Participation Plan. Generally, the plan is designed to insure the involvement of affected persons and other concerned citizens, the openness and freedom of access to information, the adequate and timely presentation of pertinent data, the submission of views and proposals, and the continuity of citizen participation through each stage of resulting activities.

II. ADEQUATE INFORMATION

What kind of information does it provide?

The CD Program shall provide for full public access to citizens, public agencies, and other interested parties, including those most affected, to information pertaining to any program under which funding is sought or concerning the use of funds from any program used for housing and community development activities and administered by the CD Program. Affirmative efforts will be made to make adequate information available to citizens, especially to those of low, very low, and poverty income and to those residing in slum and blighted areas and in areas where funds from federal or state programs are proposed to be used. At the time CD Program initiates the process to seek specific funding, the following program information shall be provided:

- A. The total amount of funds expected to be available to the County for housing and community development activities under the program(s) being assessed;
- B. The range of activities that may be undertaken with these funds;
- C. The estimated amount of funds proposed to be used for activities that will benefit low, very low, and poverty income persons;
- D. The possibility of residential and/or commercial displacement resulting from program implementation and the plans for minimizing such displacement; and
- E. The types and levels of assistance to be made available to persons displaced by contemplated activities.

Upon completion of an application for funding by the CD Program and submission of the application to the appropriate agency, the County shall publish a notice in a newspaper of general circulation if program regulations so require. The notice shall appear in the Beaver County Times and indicate that necessary documentation has been submitted and is available to interested parties upon request. The CD Program shall make copies of the appropriate documentation available in the Community Development Program, 1013 Eighth Avenue, Beaver Falls, PA, 15010.

III. SUBMISSION OF VIEWS AND PROPOSALS

Who may comment on the information?

The County shall provide for and encourage the submission of citizens' views and proposals regarding the Community Development Program; particularly low and moderate income persons, residents of identified blighted areas, and residents of public housing. This includes submission of such views:

- a. Directly to the County during the planning period;
- b. At other informal meetings if scheduled by the County prior to formal public hearings;
and
- c. At formal public hearings.

The County shall provide timely responses to all written proposals stating the reasons for the actions taken by the County on the proposal.

Whenever possible, the County will respond within fifteen (15) working days and, whenever practical, responses will be made prior to the consideration and action on the Community Development Program by the Board of Commissioners.

IV. THE CONSOLIDATED PLAN AND STRATEGY

What is the Consolidated Plan?

The U.S. Department of Housing and Urban Development (HUD) has amended regulations to completely replace the current regulations for Comprehensive Housing Affordability Strategies (CHAS) with a rule that consolidates into a single consolidated submission the planning and application aspects of the Community Development Block Grant (CDBG) Program, Emergency Shelter Grants (ESG) Program, Home Investment Partnerships (HOME) Program, and the Housing Opportunities for Persons with AIDS (HOPWA) Program. The rule also consolidates the reporting requirements for these programs, replacing the general performance reports with one performance report. The new consolidated document is referred to as the Consolidated Plan (CP). The County of Beaver is a direct entitlement under the CDBG Program, HOME Program, and ESG Program.

The Consolidated Plan and Strategy will address affordable housing, economic and community development needs, conservation of neighborhoods, economic stimulation, provision of public improvements and facilities, public services and related issues. The planning process will provide an opportunity for citizen participation in the identification and prioritizing of needs and overall strategy in addressing said needs. Specific projects and activities designed to address needs will be incorporated in an Annual Plan for Use of Entitlement Funds.

V. PLANNING PROCESS

What is the CP Planning Process?

The planning and preparation of the County's Consolidated Plan along with the proposed use of annual entitlement funds shall be carried out in accordance with applicable HUD requirements and will include the following:

- a. The assembly of information and identification of affordable housing and community development information will be carried out as an ongoing process to identify and prioritize County needs.
- b. Conducting a minimum of two (2) public hearings during each Consolidated Program year to obtain the views of citizens and organizations prior to the commencement date of the County's Consolidated Program Year (September 1). The first hearing shall be conducted to solicit citizen input for development of the Proposed Consolidated Plan. The second hearing shall afford citizens an opportunity to comment and offer suggestions on the completed Proposed Consolidated Plan and prior to the action of Beaver County Board of Commissioners and subsequent submission to HUD.

The hearings will be conducted at locations and times which provide ease of access for citizen attendance. It is expected that the public hearings will be held in the evening. Due to budgeting and staff limitations, neighborhood meetings may be held if resources are available. Information presented by those in attendance will be used to identify and prioritize housing and community development needs and plan proposed projects and activities to address said needs.

- c. Conducting public sessions with local citizens and local agencies to review housing and community development needs.
- d. Meeting with and/or communicating with public, nonprofit, and private agencies which may offer input to the identification of needs and/or projects and activities to address said needs.
- e. Providing a 30 day review period on the Proposed Consolidated Plan and Strategy which includes projects and activities to be undertaken in the annual plan. The public notice shall identify locations where the Proposed Consolidated Plan will be available for citizen review. During the review period, citizens may provide comments in writing to the Beaver County Community Development Program, 1013 Eighth Avenue, Beaver Falls, PA 15010.
- f. Conducting a public hearing on the Proposed Consolidated Plan and Strategy including use of annual entitlement funds during or following the 30 day review period. The public hearing notice shall be published at the same time as the notification of the 30 day review period and shall contain a summary of the Proposed Consolidated Plan and annual entitlement submission. The notice shall also provide the expected date for action by the County of Beaver. All citizen comments shall be presented in writing prior to the public hearing or during the public hearing. Adequate time will be reserved to modify the Proposed Consolidated Plan based on citizen comment prior to action of the Board of Commissioners and submittal to HUD.

- g. The approval of the Consolidated Plan and Use of Entitlement Funds by the County anytime following the 30 day review period and after the second public hearing and prior to submittal of the Consolidated Plan and Strategy.
- h. A policy and strategy of the Community Development Block Grant Program and related programs will be conducted in a manner that will minimize displacement. However, in instances where displacement is unavoidable, information on the types and levels of assistance to be made available to persons displaced is located in the Beaver County Community Development Program.

VI. NOTICE OF HEARING AND MEETING

What opportunities are there for citizens comments?

The CD Program will conduct a public hearing or hearings on specific application proposals in accordance with federal or state requirements for the subject program under consideration.

An initial hearing will be held to obtain the views of interested citizens and organizations regarding overall community development and housing needs, development of proposed activities, and a review of program performance. The second hearing will be held to obtain the views of interested citizens and organizations on the particular funding application.

Generally, hearings shall be held at the Beaver County Courthouse, Third Street, Beaver, PA. Such hearings will be duly advertised. All public hearings will be held in facilities that afford accessibility for persons with disabilities. At least fourteen (14) calendar days prior to any hearing, a notice shall be published in the non-legal section of a paper of general circulation. The notice will give the date, time, place and topics to be considered at the hearing.

Notices will also be sent to social service agencies and other public and semi-public groups which may have particular interest or be affected by the proposed program. The CD Program will work through these agencies and groups to encourage participation in the hearing process on the part of low, very low, and poverty income persons who reside in areas where funds will be spent. The CD Program will also work with these agencies and groups to involve persons who reside in low, very low, or poverty income neighborhoods. All notices of the second hearing will also contain a detailed description of the area or areas affected by the project activities in an effort to alert the residents of such areas of such proposals and to encourage their participation in the hearing process.

If any organizations or group representing affected residents request to be involved in the citizen participation process, the CD Program shall place such group on the CD Program's list of representative groups and organizations. The CD Director shall be responsible for maintaining a list of representative groups and organizations. The CD Director shall be responsible for maintaining a list of representative groups and organizations. This list shall be updated at the

beginning of each program year. Additions to the list may be made by written request to the CD Program stating the nature of the organization and why it should be included.

The Board of Commissioners shall have the responsibility for calling meetings and hearings with citizens likely to be affected by activities undertaken by the CD Program. The Board of Commissioners may delegate assignments to the CD Director. The Board of Commissioners shall also develop procedures for meetings and hearings and for moderating such meetings either directly or through the CD Director.

The CD Program will consider and respond in writing to all comments, views or proposals submitted either verbally or in writing at public hearings or meetings. The response to a request for activities or projects shall be made in a timely fashion, but in any case prior to the meeting of the Board of Commissioners at which approval of the application will be considered.

The CD Program will respond in writing to citizen complaints and/or grievances related to community development and housing programs as soon as possible. Citizen complaints and/or grievances will be responded to in writing within fifteen (15) working days from receipt of such complaint in the CD Program.

VII. NON-ENGLISH SPEAKING AND PHYSICALLY DISABLED RESIDENTS

What is the County doing for non-English speaking residents and physically disabled residents?

The County will take such measures as are appropriate to accommodate the needs of non-English speaking and hearing impaired residents in the case of public hearings where a majority of the participants at the hearing are expected to be non-English speaking or hearing impaired residents. At a minimum, all handout material prepared for such hearings will be bi-lingual to accommodate the needs of attendees. Secondly, the CD Program may engage the services of a bi-lingual person to assist in presenting relevant information at the hearing, if such services are requested. In addition, the County will publish the Telephone Device for the Deaf (TDD) number so hearing impaired residents may have access to information.

The County will also take measures as appropriate to accommodate the needs of visually impaired residents. Handouts at the public hearing will be translated into braille, if such services are requested.

All meeting locations will be accessible to the physically disabled. Persons requiring assistance should contact the Community Development Program at least five days prior to the meeting date.

VIII. TECHNICAL ASSISTANCE

Is technical assistance available?

Technical assistance from CD Program staff, staff of other County agencies, or third party contractors to the County or its agencies will be provided to citizen participants, low, very low, and poverty income groups or persons to enable them to understand the requirements associated with various programs such as Davis-Bacon Federal Labor Standards provisions, environmental policies, equal opportunity requirements, relocation provisions, etc. Technical assistance will also be provided to groups representative of persons of low, very low, and poverty income that request assistance in developing proposals. Such assistance will be made available upon request by interested citizens or organizations to the County's CD director. In addition, the CD Program, through the public hearings, will review such program requirements and will have available for interested parties handout material dealing with technical program requirements so as to assure understanding. Furthermore, the CD Program will provide interpretation services to any non-speaking person or hearing impaired persons who may require such assistance in understanding a particular program being planned or administered by the CD Program.

IX. RESPONSE TO PROPOSALS SUBMITTED

How will the County respond to proposals and comments submitted?

The County of Beaver will respond in writing to all comments, views, and proposals submitted verbally or in writing at public hearings and/or during the preparation of the Consolidated Plan, and/or during the amendment process, and/or during the performance report process. The County's response to a request for activities or projects shall be made within fifteen (15) days from the date of the hearing or meeting, or prior to the meeting of the Board of Commissioners to consider approval of the use of annual entitlement funds.

X. RESPONSIBILITY FOR CONDUCTING HEARINGS OR MEETINGS

Who is responsible for conducting hearings?

The Board of Commissioners through the Community Development Program Director shall have the responsibility for calling meetings and hearings with citizens likely to be affected by activities undertaken by the CD Program. The CD Director will be responsible for preparing advertisements for public hearing and placing such ads in the Beaver County Times. The CD Director will present the technical information at the public hearing. The Director shall also develop procedures for the meetings and hearings.

XI. RESPONSE TO COMPLAINTS SUBMITTED BY CITIZENS

How will the County respond to complaints by citizens?

The County of Beaver will respond in writing to written citizen complaints related to the Community Development Program within fifteen (15) working days from receipt of such complaint in the Beaver County Community Development Program.

All correspondence should be directed to:

Beaver County Community Development Program
1013 Eighth Avenue
Beaver Falls, PA 15010

XII. AMENDMENT PROCESS

Can the County amend its programs?

The County will amend its approved programs based upon one of the following decisions:

- A. To make substantial change in its allocation priorities;
- B. To undertake an activity, using program funds (including program income) which was not previously described in an action plan or funding application;
- C. To not carry out an activity for which finding is approved;
- D. To substantially change the purpose, scope, location, or beneficiaries of an activity; or
- E. To carry out an emergency activity.

Substantial change is quantifiably defined as the increase or decrease or more than 25 percent of (1) The cost of an approved activity or (2) An approved activity's service area and/or class of beneficiaries. Such a course of action would necessitate an amendment to an approved program.

In such instance; the Community Development Program shall provide citizens with reasonable notice of, and opportunity to comment on, such proposed changes in its use of funds. The Community Development Program will publish a notice in the non-legal section of a paper of general circulation such as the Beaver County Times of the proposed program change and give interested or affected citizens at least thirty (30) calendar days to submit comments on the amendment prior to taking such amendment action. The CD Program will notify the appropriate funding agency of the proposal and provide a description of any changes.

For emergency activities of recent origin, it is the policy of the Beaver County Board of Commissioners and its administering agency, the Beaver County Community Development Program Office, to grant a temporary waiver for the 30 day "Citizen Review and Comment Period". The Beaver County Community Development Program will advertise the project for citizen comment concurrent with the start of the project.

In keeping with federal regulations, an emergency project can be defined as an emergency activity of recent origin in which existing conditions pose a serious and immediate threat to the health, safety or welfare of the community. The Community Development Program Office will obtain a certification from a qualified official stating the nature of the emergency and that it poses a serious threat to the community.

XIII. MONITORING AND EVALUATION OF COMMUNITY DEVELOPMENT PERFORMANCE

How will the Community Development Program be evaluated?

The County shall publish a notice of completion of the Annual Performance Report and there will be a fifteen (15) day public comment period to the time the Performance Report is submitted to the Department of Housing and Urban Development. Annually, at least one (1) public hearing shall be held on the performance of the program to provide any resident an opportunity to comment on the Community Development Program. This hearing may be combined with another scheduled hearing.

XIV. AVAILABILITY OF PROGRAM AND RELATED INFORMATION

Will Program information be made available?

The County will provide full public access to program information. The County shall maintain the following data:

- a. Mailing and promotional material related to the Citizens Participation Process.
- b. Record of Hearing.
- c. Key documents including prior statements, Consolidated Plan and Strategy, approval letters, performance report, evaluation reports, and others required by the Department of Housing and Urban Development.
- d. Copies of Regulations and Policy Statements issued by the Department of Housing and Urban Development. All of the above data is to be available in the CD Program.

XV. MODIFICATION OF PLAN

Can this Plan be modified?

The Citizen Participation Plan may be modified from time to time by the CD Program, provided such revisions are consistent with federal and state law, regulations and administrative requirements covering citizen participation. Prior to any modification of the Citizen Participation Plan, the CD Program will publish a notice of modification of the plan in sufficient time to permit citizens to comment prior to approval by the Board of Commissioners. The notice shall be published in local newspapers of general circulation at least fourteen (14) calendar days prior to the adoption of the modification by the Board of Commissioners.

Any questions or comments on this plan or request for information should be directed to: Beaver County Community Development Program, 1013 Eighth Avenue, Beaver Falls, PA 15010. The telephone number is (724) 847-3889 and the fax number is (724) 847-3861. The County's TDD number is (724) 847-2946.

W:\DATA\CLIENT\PA\BEAVER\CO\COUNTY\CDBGTECH\CITPART.WPD

implementation of strategies to assist homeless individuals and families through the provision of transitional housing opportunities.

Beaver County continued to invest its ESG entitlement in a timely manner. To ensure timeliness expenditure of funds, these projects are monitored monthly by the project manager. In addition, the ESG application process is completed and contracts awarded within 10 months of the award to the County so that funds can be expended prior to the deadline. The projects are proceeding in a reasonable manner and it is expected that all funds will be expended with the 24 month period.

The very limited funding resources received by the County were distributed to several local non-profit organizations that have demonstrated excellent administrative capacity. In addition to providing assistance to homeless families and individuals through these organizations, the County also establishes a priority for assisting those who are at risk of becoming homeless. These families and individuals are typically provided financial assistance to pay for rent and utilities in order to remain in their current homes. Preventing homelessness in these situations can often require fewer financial resources in the long-term.

2. a. These activities address the objective of making decent housing accessible and/or affordable to low moderate income persons. Through non-profit organizations and other public agencies, Beaver County spent \$158,936 in ESG funds to provide assistance to the homeless population and those at risk of becoming homeless. One thousand two-hundred eighty-two (1,282) homeless persons were provided case management. This number increased from 1109 in FY 2008 due to better reporting and increased need. Refer to DH-1 Outcome Sheets under the Objectives tab for further information.

To ensure that all ESG funds are expended within the 24-month period required by Federal regulation, all projects are monitored monthly by the project manager; and agencies are required to submit monthly invoices. In addition, the ESG application process is completed and contracts awarded within 10 months of the award to the County so that funds can be expended prior to the deadline.

b. Three-hundred nineteen (319) people in extremely low income households (<30% MFI) were provided emergency shelter and 86 people with extremely low income were provided transitional housing.

3. A total of \$144,990 in ESG program expenditures was matched with a total of \$2,651,899 in other grant funds, fundraising and donated goods. The following matching funds or in-kind services were secured for the ESG program expenditures during the reporting period. No volunteer service hours were used as match during the reporting period. ESG expenditures were matched:

- by Beaver County Community Housing Development Organization, Inc. (BCCHDO) with \$12,800 from a golf outing.*

- *by Supportive Services Inc. with \$1,394,890 in funding from the local MH/MR office and donations of bakery goods worth approximately \$104,000 from a local grocery store chain.*
- *by Harbor Point Housing with \$931,603 from the local MH/MR office*
- *by the Salvation Army with \$200 in donations.*
- *by the Women's Center of Beaver County were matched with \$208,406 in Pennsylvania Coalition Against Domestic Violence funds.*

4. Beaver County is not a state entity therefore this item is not applicable.

5. a. Beaver County spent \$144,990 on shelter operations that served 405 people and \$16,763 on ESG administration. No funds were spent on essential services. There were no problems in collecting, reporting or evaluating the reliability of this data.

The County granted and expended its ESG funds on shelter operations as follows:

- **Beaver County Community Housing Development Organization, Inc. (BCCHDO) was granted \$35,000 (ESG 08) on May 14, 2009 and expended a total of \$31,157 (ESG 08) during the reporting period.**
- **Supportive Services, Inc. was granted \$50,00 (ESG 08) on May 14, 2009 and expended \$36,073 (ESG 08) during the reporting period.**
- **The Salvation Army was awarded a grant of \$11,629 (ESG 08) on June 25, 2009 for supportive services. On June 25, 2009 the Salvation Army was awarded \$23,468 (ESG 08) for a matching grant for their Supportive Housing project. The total expenditure by the Salvation Army in FY 2009 was \$31,440 (ESG 08).**
- **The Women's Center was awarded was awarded \$46,319 (ESG 08) and expended \$46,319 (ESG 08) in FY 2009.**

b. i. Homeless Discharge Coordination. No ESG funds are used specifically for discharge coordination.

c. Formal discharge planning protocol has been implemented through the County's Continuum of Care process in the areas of foster care, health care, mental health and corrections. No ESG funds are used specifically in this effort.

COMMUNITY DEVELOPMENT

Community Development

*Please also refer to the Community Development Table in the Needs.xls workbook.

User ID: C29213
User Role:
 Grantee
Organization:
 BEAVER COUNTY
 - [Logout](#)

Projects/Activities	Funding/Drawdown	Grant	Grantee/PJ	Admin	Reports
-------------------------------------	----------------------------------	-----------------------	----------------------------	-----------------------	-------------------------

Activity

View Activity

Activity
 - [Add](#)
 - [Search](#)

[Return to Previous Page](#) | [Reopen Activity](#) | [Copy this Activity](#)

Project
 - [Add](#)
 - [Search](#)
 - [Copy](#)

Activity Owner:
 BEAVER COUNTY, PA

Activity Status:
 Completed

Utilities
 - [Home](#)
 - [Data Downloads](#)
 - [Print Page](#)
 - [Help](#)

IDIS Activity ID:
 1567

Completion Date:
 06/01/2010

Links
 - [PDF Viewer](#)
 - [Support](#)
 - [CPD Home](#)
 - [RAMPS](#)
 - [HUD Home](#)

Program Year/IDIS Project ID/Project Title:
 2008/30/JTBC Entrepreneur Education

Grantee/PJ Activity ID:
 CD085512 1

Activity Name:
 JTBC ENTREPRENEUR EDUCATION

Initial Funding Date:
 03/06/2009

Activity

Program	Activity Category	Ready to Fund	Funded	Setup Detail	Accomplishment
CDBG	18C - Micro-Enterprise Assistance	Yes	Yes	View CDBG	View CDBG Accomplishment
ESG		No	No		
HOME		No	No		
HOPWA		No	No		

Environmental Assessment:
 COMPLETED

Allow Another Organization to Access this Activity:

Activity Description:
 SM START-UP BUSINESS EDUCATION WORKSHOPS AND INDIVIDUAL TECHNICAL ASSISTANCE

[View Activity Funding](#)

[Return to Previous Page](#) | [Reopen Activity](#) | [Copy this Activity](#)

User ID: C29213
User Role:
 Grantee
Organization:
 BEAVER COUNTY
 - [Logout](#)

Projects/Activities	Funding/Drawdown	Grant	Grantee/PJ	Admin	Reports
-------------------------------------	----------------------------------	-----------------------	----------------------------	-----------------------	-------------------------

Activity Funding

View Activity Funding

Activity Funding
 - [Search](#)

[Return to Activity View](#)

Drawdown
 - [Create Voucher](#)
 - [Search Voucher](#)
 - [Approve Voucher](#)

Activity Owner:
 BEAVER COUNTY, PA

Program Year/Project:
 2008/30

IDIS Activity ID:
 1567

Total Funded:
 \$49,869.51

Activity Name:
 JTBC ENTRPRENEUR EDUCATION

Total Drawn:
 \$49,869.51

Receipt
 - [Add](#)
 - [Search](#)
 - [Search Accounts](#)

Filter Funds

Recipient Name: All **Program:** All **Fund Type:** All

|


Utilities
 - [Home](#)
 - [Data Downloads](#)
 - [Print Page](#)
 - [Help](#)

Funds

Recipient Name	Program	Fund Type	Source Name	Source Type	Available for Funding	Funded Amount	Drawn Amount	Action
BEAVER COUNTY, PA	CDBG	EN	HUD	UC	\$3,623,807.31	\$27,284.06	\$27,284.06	View
BEAVER COUNTY, PA	CDBG	PI	HUD	UC	\$148.65	\$22,585.45	\$22,585.45	View

Links
 - [PDF Viewer](#)
 - [Support](#)
 - [CPD Home](#)
 - [RAMPS](#)
 - [HUD Home](#)

[Return to Activity View](#)

 Session Timeout

User ID: C29213
User Role:
 Grantee
Organization:
 BEAVER COUNTY
 - [Logout](#)

Projects/Activities	Funding/Drawdown	Grant	Grantee/PJ	Admin	Reports
-------------------------------------	----------------------------------	-----------------------	----------------------------	-----------------------	-------------------------

Drawdown
Search Vouchers

Activity Funding
 - [Search](#)

Drawdown
 - [Create Voucher](#)
 - [Search Voucher](#)
 - [Approve Voucher](#)

Receipt
 - [Add](#)
 - [Search](#)
 - [Search Accounts](#)

Search Criteria
 *Indicates Required Field

IDIS Voucher #: **IDIS Activity ID:** ***Activity Owner:**

Earliest Creation Date: **Line Item Status:**

Select Date (mm/dd/yyyy)

|

Utilities
 - [Home](#)
 - [Data Downloads](#)
 - [Print Page](#)
 - [Help](#)

Links
 - [PDF Viewer](#)
 - [Support](#)
 - [CPD Home](#)
 - [RAMPS](#)
 - [HUD Home](#)

Results Page 1 of 1 (3 voucher line items found)

IDIS Voucher #	Line Item #	Creation Date	IDIS Actv ID	Activity Name	Line Item Status	Drawdown Amount	Action
1675197	4	05/19/2009	1567	JTBC ENTREPRENEUR EDUCATION	Completed	\$4,607.00	View
5038688	10	12/07/2009	1567	JTBC ENTREPRENEUR EDUCATION	Completed	\$22,677.06	View
5064382	1	02/08/2010	1567	JTBC ENTREPRENEUR EDUCATION	Completed	\$22,585.45	Maintain-Approve View

Session Timeout



U. S. Department of Housing and Urban Development
Pittsburgh Field Office
William S. Moorhead Federal Building
1000 Liberty Avenue, Suite 1000
Pittsburgh, PA 15222-4004

RECEIVED
DEC - 8 2010

DEC 06 2010

Ms. Lisa E. Signore
Director, Community Development
Program of Beaver County
1013 Eighth Avenue
Beaver Falls, PA 15010

Dear Ms. Signore:

SUBJECT: Beaver County, PA - B-09-UC-42-0102
CAPER (Consolidated Annual Performance and Evaluation
Reporting)
Program Year September 1, 2009 through August 31, 2010
Completeness Review

We received the subject reporting on November 29, 2010. A review has been completed to assure that the reporting was prepared in compliance with the February 18, 1998, memorandum from the Assistant Secretary for Community Planning and Development. The memo provides guidance on achieving compliance with HUD regulatory and statutory requirements for reporting program performance and accomplishments. Additional guidance regarding preparation of the narratives was issued in April 2007 to assure that performance measurement reporting was properly completed. Based on our review, we have found that the 2009 CAPER was complete and adequately addressed the following areas:

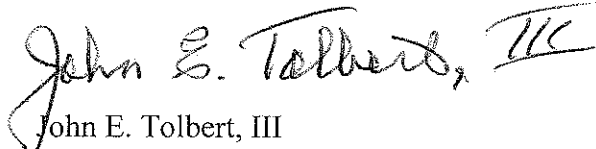
- Assessment of three to five year goals and objective
- Affirmatively furthering fair housing actions
- Affordable housing
- Continuum of care
- Other actions
- Leveraging resources
- Citizen comments
- Self-evaluation
- CDBG Narrative Statements
- HOME Narrative Statements
- ESG Narrative Statements
- Public participation requirements

Although we have found the CAPER to be complete, deficiencies were noted during our review of the information provided and the information reported on the IDIS generated Activity Summary forms. Based on the review, the following discrepancies have been noted:

1. Section 91.105(d) requires that the County's citizen participation plan must provide a period of not less than 15 days to receive comments on the performance report before its submission to HUD. Based on the copy of the notice included in the CAPER, the advertisement was published on November 11, 2010, and comments were only requested for receipt until November 19, 2010. As a result, the advertisement only provided a period of 8 days for citizen comment instead of the required 15 days. Please provide our office with an explanation of the lack of a proper citizen comment period. It is further requested that we be provided with a copy of the County's citizen participation plan in order that we can assure that it includes proper comment periods.
2. The following errors were included in the ESG Section of the report:
 - a. On page 25, the response to question 1b. is to detail how ESG projects are related to implementation of a comprehensive homeless planning strategy, including the number and types of individuals and persons in households served with ESG funds. The response states that 232 people in extremely low income households were provided emergency shelter and 94 people with extremely low income were provided transitional housing. This is the same response as that included in the 2008 CAPER. Please submit confirmation that the same numbers per income level were assisted during the current reporting period.
 - b. On page 26, the response to question 5a. states that the County spent \$174,990 on shelter operations. However, expenditures reported for the 4 bullets only total \$144,995 ($\$31,157 + \$36,073 + \$31,446 + \$46,319$).
3. Based on IDIS, there is an unexpended balance of CDBG grant funds of \$9,723,253.29 in the various activities which have been funded but are yet to be completed. Based on the Reconciliation of Line of Credit included in the Financial Reports tab, of that amount, \$4,590,839.52 is yet to be drawdown from LOCCS and it is reported that \$4,538,619.54 is held by the County in its program accounts and \$597,947.44 remains as a 108 cash balance. Please advise our office of the circumstances under which the County is holding \$4,538,619.54 of CDBG funds in its accounts.
4. A review of the Activity Summary forms from IDIS resulted in the following:
 - a. Activity No. 1567, JTBC Entrepreneur Education is listed as completed. However, funds remain in the activity since it was funded in an amount of \$49,869.51 and expenditures only total \$45,262.51. Please explain the basis for completion while a balance remains in the activity.
 - b. All funds have been expended for Activity No. 1432, New Brighton Townsend Park Sidewalk Replacement. We note that the status of the activity is stated as Open. Please review the activity and determine whether the status should state Completed.

Please submit a response to the above within twenty days of the date of this letter. If you have any questions, please call Pamela Coll. She can be reached at (412) 644-5459.

Sincerely,

A handwritten signature in cursive script that reads "John E. Tolbert, III". The signature is written in dark ink and is positioned above the printed name.

John E. Tolbert, III
Director, Community Planning
and Development Division



Fifth Program Year CAPER

The CPMP Consolidated Annual Performance and Evaluation Report includes Narrative Responses to CAPER questions that CDBG, HOME, HOPWA, and ESG grantees must respond to each year in order to be compliant with the Consolidated Planning Regulations. The Executive Summary narratives are optional.

The grantee must submit an updated Financial Summary Report (PR26).

FY 2009 (REVISED)

GENERAL

Executive Summary

This module is optional but encouraged. If you choose to complete it, provide a brief overview that includes major initiatives and highlights that were proposed and executed throughout the first year.

Program Year 4 CAPER Executive Summary response:

Beaver County continues to support activities that will promote personal and economic well-being to our residents and the communities in which they live through the administration of the CDBG, HOME and ESG programs. As the County's designated Community Action Agency, the Community Services Program of Beaver County administers a comprehensive social service program that includes housing, youth programs, domestic violence programs, consumer services, etc. The County also continues to be an active member of the Housing and Homeless Coalition to identify and fill gaps in affordable housing and homelessness.

Beaver County has taken advantage of many of the opportunities afforded through the American Recovery and Reinvestment Act. As a HUD entitlement community, the County was awarded \$1,596,719 for the Homeless Prevention and Rapid Re-Housing Program (HPRP) and \$1,043,769 for the Community Development Block Grant-Recovery Program (CDBG-R).

The HPRP funds continue to be utilized to provide rental and utility assistance and supportive services to individuals facing homelessness. The CDBG-R Program will assist in grocery store development in the City of Beaver Falls. Road reconstruction is being done in the revitalization area of the Borough of Ambridge. The final block of an extensive streetscape project is being completed in the Borough of Midland and acquisition and demolition is being done in a blighted section of the City of Aliquippa's downtown in order to make way for a comprehensive revitalization initiative. Both of the programs have been approved by HUD and are now underway.

To complement the entitlement funds through the recovery initiatives, Beaver County is involved in the following activities funded through the Pennsylvania Department of Community and Economic Development for the following:

- **2008 Neighborhood Stabilization Program (NSP)\$1,291,682 - This project infuses funding into local municipalities, private organizations and other federal funds to revitalize "tipping point" communities through rehabilitation and new construction of housing for home ownership on properties experiencing foreclosure. Ten new housing units for qualified low-income individuals and families will be created. All properties have been purchased and are in various stages of development.**
- **Community Services Block Grant – Recovery \$629,954 - This program was completed on September 30, 2010. These funds were utilized to promote self-sufficiency through financial independence for low-income residents of the County.**
- **DCED HPRP\$279,682 - This program provides additional support services to individuals receiving assistance through the HUD entitlement HPRP program.**

General Questions

1. Assessment of the one-year goals and objectives:
 - a. Describe the accomplishments in attaining the goals and objectives for the reporting period.
 - b. Provide a breakdown of the CPD formula grant funds spent on grant activities for each goal and objective.
 - c. If applicable, explain why progress was not made towards meeting the goals and objectives.
2. Describe the manner in which the recipient would change its program as a result of its experiences.
3. Affirmatively Furthering Fair Housing:
 - a. Provide a summary of impediments to fair housing choice.
 - b. Identify actions taken to overcome effects of impediments identified.
4. Describe Other Actions in Strategic Plan or Action Plan taken to address obstacles to meeting underserved needs.
5. Leveraging Resources
 - a. Identify progress in obtaining "other" public and private resources to address needs.
 - b. How Federal resources from HUD leveraged other public and private resources.

c. How matching requirements were satisfied.
Program Year 4 CAPER General Questions response:

1. a. All projects are listed in tabs under Completed Projects, Ongoing Projects and Canceled Projects. The objective sheets reflect all of the projects that were completed, ongoing and canceled in FY 2009. 2009 Action Plan information is both in the objectives sheets as well as in the tables. This is because of the inherent design of the CPMP tool.

Case management services to homeless persons resulted from state HPRP funds which allowed the County to serve 405 persons which is 75 more than the 330 that was expected. In addition, the Homeless Management Information System (HMIS) tracked 1282 persons which is 952 more than the goal of 330. This increase can be attributed to better reporting by agencies and increased need. See Objective Sheet DH-1(6a).

Over the 5 years the County has invested \$790,287 on parks and recreation facilities projects which is \$160,000 or 26% more investment than the original goal of \$630,000. Twenty-five projects were funded which is more than twice the number of its original goal of 10. See Objective Sheets SL-1(2) and SL-3(2).

The rodent control program was more successful than anticipated. A total of 1,976 persons were served in FY 2009 which is 1055 more than last year's 921 and 1,676 more the anticipated goal of 300. See Objective Sheet DH-3(10).

Over the 5 years the County used \$338,632 for youth service activities which is \$88,632 or 36% more investment than the original goal of \$250,000. Seven projects were funded which is 2 more than the original goal of 5. See Objective Sheets SL-1(4) and SL-3(4a).

Over the 5 years the County has invested \$935,836 on sewer and water improvement projects which is \$125,836 or 16% more than the original goal of \$810,000. Twenty-two projects were funded which is 3 less than the original goal of 25. See Objective Sheets DH-1(13), SL-1(5), SL-1(5a), and SL-3(3a).

The County surpassed its 5-year goal of funding 25 street improvement projects by 17 for a total of 42. The total amount of funding it committed to these projects was \$1,125,000 which is \$593,000 or 35% less than the goal of \$1,718,000. The projects were smaller in scope than in the past.

Over the 5 years the County has invested \$343,604 on storm sewer projects which \$118,604 or 53% more investment than the original goal of \$225,000. Thirteen projects were completed which is 3 more than the original goal of 13. See Objective Sheets SL-1(11), SL-1(5a), SL-3(6), SL-3(6a) and SL-3(6b).

Over the 5 years the County has invested \$606,023 on Acquisition, Disposition and Clearance activities which is \$356,023 or 53% more than the originally anticipated investment of \$225,000. The anticipated number

of 20 properties were acquired or cleared. See Objective Sheets SL-3(9), SL-3(9a) and EO-1(3).

Over the 5 years the County has invested \$695,369 on economic development technical assistance for the Beaver County Main Street Network. This expenditure is \$605,369 more than the County's original goal of \$90,000. The program was expanded to incorporate a web-based database into in the technical services contract. See Objective Sheet EO-3(2).

b. Following is the listing of objectives and outcomes that have been developed from the five-year strategic plan and have been put into the Performance Measurement format. Please see specific sheets under the Objectives tab in this document for associated proposed accomplishments and performance measures. In the narrative, the Community Development project numbers are listed after each objective and outcome. Accomplishments made in FY 2009 are then described in the narrative. Listings of all projects completed, ongoing and canceled during the reporting period are included as tabbed sections in the CAPER document. Only completed projects are reported on the Housing and Community Development Table.

Following are the projects that were completed or ongoing at the end of FY 2009, grouped by Outcome and Objective:

To increase or improve the Availability and/or Accessibility of Decent Housing for Low Income Persons (DH-1) (HOME06, HOME07, HOME08, HOME09, ESG07, ESG08, Act 137, CD065511, CD064001, CD084800, CD095516, CD085516, CD084800, CD094000) Under this objective and outcome, using \$91,573 in Act 137 Funds and \$8,518 in ADDI, 11 households were assisted through the First-Time Homebuyer Assistance program.

The HOME program assisted the following projects which were completed in FY 2009:

- o Stone Edge Phase 2 which included 11 rental units which included 6 units for low income households*
- o Marratta Apartments, a duplex for 2 low income households*

The following projects, assisted with HOME funds were under construction during FY 2009:

- o Grant House was under construction and will include 7 units upon completion.*
- o Friendship Commons was under construction and will include 24 units for extremely low income frail elderly when complete.*

Emergency Shelter Grant (ESG) funding in the amount of \$152,889 assisted 375 homeless persons through the operation and rehabilitation of emergency shelters and 30 persons were assisted with transitional housing.

A total of \$53,664 in CDBG Funds was spent on this objective. One CDBG project to install sewer laterals of low income people in Rochester Township was underway (Matrix Code 14A). One CDBG project to install waterline laterals to the homes of low income people in North Sewickley was underway (Matrix Code 14A). One CDBG project to provide telehealth monitors for low income residents to remain in their homes was completed (Matrix Code 05A). One project providing sanitary sewer laterals to low income households was ongoing (Matrix Code 14A). The Homeless Management Information System (HMIS) was underway with CDBG funds (Matrix Code 05).

To increase the Affordability of Decent Housing for Low Income Persons (DH-2) (HOME08,) In FY 2009, a total \$36,041 in HOME funding was spent on this objective. In FY 2009, 16 additional low income households were assisted with tenant-based rental assistance through the HOME program (Matrix Code 05S).

To Sustain Decent Affordable Housing for Low Income Persons (DH-3) (CD065512, CD065500, CD075501, CD075502, CD075519, CD084501, CD085500, CD085501, CD085502, CD085506, CD085514, CD095500, CD095501, CD095502, CD095514, ESG07, ESG08, ESG09) In FY 2009, a total of \$766,869 in CDBG funding and \$144,990 in ESG funding was spent on this objective. The Rodent Control program provided rodent abatement services for low income people in Beaver County (Matrix Code 05). Please refer to the response to #1.b. in the Community Development Section of this narrative for further information on CDBG-funded programs that rehabilitate the homes of low-mod income renters and owners (Matrix Code 14A).

To increase or improve the Availability and/or Accessibility of Suitable Living Environments for Low Income Persons (SL-1) (CD060104, CD060503, CD063701, CD064801, CD065507, CD073000, CD075506, CD075300, CD075512, CD075514, CD080501, CD081500, CD081600, CD083600, CD085300, CD090502, CD090700, CD093502, CD095300, CD095506, CD095510, CD095519) In FY 2009, a total of \$272,918 in CDBG funds was spent on activities for this objective and outcome. An electronic display system for a school district and a handicap accessibility project were completed (Matrix Code 03). An asbestos remediation project and an embankment stabilization project were ongoing (Matrix Code 03). One project to renovate a center for people with disabilities was ongoing (Matrix Code 03B). One youth center improvement project was ongoing (matrix code 03D). Two projects to improve neighborhood facilities were ongoing (Matrix Code 03E). 1 park and recreation improvement projects was completed and 5 park and recreation facilities improvement projects were ongoing (Matrix Code 03F). Four sewer projects were ongoing (Matrix Code 03J). One roadway improvement project was ongoing and one was completed (Matrix Code 03K). One sidewalk improvement project was completed (matrix Code 03L). Two youth service programs were completed and one was ongoing (Matrix Code 05D).

To increase the Affordability of Suitable Living Environments for Low Income Persons (SL-2). There are no objectives or outcomes identified under this goal.

To Sustain Suitable Living Environments for Low Income Persons (SL-3) (CD050203, CD051400, CD060100, CD060102, CD060300, CD060400, CD061600, CD062201, CD063501, CD063700, CD064800, CD065200, CD065514, CD070103, CD070104, CD070201, CD070500, CD070501, CD070502, CD070503, CD072600, CD073300, CD073500, CD073700, CD073701, CD075517, CD080100, CD080101, CD080201, CD080500, CD081100, CD081200, CD082200, CD083300, CD083500, CD083701, CD084500, CD084700, CD085505, CD085511, CD085517, CD090200, CD090201, CD090300, CD090500, CD091500, CD092200, CD093501, CD093700, CD095504, CD095505, CD095517, CD095518) In FY 2009, a total of \$964,077 in CDBG funds was spent on this objective and outcome. One campus public facilities project was completed (Matrix Code 03). An engineering project and a bridge replacement project were ongoing (Matrix Code 03). Renovation of one center that serves handicapped people was underway (Matrix Code 03B). Three neighborhood facilities improvement projects and 1 library renovation were completed (Matrix Code 03E). Three neighborhood facilities improvement projects and 3 library renovations were underway (Matrix Code 03E). Two park and recreation facilities improvement projects were ongoing (Matrix Code 03F). Six water and sanitary sewer projects were complete and 5 water and sanitary sewer projects were ongoing (Matrix Code 03J). Eight street improvement projects were completed and 12 street improvement projects were ongoing. Two street improvement projects were canceled (Matrix Code 03K). Eight sidewalk projects were ongoing (Matrix Code 03L). Five demolition projects were ongoing and one was completed (Matrix Code 04). One project to assist local community organizations in high minority concentration areas was completed and one was ongoing (Matrix Code 19C).

To increase or improve the Availability and/or Accessibility of Economic Opportunities for Low Income Persons (EO-1) (CD045509, CD055505, CD095507, CD085508, CD095507, CD085512, CD095511) In FY 2009 a total of \$245,817 was spent on this outcome and objective. One employment training services project was completed (Matrix Code 05H). Three microenterprise assistance projects were completed and one was ongoing (Matrix Code 18C). Two acquisition of commercial properties project remained open pending job creation (Matrix Code 01).

To increase Affordability in Economic Opportunities for Low Income Persons (EO-2) (CD075509) Three revolving loan projects were canceled this year due to inactivity (Matrix Code 18A).

To Sustain Economic Opportunities for Low Income Persons (EO-3) (CD075503, CD085503, CD085515, CD085503, CD095515) \$299,813 in CDBG funds was spent to rehabilitate 13 commercial façades. In addition, \$124,329 in CDBG funds was spent on technical assistance and staff support for 10 local revitalization organizations.

To benefit the citizens of Beaver County through planning activities and studies (O-1) (CD052200, CD052201, CD045519, CD045529, CD055504, CD030503, CD040503, CD045526, CD054702, CD035514, CD030202,

CD040200, CD040100, CD032500) Two planning studies were completed and two planning studies were ongoing (Matrix Code 20).

c. The number of low-income first-time homebuyers was 15 which is about 52% of the anticipated number of 25. The mortgage foreclosure crisis continues to negatively impact the first-time homebuyer program. Bank activity in the area of higher risk mortgage lending continued to be inadequate, the credit score requirement remained high, and banks no longer offered 100% financed mortgages. See Objective Sheet DH-1(1).

With regard to public housing goals, HUD's self-sufficiency program continued its exemption based on lack of participation in FY 2009. See Objective Sheet DH-1(2).

Beaver County Behavioral Health's (BCBH) program for the construction of affordable rental housing for BCBH customers continued to fall short by the 22 units anticipated due to lack of developer interest. See Objective Sheet DH-1(3a).

Only 6 of 35 HOME units were completed in FY 2009, the remaining 19 are under construction and should be completed in FY 2010. See Objective Sheet DH-1(3).

Because the state discontinued the Home Modification Program (HMP), Beaver County was unable to fund handicapped accessibility improvements to owner-occupied housing units other than through the Emergency Home Improvement Program (EHIP). See Objective Sheet DH-1(8). Addressing accessibility through EHIP reduces the amount of funds dedicated to emergency replacement of furnaces, hot water heaters, gas lines, etc.

For sidewalk improvements [Matrix Code 03L and Objective Sheet SL-3(5)] only \$542,762 or 68% of its 5 year goal of \$810,000 has been spent. Three large projects which would have normally been funded with CDBG entitlement money were funded through a Section 108 Loan, PennDot and DCED funds.

For parking facilities improvements, [Matrix Code 03G and objective sheet SL-1(1)], \$73,551 or 28% of the anticipated five-year amount of \$270,000 was spent on this goal. Fewer requests were made for this type of project than anticipated and no requests or expenditures were made for this type of project in FY 2009.

For general public improvements (Matrix Code 03), the County spent \$166,692 which is only 9% of the anticipated five-year goal of \$1,800,000. This was because the projects requested were able to be categorized under more specific matrix codes. See Objective Sheets SL-1(3) and SL-3(7).

For microenterprise assistance, [Matrix Code 18C and objective sheet EO-1(2)] the County has spent \$183,336 or 60% of the anticipated five-year goal of \$200,000. An agency providing services did not require as much funding as originally anticipated.

The revolving loan programs to businesses were canceled this year due to inactivity in the program [Matrix Code 18A and Objective Sheet EO-2(1)]. Upon discussion with the Subrecipient agency administering the program it was discovered that the need for low interest loans for microenterprises was being addressed through other, non-HUD funding.

Over five years, Beaver County used \$412,912 for planning activities and studies which is \$387,088 or 48% less than the goal of \$800,000. The County has received fewer applications for these activities and has closely monitored its admin/planning cap.

In addition, Beaver County has a total of 84 CDBG projects which have not yet been completed because most projects take two years to complete.

2. The HACB's Housing Choice Voucher Self-Sufficiency program was suspended due to the lack of interest in the program. Therefore the expected and actual numbers for Objective DH-1(2) are being reported as 0.

The County would change the goal associated with the Main Street Program [Objective sheet EO-3(2)] to be increased to \$135,000 per year or \$675,000 over five years.

The five-year goal to improve parking facilities [Matrix Code 03G and objective sheet SL-1(1)] was decreased in the 2010-2014 Consolidated Plan to \$100,000.

The five-year goal to provide sewer and waterline improvements was decreased in the 2010-2014 Consolidated Plan to \$450,000.

To reach the five-year goal to provide microenterprise assistance [Matrix Code 18C and objective sheet EO-1(2)] the County would continue to fund two projects.

3. Beaver County's most recent Analysis of Impediments to Fair Housing Choice was fully implemented in FY 2009. This was the first full year that the new Analysis of Impediments to Fair Housing Choice was in effect. Beaver County has renewed enthusiasm to help address the impediments, resulting in utilizing new avenues for information dissemination and a greatly improved relationship with Southwest PA Legal Services. These actions have enabled Beaver County to reach more people and enhance its tester program.

a. Refer to the Impediments to Fair Housing Choice tab for a table that includes a summary of impediments to fair housing choice.

b. Refer to the Impediments to Fair Housing Choice tab for the table that identifies actions taken in the current reporting year to overcome the effects of the impediments identified.

The HACB continued to counsel Section 8 tenants as to the location of units outside of areas of poverty or minority concentration and assist them to locate those units. The HACB also markets the Housing Choice Section 8 program to owners outside of areas of poverty or minority concentrations.

4. All of the activities carried out during the reporting period with CDBG, HOME, ESG, and other funds were implemented for the purpose of meeting underserved needs. These activities are described throughout the CAPER document. The work of the Community Development Program of Beaver County is based on the premise that federal and other leveraged funding resources will finance underserved needs. These needs are identified through the Consolidated Planning process. For example, affordable housing activities carried out by the Community Development Program of Beaver County benefit low and moderate income households. These households are targeted for homeownership opportunities because they are unable to secure funding on their own from local lending institutions. This has been identified as an underserved need and is the primary basis for the Community Development Program of Beaver County's activities.

5 a. In addition to CDBG, HOME and ESG funds, Beaver County has been successful in leveraging additional resources to carry out various projects during the reporting period. These resources include:

- Beaver County Community Services Block Grant funds of \$398,499 for anti-poverty and self-sufficiency programming**
- A grant for \$142,448 in Pennsylvania Homeless Assistance Program funds for case management services, bridge housing and rental assistance**
- Supportive Work funding in the amount of \$173,141 for a welfare reform initiative employment program.**

b. Local banks participated as limited partners in the Beaver County Homebuyers Program Partnership by making equity contributions as a source of interim financing for acquisition for rehabilitation or resale.

c. The county matched its HOME Program expenditures with \$220,132.58 of PA Act 137 funds, \$51,766.00 from Habitat for Humanity, and \$821,999.10 in carryover credit from prior years.

Managing the Process

- 1. Describe actions taken during the last year to ensure compliance with program and comprehensive planning requirements.**

Program Year 4 CAPER Managing the Process response:

1. The Community Development Program retained the responsibility of administering programs covered by the Consolidated Plan through direct project management and through agreements with subrecipients. CDBG funds were utilized to assist the County in achieving the three national objectives of the program. These objectives are to provide decent housing, create a suitable living environment and expand economic opportunities.

Effective program delivery is possible only with the assistance of local agencies and nonprofit organizations that provide insight into the needs of residents. The County continued to utilize the HUD performance measurement system. It has also used additional measurements that the HUD system did not provide so that each of the activities accomplished by the County can be appropriately measured.

Subrecipients included Geneva College, Beaver County Corporation for Economic Development, Starting Gate, The HACB, Housing Opportunities of Beaver County, Job Training for Beaver County, The Beaver Falls Youth Network and the Minority Coalition of Beaver County.

In addition, through contact with and monitoring by the HUD Pittsburgh Regional Field Office, the Community Development Program of Beaver County was assisted in ensuring compliance with requirements. Attendance by the Community Development Program staff at trainings and workshops also helped to enable the Community Development Program of Beaver County to better manage the programs and projects that it oversees.

Because nonprofit agencies are vital partners for the delivery of services and programs to County residents, these organizations are an important part of the Community Development Program of Beaver County's delivery network. During the reporting period, the Community Development Program of Beaver County worked closely with these organizations which also work together, seek guidance from each other and from the valuable network of resources for the County.

Please refer to the MBE WBE Reports for CDBG and HOME tab for the MBE and WBE Performance reports, which include the MBE and WBE businesses that the Community Development Program contracted with this year.

Citizen Participation

1. Provide a summary of citizen comments.
2. In addition, the performance report provided to citizens must identify the Federal funds made available for furthering the objectives of the Consolidated Plan. For each formula grant program, the grantee shall identify the total amount of funds available (including estimated program income), the total amount of funds committed during the reporting period, the total amount expended during the reporting period, and the geographic distribution and location of expenditures. Jurisdictions are encouraged to include maps in describing the geographic distribution and location of investment (including areas of minority concentration). The geographic distribution and expenditure requirement may also be satisfied by specifying the census tracts where expenditures were concentrated.

*Please note that Citizen Comments and Responses may be included as additional files within the CPMP Tool.

Program Year 4 CAPER Citizen Participation response:

1. No Citizen comments were received. Refer to the Proof of Public Display Notice tab for the newspaper ad.

2. For a report of the total number of CDBG funds available, committed and expended during the reporting period, please refer to the Financial Reports PR26 & Supplement tab of this document. At the close of the reporting period, the total number of funds available for the HOME program was \$257,040. The amount of \$1,412,172 in HOME funds was committed and \$1,502,490 was expended. At the close of the reporting period, the total number of funds available for the ESG program was \$168,669. The amount of \$121,500 in ESG funds was committed and \$158,936 was expended. Please refer to the Geographic Distribution Tables tab in this document for the geographic distribution of funds for the CDBG, HOME and ESG programs.

Institutional Structure

1. Describe actions taken during the last year to overcome gaps in institutional structures and enhance coordination.

Program Year 4 CAPER Institutional Structure response:

1. During the reporting period, the County continued 3 activities designed to fill gaps that were identified as needing to be addressed in order to meet the expectations of the program.

The County continued its contract with a consultant to perform construction management on significant rehabilitation and new construction projects funded all or in part by the HOME Program. The consultant provided any of the following services, as requested and/or deemed appropriate by the County:

- **Economic feasibility analysis**
- **Site selections**
- **Budget estimates**
- **Overall project administration**
- **Design phase coordination and review**
- **Comprehensive scheduling-design and construction**
- **Constructability reviews**
- **Contractor bidding/selection**
- **Construction coordination and inspection**
- **Cost control**
- **Agency liaison to the project**

The County continued its contract with a Housing Specialist/Fair Housing Officer to provide the following services:

As a Housing Specialist:

- **Serve as the chairperson of the Housing and Homeless Coalition of Beaver County**

- *Serve as the liaison to agencies, schools, churches, municipalities, community groups and individuals regarding housing and homeless issues*
- *Work with the Homeless Children's Initiative to coordinate training of Beaver County School District Homeless Liaisons.*
- *Oversee, in cooperation with the Executive Board of the Housing and Homeless Coalition of Beaver County, the County's continuum of care process, including the submission of funding applications*
- *Chair the Continuum of Care Steering Committee bi-monthly meetings*
- *Work with the County HMIS to coordinate efforts regarding the HMIS process*
- *Perform educational and informational symposiums, as appropriate regarding community awareness of housing issues*
- *Develop and update the county's resource card, including emergency numbers and soup kitchens*
- *Coordinate the implementation of the annual HUD mandated Point in Time Survey*
- *Work with groups that are interested in developing homeless shelters and homeless support services*
- *Identify strengths and weaknesses of the service provision system in addressing homeless and housing issues, working toward advancing communications, streamlining efforts and, advocating for necessary changes and funding solutions*
- *Provide a monthly report to the Community Development Office*

As Fair Housing Officer:

- *Serve as the County's designated Fair Housing Officer*
- *Educate and inform residents, municipalities, housing providers, social service providers, providers of legal services and housing support agencies regarding fair housing regulations*
- *Develop a database of rental properties and landlords in Beaver County*
- *Organize ongoing audit testing of rental properties throughout Beaver County, ensuring that landlords are renting in compliance with Fair Housing laws.*
- *Respond to questions and complaints from residents, finding reasonable resolutions to the issues*
- *Work to assure compliance with and seek guidance from:*
 - *HUD Section 504 regulations*
 - *Pennsylvania Commission on Human Relations*
 - *National Fair Housing Alliance*
 - *Federal Fair Housing Act*
- *Work with other regional fair housing agencies for the provision of services to residents outside the scope of work expected from the County for this position*
- *Provide a monthly report to the Community Development Office*

As HPRP Specialist, the Housing Specialist, assumed additional duties including:

- **Develop Requests for Proposals (RFPs) for the positions of Case Management Consultant, Housing Options Consultant and Legal Services Consultant**
- **Review the proposals for the positions of Case Management Consultant, Housing Options Consultant and Legal Services Consultant**
- **Assist the staff of Community Development with interviews of prospective consultants**
- **Coordinate meetings of the HPRP Team**
- **Help develop the HPRP assessment tool, in compliance with HUD's HPRP eligibility**
- **Work with HPRP sub-grantees to develop a smooth system of service delivery and reporting**
- **Ensure that the HMIS is prepared to provide required quarterly reports to HUD**
- **Oversee HPRP data reporting and quality**
- **Oversee motel voucher program**
- **Provide a monthly report to the Community Development Office**

In order to take a more active role in the successes of minority-owned business enterprises and/or women-owned business enterprises (MBEs/WBEs), the County has made a commitment to promoting involvement in funded activities and other contract opportunities, and providing educated guidance to parties who are interested in becoming certified MBEs/WBEs.

During the reporting period, the County has accomplished the following:

- ***CDP staff assisted 3 minority-owned contractors in obtaining information about state certification and MBE/WBE seminars***
- ***Scheduled and attended meetings with board and leaders of the Minority Coalition and the County Commissioners***
- ***Managed 4 projects that benefit minority-directed organizations.***

Monitoring

1. Describe how and the frequency with which you monitored your activities.
2. Describe the results of your monitoring including any improvements.
3. Self Evaluation
 - a. Describe the effect programs have in solving neighborhood and community problems.
 - b. Describe progress in meeting priority needs and specific objectives and help make community's vision of the future a reality.
 - c. Describe how you provided decent housing and a suitable living environment and expanded economic opportunity principally for low and moderate-income persons.
 - d. Indicate any activities falling behind schedule.
 - e. Describe how activities and strategies made an impact on identified needs.
 - f. Identify indicators that would best describe the results.

- g. Identify barriers that had a negative impact on fulfilling the strategies and overall vision.
- h. Identify whether major goals are on target and discuss reasons for those that are not on target.
- i. Identify any adjustments or improvements to strategies and activities that might meet your needs more effectively.

Program Year 4 CAPER Monitoring response:

1. The Community Development Program of Beaver County (CDP) kept records on its progress toward meeting the consolidated plan goals and on the statutory and regulatory compliance of each activity. For each activity authorized under the National Affordable Housing Act, the CDP used fiscal and management procedures that ensured program compliance, funds accountability and complete and accurate reporting to HUD. These programs are subject to the Single Audit Act. Similar procedures were followed for non-CDBG funded projects. The County was proactive in reassigning program funds as they became available. Beaver County continued to utilize the performance measurement system including the outcomes, indicators and accomplishments developed by HUD to monitor the productivity of its program. Subrecipient agreements were managed on an ongoing basis and were formally monitored on an annual basis.

2. All subrecipient projects were monitored and found to be in compliance with the requirements. The Project Managers reported on the progress of each project on a monthly or more frequent basis which resulted in projects being completed more expediently. In addition, to ensure the timeliness of expenditures, the Community Development Program conducted 6-month budget reviews of expenditures on projects, reviewed monthly IDIS and other financial reports, and examined projections based on active projects. To ensure that accomplishments are reported in a timely fashion, project data was updated in IDIS on a quarterly basis and IDIS data clean-ups were completed.

3. a. A substantial part or 88.29% of the program funding went directly to activities benefiting low income persons. These activities work to help to solve neighborhood and community problems through making suitable living environments, decent housing and economic opportunity available, accessible, affordable and sustainable for individuals, households and communities that are of low and moderate income. These projects helped their communities be better places for low and moderate income people in which to live. See the Financial Reports – PR26 and Supplement Section of this document for a list of specific activities that benefited low income persons.

b. The CDP of Beaver County made progress in meeting its highest priority needs and working toward its five year goals. Refer to the Housing and Community Development Table for accomplishments toward these goals. Please refer to the narrative General Questions Section under 1 a. and b. for a narrative of these accomplishments.

c. Please refer to the General Questions Section of this document for a narrative of these accomplishments.

- d. *There were no activities that fell behind schedule.*
- e. *The impact that activities made on identified needs are listed in the Housing and Community Development Table and in the narrative General Questions Section of this document.*
- f. *The indicators that the CDP used to best describe the results included the number of low and moderate income people or households benefited, the number of public facilities improved, the number of businesses assisted, the number of jobs created and the number of studies completed.*
- g. *The greatest barrier that had a negative impact on Beaver County meeting its goals was the lack of necessary financial resources. Despite this lack of resources, Beaver County continued its strategy of identifying sites that are physically suitable for the development of affordable housing and, where economically feasible, provided such sites with the necessary public infrastructure. The County pursued activities that enable low-income residents to obtain affordable housing and continued to provide homeownership and rehabilitation assistance programs that benefit low moderate income households.*
The County also pursued economic development activities that would produce jobs. However, because of the time that it takes to develop business parks, no jobs have been created yet. The County continues to encourage private investment as a match to public investment, so that it may maximize the opportunities provided through the entitlement funds.
- h. *Beaver County's goals continue to be on target for most activities' goal performance. Refer to the General Questions section of this document for information that identifies whether major goals are on target and a discussion of reasons for those that are not on target. For additional information on housing goals please refer to 1. under the Specific Housing Objectives in this document.*
- i. *Refer to the General Questions section of this document for information that identifies any adjustments or improvement to strategies and activities that might meet Beaver County's needs more effectively.*

Lead-based Paint

1. Describe actions taken during the last year to evaluate and reduce lead-based paint hazards.

Program Year 4 CAPER Lead-based Paint response:

1. *To continue compliance with federal requirements, the County identified categories of residents to be assisted, housing activities to be undertaken, and the programs and resources in support of those activities. As a result of Beaver County's training efforts, at least four contractors are certified as supervisors. Training continued on an as needed basis. The County secured the services of a certified firm to perform risk assessment,*

inspections and clearance testing on applicable properties. During the reporting period, 138 units were tested for lead-based paint before work began, with 50 of those units testing positive for lead-based paint. A certified contractor removed the lead-based paint before rehabilitation work began in the affected units.

HOUSING

Housing Needs

*Please also refer to the Housing Needs Table in the Needs.xls workbook.

1. Describe Actions taken during the last year to foster and maintain affordable housing.

Program Year 4 CAPER Housing Needs response:

1. Beaver County continued its successful housing rehabilitation initiatives. By offering opportunities for rehabilitation of older housing units owned or rented by low income households, the County was able to assist in the maintenance of affordable housing units and the preservation of neighborhoods. It is an important effort given the limited development of affordable housing units. Rehabilitation also assisted the elderly and disabled in making their homes adaptable to their special needs.

A total of 105 affordable housing units were rehabilitated or created through the County's CDBG, HOME and ACT 137 programs during the reporting period. 26 homes of low mod income people were rehabilitated through the Home Improvement program, 31 homes or apartments of extremely low mod income people were weatherized through the Energy Conservation program, and 32 homes of low income people were rehabilitated through the Emergency Home Improvement program. Seventeen low-income households and 2 non-low income households received homebuyer assistance to purchase their own homes. Six affordable rental housing units for households from 0%-60% MFI were constructed through HOME projects.

Beaver County continued to solicit proposals from qualified Community Housing Development Organizations (CHDO) and from private developers to develop new rental housing opportunities for low income households. During the reporting period one CHDO Beaver Falls Youth Network, Inc. was certified.

Specific Housing Objectives

1. Evaluate progress in meeting specific objective of providing affordable housing, including the number of extremely low-income, low-income, and moderate-income renter and owner households comparing actual accomplishments with proposed goals during the reporting period.

2. Evaluate progress in providing affordable housing that meets the Section 215 definition of affordable housing for rental and owner households comparing actual accomplishments with proposed goals during the reporting period.
3. Describe efforts to address "worst-case" housing needs and housing needs of persons with disabilities.

Program Year 4 CAPER Specific Housing Objectives response:

1. The total breakdown by household income is described in the Housing Needs Tables of this document. The breakdown for each program by household income is contained in the decent housing (DH) objective sheets included in this document under the Objectives tab. Please refer to #1 of the General Questions section of this document for information on the County's progress in meeting specific objectives pertaining to providing affordable housing.

2. The County created a total of 1075 Section 215 rental housing opportunities which is 98 less than the goal of 1173. Of all the rental opportunities, 35 were created through the CDBG and HOME funded programs. Four-hundred thirty-six (436) were created through public housing rehabilitation and 604 were created through the Housing Choice Voucher Program. The County created a total of 74 Section 215 owner housing opportunities which is 27 less than the goal of 101. All of the owner housing opportunities were created through the CDBG, HOME, ADDI and Act 137 funded programs. Please refer to #1 of the General Questions section of this document for information on the County's progress in meeting specific objectives pertaining to Section 215 housing opportunities.

3. The "worst-case" housing needs continue to be housing for young adult males and females (Ages 18-25) with co-occurring disorders, such as drug and alcohol with mental health issues. These are typically "hard to place" individuals who have failed in other programs and who have "burned bridges" with public housing and other affordable housing programs. Beaver County's Continuum of Care has supported the application of Supportive Services, Inc. through the 2009 Supportive Housing Program to provide tenant-based rental assistance which would assist this population. Unfortunately, this project was not funded. In FY 2009, Beaver County's Continuum of Care submitted an application and received funding for Supportive Housing funds for renewal of a project to assist 8 persons with "worst-case" housing needs.

The "worst case" housing needs have increased to now include homeless adult males, (35-60) many of whom have chemical dependency and/or mental health issues. Additionally, the men often have criminal backgrounds with offenses that make them ineligible for subsidized housing. To address this need, a sub-committee of the Housing and Homeless Coalition continues to advocate for a shelter for homeless men. Currently the sub-committee is working with the city of Beaver Falls, PA for a zoning waiver to open an 8 bed shelter, CROSSROADS. The CROSSROADS sub-committee is partnering with the leadership of a 100 year old men's shelter in an adjacent county, which is providing technical assistance as well as experienced staff to volunteer at the shelter.

Beaver County administered the Homeless Assistance Program funded through the Pennsylvania Department of Public Welfare. Through this program \$142,448 was spent to assist 3491 homeless and near-homeless persons with emergency shelter, transitional housing, rental assistance, utility arrearage assistance and other supportive services. In addition 465 persons were assisted through the Emergency Shelter Grant program where \$162,747 in ESG funds were used to fund supportive services, operations for shelters to avoid homelessness.

Public Housing Strategy

1. Describe actions taken during the last year to improve public housing and resident initiatives.

Program Year 4 CAPER Public Housing Strategy response:

1. The HACB continued ongoing renovations on its public housing units. To facilitate the identification of necessary renovation work at its public housing communities, the HACB worked closely with its tenant councils. Tenant councils met on a regular basis. Tenant council representatives were invited to attend Resident Advisory Board meetings at the Housing Authority's main office to provide input on issues related to public housing. For those developments without tenant councils, a representative recommended by the manager of the development was invited to attend and give input.

In addition, through the ARRA, the HACB was awarded \$3,968,129 to convert Stephen Phillips Homes into a new public housing development. The HACB was granted an Energy Performance Contract for \$5,200,000 to make energy improvements to all of its public housing units. These improvements included ensuring all units have energy star rated refrigerators, the replacement of all light fixtures-both fixed and the tenants own lamps-in the units with compact fluorescent light bulbs. Other energy efficiency improvements were made according to the needs of each development. These included replacing inefficient boilers and other heating systems with high efficiency ones, instituting measures such as caulking and insulation to reduce air infiltration, sealing building envelopes with caulking and renovation, and upgrading common area lighting by replacing regular light fixtures with high efficiency ones and installing motion detection systems to allow lights to come on only when movement is detected. Water conservation measures were completed in previous years.

In addition, the HACB received \$693,000 in competitive ARRA funds to complete the construction of four handicapped accessible apartments and to make the parking lot, office and public restrooms accessible at the Sheffield Towers development. The construction of 7 units at Steven Phillips Homes should be complete in FY 2010.

Barriers to Affordable Housing

1. Describe actions taken during the last year to eliminate barriers to affordable housing.

Program Year 4 CAPER Barriers to Affordable Housing response:

- 1. Please refer to the Barriers to Affordable Housing Tab of this document for this information.**

HOME/ American Dream Down Payment Initiative (ADDI)

1. Assessment of Relationship of HOME Funds to Goals and Objectives
 - a. Evaluate progress made toward meeting goals for providing affordable housing using HOME funds, including the number and types of households served.
2. HOME Match Report
 - a. Use HOME Match Report HUD-40107-A to report on match contributions for the period covered by the Consolidated Plan program year.
3. HOME MBE and WBE Report
 - a. Use Part III of HUD Form 40107 to report contracts and subcontracts with Minority Business Enterprises (MBEs) and Women's Business Enterprises (WBEs).
4. Assessments
 - a. Detail results of on-site inspections of rental housing.
 - b. Describe the HOME jurisdiction's affirmative marketing actions.
 - c. Describe outreach to minority and women owned businesses.

Program Year 4 CAPER HOME/ADDI response:

1.a. \$37,026 in HOME 2008 funds and \$200,314 in HOME 2007 funds were used for Grant House and Friendship Commons, two rehabilitation activities that, when completed, will result in a total of 31 affordable housing units. \$695,393 in HOME 2008 funds and \$644,484 in HOME 2009 funds were used to complete Stone Edge Phase 3 and Marratta Apartments, two new construction activities that resulted in 4 housing units being rented to households with 60% or less MFI and one unit rented to a household between 60% and 80% MFI. In FY 2009, \$92,395 was utilized to assist 29 households with tenant-based rental assistance all of which were very low income households (< 30% MFI). \$8,518 in ADDI funds and was spent in FY 2009 to assist 3 low-moderate income first time homebuyer households (50% to 80% MFI), and \$91,573 in Act 137 funds was spend to assist 12 additional first time homebuyer households.

2.a. Refer to the HOME Match Report tab for this document.

3.a. The HOME MBE and WBE Report is attached under the MBE WBE Reports for CDBG and HOME tab of this document.

4.a. Affordable units were inspected during the reporting period by the Housing Coordinator for the CDP. All properties met Minimum Housing Quality Standards (HQS) and provided safe, affordable, quality rental housing. Copies of the inspection reports are maintained on file in the offices of the Community Development Program. The following HOME-funded rental housing properties were inspected during the reporting year:

- Riverview Apartments
- Gerry Roppo McMinn I
- Westbridge Apartments
- McGuire Homes
- Murphy Oliker Building
- 7th Avenue Opacic Development
- HELP 705 Jefferson Street
- Gerry Roppo 23rd St Phase I Aliquippa
- Harbor Point 344 Elm St
- Harbor Point 1501 6th
- Harbor Point 631 Beaver Road
- Gerry Roppo 23rd St. Phase II Aliquippa
- Keller Autumnwood Place Rochester
- Supportive Services Sheridan Place (2018)
- Alum Ridge (YMCA New Brighton)
- Whipple Court III (2020)
- Koppel Elderly Housing (2020)
- Beaver Village (2019)
- Stone Edge Apartments
- Mayfield Manor (2015)
- Mayfield Terrace (2027)

b. In accordance with Beaver County's commitment to non-discrimination and equal opportunity in housing, the County has established procedures to affirmatively market housing units rehabilitated or assisted under the HOME Investment Partnerships Program. These procedures are intended to further the objectives of Title VIII of the Civil Rights Act of 1968 and Executive Order 11063. Beaver County believes that individuals of similar economic levels in the same housing market area should have a similar range of housing choices available to them regardless of their race, color, religion, sex, familial status, handicap, or national origin. Individuals eligible for public housing assistance or individuals who have minor children should also have a similar range of housing choices available to them. Beaver County implemented this policy through affirmative marketing procedures designed for the HOME Investment Partnerships Program. All participants in the HOME program must agree in writing to abide by the County's Affirmative Marketing Policy. The Affirmative Marketing Policy becomes part of the loan agreement that is signed by the owner of a rental project. CHDOs' and other subrecipients' agreements specify the Affirmative Marketing Procedures that must be followed. Under the ADDI program, Housing Opportunities, the organization that conducts the First-Time Homebuyer program, and the HACB distributed brochures describing the program to residents, tenants, and families that were potentially

eligible. Brochures were also given to lending institutions for distribution.

c. Beaver County continues to work with WBE and MBE developers, consultants and contractors in the HOME program whenever possible. See the MBE WBE Reports CDBG and HOME tab of this document.

HOMELESS

Homeless Needs

*Please also refer to the Homeless Needs Table in the Needs.xls workbook.

1. Identify actions taken to address needs of homeless persons.
2. Identify actions to help homeless persons make the transition to permanent housing and independent living.
3. Identify new Federal resources obtained from Homeless SuperNOFA.

Program Year 4 CAPER Homeless Needs response:

1. Beaver County continues to support efforts to address homeless issues by providing assistance to human service agencies through the Emergency Shelter Grant Program, the PA Homeless Assistance Program, and the PA Act 137 Housing Trust Fund. Homeless issues are addressed on a case-by-case basis to serve needs specific to the individual or family.

The County funds a homeless helpline that operates 24 hours a day, seven days a week. The hotline offers referrals specific to the individual caller's needs.

The County employs a database system of tracking housing requests for homeless and near homeless individuals. The HMIS was instituted to better track homelessness. In FY 2009, 1,282 people were assisted through the HMIS program.

2. In 2009, Friendship Homes continued a permanent housing program for homeless individuals and families, provided on a countywide, scattered site basis. The program, managed by the local Salvation Army, continues to expand. Currently Friendship Homes operates 12 units with a total of 34 beds. Program participants are admitted with an emergency homeless need. Participants work with a case manager to identify issues that are keeping them from obtaining self-sufficiency. While in the program, the individual receives services in the identified areas of need, such as employment training, family relationships, daily living skills, budgeting, drug and alcohol counseling and/or mental health services. Although Friendship Homes is structured as a permanent housing program, the ultimate goal of the program is to assist the individuals to reach their goal of achieving independence as a private renter or homeowner.

In addition, the Housing Specialist attended training from National City Bank regarding its Family Savings Accounts program, which provides extensive financial planning to low income families who participate in its program.

The County also continued to support permanent housing for homeless through programs operated by Supportive Services and Harbor Point Housing.

The County Housing Specialist worked closely with the State Hospital Oversight Panel of Beaver County Behavioral Health to successfully transition residents from Mayview State Hospital to permanent supportive housing. The hospital closed in December 2008.

3. During FY 2009 Beaver County continued its formal HMIS system. The system "went live" in FY 2006 and is the current countywide database. Unfortunately, because of the confidentiality regulations the system is unable to share "real time" information and will not eliminate the duplication of counts of some homeless. The system does provide valuable information regarding vacancies and available services. The system also allows the County to generate reports that will assist in determining successes and identifying service or program needs.

In FY 2009, a total of \$1,036,069 was awarded through the Homeless SuperNOFA to continue the following programs:

- **HACB, awarded \$37,880 to continue the formal HMIS system**
- **Harbor Point Housing, awarded \$82,564 for the Freedom Project which provides housing and supportive services to individuals with mental health disabilities and families with a member who has a mental health disability**
- **Supportive Services, Inc. awarded \$175,561 for Melrose Place which provides housing and supportive services for elderly persons with mental health disabilities**
- **Supportive Services, Inc. awarded \$391,422 for Stone Harbour which provides housing and supportive services for people with a mental health and a drug or alcohol diagnosis being released from jail**
- **Supportive Services, Inc. awarded \$164,430 for its Young Consumers program which provides housing and supportive services to people age 18-25 with mental health disabilities**
- **The Salvation Army, was awarded \$184,212 for its Friendship Homes program which provides permanent housing with supportive services to homeless individuals and families on a countywide, scattered site basis.**

- **\$400,000 in additional monies was awarded through the competitive bonus process of the CoC application to fund two new projects which will provide housing to 6 formerly homeless households in which at least one adult has a disability.**

Specific Homeless Prevention Elements

1. Identify actions taken to prevent homelessness.

Program Year 4 CAPER Specific Housing Prevention Elements response:

1. The County has made great strides in the area of homeless prevention. The Homeless Helpline is currently managed by CONTACT Beaver Valley and is a 24 hour a day, seven day a week telephone helpline that is staffed to receive calls and make appropriate housing referrals through the use of the County's Homeless Resource Directory. The homeless resource directory was uploaded to a countywide database that is being used by social service agencies that assist the homeless. Twice a year the County updates and distributes a laminated emergency resource card with current contacts for housing, food, crisis and behavioral health needs.

The HMIS system continued to work with housing and service providers. The participating providers received training throughout the year to correct data quality issues.

The County continued to provide funding through state Homeless Assistance Program sources for homeless prevention through a rental assistance program. This program also provided assistance for utility and mortgage payment arrearages and down payment and security deposit costs.

The County Office of Veterans Affairs continued to provide support, including collaboration with the Pittsburgh area Vietnam Veterans Leadership Program that provides resources to veterans relating to homeless issues.

The HUD mandated Point in Time survey was completed on January 27, 2010.

The Housing Specialist worked closely with the Census Bureau in Beaver County to assist in counting homeless in the 2010 census

The Housing and Homeless Coalition has expanded its membership to include representation from adjacent counties, Allegheny, Lawrence and Butler in order to share information and resources as well as identify gaps in services. Representatives from Southwestern PA Legal Services, Allegheny Department of Health and Human Services, Southwestern PA Aids Planning Coalition and the Homeless Children's Initiative attend monthly meetings of the Coalition.

The Homeless Prevention Rapid Rehousing Program assisted 588 families with 1341 persons in those families, distributing \$239,000 in financial assistance to prevent homelessness.

Emergency Shelter Grants (ESG)

1. Identify actions to address emergency shelter and transitional housing needs of homeless individuals and families (including significant subpopulations such as those living on the streets).
2. Assessment of Relationship of ESG Funds to Goals and Objectives
 - a. Evaluate progress made in using ESG funds to address homeless and homeless prevention needs, goals, and specific objectives established in the Consolidated Plan.
 - b. Detail how ESG projects are related to implementation of comprehensive homeless planning strategy, including the number and types of individuals and persons in households served with ESG funds.
3. Matching Resources
 - a. Provide specific sources and amounts of new funding used to meet match as required by 42 USC 11375(a)(1), including cash resources, grants, and staff salaries, as well as in-kind contributions such as the value of a building or lease, donated materials, or volunteer time.
4. State Method of Distribution
 - a. States must describe their method of distribution and how it rated and selected its local government agencies and private nonprofit organizations acting as subrecipients.
5. Activity and Beneficiary Data
 - a. Completion of attached Emergency Shelter Grant Program Performance Chart or other reports showing ESGP expenditures by type of activity. Also describe any problems in collecting, reporting, and evaluating the reliability of this information.
 - b. Homeless Discharge Coordination
 - i. As part of the government developing and implementing a homeless discharge coordination policy, ESG homeless prevention funds may be used to assist very-low income individuals and families at risk of becoming homeless after being released from publicly funded institutions such as health care facilities, foster care or other youth facilities, or corrections institutions or programs.
 - c. Explain how your government is instituting a homeless discharge coordination policy, and how ESG homeless prevention funds are being used in this effort.

Program Year 4 CAPER ESG response:

1. ***During the reporting period, Beaver County used its annual Emergency Shelter Grants (ESG) fund allocation to help address various homeless issues in the County. The County budgeted ESG funds for homeless facility operating costs. There were no specific plans to open any new emergency shelters with ESG funds. The County's focus was the***

implementation of strategies to assist homeless individuals and families through the provision of transitional housing opportunities.

Beaver County continued to invest its ESG entitlement in a timely manner. To ensure timeliness expenditure of funds, these projects are monitored monthly by the project manager. In addition, the ESG application process is completed and contracts awarded within 10 months of the award to the County so that funds can be expended prior to the deadline. The projects are proceeding in a reasonable manner and it is expected that all funds will be expended with the 24 month period.

The very limited funding resources received by the County were distributed to several local non-profit organizations that have demonstrated excellent administrative capacity. In addition to providing assistance to homeless families and individuals through these organizations, the County also establishes a priority for assisting those who are at risk of becoming homeless. These families and individuals are typically provided financial assistance to pay for rent and utilities in order to remain in their current homes. Preventing homelessness in these situations can often require fewer financial resources in the long-term.

2. a. These activities address the objective of making decent housing accessible and/or affordable to low moderate income persons. Through non-profit organizations and other public agencies, Beaver County spent \$158,936 in ESG funds to provide assistance to the homeless population and those at risk of becoming homeless. One thousand two-hundred eighty-two (1,282) homeless persons were provided case management. This number increased from 1109 in FY 2008 due to better reporting and increased need. Refer to DH-1 Outcome Sheets under the Objectives tab for further information.

To ensure that all ESG funds are expended within the 24-month period required by Federal regulation, all projects are monitored monthly by the project manager; and agencies are required to submit monthly invoices. In addition, the ESG application process is completed and contracts awarded within 10 months of the award to the County so that funds can be expended prior to the deadline.

b. Three-hundred nineteen (319) people in extremely low income households (<30% MFI) were provided emergency shelter and 86 people with extremely low income were provided transitional housing.

3. A total of \$144,990 in ESG program expenditures was matched with a total of \$2,651,899 in other grant funds, fundraising and donated goods. The following matching funds or in-kind services were secured for the ESG program expenditures during the reporting period. No volunteer service hours were used as match during the reporting period. ESG expenditures were matched:

- by Beaver County Community Housing Development Organization, Inc. (BCCHDO) with \$12,800 from a golf outing.**

- **by Supportive Services Inc. with \$1,394,890 in funding from the local MH/MR office and donations of bakery goods worth approximately \$104,000 from a local grocery store chain.**
- **by Harbor Point Housing with \$931,603 from the local MH/MR office**
- **by the Salvation Army with \$200 in donations.**
- **by the Women's Center of Beaver County were matched with \$208,406 in Pennsylvania Coalition Against Domestic Violence funds.**

4. Beaver County is not a state entity therefore this item is not applicable.

5. a. Beaver County spent \$144,990 on shelter operations that served 405 people and \$16,763 on ESG administration. No funds were spent on essential services. There were no problems in collecting, reporting or evaluating the reliability of this data.

The County granted and expended its ESG funds on shelter operations as follows:

- **Beaver County Community Housing Development Organization, Inc. (BCCHDO) was granted \$35,000 (ESG 08) on May 14, 2009 and expended a total of \$31,157 (ESG 08) during the reporting period.**
- **Supportive Services, Inc. was granted \$50,00 (ESG 08) on May 14, 2009 and expended \$36,073 (ESG 08) during the reporting period.**
- **The Salvation Army was awarded a grant of \$11,629 (ESG 08) on June 25, 2009 for supportive services. On June 25, 2009 the Salvation Army was awarded \$23,468 (ESG 08) for a matching grant for their Supportive Housing project. The total expenditure by the Salvation Army in FY 2009 was \$31,440 (ESG 08).**
- **The Women's Center was awarded was awarded \$46,319 (ESG 08) and expended \$46,319 (ESG 08) in FY 2009.**

b. i. Homeless Discharge Coordination. No ESG funds are used specifically for discharge coordination.

c. Formal discharge planning protocol has been implemented through the County's Continuum of Care process in the areas of foster care, health care, mental health and corrections. No ESG funds are used specifically in this effort.

COMMUNITY DEVELOPMENT

Community Development

*Please also refer to the Community Development Table in the Needs.xls workbook.

1. Assessment of Relationship of CDBG Funds to Goals and Objectives
 - a. Assess use of CDBG funds in relation to the priorities, needs, goals, and specific objectives in the Consolidated Plan, particularly the highest priority activities.
 - b. Evaluate progress made toward meeting goals for providing affordable housing using CDBG funds, including the number and types of households served.
 - c. Indicate the extent to which CDBG funds were used for activities that benefited extremely low-income, low-income, and moderate-income persons.
2. Changes in Program Objectives
 - a. Identify the nature of and the reasons for any changes in program objectives and how the jurisdiction would change its program as a result of its experiences.
3. Assessment of Efforts in Carrying Out Planned Actions
 - a. Indicate how grantee pursued all resources indicated in the Consolidated Plan.
 - b. Indicate how grantee provided certifications of consistency in a fair and impartial manner.
 - c. Indicate how grantee did not hinder Consolidated Plan implementation by action or willful inaction.
4. For Funds Not Used for National Objectives
 - a. Indicate how use of CDBG funds did not meet national objectives.
 - b. Indicate how did not comply with overall benefit certification.
5. Anti-displacement and Relocation – for activities that involve acquisition, rehabilitation or demolition of occupied real property
 - a. Describe steps actually taken to minimize the amount of displacement resulting from the CDBG-assisted activities.
 - b. Describe steps taken to identify households, businesses, farms or nonprofit organizations who occupied properties subject to the Uniform Relocation Act or Section 104(d) of the Housing and Community Development Act of 1974, as amended, and whether or not they were displaced, and the nature of their needs and preferences.
 - c. Describe steps taken to ensure the timely issuance of information notices to displaced households, businesses, farms, or nonprofit organizations.
6. Low/Mod Job Activities – for economic development activities undertaken where jobs were made available but not taken by low- or moderate-income persons
 - a. Describe actions taken by grantee and businesses to ensure first consideration was or will be given to low/mod persons.
 - b. List by job title of all the permanent jobs created/retained and those that were made available to low/mod persons.
 - c. If any of jobs claimed as being available to low/mod persons require special skill, work experience, or education, provide a description of steps being taken or that will be taken to provide such skills, experience, or education.
7. Low/Mod Limited Clientele Activities – for activities not falling within one of the categories of presumed limited clientele low and moderate income benefit
 - a. Describe how the nature, location, or other information demonstrates the activities benefit a limited clientele at least 51% of whom are low- and moderate-income.

8. Program income received
 - a. Detail the amount of program income reported that was returned to each individual revolving fund, e.g., housing rehabilitation, economic development, or other type of revolving fund.
 - b. Detail the amount repaid on each float-funded activity.
 - c. Detail all other loan repayments broken down by the categories of housing rehabilitation, economic development, or other.
 - d. Detail the amount of income received from the sale of property by parcel.

9. Prior period adjustments – where reimbursement was made this reporting period for expenditures (made in previous reporting periods) that have been disallowed, provide the following information:
 - a. The activity name and number as shown in IDIS;
 - b. The program year(s) in which the expenditure(s) for the disallowed activity(ies) was reported;
 - c. The amount returned to line-of-credit or program account; and
 - d. Total amount to be reimbursed and the time period over which the reimbursement is to be made, if the reimbursement is made with multi-year payments.

10. Loans and other receivables
 - a. List the principal balance for each float-funded activity outstanding as of the end of the reporting period and the date(s) by which the funds are expected to be received.
 - b. List the total number of other loans outstanding and the principal balance owed as of the end of the reporting period.
 - c. List separately the total number of outstanding loans that are deferred or forgivable, the principal balance owed as of the end of the reporting period, and the terms of the deferral or forgiveness.
 - d. Detail the total number and amount of loans made with CDBG funds that have gone into default and for which the balance was forgiven or written off during the reporting period.
 - e. Provide a List of the parcels of property owned by the grantee or its subrecipients that have been acquired or improved using CDBG funds and that are available for sale as of the end of the reporting period.

11. Lump sum agreements
 - a. Provide the name of the financial institution.
 - b. Provide the date the funds were deposited.
 - c. Provide the date the use of funds commenced.
 - d. Provide the percentage of funds disbursed within 180 days of deposit in the institution.

12. Housing Rehabilitation – for each type of rehabilitation program for which projects/units were reported as completed during the program year
 - a. Identify the type of program and number of projects/units completed for each program.
 - b. Provide the total CDBG funds involved in the program.
 - c. Detail other public and private funds involved in the project.

13. Neighborhood Revitalization Strategies – for grantees that have HUD-approved neighborhood revitalization strategies

- a. Describe progress against benchmarks for the program year. For grantees with Federally-designated EZs or ECs that received HUD approval for a neighborhood revitalization strategy, reports that are required as part of the EZ/EC process shall suffice for purposes of reporting progress.

Program Year 4 CAPER Community Development response:

1. a. Please see the Completed Projects tab of this document for a list of completed projects and the narrative in the General Questions section above. Please refer to the tab labeled Ongoing Projects of this document for a list of ongoing projects. Canceled projects are listed in the Canceled Projects Tab. Please see the tab labeled Objectives for the Objective and Outcome sheets which include all projects. The highest priority activities were Public Facilities and Improvements projects (including Parks, Recreational Facilities, Parking Facilities, Flood Drain Improvements, Water/Sewer Improvements, Street Improvements, and Sidewalks), Acquisition, Clearance, Public Services, Youth Services, Employment Training, Rehabilitation of Single Unit Residences, Rehabilitation of publicly or Privately-Owned Commercial/Industrial buildings, Non-Residential Historic Preservation, Commercial/Industrial Infrastructure and Development, Economic Development Technical Assistance, Planning Activities, General Program Administration and Fair Housing Activities. The amount of \$2,254,773 or 58% of \$3,873,900 in CDBG funds spent during the reporting period was expended on the highest priority projects in Beaver County.

b. Through the Emergency Home Improvement Program, repairs were made to:

- **3 elderly (2 persons with either person 62 years old or over) 6 small (2 persons, neither person 62 years old or over, or 3 or 4 persons) and no large (more than 4 persons) owner households with incomes less than 30% of Median Family Income**
- **8 elderly, 7 small and 1 large owner households with incomes between 30% and 50% of the Median Family Income**
- **No elderly, 5 small and 2 large owner households with incomes between 50% and 80% of the Median Family Income**

Through the Weatherization program, energy efficiency improvements were made to:

- **6 elderly, 2 small, no large and 8 disabled owner households with incomes less than 30% of Median Family Income**
- **3 elderly, 4 small, 1 large and 7 disabled renter households with incomes less than 30% of Median Family Income**

Through the Home Improvement Program repairs were made to:

- **1 elderly, 2 small, no large and no disabled owner households with incomes less than 30% of Median Family Income**

- **3 elderly, 6 small, no large and no disabled owner households with incomes between 30% and 50% of the Median Family Income**
- **4 elderly, 10 small, no large and no disabled owner households with incomes between 50% and 80% of the Median Family Income.**

The repairs to these homes allowed decent affordable housing to be sustained for these families.

c. A total of \$2,306,498 in CDBG funds or 88.29% was expended on activities that benefited extremely low-income, low-income, and moderate-income persons in Beaver County. Please refer to the Financial Reports PR26 & Supplement tab for more information.

2. a. No changes in program objectives were made in FY 2009. In 2009, expenditures for clearance and Demolition (Matrix Code 04) increased significantly over the amount spent in FY 2008 because of 2 emergency demolitions which were unanticipated.

The overall expenditures for Public Facilities and Improvements decreased by 32% in FY 2009. Even though Beaver County saw an great increase in expenditures for Neighborhood Facilities (Matrix Code 03E), this was more than offset by a decrease in expenditures for Park and Recreation facilities (Matrix Code 03F) and a decrease in expenditures for Streets (Matrix Code 03K). Two large Park and Recreation facilities expenditures were delayed due to waiting for other state and federal funding sources of funding that are also being used for the projects. Regarding the decrease in expenditures for the streets, the County, where practical, engineers and bids projects together. Some street projects were grouped together delaying expected expenditures.

A decrease in expenditures for public services resulted from the completion of a senior services project.

CDBG expenditures for Fair Housing (Matrix Code 21D) more than doubled in FY 2009 because a significant amount for the Fair Housing project was funded paid out of Act 137 funds the year before.

3. a. Beaver County made an application and received the federal entitlement funds as listed in the Consolidated Plan. It was granted \$3,891,310 in CDBG funds, \$851,281 in HOME funds and \$171,174 in ESG funds. Beaver County received \$1,036,069 in Supportive Housing Program funding. The following funds were applied for and/or received from the state of Pennsylvania:

- **PA Department of Public Welfare Homeless Assistance Program funds in the amount of \$143,886**
- **Work Ready Program funds in the amount of \$173,141**
- **Community Services Block Grant Program in the amount of \$389,499**

Local funding consisted of \$206,476 in Act 137 Affordable Housing funds.

b. The County issues Certifications of Consistency with the Consolidated Plan for HUD programs in a fair and impartial manner. The projects are reviewed in relationship to the goals and objectives of the Consolidated Plan. In addition, the County provides certifications to those entities submitting applications to HUD so that applications can be submitted in a timely manner. During the reporting period, the County certified the consistency of the Five Year and Annual PHA Plan of the HACB for Fiscal Year 2010. In addition, the County certified the consistency of the Hosanna Industries, Inc. 2010/2011 Rehabilitation Project, the Supportive Housing Program Application which included Stone Harbor, The Freedom Project, Melrose Place, Young Consumers, the Lenwood Project, Friendship Homes, Safety Net-TBRA and HMIS programs. The County certified Supportive Services, Inc. application for the Reliable Housing Apartments which is a HUD Section 811 Supportive Housing for Persons with Disabilities project. The County also certified Southwestern Pennsylvania Legal Services, Inc. application for the West Penn Rural Fair Housing Protection and Enforcement Initiative which is a HUD-Fair Housing Initiative Program.

c. The County continued its implementation of the Consolidated Plan. The activities implemented were a part of the Consolidated Plan and were determined through the Citizen Participation process as well as through the application process. Beaver County did not hinder implementation of the Consolidated Plan by action or willful inaction.

4. a. All funds were used to meet national objectives.

b. During the reporting period, the expenditures complied with overall benefit certification.

5. a. b. and c. No activities undertaken during the reporting period resulted in resident displacement.

6. a. b. and c. During this reporting period, a total of \$420,644 in CDBG funds was spent on economic development activities. No low/mod jobs were created. The revolving loan program was canceled due to inactivity, however, a second microenterprise assistance program was added. Because of these occurrences, 25% more was spent on economic development activities in FY 2009 than in FY 2008. The design continued and environmental review for the Midland KOZ business park (Activity Nos. 1266 and 1339) was completed in this reporting year. It is anticipated that jobs will be created in 2013 when the business park is completed. \$94,968 was spent to provide technical assistance to 170 low income people who own or are starting microenterprises (Activity Nos. 1449, 1567 and 1597). Eight businesses were assisted. During the reporting period \$299,813 was spent on commercial façade rehabilitation projects (Activity Nos. 1537, 1546, 1592 and 1593). Eight facades were renovated. In FY 2009 25% more was spent on economic development activities due to the

7. a. All non-presumed low-moderate clientele activities require proof of income and all beneficiaries are determined to be in the low-moderate income ranges.

8. a. b. c. and d. Please refer to the Financial Reports PR26 & Supplement tab of this document.

9. a. b. c. and d. There were no activities that were disallowed during this period.

10. a. b. c. and d. Please refer to the Financial Reports PR26 & Supplement tab of this document.

e. There are no parcels of property owned by Beaver County or its subrecipients that have been acquired or improved using CDBG funds and are available for sale as of the end of this reporting period.

11. a. b. c. and d. No Lump Sum Agreements were made during the reporting period.

12. a. Please see #1.b. of this section of the narrative (Community Development Response).

b. A total of \$394,800 in CDBG funds was spent for housing rehabilitation.

c. No other public or private funds were used for these activities.

13. The U.S. Department of Housing and Urban development (HUD) has approved Neighborhood Revitalization Strategy Area (NRSA) submissions from both the City of Aliquippa and the City of Beaver Falls. In accordance with HUD requirements, the progress of the approved NRSA's is reported on by reference and linkages with the Consolidated plan as noted below.

Aliquippa Neighborhood Revitalization Strategy:

Housing

The City of Aliquippa will seek to have additional owner-occupied homes rehabilitated through beaver County's Home Improvement Program. During the reporting period 3 homes were rehabilitated in the City of Aliquippa through the Home Improvement Program.

The City of Aliquippa will pursue its goal of increased homeownership via the Housing Authority of Beaver County Homeownership Program. Beaver County Act 137 funds will be used in conjunction with Housing Authority funds, Federal Home Loan Bank funds and equity from a limited partnership to stimulate homeownership in Aliquippa. These programs expect to assist households in Beaver County in FY 2009 via pre-purchase and post-purchase counseling, down payment/closing cost assistance and appraisal gap subsidies. Residents of Aliquippa are referred to the First Time Homebuyer Program.

The Consolidated Plan includes \$75,000 for one project for spot demolition/clearance projects of structures throughout the city. Removal of vacant dilapidated structures eliminated blighting influences and potential

safety hazards, thereby improving the quality of life for area residents. \$82,704 was spent during the reporting year on 3 ongoing clearance activities.

Economic Development

The Consolidated Plan contains \$135,000 for Main Street planning to assist ten county business districts. The Aliquippa Franklin Avenue Development Committee participates in Beaver County's Main Street Network in revitalizing the City's Central Business District (CBD) and making it a more economically viable business district. In FY 2009, Aliquippa participated in the County's Main Street Network program.

The Consolidated Plan contains \$350,000 for façade improvements in 10 county business districts. The Aliquippa Franklin Avenue Development Committee participates in Beaver County's Façade Improvement Program. In FY 2009, 1 Façade renovation project was completed in Aliquippa. The Franklin Avenue Development Committee also participated in Beaver County's Architectural Conceptual Design Program.

Infrastructure

The Consolidated Plan did not include any additional infrastructure improvement projects in the City of Aliquippa. In FY 2009, a total of \$52,909 was spent to complete two storm sewer improvement projects. \$48,100 was spent on the completion of 2 and the continuation of 1 neighborhood facility improvement project.

Supportive Services

The County's Consolidated Plan includes \$171,174 to support non-profit organizations that provide emergency housing to homeless individuals and families, help prevent homelessness and eviction, provide transitional housing or create permanent housing. These organizations include the Women's Center, Supportive Services and Beaver County Community Housing Development Organization, Inc. Clients of these non-profit agencies include the city of Aliquippa residents. In FY 2009, \$144,990 in ESG funds was spent on these activities.

Beaver Falls Neighborhood Revitalization Strategy

Housing

Based on past participation levels, the City of Beaver Falls can expect to have additional owner-occupied homes rehabilitated through Beaver County's Home Improvement Program. During the reporting period, 3 single family homes were rehabilitated through the Home Improvement Program.

The City of Beaver Falls will pursue its goal of increased homeownership via the Beaver County Housing Authority's Homeownership Program. Beaver County Act 137 funds will be used in conjunction with Housing Authority

funds, Federal Home Loan Bank funds and equity from a limited partnership to stimulate homeownership in Beaver Falls. These programs expect to assist households in Beaver County in FY 2009 via pre-purchase and post-purchase counseling, down payment/closing cost assistance and appraisal gap subsidies. In FY 2009, residents of Beaver Falls were referred to the First Time Homebuyer Program.

Economic Development

The Consolidated Plan contains \$135,000 for Main Street planning to assist ten county business districts in revitalizing and increasing the economically viability of their business districts. In FY 2009, Beaver Falls Business District Authority Beaver Falls received services through the County's Main Street Network program.

The Consolidated Plan contains \$350,000 for façade improvements in 10 county business districts. The Beaver Falls Business District Authority participates in Beaver County's Façade Improvement Program. In FY 2009, 2 façade renovation projects were completed in Beaver Falls. The Beaver Falls Business District Authority also participates in Beaver County's Architectural Conceptual Design Program.

Infrastructure

The Consolidated Plan includes \$75,000 for street improvements in the City of Beaver Falls. A portion of this will be used to repave streets in the city's target Housing Improvement Area. These improvements will address poor street conditions in this area, improve the quality of life for area residents, and support housing development in the target area. In FY 2009, 3 street improvement projects were completed and 2 were underway in the City of Beaver Falls. A total of \$81,912 in CDBG funds was spent on these projects.

Supportive Services

The County's Consolidated Plan includes \$171,147 to support non-profit organizations that provide emergency housing to homeless individuals and families, help prevent homelessness and eviction, provide transitional housing or create permanent housing. These organizations include the Women's Center, Supportive Services and Beaver County Community Housing Development Organization, Inc. Many of the clients of these non-profit agencies live in the Beaver Falls area. In FY 2009, \$144,990 in ESG funds was spent on these activities.

Antipoverty Strategy

1. Describe actions taken during the last year to reduce the number of persons living below the poverty level.

Program Year 4 CAPER Antipoverty Strategy response:

1. **Beaver County, through the Community Services Program, is committed to supporting projects that have an impact on the causes of poverty in our communities and to work toward a holistic approach at combining efforts to promote and facilitate self-sufficiency.**

The County has utilized \$351,499 of the Community Services Block Grant to fund 6 services under a subcontract with 12 providers and to conduct administration of the program. The projects and/or services meet locally determined needs relevant to low income individuals/families and vulnerable population groups such as children, individuals with developmental disabilities, elderly, and persons with mental illness.

A list of the services for which funding was provided and the targeted populations that were served is as follows:

Self-Sufficiency

Beaver County Head Start (\$30,000 serving 30 individuals) This project engages a minimum of 30 "high risk" families in Beaver County in a process of problem solving using a "mentoring" model of intensive case management including counseling and development of an individual Family Service Plan. The "mentor"/social worker will remain involved with each family 3 months on average or longer as needed, identifying short and long term objectives with the families and educate them about community resources, advocating for themselves, and developing problem solving skills to meet future problems with strengthened personal skills.

Education

Beaver County Head Start (\$15,000 serving 600 individuals) "Project Start" provides drug, alcohol and violence abuse lessons in a classroom setting to low income children and their parents or guardians.

Emergency Services

The Women's Center of Beaver County (\$25,000 serving 190 individuals) "Sexual Assault/Domestic Violence Outreach Prevention Education" program provides education services to individuals from the community that are low income and/or a high risk for abuse and to current victims of abuse who have sought the center for help.

Contact Beaver Valley (\$25,00 serving 1,200 individuals) provides a telephone helpline, crisis intervention service and reassurance program staffed by trained volunteers who respond confidentially to human need 24 hours per day.

Employment

Beaver County Rehabilitation Center, Inc. (\$35 serving 40 individuals) provides employment training from initial assessment to competitive placement to low income individuals with disabilities.

The program also provides training for individuals to upgrade their current employment status.

Income Management

The Alliance for Consumer Protection (\$20,000 serving 200 individuals) provides consumer services to the client group including consumer credit counseling, budgeting and money management strategies, payment plans for debts, consumer education on making contracts, complaint-mediation, and consumer education about securing credit and loans.

Linkages

Big Brothers/Big Sisters of Beaver County (\$22,000 serving 225 individuals) provides services, transportation to training programs, education field trips and one-to-one mentors to disadvantaged youth who are not currently being served through the traditional Big Brothers / Big Sisters Program. The program also provides training and supervision to adult volunteers who will serve as mentors to the children.

Franklin Center (\$50,000 serving 1500 individuals) provides for basic human needs to low-income/working poor in Beaver County. Provision is made for medical equipment, clothing, furniture, appliances, Christmas gifts, rent/utility assistance and referral to other support agencies.

Neighborhood Legal Services Association (\$25,00 serving 450 individuals) provides service to high priority cases and to individual's participating in consumer clinics. The consumer clinic provides a means of training clients to assist them in resolving consumer problems such as debt collection and harassment. Free legal representation is made available for those whose problems progress to court proceedings.

Homemaker Home Health Services of Beaver County, Inc. (\$35,000 serving 45 individuals) Caregiver Relief Program provides a weekly respite to caregivers of low income residents with disabilities. The respite service is offered to the caregivers, free of charge, to provide time away from their responsibilities.

Franklin Center (\$25,000 serving 30 individuals) Outreach and Referral Service provides assistance to low income individuals in accessing information regarding energy assistance, community based workshops, job listings in cooperation with the Beaver County Job Center, and other social services programs.

Drug and Alcohol (\$10,000 serving 125 persons) Linkages to help increase their ability to remain addiction free and able to return to and maintain a productive life style.

Tiger Pause (\$11,499 serving 380 youth) Linkages to help youth establish friendship relationships with positive adult mentors.

Housing

Habitat for Humanity (\$25,000 serving 30 individuals) is a non-profit, self-help housing program that enables low-income persons to obtain housing. The program is designed to assist eligible persons to become self-sufficient through skills development and home ownership. Partner families are required to donate 500 (250 hours if single adult head of household) hours of "sweat equity" in their home and in other partner families' homes.

The Community Services Program of Beaver County also administers additional programs as follows:

Work Ready Program through a subcontract arrangement with the Beaver County Rehabilitation Center. The project has been very successful to date in assisting in the attainment of competitive employment for 90% of its referrals.

Homeless Assistance Program through subcontracts that are made with local social services.

NON-HOMELESS SPECIAL NEEDS

Non-homeless Special Needs

*Please also refer to the Non-homeless Special Needs Table in the Needs.xls workbook.

1. Identify actions taken to address special needs of persons that are not homeless but require supportive housing, (including persons with HIV/AIDS and their families).

Program Year 4 CAPER Non-homeless Special Needs response:

1. ***Unfortunately, the County received no state funding to rehabilitate housing units for persons with disabilities during the reporting period.***

The HACB continued to implement its Section 504 Assessment recommendations. With an overall goal of making 5% of the public housing stock accessible to persons with disabilities, the Housing Authority received approval for its Section 504 plan from HUD in March 2005. Construction or renovation of 4 units was completed in FY 2009 to meet Uniform Federal Accessibility Standards (UFAS) to bring the total of accessible units to 98. In addition, the HACB provided supportive services through 3 caseworkers who assisted 120 elderly residents with disabilities to remain in their residences.

Construction began on Westfield Towers, a Section 202 funded project which will provide 40 affordable housing units for the elderly in Hopewell. Passavant Homes, through a Section 811 funded project completed 19

additional units for people with developmental disabilities which included 8 in Aliquippa, 4 in Chippewa and 7 in Rochester. Passavant Homes, through Section 811 funded projects, also began construction on additional units in Beaver and Monaca for people with developmental disabilities.

The County continued providing CDBG assistance to the OVR New Hire Program. This program provides funding for administration of job training and placement services to persons with disabilities. During the reporting period 14 disabled adults were placed in jobs.

A total of \$46,684 was spent on 6 public facility improvements for handicapped accessibility. One project was completed and 5 were underway in FY 2009.

Fifteen low income disabled households were assisted through the County's Weatherization and Home Improvement Programs.

Through the Women's Center, 319 victims of domestic violence were provided shelter and supportive services.

Specific HOPWA Objectives

*Please also refer to the HOPWA Table in the Needs.xls workbook.

1. Overall Assessment of Relationship of HOPWA Funds to Goals and Objectives
Grantees should demonstrate through the CAPER and related IDIS reports the progress they are making at accomplishing identified goals and objectives with HOPWA funding. Grantees should demonstrate:
 - a. That progress is being made toward meeting the HOPWA goal for providing affordable housing using HOPWA funds and other resources for persons with HIV/AIDS and their families through a comprehensive community plan;
 - b. That community-wide HIV/AIDS housing strategies are meeting HUD's national goal of increasing the availability of decent, safe, and affordable housing for low-income persons living with HIV/AIDS;
 - c. That community partnerships between State and local governments and community-based non-profits are creating models and innovative strategies to serve the housing and related supportive service needs of persons living with HIV/AIDS and their families;
 - d. That through community-wide strategies Federal, State, local, and other resources are matched with HOPWA funding to create comprehensive housing strategies;
 - e. That community strategies produce and support actual units of housing for persons living with HIV/AIDS; and finally,
 - f. That community strategies identify and supply related supportive services in conjunction with housing to ensure the needs of persons living with HIV/AIDS and their families are met.
2. This should be accomplished by providing an executive summary (1-5 pages) that includes:
 - a. Grantee Narrative
 - i. Grantee and Community Overview

- (1) A brief description of your organization, the area of service, the name of each project sponsor and a broad overview of the range/type of housing activities and related services
 - (2) How grant management oversight of project sponsor activities is conducted and how project sponsors are selected
 - (3) A description of the local jurisdiction, its need, and the estimated number of persons living with HIV/AIDS
 - (4) A brief description of the planning and public consultations involved in the use of HOPWA funds including reference to any appropriate planning document or advisory body
 - (5) What other resources were used in conjunction with HOPWA funded activities, including cash resources and in-kind contributions, such as the value of services or materials provided by volunteers or by other individuals or organizations
 - (6) Collaborative efforts with related programs including coordination and planning with clients, advocates, Ryan White CARE Act planning bodies, AIDS Drug Assistance Programs, homeless assistance programs, or other efforts that assist persons living with HIV/AIDS and their families.
- ii. Project Accomplishment Overview
- (1) A brief summary of all housing activities broken down by three types: emergency or short-term rent, mortgage or utility payments to prevent homelessness; rental assistance; facility based housing, including development cost, operating cost for those facilities and community residences
 - (2) The number of units of housing which have been created through acquisition, rehabilitation, or new construction since 1993 with any HOPWA funds
 - (3) A brief description of any unique supportive service or other service delivery models or efforts
 - (4) Any other accomplishments recognized in your community due to the use of HOPWA funds, including any projects in developmental stages that are not operational.
- iii. Barriers or Trends Overview
- (1) Describe any barriers encountered, actions in response to barriers, and recommendations for program improvement
 - (2) Trends you expect your community to face in meeting the needs of persons with HIV/AIDS, and
 - (3) Any other information you feel may be important as you look at providing services to persons with HIV/AIDS in the next 5-10 years
- b. Accomplishment Data
- i. Completion of CAPER Performance Chart 1 of Actual Performance in the provision of housing (Table II-1 to be submitted with CAPER).
 - ii. Completion of CAPER Performance Chart 2 of Comparison to Planned Housing Actions (Table II-2 to be submitted with CAPER).

Program Year 4 CAPER Specific HOPWA Objectives response:

Beaver County was not a participant in the HOPWA program during the reporting period.

OTHER NARRATIVE

Include any CAPER information that was not covered by narratives in any other section.

Program Year 4 CAPER Other Narrative response:

Section 108 Accomplishments: The Section 108 Loan projects included streetscapes in Ambridge, New Brighton and Midland. At the end of FY 2007 the Ambridge Streetscape was complete benefiting 7682 people, 4382 of whom were low income. In FY 2009 both the New Brighton Streetscape and the Midland Streetscape were under construction. Please refer to the Section 108 Loan Report tab for additional information.



Fifth Program Year CAPER

The CPMP Consolidated Annual Performance and Evaluation Report includes Narrative Responses to CAPER questions that CDBG, HOME, HOPWA, and ESG grantees must respond to each year in order to be compliant with the Consolidated Planning Regulations. The Executive Summary narratives are optional.

Original Submission
These pages replaced
in original
document.

12-22-10

Q

The grantee must submit an updated Financial Summary Report (PR26).

FY 2009

GENERAL

Executive Summary

This module is optional but encouraged. If you choose to complete it, provide a brief overview that includes major initiatives and highlights that were proposed and executed throughout the first year.

Program Year 4 CAPER Executive Summary response:

Beaver County continues to support activities that will promote personal and economic well-being to our residents and the communities in which they live through the administration of the CDBG, HOME and ESG programs. As the County's designated Community Action Agency, the Community Services Program of Beaver County administers a comprehensive social service program that includes housing, youth programs, domestic violence programs, consumer services, etc. The County also continues to be an active member of the Housing and Homeless Coalition to identify and fill gaps in affordable housing and homelessness.

Beaver County has taken advantage of many of the opportunities afforded through the American Recovery and Reinvestment Act. As a HUD entitlement community, the County was awarded \$1,596,719 for the Homeless Prevention and Rapid Re-Housing Program (HPRP) and \$1,043,769 for the Community Development Block Grant-Recovery Program (CDBG-R).

The HPRP funds continue to be utilized to provide rental and utility assistance and supportive services to individuals facing homelessness. The CDBG-R Program will assist in grocery store development in the City of Beaver Falls. Road reconstruction is being done in the revitalization area of the Borough of Ambridge. The final block of an extensive streetscape project is being completed in the Borough of Midland and acquisition and demolition is being done in a blighted section of the City of Aliquippa's downtown in order to make way for a comprehensive revitalization initiative. Both of the programs have been approved by HUD and are now underway.

implementation of strategies to assist homeless individuals and families through the provision of transitional housing opportunities.

Beaver County continued to invest its ESG entitlement in a timely manner. To ensure timeliness expenditure of funds, these projects are monitored monthly by the project manager. In addition, the ESG application process is completed and contracts awarded within 10 months of the award to the County so that funds can be expended prior to the deadline. The projects are proceeding in a reasonable manner and it is expected that all funds will be expended with the 24 month period.

The very limited funding resources received by the County were distributed to several local non-profit organizations that have demonstrated excellent administrative capacity. In addition to providing assistance to homeless families and individuals through these organizations, the County also establishes a priority for assisting those who are at risk of becoming homeless. These families and individuals are typically provided financial assistance to pay for rent and utilities in order to remain in their current homes. Preventing homelessness in these situations can often require fewer financial resources in the long-term.

2. a. These activities address the objective of making decent housing accessible and/or affordable to low moderate income persons. Through non-profit organizations and other public agencies, Beaver County spent \$158,936 in ESG funds to provide assistance to the homeless population and those at risk of becoming homeless. One thousand two-hundred eighty-two (1,282) homeless persons were provided case management. This number increased from 1109 in FY 2008 due to better reporting and increased need. Refer to DH-1 Outcome Sheets under the Objectives tab for further information.

To ensure that all ESG funds are expended within the 24-month period required by Federal regulation, all projects are monitored monthly by the project manager; and agencies are required to submit monthly invoices. In addition, the ESG application process is completed and contracts awarded within 10 months of the award to the County so that funds can be expended prior to the deadline.

b. Two-hundred thirty-two (232) people in extremely low income households (<30% MFI) were provided emergency shelter and 94 people with extremely low income were provided transitional housing.

3. A total of \$174,990 in ESG program expenditures was matched with a total of \$2,651,899 in other grant funds, fundraising and donated goods. The following matching funds or in-kind services were secured for the ESG program expenditures during the reporting period. No volunteer service hours were used as match during the reporting period. ESG expenditures were matched:

- by Beaver County Community Housing Development Organization, Inc. (BCCHDO) with \$12,800 from a golf outing.**

- *by Supportive Services Inc. with \$1,394,890 in funding from the local MH/MR office and donations of bakery goods worth approximately \$104,000 from a local grocery store chain.*
- *by Harbor Point Housing with \$931,603 from the local MH/MR office*
- *by the Salvation Army with \$200 in donations.*
- *by the Women's Center of Beaver County were matched with \$208,406 in Pennsylvania Coalition Against Domestic Violence funds.*

4. Beaver County is not a state entity therefore this item is not applicable.

5. a. Beaver County spent \$174,990 on shelter operations that served 396 people and \$16,763 on ESG administration. No funds were spent on essential services. There were no problems in collecting, reporting or evaluating the reliability of this data.

The County granted and expended its ESG funds on shelter operations as follows:

- **Beaver County Community Housing Development Organization, Inc. (BCCHDO) was granted \$35,000 (ESG 08) on May 14, 2009 and expended a total of \$31,157 (ESG 08) during the reporting period.**
- **Supportive Services, Inc. was granted \$50,00 (ESG 08) on May 14, 2009 and expended \$36,073 (ESG 08) during the reporting period.**
- **The Salvation Army was awarded a grant of \$11,629 (ESG 08) on June 25, 2009 for supportive services. On June 25, 2009 the Salvation Army was awarded \$23,468 (ESG 08) for a matching grant for their Supportive Housing project. The total expenditure by the Salvation Army in FY 2009 was \$31,446 (ESG 08).**
- **The Women's Center was awarded was awarded \$46,319 (ESG 08) and expended \$46,319 (ESG 08) in FY 2009.**

b. i. Homeless Discharge Coordination. No ESG funds are used specifically for discharge coordination.

c. Formal discharge planning protocol has been implemented through the County's Continuum of Care process in the areas of foster care, health care, mental health and corrections. No ESG funds are used specifically in this effort.

COMMUNITY DEVELOPMENT

Community Development

*Please also refer to the Community Development Table in the Needs.xls workbook.



[Home](#) | [Help](#) | [Sign In](#)

[Track & Confirm](#)

[FAQs](#)

Track & Confirm

Search Results

Label/Receipt Number: **EH10 1702 820U S**
 Guaranteed Delivery Date/Time: **November 29, 2010, 3:00 PM**
 Class: **Express Mail®**
 Status: **Delivered**

Track & Confirm

Enter Label/Receipt Number.

[Go >](#)

Your item was delivered at 8:41 am on November 29, 2010 in PITTSBURGH, PA 15222. The item was signed for by P WHITEHEAD.

Detailed Results:

- Delivered, November 29, 2010, 8:41 am, PITTSBURGH, PA 15222
- Notice Left, November 29, 2010, 7:32 am, PITTSBURGH, PA 15222
- Arrival at Post Office, November 29, 2010, 7:15 am, PITTSBURGH, PA 15219
- Processed through Sort Facility, November 27, 2010, 7:25 pm, PITTSBURGH, PA 15290
- Acceptance, November 27, 2010, 10:55 am, BEAVER, PA 15009

Notification Options

Track & Confirm by email

Get current event information or updates for your item sent to you or others by email. [Go >](#)

Proof of Delivery

Verify who signed for your item by email, fax, or mail. [Go >](#)

				Customer Copy Label T1-B, March 2004	
Site Co.		UNITED STATES POSTAL SERVICE®		Post Office To Addressee	
EH 101702820 US		DELIVERY (POSTAL USE ONLY)		CUSTOMER USE ONLY	
ORIGIN (POSTAL SERVICE USE ONLY)		Delivery Attempt Time <input type="checkbox"/> AM <input type="checkbox"/> PM Employee Signature		PAYMENT BY ACCOUNT <input type="checkbox"/> WAIVER OF SIGNATURE (Domestic Mail Only)	
PO ZIP Code 15009	Day of Delivery <input checked="" type="checkbox"/> Next <input type="checkbox"/> 2nd <input type="checkbox"/> 2nd Del. Day	Postage \$ 34.45	Mo. Day Delivery Attempt Time <input type="checkbox"/> AM <input type="checkbox"/> PM Employee Signature	Additional merchandise insurance is void if customer requests waiver of signature.	
Date Accepted 11/27/10	Scheduled Date of Delivery Month 11 Day 29	Return Receipt Fee \$	Mo. Day Delivery Date Time <input type="checkbox"/> AM <input type="checkbox"/> PM Employee Signature	I wish delivery to be made without obtaining signature of addressee or addressee's agent (if delivery employee judges that article can be left in secure location) and I authorize that delivery employee's signature constitutes valid proof of delivery.	
No. Day Year 11 27 10	Scheduled Time of Delivery <input type="checkbox"/> Noon <input checked="" type="checkbox"/> 3 PM	COD Fee \$	Insurance Fee \$	FEDERAL AGENCY ACCT. NO. OR POSTAL SERVICE ACCT. NO.	
Time Accepted 11:00 AM	Military <input type="checkbox"/> 2nd Day <input type="checkbox"/> 3rd Day	Total Postage & Fees \$ 34.45		ACCEPTANCE EMP. INITIALS 11 RP	
Flat Rate <input type="checkbox"/> or Weight 11 lbs. 3.6 ozs.	Int'l Alpha Country Code	Acceptance Emp. Initials		NO DELIVERY <input checked="" type="checkbox"/> Weekend <input type="checkbox"/> Holiday <input type="checkbox"/> Mailer Signature	
FROM: (PLEASE PRINT) PHONE (724 847 - 5889) COMMUNITY DEVELOPMENT 1013 EIGHTH AVE BEAVER FALLS, PA 15010		TO: (PLEASE PRINT) PHONE (412 644 - 5846) JOHN TOLBERT, III U.S. DEPT. OF H. U. B. 1000 LIBERTY AVE SUITE 1000 PITTSBURGH, PA		ZIP + 4 (U.S. ADDRESSES ONLY. DO NOT USE FOR FOREIGN POSTAL CODES.) 1 5 2 2 2 + 4 0 0 4	
FOR PICKUP OR TRACKING Visit www.usps.com Call 1-800-222-1811				FOR INTERNATIONAL DESTINATIONS, WRITE COUNTRY NAME BELOW.	

COMMUNITY DEVELOPMENT PROGRAM OF BEAVER COUNTY



November 26, 2010

John E. Tolbert III, Director
Community, Planning and Development
U.S. Department of H.U.D.
Pittsburgh Area Office, Mid-Atlantic Region
339 Sixth Avenue
Pittsburgh, PA 15222-2515

Board of Commissioners
Tony Amadio, Chairman
Joe Spanik
Charles A. Camp

COMMUNITY DEVELOPMENT
PROGRAM OF
BEAVER COUNTY

RE: Submission of Beaver County's FY 2009 CAPER

1013 Eighth Avenue
Beaver Falls, PA 15010

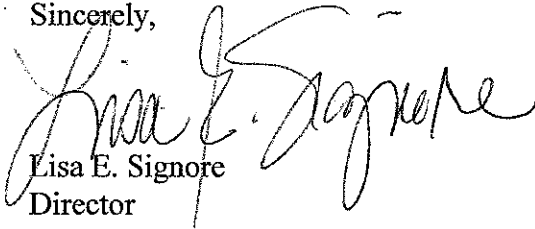
Dear Mr. Tolbert:

724-847-3889
800-339-0984

Enclosed are an original and five copies of Beaver County's FY 2009 CAPER.
Should you have any questions or require additional information, do not hesitate
to contact me.

724-847-3861 FAX
www.cdbg.info

Sincerely,


Lisa E. Signore
Director

LES/lt

Enclosure

CAPER

Consolidated Annual Performance and Evaluation Report

PA429007 Beaver County

For Fiscal Year 2009

Reporting Period:

September 1, 2009 through August 31, 2010

Submitted by:

**Community Development Program of Beaver County
1013 Eighth Avenue
Beaver Falls, PA
724-847-3889**

Contact Person:

Lisa E. Signore, Director

Display Period:

November 4, 2010 through November 19, 2010

Table of Contents

- 1. Narratives**
- 2. Housing Needs Table**
- 3. Homeless Needs Tables**
- 4. Housing & Community Development Table**
- 5. Non-Homeless Special Needs Table**
- 6. Objectives**
- 7. Completed Projects**
- 8. Ongoing Projects**
- 9. Canceled Projects**
- 10. Geographic Distribution Tables**
- 11. Proof of Public Display Notice**
- 12. Financial Reports - PR 26 & Supplement**
- 13. Barriers to Affordable Housing**
- 14. Home Match Report**
- 15. MBE WBE Reports for CDBG and HOME**
- 16. Analysis of Impediments to Fair Housing Choice**
- 17. Section 3 Reports CDBG & HOME**
- 18. Section 108 Loan Report**



Fifth Program Year CAPER

The CPMP Consolidated Annual Performance and Evaluation Report includes Narrative Responses to CAPER questions that CDBG, HOME, HOPWA, and ESG grantees must respond to each year in order to be compliant with the Consolidated Planning Regulations. The Executive Summary narratives are optional.

The grantee must submit an updated Financial Summary Report (PR26).

FY 2009 (REVISED)

GENERAL

Executive Summary

This module is optional but encouraged. If you choose to complete it, provide a brief overview that includes major initiatives and highlights that were proposed and executed throughout the first year.

Program Year 4 CAPER Executive Summary response:

Beaver County continues to support activities that will promote personal and economic well-being to our residents and the communities in which they live through the administration of the CDBG, HOME and ESG programs. As the County's designated Community Action Agency, the Community Services Program of Beaver County administers a comprehensive social service program that includes housing, youth programs, domestic violence programs, consumer services, etc. The County also continues to be an active member of the Housing and Homeless Coalition to identify and fill gaps in affordable housing and homelessness.

Beaver County has taken advantage of many of the opportunities afforded through the American Recovery and Reinvestment Act. As a HUD entitlement community, the County was awarded \$1,596,719 for the Homeless Prevention and Rapid Re-Housing Program (HPRP) and \$1,043,769 for the Community Development Block Grant-Recovery Program (CDBG-R).

The HPRP funds continue to be utilized to provide rental and utility assistance and supportive services to individuals facing homelessness. The CDBG-R Program will assist in grocery store development in the City of Beaver Falls. Road reconstruction is being done in the revitalization area of the Borough of Ambridge. The final block of an extensive streetscape project is being completed in the Borough of Midland and acquisition and demolition is being done in a blighted section of the City of Aliquippa's downtown in order to make way for a comprehensive revitalization initiative. Both of the programs have been approved by HUD and are now underway.

To complement the entitlement funds through the recovery initiatives, Beaver County is involved in the following activities funded through the Pennsylvania Department of Community and Economic Development for the following:

- **2008 Neighborhood Stabilization Program (NSP)\$1,291,682 - This project infuses funding into local municipalities, private organizations and other federal funds to revitalize "tipping point" communities through rehabilitation and new construction of housing for home ownership on properties experiencing foreclosure. Ten new housing units for qualified low-income individuals and families will be created. All properties have been purchased and are in various stages of development.**
- **Community Services Block Grant – Recovery \$629,954 - This program was completed on September 30, 2010. These funds were utilized to promote self-sufficiency through financial independence for low-income residents of the County.**
- **DCED HPRP\$279,682 - This program provides additional support services to individuals receiving assistance through the HUD entitlement HPRP program.**

General Questions

1. Assessment of the one-year goals and objectives:
 - a. Describe the accomplishments in attaining the goals and objectives for the reporting period.
 - b. Provide a breakdown of the CPD formula grant funds spent on grant activities for each goal and objective.
 - c. If applicable, explain why progress was not made towards meeting the goals and objectives.
2. Describe the manner in which the recipient would change its program as a result of its experiences.
3. Affirmatively Furthering Fair Housing:
 - a. Provide a summary of impediments to fair housing choice.
 - b. Identify actions taken to overcome effects of impediments identified.
4. Describe Other Actions in Strategic Plan or Action Plan taken to address obstacles to meeting underserved needs.
5. Leveraging Resources
 - a. Identify progress in obtaining "other" public and private resources to address needs.
 - b. How Federal resources from HUD leveraged other public and private resources.

c. How matching requirements were satisfied.
Program Year 4 CAPER General Questions response:

1. a. All projects are listed in tabs under Completed Projects, Ongoing Projects and Canceled Projects. The objective sheets reflect all of the projects that were completed, ongoing and canceled in FY 2009. 2009 Action Plan information is both in the objectives sheets as well as in the tables. This is because of the inherent design of the CPMP tool.

Case management services to homeless persons resulted from state HPRP funds which allowed the County to serve 405 persons which is 75 more than the 330 that was expected. In addition, the Homeless Management Information System (HMIS) tracked 1282 persons which is 952 more than the goal of 330. This increase can be attributed to better reporting by agencies and increased need. See Objective Sheet DH-1(6a).

Over the 5 years the County has invested \$790,287 on parks and recreation facilities projects which is \$160,000 or 26% more investment than the original goal of \$630,000. Twenty-five projects were funded which is more than twice the number of its original goal of 10. See Objective Sheets SL-1(2) and SL-3(2).

The rodent control program was more successful than anticipated. A total of 1,976 persons were served in FY 2009 which is 1055 more than last year's 921 and 1,676 more the anticipated goal of 300. See Objective Sheet DH-3(10).

Over the 5 years the County used \$338,632 for youth service activities which is \$88,632 or 36% more investment than the original goal of \$250,000. Seven projects were funded which is 2 more than the original goal of 5. See Objective Sheets SL-1(4) and SL-3(4a).

Over the 5 years the County has invested \$935,836 on sewer and water improvement projects which is \$125,836 or 16% more than the original goal of \$810,000. Twenty-two projects were funded which is 3 less than the original goal of 25. See Objective Sheets DH-1(13), SL-1(5), SL-1(5a), and SL-3(3a).

The County surpassed its 5-year goal of funding 25 street improvement projects by 17 for a total of 42. The total amount of funding it committed to these projects was \$1,125,000 which is \$593,000 or 35% less than the goal of \$1,718,000. The projects were smaller in scope than in the past.

Over the 5 years the County has invested \$343,604 on storm sewer projects which \$118,604 or 53% more investment than the original goal of \$225,000. Thirteen projects were completed which is 3 more than the original goal of 13. See Objective Sheets SL-1(11), SL-1(5a), SL-3(6), SL-3(6a) and SL-3(6b).

Over the 5 years the County has invested \$606,023 on Acquisition, Disposition and Clearance activities which is \$356,023 or 53% more than the originally anticipated investment of \$225,000. The anticipated number

of 20 properties were acquired or cleared. See Objective Sheets SL-3(9), SL-3(9a) and EO-1(3).

Over the 5 years the County has invested \$695,369 on economic development technical assistance for the Beaver County Main Street Network. This expenditure is \$605,369 more than the County's original goal of \$90,000. The program was expanded to incorporate a web-based database into in the technical services contract. See Objective Sheet EO-3(2).

b. Following is the listing of objectives and outcomes that have been developed from the five-year strategic plan and have been put into the Performance Measurement format. Please see specific sheets under the Objectives tab in this document for associated proposed accomplishments and performance measures. In the narrative, the Community Development project numbers are listed after each objective and outcome. Accomplishments made in FY 2009 are then described in the narrative. Listings of all projects completed, ongoing and canceled during the reporting period are included as tabbed sections in the CAPER document. Only completed projects are reported on the Housing and Community Development Table.

Following are the projects that were completed or ongoing at the end of FY 2009, grouped by Outcome and Objective:

To increase or improve the Availability and/or Accessibility of Decent Housing for Low Income Persons (DH-1) (HOME06, HOME07, HOME08, HOME09, ESG07, ESG08, Act 137, CD065511, CD064001, CD084800, CD095516, CD085516, CD084800, CD094000) Under this objective and outcome, using \$91,573 in Act 137 Funds and \$8,518 in ADDI, 11 households were assisted through the First-Time Homebuyer Assistance program.

The HOME program assisted the following projects which were completed in FY 2009:

- o Stone Edge Phase 2 which included 11 rental units which included 6 units for low income households*
- o Marratta Apartments, a duplex for 2 low income households*

The following projects, assisted with HOME funds were under construction during FY 2009:

- o Grant House was under construction and will include 7 units upon completion.*
- o Friendship Commons was under construction and will include 24 units for extremely low income frail elderly when complete.*

Emergency Shelter Grant (ESG) funding in the amount of \$152,889 assisted 375 homeless persons through the operation and rehabilitation of emergency shelters and 30 persons were assisted with transitional housing.

A total of \$53,664 in CDBG Funds was spent on this objective. One CDBG project to install sewer laterals of low income people in Rochester Township was underway (Matrix Code 14A). One CDBG project to install waterline laterals to the homes of low income people in North Sewickley was underway (Matrix Code 14A). One CDBG project to provide telehealth monitors for low income residents to remain in their homes was completed (Matrix Code 05A). One project providing sanitary sewer laterals to low income households was ongoing (Matrix Code 14A). The Homeless Management Information System (HMIS) was underway with CDBG funds (Matrix Code 05).

To increase the Affordability of Decent Housing for Low Income Persons (DH-2) (HOME08,) In FY 2009, a total \$36,041 in HOME funding was spent on this objective. In FY 2009, 16 additional low income households were assisted with tenant-based rental assistance through the HOME program (Matrix Code 05S).

To Sustain Decent Affordable Housing for Low Income Persons (DH-3) (CD065512, CD065500, CD075501, CD075502, CD075519, CD084501, CD085500, CD085501, CD085502, CD085506, CD085514, CD095500, CD095501, CD095502, CD095514, ESG07, ESG08, ESG09) In FY 2009, a total of \$766,869 in CDBG funding and \$144,990 in ESG funding was spent on this objective. The Rodent Control program provided rodent abatement services for low income people in Beaver County (Matrix Code 05). Please refer to the response to #1.b. in the Community Development Section of this narrative for further information on CDBG-funded programs that rehabilitate the homes of low-mod income renters and owners (Matrix Code 14A).

To increase or improve the Availability and/or Accessibility of Suitable Living Environments for Low Income Persons (SL-1) (CD060104, CD060503, CD063701, CD064801, CD065507, CD073000, CD075506, CD075300, CD075512, CD075514, CD080501, CD081500, CD081600, CD083600, CD085300, CD090502, CD090700, CD093502, CD095300, CD095506, CD095510, CD095519) In FY 2009, a total of \$272,918 in CDBG funds was spent on activities for this objective and outcome. An electronic display system for a school district and a handicap accessibility project were completed (Matrix Code 03). An asbestos remediation project and an embankment stabilization project were ongoing (Matrix Code 03). One project to renovate a center for people with disabilities was ongoing (Matrix Code 03B). One youth center improvement project was ongoing (matrix code 03D). Two projects to improve neighborhood facilities were ongoing (Matrix Code 03E). 1 park and recreation improvement projects was completed and 5 park and recreation facilities improvement projects were ongoing (Matrix Code 03F). Four sewer projects were ongoing (Matrix Code 03J). One roadway improvement project was ongoing and one was completed (Matrix Code 03K). One sidewalk improvement project was completed (matrix Code 03L). Two youth service programs were completed and one was ongoing (Matrix Code 05D).

To increase the Affordability of Suitable Living Environments for Low Income Persons (SL-2). There are no objectives or outcomes identified under this goal.

To Sustain Suitable Living Environments for Low Income Persons (SL-3) (CD050203, CD051400, CD060100, CD060102, CD060300, CD060400, CD061600, CD062201, CD063501, CD063700, CD064800, CD065200, CD065514, CD070103, CD070104, CD070201, CD070500, CD070501, CD070502, CD070503, CD072600, CD073300, CD073500, CD073700, CD073701, CD075517, CD080100, CD080101, CD080201, CD080500, CD081100, CD081200, CD082200, CD083300, CD083500, CD083701, CD084500, CD084700, CD085505, CD085511, CD085517, CD090200, CD090201, CD090300, CD090500, CD091500, CD092200, CD093501, CD093700, CD095504, CD095505, CD095517, CD095518) In FY 2009, a total of \$964,077 in CDBG funds was spent on this objective and outcome. One campus public facilities project was completed (Matrix Code 03). An engineering project and a bridge replacement project were ongoing (Matrix Code 03). Renovation of one center that serves handicapped people was underway (Matrix Code 03B). Three neighborhood facilities improvement projects and 1 library renovation were completed (Matrix Code 03E). Three neighborhood facilities improvement projects and 3 library renovations were underway (Matrix Code 03E). Two park and recreation facilities improvement projects were ongoing (Matrix Code 03F). Six water and sanitary sewer projects were complete and 5 water and sanitary sewer projects were ongoing (Matrix Code 03J). Eight street improvement projects were completed and 12 street improvement projects were ongoing. Two street improvement projects were canceled (Matrix Code 03K). Eight sidewalk projects were ongoing (Matrix Code 03L). Five demolition projects were ongoing and one was completed (Matrix Code 04). One project to assist local community organizations in high minority concentration areas was completed and one was ongoing (Matrix Code 19C).

To increase or improve the Availability and/or Accessibility of Economic Opportunities for Low Income Persons (EO-1) (CD045509, CD055505, CD095507, CD085508, CD095507, CD085512, CD095511) In FY 2009 a total of \$245,817 was spent on this outcome and objective. One employment training services project was completed (Matrix Code 05H). Three microenterprise assistance projects were completed and one was ongoing (Matrix Code 18C). Two acquisition of commercial properties project remained open pending job creation (Matrix Code 01).

To increase Affordability in Economic Opportunities for Low Income Persons (EO-2) (CD075509) Three revolving loan projects were canceled this year due to inactivity (Matrix Code 18A).

To Sustain Economic Opportunities for Low Income Persons (EO-3) (CD075503, CD085503, CD085515, CD085503, CD095515) \$299,813 in CDBG funds was spent to rehabilitate 13 commercial façades. In addition, \$124,329 in CDBG funds was spent on technical assistance and staff support for 10 local revitalization organizations.

To benefit the citizens of Beaver County through planning activities and studies (O-1) (CD052200, CD052201, CD045519, CD045529, CD055504, CD030503, CD040503, CD045526, CD054702, CD035514, CD030202,

CD040200, CD040100, CD032500) Two planning studies were completed and two planning studies were ongoing (Matrix Code 20).

c. The number of low-income first-time homebuyers was 15 which is about 52% of the anticipated number of 25. The mortgage foreclosure crisis continues to negatively impact the first-time homebuyer program. Bank activity in the area of higher risk mortgage lending continued to be inadequate, the credit score requirement remained high, and banks no longer offered 100% financed mortgages. See Objective Sheet DH-1(1).

With regard to public housing goals, HUD's self-sufficiency program continued its exemption based on lack of participation in FY 2009. See Objective Sheet DH-1(2).

Beaver County Behavioral Health's (BCBH) program for the construction of affordable rental housing for BCBH customers continued to fall short by the 22 units anticipated due to lack of developer interest. See Objective Sheet DH-1(3a).

Only 6 of 35 HOME units were completed in FY 2009, the remaining 19 are under construction and should be completed in FY 2010. See Objective Sheet DH-1(3).

Because the state discontinued the Home Modification Program (HMP), Beaver County was unable to fund handicapped accessibility improvements to owner-occupied housing units other than through the Emergency Home Improvement Program (EHIP). See Objective Sheet DH-1(8). Addressing accessibility through EHIP reduces the amount of funds dedicated to emergency replacement of furnaces, hot water heaters, gas lines, etc.

For sidewalk improvements [Matrix Code 03L and Objective Sheet SL-3(5)] only \$542,762 or 68% of its 5 year goal of \$810,000 has been spent. Three large projects which would have normally been funded with CDBG entitlement money were funded through a Section 108 Loan, PennDot and DCED funds.

For parking facilities improvements, [Matrix Code 03G and objective sheet SL-1(1)], \$73,551 or 28% of the anticipated five-year amount of \$270,000 was spent on this goal. Fewer requests were made for this type of project than anticipated and no requests or expenditures were made for this type of project in FY 2009.

For general public improvements (Matrix Code 03), the County spent \$166,692 which is only 9% of the anticipated five-year goal of \$1,800,000. This was because the projects requested were able to be categorized under more specific matrix codes. See Objective Sheets SL-1(3) and SL-3(7).

For microenterprise assistance, [Matrix Code 18C and objective sheet EO-1(2)] the County has spent \$183,336 or 60% of the anticipated five-year goal of \$200,000. An agency providing services did not require as much funding as originally anticipated.

The revolving loan programs to businesses were canceled this year due to inactivity in the program [Matrix Code 18A and Objective Sheet EO-2(1)]. Upon discussion with the Subrecipient agency administering the program it was discovered that the need for low interest loans for microenterprises was being addressed through other, non-HUD funding.

Over five years, Beaver County used \$412,912 for planning activities and studies which is \$387,088 or 48% less than the goal of \$800,000. The County has received fewer applications for these activities and has closely monitored its admin/planning cap.

In addition, Beaver County has a total of 84 CDBG projects which have not yet been completed because most projects take two years to complete.

2. The HACB's Housing Choice Voucher Self-Sufficiency program was suspended due to the lack of interest in the program. Therefore the expected and actual numbers for Objective DH-1(2) are being reported as 0.

The County would change the goal associated with the Main Street Program [Objective sheet EO-3(2)] to be increased to \$135,000 per year or \$675,000 over five years.

The five-year goal to improve parking facilities [Matrix Code 03G and objective sheet SL-1(1)] was decreased in the 2010-2014 Consolidated Plan to \$100,000.

The five-year goal to provide sewer and waterline improvements was decreased in the 2010-2014 Consolidated Plan to \$450,000.

To reach the five-year goal to provide microenterprise assistance [Matrix Code 18C and objective sheet EO-1(2)] the County would continue to fund two projects.

3. Beaver County's most recent Analysis of Impediments to Fair Housing Choice was fully implemented in FY 2009. This was the first full year that the new Analysis of Impediments to Fair Housing Choice was in effect. Beaver County has renewed enthusiasm to help address the impediments, resulting in utilizing new avenues for information dissemination and a greatly improved relationship with Southwest PA Legal Services. These actions have enabled Beaver County to reach more people and enhance its tester program.

a. Refer to the Impediments to Fair Housing Choice tab for a table that includes a summary of impediments to fair housing choice.

b. Refer to the Impediments to Fair Housing Choice tab for the table that identifies actions taken in the current reporting year to overcome the effects of the impediments identified.

The HACB continued to counsel Section 8 tenants as to the location of units outside of areas of poverty or minority concentration and assist them to locate those units. The HACB also markets the Housing Choice Section 8 program to owners outside of areas of poverty or minority concentrations.

4. All of the activities carried out during the reporting period with CDBG, HOME, ESG, and other funds were implemented for the purpose of meeting underserved needs. These activities are described throughout the CAPER document. The work of the Community Development Program of Beaver County is based on the premise that federal and other leveraged funding resources will finance underserved needs. These needs are identified through the Consolidated Planning process. For example, affordable housing activities carried out by the Community Development Program of Beaver County benefit low and moderate income households. These households are targeted for homeownership opportunities because they are unable to secure funding on their own from local lending institutions. This has been identified as an underserved need and is the primary basis for the Community Development Program of Beaver County's activities.

5 a. In addition to CDBG, HOME and ESG funds, Beaver County has been successful in leveraging additional resources to carry out various projects during the reporting period. These resources include:

- Beaver County Community Services Block Grant funds of \$398,499 for anti-poverty and self-sufficiency programming**
- A grant for \$142,448 in Pennsylvania Homeless Assistance Program funds for case management services, bridge housing and rental assistance**
- Supportive Work funding in the amount of \$173,141 for a welfare reform initiative employment program.**

b. Local banks participated as limited partners in the Beaver County Homebuyers Program Partnership by making equity contributions as a source of interim financing for acquisition for rehabilitation or resale.

c. The county matched its HOME Program expenditures with \$220,132.58 of PA Act 137 funds, \$51,766.00 from Habitat for Humanity, and \$821,999.10 in carryover credit from prior years.

Managing the Process

- 1. Describe actions taken during the last year to ensure compliance with program and comprehensive planning requirements.**

Program Year 4 CAPER Managing the Process response:

1. The Community Development Program retained the responsibility of administering programs covered by the Consolidated Plan through direct project management and through agreements with subrecipients. CDBG funds were utilized to assist the County in achieving the three national objectives of the program. These objectives are to provide decent housing, create a suitable living environment and expand economic opportunities.

Effective program delivery is possible only with the assistance of local agencies and nonprofit organizations that provide insight into the needs of residents. The County continued to utilize the HUD performance measurement system. It has also used additional measurements that the HUD system did not provide so that each of the activities accomplished by the County can be appropriately measured.

Subrecipients included Geneva College, Beaver County Corporation for Economic Development, Starting Gate, The HACB, Housing Opportunities of Beaver County, Job Training for Beaver County, The Beaver Falls Youth Network and the Minority Coalition of Beaver County.

In addition, through contact with and monitoring by the HUD Pittsburgh Regional Field Office, the Community Development Program of Beaver County was assisted in ensuring compliance with requirements. Attendance by the Community Development Program staff at trainings and workshops also helped to enable the Community Development Program of Beaver County to better manage the programs and projects that it oversees.

Because nonprofit agencies are vital partners for the delivery of services and programs to County residents, these organizations are an important part of the Community Development Program of Beaver County's delivery network. During the reporting period, the Community Development Program of Beaver County worked closely with these organizations which also work together, seek guidance from each other and from the valuable network of resources for the County.

Please refer to the MBE WBE Reports for CDBG and HOME tab for the MBE and WBE Performance reports, which include the MBE and WBE businesses that the Community Development Program contracted with this year.

Citizen Participation

1. Provide a summary of citizen comments.
2. In addition, the performance report provided to citizens must identify the Federal funds made available for furthering the objectives of the Consolidated Plan. For each formula grant program, the grantee shall identify the total amount of funds available (including estimated program income), the total amount of funds committed during the reporting period, the total amount expended during the reporting period, and the geographic distribution and location of expenditures. Jurisdictions are encouraged to include maps in describing the geographic distribution and location of investment (including areas of minority concentration). The geographic distribution and expenditure requirement may also be satisfied by specifying the census tracts where expenditures were concentrated.

*Please note that Citizen Comments and Responses may be included as additional files within the CPMP Tool.

Program Year 4 CAPER Citizen Participation response:

1. No Citizen comments were received. Refer to the Proof of Public Display Notice tab for the newspaper ad.

2. For a report of the total number of CDBG funds available, committed and expended during the reporting period, please refer to the Financial Reports PR26 & Supplement tab of this document. At the close of the reporting period, the total number of funds available for the HOME program was \$257,040. The amount of \$1,412,172 in HOME funds was committed and \$1,502,490 was expended. At the close of the reporting period, the total number of funds available for the ESG program was \$168,669. The amount of \$121,500 in ESG funds was committed and \$158,936 was expended. Please refer to the Geographic Distribution Tables tab in this document for the geographic distribution of funds for the CDBG, HOME and ESG programs.

Institutional Structure

1. Describe actions taken during the last year to overcome gaps in institutional structures and enhance coordination.

Program Year 4 CAPER Institutional Structure response:

1. During the reporting period, the County continued 3 activities designed to fill gaps that were identified as needing to be addressed in order to meet the expectations of the program.

The County continued its contract with a consultant to perform construction management on significant rehabilitation and new construction projects funded all or in part by the HOME Program. The consultant provided any of the following services, as requested and/or deemed appropriate by the County:

- **Economic feasibility analysis**
- **Site selections**
- **Budget estimates**
- **Overall project administration**
- **Design phase coordination and review**
- **Comprehensive scheduling-design and construction**
- **Constructability reviews**
- **Contractor bidding/selection**
- **Construction coordination and inspection**
- **Cost control**
- **Agency liaison to the project**

The County continued its contract with a Housing Specialist/Fair Housing Officer to provide the following services:

As a Housing Specialist:

- **Serve as the chairperson of the Housing and Homeless Coalition of Beaver County**

- *Serve as the liaison to agencies, schools, churches, municipalities, community groups and individuals regarding housing and homeless issues*
- *Work with the Homeless Children's Initiative to coordinate training of Beaver County School District Homeless Liaisons.*
- *Oversee, in cooperation with the Executive Board of the Housing and Homeless Coalition of Beaver County, the County's continuum of care process, including the submission of funding applications*
- *Chair the Continuum of Care Steering Committee bi-monthly meetings*
- *Work with the County HMIS to coordinate efforts regarding the HMIS process*
- *Perform educational and informational symposiums, as appropriate regarding community awareness of housing issues*
- *Develop and update the county's resource card, including emergency numbers and soup kitchens*
- *Coordinate the implementation of the annual HUD mandated Point in Time Survey*
- *Work with groups that are interested in developing homeless shelters and homeless support services*
- *Identify strengths and weaknesses of the service provision system in addressing homeless and housing issues, working toward advancing communications, streamlining efforts and, advocating for necessary changes and funding solutions*
- *Provide a monthly report to the Community Development Office*

As Fair Housing Officer:

- *Serve as the County's designated Fair Housing Officer*
- *Educate and inform residents, municipalities, housing providers, social service providers, providers of legal services and housing support agencies regarding fair housing regulations*
- *Develop a database of rental properties and landlords in Beaver County*
- *Organize ongoing audit testing of rental properties throughout Beaver County, ensuring that landlords are renting in compliance with Fair Housing laws.*
- *Respond to questions and complaints from residents, finding reasonable resolutions to the issues*
- *Work to assure compliance with and seek guidance from:*
 - *HUD Section 504 regulations*
 - *Pennsylvania Commission on Human Relations*
 - *National Fair Housing Alliance*
 - *Federal Fair Housing Act*
- *Work with other regional fair housing agencies for the provision of services to residents outside the scope of work expected from the County for this position*
- *Provide a monthly report to the Community Development Office*

As HPRP Specialist, the Housing Specialist, assumed additional duties including:

- **Develop Requests for Proposals (RFPs) for the positions of Case Management Consultant, Housing Options Consultant and Legal Services Consultant**
- **Review the proposals for the positions of Case Management Consultant, Housing Options Consultant and Legal Services Consultant**
- **Assist the staff of Community Development with interviews of prospective consultants**
- **Coordinate meetings of the HPRP Team**
- **Help develop the HPRP assessment tool, in compliance with HUD's HPRP eligibility**
- **Work with HPRP sub-grantees to develop a smooth system of service delivery and reporting**
- **Ensure that the HMIS is prepared to provide required quarterly reports to HUD**
- **Oversee HPRP data reporting and quality**
- **Oversee motel voucher program**
- **Provide a monthly report to the Community Development Office**

In order to take a more active role in the successes of minority-owned business enterprises and/or women-owned business enterprises (MBEs/WBEs), the County has made a commitment to promoting involvement in funded activities and other contract opportunities, and providing educated guidance to parties who are interested in becoming certified MBEs/WBEs.

During the reporting period, the County has accomplished the following:

- ***CDP staff assisted 3 minority-owned contractors in obtaining information about state certification and MBE/WBE seminars***
- ***Scheduled and attended meetings with board and leaders of the Minority Coalition and the County Commissioners***
- ***Managed 4 projects that benefit minority-directed organizations.***

Monitoring

1. Describe how and the frequency with which you monitored your activities.
2. Describe the results of your monitoring including any improvements.
3. Self Evaluation
 - a. Describe the effect programs have in solving neighborhood and community problems.
 - b. Describe progress in meeting priority needs and specific objectives and help make community's vision of the future a reality.
 - c. Describe how you provided decent housing and a suitable living environment and expanded economic opportunity principally for low and moderate-income persons.
 - d. Indicate any activities falling behind schedule.
 - e. Describe how activities and strategies made an impact on identified needs.
 - f. Identify indicators that would best describe the results.

- g. Identify barriers that had a negative impact on fulfilling the strategies and overall vision.
- h. Identify whether major goals are on target and discuss reasons for those that are not on target.
- i. Identify any adjustments or improvements to strategies and activities that might meet your needs more effectively.

Program Year 4 CAPER Monitoring response:

1. The Community Development Program of Beaver County (CDP) kept records on its progress toward meeting the consolidated plan goals and on the statutory and regulatory compliance of each activity. For each activity authorized under the National Affordable Housing Act, the CDP used fiscal and management procedures that ensured program compliance, funds accountability and complete and accurate reporting to HUD. These programs are subject to the Single Audit Act. Similar procedures were followed for non-CDBG funded projects. The County was proactive in reassigning program funds as they became available. Beaver County continued to utilize the performance measurement system including the outcomes, indicators and accomplishments developed by HUD to monitor the productivity of its program. Subrecipient agreements were managed on an ongoing basis and were formally monitored on an annual basis.

2. All subrecipient projects were monitored and found to be in compliance with the requirements. The Project Managers reported on the progress of each project on a monthly or more frequent basis which resulted in projects being completed more expediently. In addition, to ensure the timeliness of expenditures, the Community Development Program conducted 6-month budget reviews of expenditures on projects, reviewed monthly IDIS and other financial reports, and examined projections based on active projects. To ensure that accomplishments are reported in a timely fashion, project data was updated in IDIS on a quarterly basis and IDIS data clean-ups were completed.

3. a. A substantial part or 88.29% of the program funding went directly to activities benefiting low income persons. These activities work to help to solve neighborhood and community problems through making suitable living environments, decent housing and economic opportunity available, accessible, affordable and sustainable for individuals, households and communities that are of low and moderate income. These projects helped their communities be better places for low and moderate income people in which to live. See the Financial Reports – PR26 and Supplement Section of this document for a list of specific activities that benefited low income persons.

b. The CDP of Beaver County made progress in meeting its highest priority needs and working toward its five year goals. Refer to the Housing and Community Development Table for accomplishments toward these goals. Please refer to the narrative General Questions Section under 1 a. and b. for a narrative of these accomplishments.

c. Please refer to the General Questions Section of this document for a narrative of these accomplishments.

- d. There were no activities that fell behind schedule.**
- e. The impact that activities made on identified needs are listed in the Housing and Community Development Table and in the narrative General Questions Section of this document.**
- f. The indicators that the CDP used to best describe the results included the number of low and moderate income people or households benefited, the number of public facilities improved, the number of businesses assisted, the number of jobs created and the number of studies completed.**
- g. The greatest barrier that had a negative impact on Beaver County meeting its goals was the lack of necessary financial resources. Despite this lack of resources, Beaver County continued its strategy of identifying sites that are physically suitable for the development of affordable housing and, where economically feasible, provided such sites with the necessary public infrastructure. The County pursued activities that enable low-income residents to obtain affordable housing and continued to provide homeownership and rehabilitation assistance programs that benefit low moderate income households.**
The County also pursued economic development activities that would produce jobs. However, because of the time that it takes to develop business parks, no jobs have been created yet. The County continues to encourage private investment as a match to public investment, so that it may maximize the opportunities provided through the entitlement funds.
- h. Beaver County's goals continue to be on target for most activities' goal performance. Refer to the General Questions section of this document for information that identifies whether major goals are on target and a discussion of reasons for those that are not on target. For additional information on housing goals please refer to 1. under the Specific Housing Objectives in this document.**
- i. Refer to the General Questions section of this document for information that identifies any adjustments or improvement to strategies and activities that might meet Beaver County's needs more effectively.**

Lead-based Paint

1. Describe actions taken during the last year to evaluate and reduce lead-based paint hazards.

Program Year 4 CAPER Lead-based Paint response:

1. **To continue compliance with federal requirements, the County identified categories of residents to be assisted, housing activities to be undertaken, and the programs and resources in support of those activities. As a result of Beaver County's training efforts, at least four contractors are certified as supervisors. Training continued on an as needed basis. The County secured the services of a certified firm to perform risk assessment,**

inspections and clearance testing on applicable properties. During the reporting period, 138 units were tested for lead-based paint before work began, with 50 of those units testing positive for lead-based paint. A certified contractor removed the lead-based paint before rehabilitation work began in the affected units.

HOUSING

Housing Needs

*Please also refer to the Housing Needs Table in the Needs.xls workbook.

1. Describe Actions taken during the last year to foster and maintain affordable housing.

Program Year 4 CAPER Housing Needs response:

1. Beaver County continued its successful housing rehabilitation initiatives. By offering opportunities for rehabilitation of older housing units owned or rented by low income households, the County was able to assist in the maintenance of affordable housing units and the preservation of neighborhoods. It is an important effort given the limited development of affordable housing units. Rehabilitation also assisted the elderly and disabled in making their homes adaptable to their special needs.

A total of 105 affordable housing units were rehabilitated or created through the County's CDBG, HOME and ACT 137 programs during the reporting period. 26 homes of low mod income people were rehabilitated through the Home Improvement program, 31 homes or apartments of extremely low mod income people were weatherized through the Energy Conservation program, and 32 homes of low income people were rehabilitated through the Emergency Home Improvement program. Seventeen low-income households and 2 non-low income households received homebuyer assistance to purchase their own homes. Six affordable rental housing units for households from 0%-60% MFI were constructed through HOME projects.

Beaver County continued to solicit proposals from qualified Community Housing Development Organizations (CHDO) and from private developers to develop new rental housing opportunities for low income households. During the reporting period one CHDO Beaver Falls Youth Network, Inc. was certified.

Specific Housing Objectives

1. Evaluate progress in meeting specific objective of providing affordable housing, including the number of extremely low-income, low-income, and moderate-income renter and owner households comparing actual accomplishments with proposed goals during the reporting period.

2. Evaluate progress in providing affordable housing that meets the Section 215 definition of affordable housing for rental and owner households comparing actual accomplishments with proposed goals during the reporting period.
3. Describe efforts to address "worst-case" housing needs and housing needs of persons with disabilities.

Program Year 4 CAPER Specific Housing Objectives response:

1. The total breakdown by household income is described in the Housing Needs Tables of this document. The breakdown for each program by household income is contained in the decent housing (DH) objective sheets included in this document under the Objectives tab. Please refer to #1 of the General Questions section of this document for information on the County's progress in meeting specific objectives pertaining to providing affordable housing.

2. The County created a total of 1075 Section 215 rental housing opportunities which is 98 less than the goal of 1173. Of all the rental opportunities, 35 were created through the CDBG and HOME funded programs. Four-hundred thirty-six (436) were created through public housing rehabilitation and 604 were created through the Housing Choice Voucher Program. The County created a total of 74 Section 215 owner housing opportunities which is 27 less than the goal of 101. All of the owner housing opportunities were created through the CDBG, HOME, ADDI and Act 137 funded programs. Please refer to #1 of the General Questions section of this document for information on the County's progress in meeting specific objectives pertaining to Section 215 housing opportunities.

3. The "worst-case" housing needs continue to be housing for young adult males and females (Ages 18-25) with co-occurring disorders, such as drug and alcohol with mental health issues. These are typically "hard to place" individuals who have failed in other programs and who have "burned bridges" with public housing and other affordable housing programs. Beaver County's Continuum of Care has supported the application of Supportive Services, Inc. through the 2009 Supportive Housing Program to provide tenant-based rental assistance which would assist this population. Unfortunately, this project was not funded. In FY 2009, Beaver County's Continuum of Care submitted an application and received funding for Supportive Housing funds for renewal of a project to assist 8 persons with "worst-case" housing needs.

The "worst case" housing needs have increased to now include homeless adult males, (35-60) many of whom have chemical dependency and/or mental health issues. Additionally, the men often have criminal backgrounds with offenses that make them ineligible for subsidized housing. To address this need, a sub-committee of the Housing and Homeless Coalition continues to advocate for a shelter for homeless men. Currently the sub-committee is working with the city of Beaver Falls, PA for a zoning waiver to open an 8 bed shelter, CROSSROADS. The CROSSROADS sub-committee is partnering with the leadership of a 100 year old men's shelter in an adjacent county, which is providing technical assistance as well as experienced staff to volunteer at the shelter.

Beaver County administered the Homeless Assistance Program funded through the Pennsylvania Department of Public Welfare. Through this program \$142,448 was spent to assist 3491 homeless and near-homeless persons with emergency shelter, transitional housing, rental assistance, utility arrearage assistance and other supportive services. In addition 465 persons were assisted through the Emergency Shelter Grant program where \$162,747 in ESG funds were used to fund supportive services, operations for shelters to avoid homelessness.

Public Housing Strategy

1. Describe actions taken during the last year to improve public housing and resident initiatives.

Program Year 4 CAPER Public Housing Strategy response:

1. The HACB continued ongoing renovations on its public housing units. To facilitate the identification of necessary renovation work at its public housing communities, the HACB worked closely with its tenant councils. Tenant councils met on a regular basis. Tenant council representatives were invited to attend Resident Advisory Board meetings at the Housing Authority's main office to provide input on issues related to public housing. For those developments without tenant councils, a representative recommended by the manager of the development was invited to attend and give input.

In addition, through the ARRA, the HACB was awarded \$3,968,129 to convert Stephen Phillips Homes into a new public housing development. The HACB was granted an Energy Performance Contract for \$5,200,000 to make energy improvements to all of its public housing units. These improvements included ensuring all units have energy star rated refrigerators, the replacement of all light fixtures-both fixed and the tenants own lamps-in the units with compact fluorescent light bulbs. Other energy efficiency improvements were made according to the needs of each development. These included replacing inefficient boilers and other heating systems with high efficiency ones, instituting measures such as caulking and insulation to reduce air infiltration, sealing building envelopes with caulking and renovation, and upgrading common area lighting by replacing regular light fixtures with high efficiency ones and installing motion detection systems to allow lights to come on only when movement is detected. Water conservation measures were completed in previous years.

In addition, the HACB received \$693,000 in competitive ARRA funds to complete the construction of four handicapped accessible apartments and to make the parking lot, office and public restrooms accessible at the Sheffield Towers development. The construction of 7 units at Steven Phillips Homes should be complete in FY 2010.

Barriers to Affordable Housing

1. Describe actions taken during the last year to eliminate barriers to affordable housing.

Program Year 4 CAPER Barriers to Affordable Housing response:

- 1. Please refer to the Barriers to Affordable Housing Tab of this document for this information.**

HOME/ American Dream Down Payment Initiative (ADDI)

1. Assessment of Relationship of HOME Funds to Goals and Objectives
 - a. Evaluate progress made toward meeting goals for providing affordable housing using HOME funds, including the number and types of households served.
2. HOME Match Report
 - a. Use HOME Match Report HUD-40107-A to report on match contributions for the period covered by the Consolidated Plan program year.
3. HOME MBE and WBE Report
 - a. Use Part III of HUD Form 40107 to report contracts and subcontracts with Minority Business Enterprises (MBEs) and Women's Business Enterprises (WBEs).
4. Assessments
 - a. Detail results of on-site inspections of rental housing.
 - b. Describe the HOME jurisdiction's affirmative marketing actions.
 - c. Describe outreach to minority and women owned businesses.

Program Year 4 CAPER HOME/ADDI response:

1.a. \$37,026 in HOME 2008 funds and \$200,314 in HOME 2007 funds were used for Grant House and Friendship Commons, two rehabilitation activities that, when completed, will result in a total of 31 affordable housing units. \$695,393 in HOME 2008 funds and \$644,484 in HOME 2009 funds were used to complete Stone Edge Phase 3 and Marratta Apartments, two new construction activities that resulted in 4 housing units being rented to households with 60% or less MFI and one unit rented to a household between 60% and 80% MFI. In FY 2009, \$92,395 was utilized to assist 29 households with tenant-based rental assistance all of which were very low income households (< 30% MFI). \$8,518 in ADDI funds and was spent in FY 2009 to assist 3 low-moderate income first time homebuyer households (50% to 80% MFI), and \$91,573 in Act 137 funds was spend to assist 12 additional first time homebuyer households.

2.a. Refer to the HOME Match Report tab for this document.

3.a. The HOME MBE and WBE Report is attached under the MBE WBE Reports for CDBG and HOME tab of this document.

4.a. Affordable units were inspected during the reporting period by the Housing Coordinator for the CDP. All properties met Minimum Housing Quality Standards (HQS) and provided safe, affordable, quality rental housing. Copies of the inspection reports are maintained on file in the offices of the Community Development Program. The following HOME-funded rental housing properties were inspected during the reporting year:

- Riverview Apartments
- Gerry Roppo McMinn I
- Westbridge Apartments
- McGuire Homes
- Murphy Oliker Building
- 7th Avenue Opacic Development
- HELP 705 Jefferson Street
- Gerry Roppo 23rd St Phase I Aliquippa
- Harbor Point 344 Elm St
- Harbor Point 1501 6th
- Harbor Point 631 Beaver Road
- Gerry Roppo 23rd St. Phase II Aliquippa
- Keller Autumnwood Place Rochester
- Supportive Services Sheridan Place (2018)
- Alum Ridge (YMCA New Brighton)
- Whipple Court III (2020)
- Koppel Elderly Housing (2020)
- Beaver Village (2019)
- Stone Edge Apartments
- Mayfield Manor (2015)
- Mayfield Terrace (2027)

b. In accordance with Beaver County's commitment to non-discrimination and equal opportunity in housing, the County has established procedures to affirmatively market housing units rehabilitated or assisted under the HOME Investment Partnerships Program. These procedures are intended to further the objectives of Title VIII of the Civil Rights Act of 1968 and Executive Order 11063. Beaver County believes that individuals of similar economic levels in the same housing market area should have a similar range of housing choices available to them regardless of their race, color, religion, sex, familial status, handicap, or national origin. Individuals eligible for public housing assistance or individuals who have minor children should also have a similar range of housing choices available to them. Beaver County implemented this policy through affirmative marketing procedures designed for the HOME Investment Partnerships Program. All participants in the HOME program must agree in writing to abide by the County's Affirmative Marketing Policy. The Affirmative Marketing Policy becomes part of the loan agreement that is signed by the owner of a rental project. CHDOs' and other subrecipients' agreements specify the Affirmative Marketing Procedures that must be followed. Under the ADDI program, Housing Opportunities, the organization that conducts the First-Time Homebuyer program, and the HACB distributed brochures describing the program to residents, tenants, and families that were potentially

eligible. Brochures were also given to lending institutions for distribution.

c. Beaver County continues to work with WBE and MBE developers, consultants and contractors in the HOME program whenever possible. See the MBE WBE Reports CDBG and HOME tab of this document.

HOMELESS

Homeless Needs

*Please also refer to the Homeless Needs Table in the Needs.xls workbook.

1. Identify actions taken to address needs of homeless persons.
2. Identify actions to help homeless persons make the transition to permanent housing and independent living.
3. Identify new Federal resources obtained from Homeless SuperNOFA.

Program Year 4 CAPER Homeless Needs response:

1. Beaver County continues to support efforts to address homeless issues by providing assistance to human service agencies through the Emergency Shelter Grant Program, the PA Homeless Assistance Program, and the PA Act 137 Housing Trust Fund. Homeless issues are addressed on a case-by-case basis to serve needs specific to the individual or family.

The County funds a homeless helpline that operates 24 hours a day, seven days a week. The hotline offers referrals specific to the individual caller's needs.

The County employs a database system of tracking housing requests for homeless and near homeless individuals. The HMIS was instituted to better track homelessness. In FY 2009, 1,282 people were assisted through the HMIS program.

2. In 2009, Friendship Homes continued a permanent housing program for homeless individuals and families, provided on a countywide, scattered site basis. The program, managed by the local Salvation Army, continues to expand. Currently Friendship Homes operates 12 units with a total of 34 beds. Program participants are admitted with an emergency homeless need. Participants work with a case manager to identify issues that are keeping them from obtaining self-sufficiency. While in the program, the individual receives services in the identified areas of need, such as employment training, family relationships, daily living skills, budgeting, drug and alcohol counseling and/or mental health services. Although Friendship Homes is structured as a permanent housing program, the ultimate goal of the program is to assist the individuals to reach their goal of achieving independence as a private renter or homeowner.

In addition, the Housing Specialist attended training from National City Bank regarding its Family Savings Accounts program, which provides extensive financial planning to low income families who participate in its program.

The County also continued to support permanent housing for homeless through programs operated by Supportive Services and Harbor Point Housing.

The County Housing Specialist worked closely with the State Hospital Oversight Panel of Beaver County Behavioral Health to successfully transition residents from Mayview State Hospital to permanent supportive housing. The hospital closed in December 2008.

3. During FY 2009 Beaver County continued its formal HMIS system. The system "went live" in FY 2006 and is the current countywide database. Unfortunately, because of the confidentiality regulations the system is unable to share "real time" information and will not eliminate the duplication of counts of some homeless. The system does provide valuable information regarding vacancies and available services. The system also allows the County to generate reports that will assist in determining successes and identifying service or program needs.

In FY 2009, a total of \$1,036,069 was awarded through the Homeless SuperNOFA to continue the following programs:

- HACB, awarded \$37,880 to continue the formal HMIS system*
- Harbor Point Housing, awarded \$82,564 for the Freedom Project which provides housing and supportive services to individuals with mental health disabilities and families with a member who has a mental health disability*
- Supportive Services, Inc. awarded \$175,561 for Melrose Place which provides housing and supportive services for elderly persons with mental health disabilities*
- Supportive Services, Inc. awarded \$391,422 for Stone Harbour which provides housing and supportive services for people with a mental health and a drug or alcohol diagnosis being released from jail*
- Supportive Services, Inc. awarded \$164,430 for its Young Consumers program which provides housing and supportive services to people age 18-25 with mental health disabilities*
- The Salvation Army, was awarded \$184,212 for its Friendship Homes program which provides permanent housing with supportive services to homeless individuals and families on a countywide, scattered site basis.*

- **\$400,000 in additional monies was awarded through the competitive bonus process of the CoC application to fund two new projects which will provide housing to 6 formerly homeless households in which at least one adult has a disability.**

Specific Homeless Prevention Elements

1. Identify actions taken to prevent homelessness.

Program Year 4 CAPER Specific Housing Prevention Elements response:

1. The County has made great strides in the area of homeless prevention. The Homeless Helpline is currently managed by CONTACT Beaver Valley and is a 24 hour a day, seven day a week telephone helpline that is staffed to receive calls and make appropriate housing referrals through the use of the County's Homeless Resource Directory. The homeless resource directory was uploaded to a countywide database that is being used by social service agencies that assist the homeless. Twice a year the County updates and distributes a laminated emergency resource card with current contacts for housing, food, crisis and behavioral health needs.

The HMIS system continued to work with housing and service providers. The participating providers received training throughout the year to correct data quality issues.

The County continued to provide funding through state Homeless Assistance Program sources for homeless prevention through a rental assistance program. This program also provided assistance for utility and mortgage payment arrearages and down payment and security deposit costs.

The County Office of Veterans Affairs continued to provide support, including collaboration with the Pittsburgh area Vietnam Veterans Leadership Program that provides resources to veterans relating to homeless issues.

The HUD mandated Point in Time survey was completed on January 27, 2010.

The Housing Specialist worked closely with the Census Bureau in Beaver County to assist in counting homeless in the 2010 census

The Housing and Homeless Coalition has expanded its membership to include representation from adjacent counties, Allegheny, Lawrence and Butler in order to share information and resources as well as identify gaps in services. Representatives from Southwestern PA Legal Services, Allegheny Department of Health and Human Services, Southwestern PA Aids Planning Coalition and the Homeless Children's Initiative attend monthly meetings of the Coalition.

The Homeless Prevention Rapid Rehousing Program assisted 588 families with 1341 persons in those families, distributing \$239,000 in financial assistance to prevent homelessness.

Emergency Shelter Grants (ESG)

1. Identify actions to address emergency shelter and transitional housing needs of homeless individuals and families (including significant subpopulations such as those living on the streets).
2. Assessment of Relationship of ESG Funds to Goals and Objectives
 - a. Evaluate progress made in using ESG funds to address homeless and homeless prevention needs, goals, and specific objectives established in the Consolidated Plan.
 - b. Detail how ESG projects are related to implementation of comprehensive homeless planning strategy, including the number and types of individuals and persons in households served with ESG funds.
3. Matching Resources
 - a. Provide specific sources and amounts of new funding used to meet match as required by 42 USC 11375(a)(1), including cash resources, grants, and staff salaries, as well as in-kind contributions such as the value of a building or lease, donated materials, or volunteer time.
4. State Method of Distribution
 - a. States must describe their method of distribution and how it rated and selected its local government agencies and private nonprofit organizations acting as subrecipients.
5. Activity and Beneficiary Data
 - a. Completion of attached Emergency Shelter Grant Program Performance Chart or other reports showing ESGP expenditures by type of activity. Also describe any problems in collecting, reporting, and evaluating the reliability of this information.
 - b. Homeless Discharge Coordination
 - i. As part of the government developing and implementing a homeless discharge coordination policy, ESG homeless prevention funds may be used to assist very-low income individuals and families at risk of becoming homeless after being released from publicly funded institutions such as health care facilities, foster care or other youth facilities, or corrections institutions or programs.
 - c. Explain how your government is instituting a homeless discharge coordination policy, and how ESG homeless prevention funds are being used in this effort.

Program Year 4 CAPER ESG response:

1. ***During the reporting period, Beaver County used its annual Emergency Shelter Grants (ESG) fund allocation to help address various homeless issues in the County. The County budgeted ESG funds for homeless facility operating costs. There were no specific plans to open any new emergency shelters with ESG funds. The County's focus was the***

implementation of strategies to assist homeless individuals and families through the provision of transitional housing opportunities.

Beaver County continued to invest its ESG entitlement in a timely manner. To ensure timeliness expenditure of funds, these projects are monitored monthly by the project manager. In addition, the ESG application process is completed and contracts awarded within 10 months of the award to the County so that funds can be expended prior to the deadline. The projects are proceeding in a reasonable manner and it is expected that all funds will be expended with the 24 month period.

The very limited funding resources received by the County were distributed to several local non-profit organizations that have demonstrated excellent administrative capacity. In addition to providing assistance to homeless families and individuals through these organizations, the County also establishes a priority for assisting those who are at risk of becoming homeless. These families and individuals are typically provided financial assistance to pay for rent and utilities in order to remain in their current homes. Preventing homelessness in these situations can often require fewer financial resources in the long-term.

2. a. These activities address the objective of making decent housing accessible and/or affordable to low moderate income persons. Through non-profit organizations and other public agencies, Beaver County spent \$158,936 in ESG funds to provide assistance to the homeless population and those at risk of becoming homeless. One thousand two-hundred eighty-two (1,282) homeless persons were provided case management. This number increased from 1109 in FY 2008 due to better reporting and increased need. Refer to DH-1 Outcome Sheets under the Objectives tab for further information.

To ensure that all ESG funds are expended within the 24-month period required by Federal regulation, all projects are monitored monthly by the project manager; and agencies are required to submit monthly invoices. In addition, the ESG application process is completed and contracts awarded within 10 months of the award to the County so that funds can be expended prior to the deadline.

b. Three-hundred nineteen (319) people in extremely low income households (<30% MFI) were provided emergency shelter and 86 people with extremely low income were provided transitional housing.

3. A total of \$144,990 in ESG program expenditures was matched with a total of \$2,651,899 in other grant funds, fundraising and donated goods. The following matching funds or in-kind services were secured for the ESG program expenditures during the reporting period. No volunteer service hours were used as match during the reporting period. ESG expenditures were matched:

- by Beaver County Community Housing Development Organization, Inc. (BCCHDO) with \$12,800 from a golf outing.**

- *by Supportive Services Inc. with \$1,394,890 in funding from the local MH/MR office and donations of bakery goods worth approximately \$104,000 from a local grocery store chain.*
- *by Harbor Point Housing with \$931,603 from the local MH/MR office*
- *by the Salvation Army with \$200 in donations.*
- *by the Women's Center of Beaver County were matched with \$208,406 in Pennsylvania Coalition Against Domestic Violence funds.*

4. Beaver County is not a state entity therefore this item is not applicable.

5. a. Beaver County spent \$144,990 on shelter operations that served 405 people and \$16,763 on ESG administration. No funds were spent on essential services. There were no problems in collecting, reporting or evaluating the reliability of this data.

The County granted and expended its ESG funds on shelter operations as follows:

- **Beaver County Community Housing Development Organization, Inc. (BCCHDO) was granted \$35,000 (ESG 08) on May 14, 2009 and expended a total of \$31,157 (ESG 08) during the reporting period.**
- **Supportive Services, Inc. was granted \$50,00 (ESG 08) on May 14, 2009 and expended \$36,073 (ESG 08) during the reporting period.**
- **The Salvation Army was awarded a grant of \$11,629 (ESG 08) on June 25, 2009 for supportive services. On June 25, 2009 the Salvation Army was awarded \$23,468 (ESG 08) for a matching grant for their Supportive Housing project. The total expenditure by the Salvation Army in FY 2009 was \$31,440 (ESG 08).**
- **The Women's Center was awarded was awarded \$46,319 (ESG 08) and expended \$46,319 (ESG 08) in FY 2009.**

b. i. Homeless Discharge Coordination. No ESG funds are used specifically for discharge coordination.

c. Formal discharge planning protocol has been implemented through the County's Continuum of Care process in the areas of foster care, health care, mental health and corrections. No ESG funds are used specifically in this effort.

COMMUNITY DEVELOPMENT

Community Development

*Please also refer to the Community Development Table in the Needs.xls workbook.

1. Assessment of Relationship of CDBG Funds to Goals and Objectives
 - a. Assess use of CDBG funds in relation to the priorities, needs, goals, and specific objectives in the Consolidated Plan, particularly the highest priority activities.
 - b. Evaluate progress made toward meeting goals for providing affordable housing using CDBG funds, including the number and types of households served.
 - c. Indicate the extent to which CDBG funds were used for activities that benefited extremely low-income, low-income, and moderate-income persons.
2. Changes in Program Objectives
 - a. Identify the nature of and the reasons for any changes in program objectives and how the jurisdiction would change its program as a result of its experiences.
3. Assessment of Efforts in Carrying Out Planned Actions
 - a. Indicate how grantee pursued all resources indicated in the Consolidated Plan.
 - b. Indicate how grantee provided certifications of consistency in a fair and impartial manner.
 - c. Indicate how grantee did not hinder Consolidated Plan implementation by action or willful inaction.
4. For Funds Not Used for National Objectives
 - a. Indicate how use of CDBG funds did not meet national objectives.
 - b. Indicate how did not comply with overall benefit certification.
5. Anti-displacement and Relocation – for activities that involve acquisition, rehabilitation or demolition of occupied real property
 - a. Describe steps actually taken to minimize the amount of displacement resulting from the CDBG-assisted activities.
 - b. Describe steps taken to identify households, businesses, farms or nonprofit organizations who occupied properties subject to the Uniform Relocation Act or Section 104(d) of the Housing and Community Development Act of 1974, as amended, and whether or not they were displaced, and the nature of their needs and preferences.
 - c. Describe steps taken to ensure the timely issuance of information notices to displaced households, businesses, farms, or nonprofit organizations.
6. Low/Mod Job Activities – for economic development activities undertaken where jobs were made available but not taken by low- or moderate-income persons
 - a. Describe actions taken by grantee and businesses to ensure first consideration was or will be given to low/mod persons.
 - b. List by job title of all the permanent jobs created/retained and those that were made available to low/mod persons.
 - c. If any of jobs claimed as being available to low/mod persons require special skill, work experience, or education, provide a description of steps being taken or that will be taken to provide such skills, experience, or education.
7. Low/Mod Limited Clientele Activities – for activities not falling within one of the categories of presumed limited clientele low and moderate income benefit
 - a. Describe how the nature, location, or other information demonstrates the activities benefit a limited clientele at least 51% of whom are low- and moderate-income.

8. Program income received
 - a. Detail the amount of program income reported that was returned to each individual revolving fund, e.g., housing rehabilitation, economic development, or other type of revolving fund.
 - b. Detail the amount repaid on each float-funded activity.
 - c. Detail all other loan repayments broken down by the categories of housing rehabilitation, economic development, or other.
 - d. Detail the amount of income received from the sale of property by parcel.

9. Prior period adjustments – where reimbursement was made this reporting period for expenditures (made in previous reporting periods) that have been disallowed, provide the following information:
 - a. The activity name and number as shown in IDIS;
 - b. The program year(s) in which the expenditure(s) for the disallowed activity(ies) was reported;
 - c. The amount returned to line-of-credit or program account; and
 - d. Total amount to be reimbursed and the time period over which the reimbursement is to be made, if the reimbursement is made with multi-year payments.

10. Loans and other receivables
 - a. List the principal balance for each float-funded activity outstanding as of the end of the reporting period and the date(s) by which the funds are expected to be received.
 - b. List the total number of other loans outstanding and the principal balance owed as of the end of the reporting period.
 - c. List separately the total number of outstanding loans that are deferred or forgivable, the principal balance owed as of the end of the reporting period, and the terms of the deferral or forgiveness.
 - d. Detail the total number and amount of loans made with CDBG funds that have gone into default and for which the balance was forgiven or written off during the reporting period.
 - e. Provide a List of the parcels of property owned by the grantee or its subrecipients that have been acquired or improved using CDBG funds and that are available for sale as of the end of the reporting period.

11. Lump sum agreements
 - a. Provide the name of the financial institution.
 - b. Provide the date the funds were deposited.
 - c. Provide the date the use of funds commenced.
 - d. Provide the percentage of funds disbursed within 180 days of deposit in the institution.

12. Housing Rehabilitation – for each type of rehabilitation program for which projects/units were reported as completed during the program year
 - a. Identify the type of program and number of projects/units completed for each program.
 - b. Provide the total CDBG funds involved in the program.
 - c. Detail other public and private funds involved in the project.

13. Neighborhood Revitalization Strategies – for grantees that have HUD-approved neighborhood revitalization strategies

- a. Describe progress against benchmarks for the program year. For grantees with Federally-designated EZs or ECs that received HUD approval for a neighborhood revitalization strategy, reports that are required as part of the EZ/EC process shall suffice for purposes of reporting progress.

Program Year 4 CAPER Community Development response:

1. a. Please see the Completed Projects tab of this document for a list of completed projects and the narrative in the General Questions section above. Please refer to the tab labeled Ongoing Projects of this document for a list of ongoing projects. Canceled projects are listed in the Canceled Projects Tab. Please see the tab labeled Objectives for the Objective and Outcome sheets which include all projects. The highest priority activities were Public Facilities and Improvements projects (including Parks, Recreational Facilities, Parking Facilities, Flood Drain Improvements, Water/Sewer Improvements, Street Improvements, and Sidewalks), Acquisition, Clearance, Public Services, Youth Services, Employment Training, Rehabilitation of Single Unit Residences, Rehabilitation of publicly or Privately-Owned Commercial/Industrial buildings, Non-Residential Historic Preservation, Commercial/Industrial Infrastructure and Development, Economic Development Technical Assistance, Planning Activities, General Program Administration and Fair Housing Activities. The amount of \$2,254,773 or 58% of \$3,873,900 in CDBG funds spent during the reporting period was expended on the highest priority projects in Beaver County.

b. Through the Emergency Home Improvement Program, repairs were made to:

- **3 elderly (2 persons with either person 62 years old or over) 6 small (2 persons, neither person 62 years old or over, or 3 or 4 persons) and no large (more than 4 persons) owner households with incomes less than 30% of Median Family Income**
- **8 elderly, 7 small and 1 large owner households with incomes between 30% and 50% of the Median Family Income**
- **No elderly, 5 small and 2 large owner households with incomes between 50% and 80% of the Median Family Income**

Through the Weatherization program, energy efficiency improvements were made to:

- **6 elderly, 2 small, no large and 8 disabled owner households with incomes less than 30% of Median Family Income**
- **3 elderly, 4 small, 1 large and 7 disabled renter households with incomes less than 30% of Median Family Income**

Through the Home Improvement Program repairs were made to:

- **1 elderly, 2 small, no large and no disabled owner households with incomes less than 30% of Median Family Income**

- **3 elderly, 6 small, no large and no disabled owner households with incomes between 30% and 50% of the Median Family Income**
- **4 elderly, 10 small, no large and no disabled owner households with incomes between 50% and 80% of the Median Family Income.**

The repairs to these homes allowed decent affordable housing to be sustained for these families.

c. A total of \$2,306,498 in CDBG funds or 88.29% was expended on activities that benefited extremely low-income, low-income, and moderate-income persons in Beaver County. Please refer to the Financial Reports PR26 & Supplement tab for more information.

2. a. No changes in program objectives were made in FY 2009. In 2009, expenditures for clearance and Demolition (Matrix Code 04) increased significantly over the amount spent in FY 2008 because of 2 emergency demolitions which were unanticipated.

The overall expenditures for Public Facilities and Improvements decreased by 32% in FY 2009. Even though Beaver County saw an great increase in expenditures for Neighborhood Facilities (Matrix Code 03E), this was more than offset by a decrease in expenditures for Park and Recreation facilities (Matrix Code 03F) and a decrease in expenditures for Streets (Matrix Code 03K). Two large Park and Recreation facilities expenditures were delayed due to waiting for other state and federal funding sources of funding that are also being used for the projects. Regarding the decrease in expenditures for the streets, the County, where practical, engineers and bids projects together. Some street projects were grouped together delaying expected expenditures.

A decrease in expenditures for public services resulted from the completion of a senior services project.

CDBG expenditures for Fair Housing (Matrix Code 21D) more than doubled in FY 2009 because a significant amount for the Fair Housing project was funded paid out of Act 137 funds the year before.

3. a. Beaver County made an application and received the federal entitlement funds as listed in the Consolidated Plan. It was granted \$3,891,310 in CDBG funds, \$851,281 in HOME funds and \$171,174 in ESG funds. Beaver County received \$1,036,069 in Supportive Housing Program funding. The following funds were applied for and/or received from the state of Pennsylvania:

- **PA Department of Public Welfare Homeless Assistance Program funds in the amount of \$143,886**
- **Work Ready Program funds in the amount of \$173,141**
- **Community Services Block Grant Program in the amount of \$389,499**

Local funding consisted of \$206,476 in Act 137 Affordable Housing funds.

b. The County issues Certifications of Consistency with the Consolidated Plan for HUD programs in a fair and impartial manner. The projects are reviewed in relationship to the goals and objectives of the Consolidated Plan. In addition, the County provides certifications to those entities submitting applications to HUD so that applications can be submitted in a timely manner. During the reporting period, the County certified the consistency of the Five Year and Annual PHA Plan of the HACB for Fiscal Year 2010. In addition, the County certified the consistency of the Hosanna Industries, Inc. 2010/2011 Rehabilitation Project, the Supportive Housing Program Application which included Stone Harbor, The Freedom Project, Melrose Place, Young Consumers, the Lenwood Project, Friendship Homes, Safety Net-TBRA and HMIS programs. The County certified Supportive Services, Inc. application for the Reliable Housing Apartments which is a HUD Section 811 Supportive Housing for Persons with Disabilities project. The County also certified Southwestern Pennsylvania Legal Services, Inc. application for the West Penn Rural Fair Housing Protection and Enforcement Initiative which is a HUD-Fair Housing Initiative Program.

c. The County continued its implementation of the Consolidated Plan. The activities implemented were a part of the Consolidated Plan and were determined through the Citizen Participation process as well as through the application process. Beaver County did not hinder implementation of the Consolidated Plan by action or willful inaction.

4. a. All funds were used to meet national objectives.

b. During the reporting period, the expenditures complied with overall benefit certification.

5. a. b. and c. No activities undertaken during the reporting period resulted in resident displacement.

6. a. b. and c. During this reporting period, a total of \$420,644 in CDBG funds was spent on economic development activities. No low/mod jobs were created. The revolving loan program was canceled due to inactivity, however, a second microenterprise assistance program was added. Because of these occurrences, 25% more was spent on economic development activities in FY 2009 than in FY 2008. The design continued and environmental review for the Midland KOZ business park (Activity Nos. 1266 and 1339) was completed in this reporting year. It is anticipated that jobs will be created in 2013 when the business park is completed. \$94,968 was spent to provide technical assistance to 170 low income people who own or are starting microenterprises (Activity Nos. 1449, 1567 and 1597). Eight businesses were assisted. During the reporting period \$299,813 was spent on commercial façade rehabilitation projects (Activity Nos. 1537, 1546, 1592 and 1593). Eight facades were renovated. In FY 2009 25% more was spent on economic development activities due to the

7. a. All non-presumed low-moderate clientele activities require proof of income and all beneficiaries are determined to be in the low-moderate income ranges.

8. a. b. c. and d. Please refer to the Financial Reports PR26 & Supplement tab of this document.

9. a. b. c. and d. There were no activities that were disallowed during this period.

10. a. b. c. and d. Please refer to the Financial Reports PR26 & Supplement tab of this document.

e. There are no parcels of property owned by Beaver County or its subrecipients that have been acquired or improved using CDBG funds and are available for sale as of the end of this reporting period.

11. a. b. c. and d. No Lump Sum Agreements were made during the reporting period.

12. a. Please see #1.b. of this section of the narrative (Community Development Response).

b. A total of \$394,800 in CDBG funds was spent for housing rehabilitation.

c. No other public or private funds were used for these activities.

13. The U.S. Department of Housing and Urban development (HUD) has approved Neighborhood Revitalization Strategy Area (NRSA) submissions from both the City of Aliquippa and the City of Beaver Falls. In accordance with HUD requirements, the progress of the approved NRSA's is reported on by reference and linkages with the Consolidated plan as noted below.

Aliquippa Neighborhood Revitalization Strategy:

Housing

The City of Aliquippa will seek to have additional owner-occupied homes rehabilitated through beaver County's Home Improvement Program. During the reporting period 3 homes were rehabilitated in the City of Aliquippa through the Home Improvement Program.

The City of Aliquippa will pursue its goal of increased homeownership via the Housing Authority of Beaver County Homeownership Program. Beaver County Act 137 funds will be used in conjunction with Housing Authority funds, Federal Home Loan Bank funds and equity from a limited partnership to stimulate homeownership in Aliquippa. These programs expect to assist households in Beaver County in FY 2009 via pre-purchase and post-purchase counseling, down payment/closing cost assistance and appraisal gap subsidies. Residents of Aliquippa are referred to the First Time Homebuyer Program.

The Consolidated Plan includes \$75,000 for one project for spot demolition/clearance projects of structures throughout the city. Removal of vacant dilapidated structures eliminated blighting influences and potential

safety hazards, thereby improving the quality of life for area residents. \$82,704 was spent during the reporting year on 3 ongoing clearance activities.

Economic Development

The Consolidated Plan contains \$135,000 for Main Street planning to assist ten county business districts. The Aliquippa Franklin Avenue Development Committee participates in Beaver County's Main Street Network in revitalizing the City's Central Business District (CBD) and making it a more economically viable business district. In FY 2009, Aliquippa participated in the County's Main Street Network program.

The Consolidated Plan contains \$350,000 for façade improvements in 10 county business districts. The Aliquippa Franklin Avenue Development Committee participates in Beaver County's Façade Improvement Program. In FY 2009, 1 Façade renovation project was completed in Aliquippa. The Franklin Avenue Development Committee also participated in Beaver County's Architectural Conceptual Design Program.

Infrastructure

The Consolidated Plan did not include any additional infrastructure improvement projects in the City of Aliquippa. In FY 2009, a total of \$52,909 was spent to complete two storm sewer improvement projects. \$48,100 was spent on the completion of 2 and the continuation of 1 neighborhood facility improvement project.

Supportive Services

The County's Consolidated Plan includes \$171,174 to support non-profit organizations that provide emergency housing to homeless individuals and families, help prevent homelessness and eviction, provide transitional housing or create permanent housing. These organizations include the Women's Center, Supportive Services and Beaver County Community Housing Development Organization, Inc. Clients of these non-profit agencies include the city of Aliquippa residents. In FY 2009, \$144,990 in ESG funds was spent on these activities.

Beaver Falls Neighborhood Revitalization Strategy

Housing

Based on past participation levels, the City of Beaver Falls can expect to have additional owner-occupied homes rehabilitated through Beaver County's Home Improvement Program. During the reporting period, 3 single family homes were rehabilitated through the Home Improvement Program.

The City of Beaver Falls will pursue its goal of increased homeownership via the Beaver County Housing Authority's Homeownership Program. Beaver County Act 137 funds will be used in conjunction with Housing Authority

funds, Federal Home Loan Bank funds and equity from a limited partnership to stimulate homeownership in Beaver Falls. These programs expect to assist households in Beaver County in FY 2009 via pre-purchase and post-purchase counseling, down payment/closing cost assistance and appraisal gap subsidies. In FY 2009, residents of Beaver Falls were referred to the First Time Homebuyer Program.

Economic Development

The Consolidated Plan contains \$135,000 for Main Street planning to assist ten county business districts in revitalizing and increasing the economic viability of their business districts. In FY 2009, Beaver Falls Business District Authority Beaver Falls received services through the County's Main Street Network program.

The Consolidated Plan contains \$350,000 for façade improvements in 10 county business districts. The Beaver Falls Business District Authority participates in Beaver County's Façade Improvement Program. In FY 2009, 2 façade renovation projects were completed in Beaver Falls. The Beaver Falls Business District Authority also participates in Beaver County's Architectural Conceptual Design Program.

Infrastructure

The Consolidated Plan includes \$75,000 for street improvements in the City of Beaver Falls. A portion of this will be used to repave streets in the city's target Housing Improvement Area. These improvements will address poor street conditions in this area, improve the quality of life for area residents, and support housing development in the target area. In FY 2009, 3 street improvement projects were completed and 2 were underway in the City of Beaver Falls. A total of \$81,912 in CDBG funds was spent on these projects.

Supportive Services

The County's Consolidated Plan includes \$171,147 to support non-profit organizations that provide emergency housing to homeless individuals and families, help prevent homelessness and eviction, provide transitional housing or create permanent housing. These organizations include the Women's Center, Supportive Services and Beaver County Community Housing Development Organization, Inc. Many of the clients of these non-profit agencies live in the Beaver Falls area. In FY 2009, \$144,990 in ESG funds was spent on these activities.

Antipoverty Strategy

1. Describe actions taken during the last year to reduce the number of persons living below the poverty level.

Program Year 4 CAPER Antipoverty Strategy response:

1. **Beaver County, through the Community Services Program, is committed to supporting projects that have an impact on the causes of poverty in our communities and to work toward a holistic approach at combining efforts to promote and facilitate self-sufficiency.**

The County has utilized \$351,499 of the Community Services Block Grant to fund 6 services under a subcontract with 12 providers and to conduct administration of the program. The projects and/or services meet locally determined needs relevant to low income individuals/families and vulnerable population groups such as children, individuals with developmental disabilities, elderly, and persons with mental illness.

A list of the services for which funding was provided and the targeted populations that were served is as follows:

Self-Sufficiency

Beaver County Head Start (\$30,000 serving 30 individuals) This project engages a minimum of 30 "high risk" families in Beaver County in a process of problem solving using a "mentoring" model of intensive case management including counseling and development of an individual Family Service Plan. The "mentor"/social worker will remain involved with each family 3 months on average or longer as needed, identifying short and long term objectives with the families and educate them about community resources, advocating for themselves, and developing problem solving skills to meet future problems with strengthened personal skills.

Education

Beaver County Head Start (\$15,000 serving 600 individuals) "Project Start" provides drug, alcohol and violence abuse lessons in a classroom setting to low income children and their parents or guardians.

Emergency Services

The Women's Center of Beaver County (\$25,000 serving 190 individuals) "Sexual Assault/Domestic Violence Outreach Prevention Education" program provides education services to individuals from the community that are low income and/or a high risk for abuse and to current victims of abuse who have sought the center for help.

Contact Beaver Valley (\$25,00 serving 1,200 individuals) provides a telephone helpline, crisis intervention service and reassurance program staffed by trained volunteers who respond confidentially to human need 24 hours per day.

Employment

Beaver County Rehabilitation Center, Inc. (\$35 serving 40 individuals) provides employment training from initial assessment to competitive placement to low income individuals with disabilities.

The program also provides training for individuals to upgrade their current employment status.

Income Management

The Alliance for Consumer Protection (\$20,000 serving 200 individuals) provides consumer services to the client group including consumer credit counseling, budgeting and money management strategies, payment plans for debts, consumer education on making contracts, complaint-mediation, and consumer education about securing credit and loans.

Linkages

Big Brothers/Big Sisters of Beaver County (\$22,000 serving 225 individuals) provides services, transportation to training programs, education field trips and one-to-one mentors to disadvantaged youth who are not currently being served through the traditional Big Brothers / Big Sisters Program. The program also provides training and supervision to adult volunteers who will serve as mentors to the children.

Franklin Center (\$50,000 serving 1500 individuals) provides for basic human needs to low-income/working poor in Beaver County. Provision is made for medical equipment, clothing, furniture, appliances, Christmas gifts, rent/utility assistance and referral to other support agencies.

Neighborhood Legal Services Association (\$25,00 serving 450 individuals) provides service to high priority cases and to individual's participating in consumer clinics. The consumer clinic provides a means of training clients to assist them in resolving consumer problems such as debt collection and harassment. Free legal representation is made available for those whose problems progress to court proceedings.

Homemaker Home Health Services of Beaver County, Inc. (\$35,000 serving 45 individuals) Caregiver Relief Program provides a weekly respite to caregivers of low income residents with disabilities. The respite service is offered to the caregivers, free of charge, to provide time away from their responsibilities.

Franklin Center (\$25,000 serving 30 individuals) Outreach and Referral Service provides assistance to low income individuals in accessing information regarding energy assistance, community based workshops, job listings in cooperation with the Beaver County Job Center, and other social services programs.

Drug and Alcohol (\$10,000 serving 125 persons) Linkages to help increase their ability to remain addiction free and able to return to and maintain a productive life style.

Tiger Pause (\$11,499 serving 380 youth) Linkages to help youth establish friendship relationships with positive adult mentors.

Housing

Habitat for Humanity (\$25,000 serving 30 individuals) is a non-profit, self-help housing program that enables low-income persons to obtain housing. The program is designed to assist eligible persons to become self-sufficient through skills development and home ownership. Partner families are required to donate 500 (250 hours if single adult head of household) hours of "sweat equity" in their home and in other partner families' homes.

The Community Services Program of Beaver County also administers additional programs as follows:

Work Ready Program through a subcontract arrangement with the Beaver County Rehabilitation Center. The project has been very successful to date in assisting in the attainment of competitive employment for 90% of its referrals.

Homeless Assistance Program through subcontracts that are made with local social services.

NON-HOMELESS SPECIAL NEEDS

Non-homeless Special Needs

*Please also refer to the Non-homeless Special Needs Table in the Needs.xls workbook.

1. Identify actions taken to address special needs of persons that are not homeless but require supportive housing, (including persons with HIV/AIDS and their families).

Program Year 4 CAPER Non-homeless Special Needs response:

1. ***Unfortunately, the County received no state funding to rehabilitate housing units for persons with disabilities during the reporting period.***

The HACB continued to implement its Section 504 Assessment recommendations. With an overall goal of making 5% of the public housing stock accessible to persons with disabilities, the Housing Authority received approval for its Section 504 plan from HUD in March 2005. Construction or renovation of 4 units was completed in FY 2009 to meet Uniform Federal Accessibility Standards (UFAS) to bring the total of accessible units to 98. In addition, the HACB provided supportive services through 3 caseworkers who assisted 120 elderly residents with disabilities to remain in their residences.

Construction began on Westfield Towers, a Section 202 funded project which will provide 40 affordable housing units for the elderly in Hopewell. Passavant Homes, through a Section 811 funded project completed 19

additional units for people with developmental disabilities which included 8 in Aliquippa, 4 in Chippewa and 7 in Rochester. Passavant Homes, through Section 811 funded projects, also began construction on additional units in Beaver and Monaca for people with developmental disabilities.

The County continued providing CDBG assistance to the OVR New Hire Program. This program provides funding for administration of job training and placement services to persons with disabilities. During the reporting period 14 disabled adults were placed in jobs.

A total of \$46,684 was spent on 6 public facility improvements for handicapped accessibility. One project was completed and 5 were underway in FY 2009.

Fifteen low income disabled households were assisted through the County's Weatherization and Home Improvement Programs.

Through the Women's Center, 319 victims of domestic violence were provided shelter and supportive services.

Specific HOPWA Objectives

*Please also refer to the HOPWA Table in the Needs.xls workbook.

1. Overall Assessment of Relationship of HOPWA Funds to Goals and Objectives
Grantees should demonstrate through the CAPER and related IDIS reports the progress they are making at accomplishing identified goals and objectives with HOPWA funding. Grantees should demonstrate:
 - a. That progress is being made toward meeting the HOPWA goal for providing affordable housing using HOPWA funds and other resources for persons with HIV/AIDS and their families through a comprehensive community plan;
 - b. That community-wide HIV/AIDS housing strategies are meeting HUD's national goal of increasing the availability of decent, safe, and affordable housing for low-income persons living with HIV/AIDS;
 - c. That community partnerships between State and local governments and community-based non-profits are creating models and innovative strategies to serve the housing and related supportive service needs of persons living with HIV/AIDS and their families;
 - d. That through community-wide strategies Federal, State, local, and other resources are matched with HOPWA funding to create comprehensive housing strategies;
 - e. That community strategies produce and support actual units of housing for persons living with HIV/AIDS; and finally,
 - f. That community strategies identify and supply related supportive services in conjunction with housing to ensure the needs of persons living with HIV/AIDS and their families are met.
2. This should be accomplished by providing an executive summary (1-5 pages) that includes:
 - a. Grantee Narrative
 - i. Grantee and Community Overview

- (1) A brief description of your organization, the area of service, the name of each project sponsor and a broad overview of the range/type of housing activities and related services
 - (2) How grant management oversight of project sponsor activities is conducted and how project sponsors are selected
 - (3) A description of the local jurisdiction, its need, and the estimated number of persons living with HIV/AIDS
 - (4) A brief description of the planning and public consultations involved in the use of HOPWA funds including reference to any appropriate planning document or advisory body
 - (5) What other resources were used in conjunction with HOPWA funded activities, including cash resources and in-kind contributions, such as the value of services or materials provided by volunteers or by other individuals or organizations
 - (6) Collaborative efforts with related programs including coordination and planning with clients, advocates, Ryan White CARE Act planning bodies, AIDS Drug Assistance Programs, homeless assistance programs, or other efforts that assist persons living with HIV/AIDS and their families.
- ii. Project Accomplishment Overview
- (1) A brief summary of all housing activities broken down by three types: emergency or short-term rent, mortgage or utility payments to prevent homelessness; rental assistance; facility based housing, including development cost, operating cost for those facilities and community residences
 - (2) The number of units of housing which have been created through acquisition, rehabilitation, or new construction since 1993 with any HOPWA funds
 - (3) A brief description of any unique supportive service or other service delivery models or efforts
 - (4) Any other accomplishments recognized in your community due to the use of HOPWA funds, including any projects in developmental stages that are not operational.
- iii. Barriers or Trends Overview
- (1) Describe any barriers encountered, actions in response to barriers, and recommendations for program improvement
 - (2) Trends you expect your community to face in meeting the needs of persons with HIV/AIDS, and
 - (3) Any other information you feel may be important as you look at providing services to persons with HIV/AIDS in the next 5-10 years
- b. Accomplishment Data
- i. Completion of CAPER Performance Chart 1 of Actual Performance in the provision of housing (Table II-1 to be submitted with CAPER).
 - ii. Completion of CAPER Performance Chart 2 of Comparison to Planned Housing Actions (Table II-2 to be submitted with CAPER).

Program Year 4 CAPER Specific HOPWA Objectives response:

Beaver County was not a participant in the HOPWA program during the reporting period.

OTHER NARRATIVE

Include any CAPER information that was not covered by narratives in any other section.

Program Year 4 CAPER Other Narrative response:

Section 108 Accomplishments: The Section 108 Loan projects included streetscapes in Ambridge, New Brighton and Midland. At the end of FY 2007 the Ambridge Streetscape was complete benefiting 7682 people, 4382 of whom were low income. In FY 2009 both the New Brighton Streetscape and the Midland Streetscape were under construction. Please refer to the Section 108 Loan Report tab for additional information.

Housing Needs Table		Grantee:		Only complete blue sections. Do NOT type in sections other than blue.													Priority Need?	Plan to Fund?	Fund Source	Households with a Disabled Member		Disproportionate Racial/Ethnic Need?	# of Households in lead-Hazard Housing	Total Low Income HIV/AIDS Population			
		Current % of Households	Current Number of Households	3-5 Year Quantities												% of Goal				% HSHLD	# HSHLD						
				Year 1		Year 2		Year 3		Year 4*		Year 5*		Multi-Year													
				Goal	Actual	Goal	Actual	Goal	Actual	Goal	Actual	Goal	Actual	Goal	Actual												
Household Income <=30% MFI	Elderly	NUMBER OF HOUSEHOLDS	100%	1348																100%	515	No	997	UNK			
		Any housing problems	65.9	888		80	144	17	13	23	6	151	13	120		391	####	H	Y	H	63.3	326					
		Cost Burden > 30%	65.3	880													0	####									
		Cost Burden >50%	40.4	545													0	####									
	Renter	Small Related	NUMBER OF HOUSEHOLDS	100%	1519																		No				
			With Any Housing Problems	73.0	1109		761	144	125	700	6	717	##	592	389		##	####	H	Y	H						
			Cost Burden > 30%	72.4	1100													0	####								
			Cost Burden >50%	50.7	770													0	####								
	Renter	Large Related	NUMBER OF HOUSEHOLDS	100%	226																		No				
			With Any Housing Problems	87.2	197		0	31	1	1	0	1	1	0	0		2	####		Y	H						
			Cost Burden > 30%	76.1	172													0	####								
			Cost Burden >50%	54.4	123													0	####								
	Renter	All other hshld	NUMBER OF HOUSEHOLDS	100%	1295																		No				
			With Any Housing Problems	69.1	895		0	62	0	0	0	0	0	0	0		0	####	H	Y	H						
			Cost Burden > 30%	68.0	881													0	####								
			Cost Burden >50%	45.2	585													0	####								
	Owner	Elderly	NUMBER OF HOUSEHOLDS	100%	2111																						
			With Any Housing Problems	78.2	1651		19		17	18	23	18	27	0	13		99	####									
			Cost Burden > 30%	78.0	1647													0	####								
			Cost Burden >50%	52.1	1100													0	####								
		Owner	Small Related	NUMBER OF HOUSEHOLDS	100%	649																		Yes			
				With Any Housing Problems	83.1	539		24		20	30	28	48	20	26	14		106	####								
				Cost Burden > 30%	83.1	539													0	####							
				Cost Burden >50%	66.3	430													0	####							
Owner		related	NUMBER OF HOUSEHOLDS	100%	150																		No				
			With Any Housing Problems	94.7	142		5		3	4	4	2	4	0	2		18	####									

Household Income > 30 to <= 50% MFI		%	Count	Demographics												%	Count	Yes	Count			
				Age	Gender	Race	Ethnicity	Marital	Disability	Homeless	Substance	Other	Other	Other	Other							
Large F	Cost Burden > 30%	92.0	138											0	####							
	Cost Burden >50%	80.0	120											0	####							
All other hshold	NUMBER OF HOUSEHOLDS	100%	582															No				
	With Any Housing Problems	72.5	422	0	29	0	0	0	0	0	5	0		0	####	H	Y	C, H, O				
	Cost Burden > 30%	72.5	422											0	####							
	Cost Burden >50%	60.8	354											0	####							
Elderly	NUMBER OF HOUSEHOLDS	100%	1469															100%	580	Yes	1141	
	With Any Housing Problems	43.5	639	24	55	58	42	0	8	6	8	0		88	####	H	Y	H	39.9	231		
	Cost Burden > 30%	43.5	639											0	####							
	Cost Burden >50%	15.9	234											0	####							
Small Related	NUMBER OF HOUSEHOLDS	100%	995																		No	
	With Any Housing Problems	50.3	500	174	55	40	225	8	111	68	32	19		309	####	H	Y	H				
	Cost Burden > 30%	48.7	485											0	####							
	Cost Burden >50%	6.0	60											0	####							
Large Related	NUMBER OF HOUSEHOLDS	100%	188																		No	
	With Any Housing Problems	73.4	138	0	12	5	0	0	0	0	0	0		5	####	H	Y	H				
	Cost Burden > 30%	52.1	98											0	####							
	Cost Burden >50%	4.3	8											0	####							
All other hshold	NUMBER OF HOUSEHOLDS	100%	798																		No	
	With Any Housing Problems	60.5	483	0	24	0	0	0	0	0	0	0		0	####	H	Y	H				
	Cost Burden > 30%	60.0	479											0	####							
	Cost Burden >50%	13.8	110											0	####							
Elderly	NUMBER OF HOUSEHOLDS	100%	3542																		No	
	With Any Housing Problems	37.9	1342	11		0	3	14	4	24	0	11		60	####							
	Cost Burden > 30%	37.7	1335											0	####							
	Cost Burden >50%	14.4	510											0	####							
Small Related	NUMBER OF HOUSEHOLDS	100%	1224																		No	
	With Any Housing Problems	65.3	799	7		4	23	23	48	13	20	14		61	####							
	Cost Burden > 30%	64.5	789											0	####							
	Cost Burden >50%	30.6	375											0	####							
Owner related	NUMBER OF HOUSEHOLDS	100%	273																		No	
	With Any Housing Problems	65.2	178	2		0	2	2	0	11	0	1		16	####							

Household Income > 50 to <= 80% MFI		Large F																				
		Cost Burden > 30%	Cost Burden > 50%													0	####					
All other hshold		NUMBER OF HOUSEHOLDS	100%	553															Yes			
		With Any Housing Problems	62.9	348	0	42	0	0	0	0	0	0	0	0	0	0	0	####	H	Y	C, H	
		Cost Burden > 30%	62.9	348													0	####				
		Cost Burden > 50%	36.9	204													0	####				
Elderly		NUMBER OF HOUSEHOLDS	100%	902													100%		330	Yes	619	
		With Any Housing Problems	24.6	222	1	22	47	47	0	11	1	11	0	49	####	H	Y	H	29.1	96		
		Cost Burden > 30%	23.1	208													0	####				
		Cost Burden > 50%	3.1	28													0	####				
Small Related		NUMBER OF HOUSEHOLDS	100%	1569															No			
		With Any Housing Problems	19.4	304	24	22	5	174	0	38	11	6	12	52	####	H	Y	H				
		Cost Burden > 30%	15.9	249													0	####				
		Cost Burden > 50%	0.3	5													0	####				
Large Related		NUMBER OF HOUSEHOLDS	100%	305															No			
		With Any Housing Problems	21.3	65	0	5	0	0	0	0	0	0	0	0	0	####	H	Y	H			
		Cost Burden > 30%	3.3	10													0	####				
		Cost Burden > 50%	0.0	0													0	####				
All other hshold		NUMBER OF HOUSEHOLDS	100%	1313															No			
		With Any Housing Problems	17.0	223	0	9	0	0	0	0	0	0	0	0	0	####	Y	H				
		Cost Burden > 30%	16.4	215													0	####				
		Cost Burden > 50%	1.5	20													0	####				
Elderly		NUMBER OF HOUSEHOLDS	100%	5301															Yes			
		With Any Housing Problems	13.4	710	17	11	2	17	3	13	0	4	62	####								
		Cost Burden > 30%	13.3	705													0	####				
		Cost Burden > 50%	4.6	244													0	####				
Small Related		NUMBER OF HOUSEHOLDS	100%	3293															No			
		With Any Housing Problems	39.0	1284	25	32	17	19	36	22	18	26	124	####								
		Cost Burden > 30%	38.5	1268													0	####				
		Cost Burden > 50%	8.0	263													0	####				
Owner related		NUMBER OF HOUSEHOLDS	100%	715															No			
		With Any Housing Problems	42.7	305	6	3	2	4	0	3	0	2	18	####								

Large F	Cost Burden > 30%	37.1	265											0	####						
	Cost Burden > 50%	4.9	35											0	####						
All other hshold	NUMBER OF HOUSEHOLDS	100%	1183															Yes			
	With Any Housing Problems	39.1	463	0	37	0	0	0	0	0	0	0	0	0	####	H		C, H			
	Cost Burden > 30%	38.8	459											0	####						
	Cost Burden > 50%	16.1	190											0	####						
	Total Any Housing Problem			0	##	693	388	##	171	##	##	731	627	0	##			Total Disabled	653		
	Total 215 Renter				##	35	59			869	##	662			##			Tot. Elderly	5453	Total Lead Hazard	2757
	Total 215 Owner				116	123	111			134	151	58			378			Tot. Sm. Related	###	Total Renters	13567
	Total 215			0	##	158	170	0	0	##	##	720	0	0	##			Tot. Lg. Related	2233	Total Owners	20163

Continuum of Care Homeless Population and Subpopulations Chart

Part 1: Homeless Population	Sheltered		Un-sheltered	Total	Jurisdiction
	Emergency	Transitional			Data Quality
1. Homeless Individuals	12	73	8	93	(N) enumerations ▼
2. Homeless Families with Children	13	9	1	23	
2a. Persons in Homeless with Children Families	41	28	3	72	
Total (lines 1 + 2a)	53	101	11	165	

Part 2: Homeless Subpopulations	Sheltered		Un-sheltered	Total	Data Quality
1. Chronically Homeless		8			8
2. Severely Mentally Ill		63	5	68	
3. Chronic Substance Abuse		44	1	45	
4. Veterans		2	0	2	
5. Persons with HIV/AIDS		1	0	1	
6. Victims of Domestic Violence		28	3	31	
7. Youth (Under 18 years of age)		0	0	0	

Part 3: Homeless Needs Table: Individuals		Needs	Currently Available	Gap	5-Year Quantities										Total			Priority H, M, L	Plan to Fund? Y, N	Fund Source: CDBG, HOME, HOPWA, ESG, or Other
					Year 1		Year 2		Year 3		Year 4		Year 5		Goal	Actual	% of Goal			
					Goal	Complete	Goal	Complete	Goal	Complete	Goal	Complete	Goal	Complete						
Beds	Emergency Shelters	28	14	14	0	0	0	0	0	0	8	0	8	0	16	0	0%	H	Y	E, O
	Transitional Housing	103	85	18	0	0	0	0	0	0	4	0	0	0	4	0	0%	H	Y	E, O
	Permanent Supportive Housing	103	60	43	0	8	30	0	19	0	0	0	0	23	49	31	63%	H	N	E, O
	Total	234	159	75	0	0	0	0	0	0	8	0	8	0	16	0	0%			
Chronically Homeless		59	7																	

Part 4: Homeless Needs Table: Families		Needs	Currently Available	Gap	5-Year Quantities										Total			Priority H, N, L	Plan to Fund? Y, N	Fund Source: CDBG, HOME, HOPWA, ESG or Other
					Year 1		Year 2		Year 3		Year 4		Year 5		Goal	Actual	% of Goal			
					Goal	Complete	Goal	Complete	Goal	Complete	Goal	Complete	Goal	Complete						
Beds	Emergency Shelters	34	25	9	0	0	0	0	0	0	0	12	4	0	4	12	300%	H	Y	E, O
	Transitional Housing	47	16	31	0	0	0	0	0	0	0	3	0	12	0	15	###	H	Y	E, O
	Permanent Supportive Housing	47	42	5	0	8	0	0	0	0	0	19	4	0	4	27	675%	H	N	E, O
	Total	128	83	45	0	8	0	0	0	0	0	34	8	12	8	54	675%			

Completing Part 1: Homeless Population. This must be completed using statistically reliable, unduplicated counts or estimates of homeless persons in sheltered and unsheltered locations at a one-day point in time. The counts must be from: (A) administrative records, (N) enumerations, (S) statistically reliable samples, or (E) estimates. The quality of the data presented in each box must be identified as: (A), (N), (S) or (E).

Completing Part 2: Homeless Subpopulations. This must be completed using statistically reliable, unduplicated counts or estimates of homeless persons in sheltered and unsheltered locations at a one-day point in time. The numbers must be from: (A) administrative records, (N) enumerations, (S) statistically reliable samples, or (E) estimates. The quality of the data presented in each box must be identified as: (A), (N), (S) or (E).

Sheltered Homeless. Count adults, children and youth residing in shelters for the homeless. "Shelters" include all emergency shelters and transitional shelters for the homeless, including domestic violence shelters, residential programs for runaway/homeless youth, and any hotel/motel/apartment voucher arrangements paid by a public/private agency because the person or family is homeless. Do not count: (1) persons who are living doubled up in conventional housing; (2) formerly homeless persons who are residing in Section 8 SRO, Shelter Plus Care, SHP permanent housing or other permanent housing units; (3) children or youth, who because of their own or a parent's homelessness or abandonment, now reside temporarily and for a short anticipated duration in hospitals, residential treatment facilities, emergency foster care, detention facilities and the like; and (4) adults living in mental health facilities, chemical dependency facilities, or criminal justice facilities.

Unsheltered Homeless. Count adults, children and youth sleeping in places not meant for human habitation. Places not meant for human habitation include streets, parks, alleys, parking ramps, parts of the highway system, transportation depots and other parts of transportation systems (e.g. subway tunnels, railroad car), all-night commercial establishments (e.g. movie theaters, laundromats, restaurants), abandoned buildings, building roofs or stairwells, chicken coops and other farm outbuildings, caves, campgrounds, vehicles, and other similar places.

Jurisdiction

Only complete blue sections.

Housing and Community Development Activities	Needs	Current	Gap	5-Year Quantities												% of Goal	Priority Need: H, M, L	Dollars to Address	Plan to Fund? Y/N	Fund Source
				Year 1		Year 2		Year 3		Year 4		Year 5		Cumulative						
				Goal	Actual	Goal	Actual	Goal	Actual	Goal	Actual	Goal	Actual	Goal	Actual					
01 Acquisition of Real Property 570.201(a)	1	0	1		1		1			0	1			0	3	###	H			
02 Disposition 570.201(b)	0	0	0							1				1	0	0%				
Public Facilities and Improvements																				
03 Public Facilities and Improvements (General) 570.201(c)	12	0	12	6	2	3	4	5	1	0	3	1	3	15	13	87%	H	3,180	Y	C
03A Senior Centers 570.201(c)	0	0	0							0	1			0	1	###	M			
03B Handicapped Centers 570.201(c)	0	0	0					1		1	1			2	1	50%		50		
03C Homeless Facilities (not operating costs) 570.201(c)	0	0	0							0	0			0	0	###				
03D Youth Centers 570.201(c)	0	0	0							0	0			1	0	0%	M			
03E Neighborhood Facilities 570.201(c)	0	0	0			1		4	1	3	1	1	4	9	6	67%	M	146	Y	C
03F Parks, Recreational Facilities 570.201(c)	15	0	15	2	6	5	3	2	1	2	6	1	1	12	17	142%	H	830	Y	C
03G Parking Facilities 570.201(c)	6	0	6	1		1	1			0	1			2	2	100%	H	282	Y	C
03H Solid Waste Disposal Improvements 570.201(c)	0	0	0											0	0	###	M			
03I Flood Drain Improvements 570.201(c)	0	0	0			0								0	0	###	H	90	Y	C
03J Water/Sewer Improvements 570.201(c)	28	0	28	6	3	5	5	3	2	4	2	4	6	22	18	82%	H	1105	Y	C
03K Street Improvements 570.201(c)	34	0	34	17	4	14	14	9	2	8	13	6	9	54	42	78%	H	1,718	Y	C
03L Sidewalks 570.201(c)	22	0	22	2	4	2	0	3	0	3	5	2	1	12	10	83%	H	744	Y	C
03M Child Care Centers 570.201(c)	0	0	0							0	0			0	0	###	M			
03N Tree Planting 570.201(c)	0	0	0							0	0			0	0	###				
03O Fire Stations/Equipment 570.201(c)	0	0	0				1			0	0			0	1	###				
03P Health Facilities 570.201(c)	0	0	0							0	0			0	0	###	M			
03Q Abused and Neglected Children Facilities 570.201(c)	0	0	0							0	0			0	0	###				
03R Asbestos Removal 570.201(c)	0	0	0							0	0			0	0	###	M			
03S Facilities for AIDS Patients (not operating costs) 570.201(c)	0	0	0							0	0			0	0	###				
03T Operating Costs of Homeless/AIDS Patients Programs	0	0	0					2	0	2	4			4	4	100%		162		
04 Clearance and Demolition 570.201(d)	5	0	5	5	4	1	1	1	0	1	1	2	1	10	7	70%	H	25	Y	C
04A Clean-up of Contaminated Sites 570.201(d)	0	0	0							0	0			0	0	###				
Services																				
05 Public Services (General) 570.201(e)	5	0	5	1		1	1	2	2	2	3	2	1	8	7	88%	H	130	Y	C
05A Senior Services 570.201(e)	0	0	0			2		1	0	0	0		2	3	2	67%	M	50	Y	
05B Handicapped Services 570.201(e)	0	0	0					1	0	0	0			1	0	0%	M	50		C
05C Legal Services 570.201(e)	0	0	0							0	0			0	0	###				
05D Youth Services 570.201(e)	0	0	0	1	2	1	1	1	1	2	2	1	2	6	8	133%	H	382	Y	C
05E Transportation Services 570.201(e)	0	0	0							0	0			0	0	###	M			
05F Substance Abuse Services 570.201(e)	0	0	0							0	0			0	0	###	M			
05G Battered and Abused Spouses 570.201(e)	0	0	0							0	0			0	0	###				
05H Employment Training 570.201(e)	5	0	5	1	1	1	1			1	1	1	1	4	4	100%	H	275	Y	
05I Crime Awareness 570.201(e)	0	0	0							0	0			0	0	###	M			
05J Fair Housing Activities (if CDBG, then subject to 570.201(e))	0	0	0							0	0			0	0	###				

Public	05K Tenant/Landlord Counseling 570.201(e)	0	0	0							0	0			0	0	####				
	05L Child Care Services 570.201(e)	0	0	0							0	0			0	0	####	M			
	05M Health Services 570.201(e)	0	0	0							0	0			0	0	####	M			
	05N Abused and Neglected Children 570.201(e)	0	0	0							0	0			0	0	####				
	05O Mental Health Services 570.201(e)	0	0	0							0	0			0	0	####				
	05P Screening for Lead-Based Paint/Lead Hazards Poison 570.201(f)	0	0	0							0	0			0	0	####				
	05Q Subsistence Payments 570.204	0	0	0							0	0			0	0	####				
	05R Homeownership Assistance (not direct) 570.204	1	0	1					1		1	0			2	0	0%			13	
	05S Rental Housing Subsidies (if HOME, not part of 5% 570.204	0	0	0							0	0			0	0	####				
	05T Security Deposits (if HOME, not part of 5% Admin c	0	0	0							0	0			0	0	####				
	06 Interim Assistance 570.201(f)	0	0	0							0	0			0	0	####				
	07 Urban Renewal Completion 570.201(h)	0	0	0							0	0			0	0	####				
	08 Relocation 570.201(i)	0	0	0							0	0			0	0	####				
	09 Loss of Rental Income 570.201(j)	0	0	0							0	0			0	0	####				
	10 Removal of Architectural Barriers 570.201(k)	0	0	0							0	0			0	0	####				
	11 Privately Owned Utilities 570.201(l)	0	0	0							0	0			0	0	####				
	12 Construction of Housing 570.201(m)	0	0	0					4		0	0			0	4	####				
	13 Direct Homeownership Assistance 570.201(n)	0	0	0							0	0			0	0	####				
	14A Rehab; Single-Unit Residential 570.202	400	0	400	80	92	110	92	82	114	108	123	3	4	383	425	111%	H	4,753	Y	C
	14B Rehab; Multi-Unit Residential 570.202	0	0	0					100		2	4			102	4	4%		685		
	14C Public Housing Modernization 570.202	0	0	0							0	0			0	0	####				
14D Rehab; Other Publicly-Owned Residential Buildings 570.202	0	0	0							0	0			0	0	####					
14E Rehab; Publicly or Privately-Owned Commercial/Indu 570.202	68	0	68	18	34	15	38	15	28	15	13	1	2	64	115	180%	H	2,800	Y	C	
14F Energy Efficiency Improvements 570.202	0	0	0							0	0			0	0	####					
14G Acquisition - for Rehabilitation 570.202	0	0	0							0	0			0	0	####					
14H Rehabilitation Administration 570.202	0	0	0							0	0			0	0	####					
14I Lead-Based/Lead Hazard Test/Abate 570.202	0	0	0							0	0			0	0	####					
15 Code Enforcement 570.202(c)	0	0	0							0	0			0	0	####					
16A Residential Historic Preservation 570.202(d)	0	0	0							0	0			0	0	####					
16B Non-Residential Historic Preservation 570.202(d)	0	2	-2							0	0			0	0	####	H	90		C	
17A CI Land Acquisition/Disposition 570.203(a)	0	0	0	1						0	0			1	0	0%					
17B CI Infrastructure Development 570.203(a)	5	0	5	1					4	0	0			1	4	400%	H	1,150		C	
17C CI Building Acquisition, Construction, Rehabilitat 570.203(a)	0	0	0							0	0			0	0	####					
17D Other Commercial/Industrial Improvements 570.203(a)	0	0	0							0	0			0	0	####	M	350		C	
18A ED Direct Financial Assistance to For-Profits 570.203(b)	0	0	0	1	1	1	1	1	1	1	1			2	3	150%		7		C	
18B ED Technical Assistance 570.203(b)	0	0	0							0	0			0	0	####	H	90		C	
18C Micro-Enterprise Assistance	5	0	5	1	1	1	1	1	1	2	2			3	5	8	160%	H	250	Y	C
19A HOME Admin/Planning Costs of PJ (not part of 5% Ad	0	0	0							0	0			0	0	####					
19B HOME CHDO Operating Costs (not part of 5% Admin ca	0	0	0							0	0			0	0	####					
19C CDBG Non-profit Organization Capacity Building	0	0	0		1	2	1	1	2	3	2	2		6	8	133%			Y	C	
19D CDBG Assistance to Institutes of Higher Education	0	0	0							0	0			0	0	####					
19E CDBG Operation and Repair of Foreclosed Property	0	0	0							0	0			0	0	####					
19F Planned Repayment of Section 108 Loan Principal	5	0	5	1	1	1	1	1	1	1	1	1	1	4	3	75%			3,423	Y	C

	19G Unplanned Repayment of Section 108 Loan Principal	0	0	0							0	0			0	0	####				
	19H State CDBG Technical Assistance to Grantees	0	0	0							0	0			0	0	####				
	20 Planning 570.205	0	0	0																	
HOPWA	21A General Program Administration 570.206	0	0	0		11	2	5	4	2	0	6	1		7	24	343%	H	1083	Y	C,O
	21B Indirect Costs 570.206	0	0	0			1	1	2	1	2	1	1	1	6	4	67%			Y	C
	21D Fair Housing Activities (subject to 20% Admin cap) 570.206	5	0	5		1	1	1			1	0	1		3	2	67%	H	93	Y	C
	21E Submissions or Applications for Federal Programs 570.206	0	0	0							0	0			0	0	####				
	21F HOME Rental Subsidy Payments (subject to 5% cap)	0	0	0							0	0			0	0	####				
	21G HOME Security Deposits (subject to 5% cap)	0	0	0							0	0			0	0	####				
	21H HOME Admin/Planning Costs of PJ (subject to 5% cap)	0	0	0			1	1	1	1	1	1	1		3	3	100%				
	21I HOME CHDO Operating Expenses (subject to 5% cap)	0	0	0			1	1	1	1	1	1	1		3	3	100%				
	22 Unprogrammed Funds	0	0	0								0	0		0	0	####				
HOPWA	31J Facility based housing - development	0	0	0							0	0			0	0	####				
	31K Facility based housing - operations	0	0	0							0	0			0	0	####				
	31G Short term rent mortgage utility payments	0	0	0							0	0			0	0	####				
	31F Tenant based rental assistance	0	0	0							0	0			0	0	####				
	31E Supportive service	0	0	0							0	0			0	0	####				
	31I Housing information services	0	0	0							0	0			0	0	####				
	31H Resource Identification	0	0	0							0	0			0	0	####				
	31B Administration - grantee	0	0	0							0	0			0	0	####				
	31D Administration - project sponsor	0	0	0							0	0			0	0	####				
CDBG	Acquisition of existing rental units	0	0	0							0	0			0	0	####				
	Production of new rental units	0	0	0							0	0			0	0	####				
	Rehabilitation of existing rental units	0	0	0						10	0	16		14	0	40	####				
	Rental assistance	0	0	0							0	0			0	0	####				
	Acquisition of existing owner units	0	0	0							0	0			0	0	####				
	Production of new owner units	0	0	0							0	0			0	0	####				
	Rehabilitation of existing owner units	0	0	0							0	0			0	0	####				
	Homeownership assistance	0	0	0			77		129	0	151	61	74	61	431	707%					
	Acquisition of existing rental units	0	0	0							0	0			0	0	####			Y	H
HOME	Production of new rental units	0	0	0		15	9		15	0	4	32	6	47	34	72%					
	Rehabilitation of existing rental units	0	0	0						0	0			0	0	####					
	Rental assistance	0	0	0						0	0			0	0	####					
	Acquisition of existing owner units	0	0	0		15	33		42	0	13			15	88	587%			Y	H	
	Production of new owner units	0	0	0						0	0		3	3	0	0%					
	Rehabilitation of existing owner units	0	0	0		5	5			0	0			5	5	100%			Y	H	
	Homeownership assistance	0	0	0			6		0	0	0			0	6	####					
	Totals	622	2	620	143	168	206	310	245	359	167	385	128	138	889	1360	####				


Non-Homeless Special Needs Including HOPWA		Needs	Currently Available	GAP	3-5 Year Quantities										Total		
					Year 1		Year 2		Year 3		Year 4*		Year 5*		Goal	Actual	% of Goal
					Goal	Complete	Goal	Complete	Goal	Complete	Goal	Complete	Goal	Complete			
Housing Needed	52. Elderly	2863	870	1993	0	54	7	3	100	0	18	40	127	120	252	217	86%
	53. Frail Elderly	2589	1836	753	0	0	48	0	7	0	11	0	4	0	70	0	0%
	54. Persons w/ Severe Mental Illness	135	92	43	0	35	0	0	0	18	13	0	31	23	44	76	173%
	55. Developmentally Disabled	228	228	0	0	0	0	0	0	0	0	9	14	19	14	28	200%
	56. Physically Disabled	2002	0	2002	0	5	0	14	33	0	20	15	15	4	68	38	56%
	57. Alcohol/Other Drug Addicted	286	220	66	0	0	0	0	0	0	0	0	31	0	31	0	0%
	58. Persons w/ HIV/AIDS & their families	0	0	0	0	0	0	0	0	0	0	0	0	0	0	0	####
	59. Public Housing Residents	90	35	55	0	0	19	18	124	26	427	425	4	4	574	473	82%
	Total	8193	3281	4912	0	94	74	35	264	44	489	489	226	170	1053	832	79%
Supportive Services Needed	60. Elderly	1145	700	445	0	7	700	0	0	0	0	0	150	120	850	127	15%
	61. Frail Elderly	2589	0	2589	0	0	5	1860	1691	125	125	125	0	0	1821	2110	116%
	62. Persons w/ Severe Mental Illness	230	200	30	0	28	0	0	0	0	0	0	0	23	0	51	####
	63. Developmentally Disabled	228	228	0	0	0	0	0	0	0	0	0	0	17	0	17	####
	64. Physically Disabled	0	0	0	0	0	0	0	0	0	0	0	0	4	0	4	####
	65. Alcohol/Other Drug Addicted	286	220	66	0	0	0	0	0	30	0	0	0	0	0	30	####
	66. Persons w/ HIV/AIDS & their families	0	0	0	0	0	0	0	0	0	0	0	0	0	0	0	####
	67. Public Housing Residents	150	130	20	0	0	130	247	259	281	254	206	130	75	773	809	105%
	Total	4628	1478	3150	0	35	835	2107	1950	436	379	331	280	239	3444	3148	91%

Objectives

Key for Abbreviations

SP	Strategic Plan from the FY 2005-2009 Consolidated Plan
Act.	Activity
pg.	Page number

Please Note: The Performance Indicators for the objectives which include projects that are reported on in this year's CAPER are highlighted (yellow or dark gray) on the objective sheets.



Summary of Specific Annual Objectives

Specific Obj. #	Outcome/Objective Specific Annual Objectives	Sources of Funds	Performance Indicators	Year	Expected Number	Actual Number	Percent Completed		
DH-1 Availability/Accessibility of Decent Housing									
DH-1 (1)	To increase homeownership among low-income households in Beaver County (SP pg. 73, Priority #3 pg.78)	Act 137	Assist extremely low income households (0%- 30% MFI) through the first-time homebuyer program HOME06-6, HOME05, HOME04, HOME07-06, HOME08-5	2005	5	4	80%		
				2006	5	0	0%		
		ADDI		2007	5	0	0%		
				2008	5	0	0%		
		Source of Funds #3		2009	5	1	20%		
		MULTI-YEAR GOAL				25	5	20%	
		Act 137		Assist very low income households (30%- 50% MFI) through the first-time homebuyer program HOME06-6, HOME05, HOME04, HOME07-06, HOME08-5	2005	12	2	17%	
					2006	12	4	33%	
		ADDI			2007	12	3	25%	
					2008	16	1	6%	
	Source of Funds #3	2009	10		1	10%			
	MULTI-YEAR GOAL					62	11	18%	
	Funding a first-time homebuyer assistance program (SP pg.79 & 80 Act. #2)	Act 137	Assist low income households (50%- 80% MFI) through the first-time homebuyer program HOME06-6, HOME05, HOME04, HOME07-06, HOME08-5		2005	8	7	88%	
		2006			8	20	250%		
		2007			8	6	75%		
		2008			9	9	100%		
		2009		8	10	125%			
	MULTI-YEAR GOAL				41	52	127%		



Summary of Specific Annual Objectives

Specific Obj. #	Outcome/Objective Specific Annual Objectives	Sources of Funds	Performance Indicators	Year	Expected Number	Actual Number	Percent Completed		
DH-1 Availability/Accessibility of Decent Housing									
DH-1 (1a)	To increase homeownership among low-income households in Beaver County (SP pg. 73, Priority #3 pg.78.)	Act 137	Assist households at 80%-100% of MFI through the first-time homebuyer program	2005		13	#DIV/0!		
		Source of Funds #2		2006		16	#DIV/0!		
				2007		4	#DIV/0!		
				2008	2	3	150%		
		Source of Funds #3		2009	0	2	#DIV/0!		
				MULTI-YEAR GOAL		2	38	1900%	
		Funding a first-time homebuyer assistance program (SP pg.79 & 80 Act. #2)		Source of Funds #1		2005			#DIV/0!
				Source of Funds #2		2006			#DIV/0!
						2007			#DIV/0!
						2008			#DIV/0!
	Source of Funds #3		2009				#DIV/0!		
			MULTI-YEAR GOAL			0	0	#DIV/0!	
	Source of Funds #1			2005				#DIV/0!	
				2006				#DIV/0!	
				2007				#DIV/0!	
				2008				#DIV/0!	
		2009		8		0%			
	MULTI-YEAR GOAL		8	0	0%				



Summary of Specific Annual Objectives

Specific Obj. #	Outcome/Objective Specific Annual Objectives	Sources of Funds	Performance Indicators	Year	Expected Number	Actual Number	Percent Completed		
DH-1 Availability/Accessibility of Decent Housing									
DH-1 (2)	To seek opportunities to develop accessible housing (SP pg. 74)	Housing Choice Voucher (Section 8)	Assist extremely low income households (0%- 30% MFI) through the self-sufficiency program	2005	5	12	240%		
		Source of Funds #2		2006	1	12	1200%		
		Source of Funds #3		2007	1	7	700%		
				2008	21	0	0%		
				2009	1	0	0%		
		MULTI-YEAR GOAL				29	31	107%	
		Housing Authority of Beaver County to operate HUD's Self-Sufficiency program (SP Act #2 pg.79 & 80)		Housing Choice Voucher (Section 8)	Assist very low income households (30%- 50% MFI) through the self-sufficiency program	2005	12	5	42%
				Source of Funds #2		2006	1	5	500%
				Source of Funds #3		2007	1	2	200%
						2008	1	0	0%
	2009		1			0	0%		
	MULTI-YEAR GOAL					16	12	75%	
	Housing Choice Voucher (Section 8)		Assist low income households (50%- 80% MFI) through the self-sufficiency program	2005		0	0	#DIV/0!	
				2006		0	0	#DIV/0!	
				2007		0	0	#DIV/0!	
				2008		0	0	#DIV/0!	
		2009		0	0	#DIV/0!			
		MULTI-YEAR GOAL				0	0	#DIV/0!	



Summary of Specific Annual Objectives

Specific Obj. #	Outcome/Objective Specific Annual Objectives	Sources of Funds	Performance Indicators	Year	Expected Number	Actual Number	Percent Completed	
DH-1 Availability/Accessibility of Decent Housing								
DH-1 (3)	Encourage newly constructed or substantially rehabilitated affordable rental units for low income households, including special needs populations (SP Priority #4 p.80)	HOME	Constuction or rehabilitaion of privately owned units and occupied by extremely low income households (0%-30% MFI)	2005	9	3	33%	
				2006	0	0	#DIV/0!	
		Source of Funds #2	HOME06-3, HOME06-5 (Park Place), HOME07-02 (Villa St. Joseph), HOME07-05, Villa St. Joseph (HOME-04, HOME-06, HOME-07)- Mayfield Terrace, Stone Edge Apts.	2007	11	7	64%	
				2008	15	2	13%	
		Source of Funds #3		2009	16	0	0%	
		MULTI-YEAR GOAL				51	12	24%
		HOME	Constuction or rehabilitaion of privately owned units and occupied by very low income households (30%-50% MFI)	2005	6	12	200%	
				2006	3	4	133%	
		Source of Funds #2	HOME05, HOME06-3, HOME06-5 (Park Place), HOME07-05, Villa St. Joseph, (HOME-04, HOME-06, HOME-07), Mayfield Terrace, Stone Edge	2007	42	8	19%	
				2008	8	2	25%	
	Source of Funds #3		2009	8	0	0%		
	MULTI-YEAR GOAL				67	26	39%	
	Support private or non-profit rental housing development (SP Act. #1 pg. 81 & 82) (CHDO- Mayfield Terrace, West Mayfield -4 units; Private- Stone Edge Apts, East Rochester - 11 untis; Alum Ridge, New Brighton-11units, Villa St. Joseph 23 Units, Park Place 77 Units)	HOME	Constuction or rehabilitaion of privately owned units and occupied by low income households (50%-80% MFI)	2005	5	4	80%	
				2006	12	5	42%	
		Source of Funds #2	HOME05, HOME06-3, HOME06-5, HOME07-2 (Park Place), HOME07-05, Villa St. Joseph (HOME-04, HOME-06, HOME-07), Mayfield Terrace, Stone Edge	2007	47	0	0%	
			2008	11	0	0%		
Source of Funds #3			2009	11	6	55%		
MULTI-YEAR GOAL				86	15	17%		



Summary of Specific Annual Objectives

Specific Obj. #	Outcome/Objective Specific Annual Objectives	Sources of Funds	Performance Indicators	Year	Expected Number	Actual Number	Percent Completed		
DH-1 Availability/Accessibility of Decent Housing									
DH-1 (3a)	Encourage newly constructed or substantially rehabilitated affordable rental units for low income households, including special needs populations (SP Priority #4 p.80)	HOME	Assist CHDO's through operating funds HOME07-04, HOME08-3, HOME09-3	2005		3	#DIV/0!		
				2006		1	#DIV/0!		
		Source of Funds #2		2007	1	1	100%		
				2008	1	2	200%		
		Source of Funds #3		2009	1	1	100%		
		MULTI-YEAR GOAL				3	8	267%	
		PA Reinvestment		Construct affordable rental housing for BCBH priority consumers	2005			#DIV/0!	
					2006			#DIV/0!	
		Source of Funds #2			2007			#DIV/0!	
		2008	10		0	0%			
	Source of Funds #3	2009	22		0	0%			
	MULTI-YEAR GOAL					32	0	0%	
	Support private or non-profit rental housing development (SP Act. #1 pg. 81 & 82)	Source of Funds #1		2005			#DIV/0!		
				2006			#DIV/0!		
		Source of Funds #2		2007			#DIV/0!		
				2008			#DIV/0!		
		Source of Funds #3		2009			#DIV/0!		
		MULTI-YEAR GOAL				0	0	#DIV/0!	



Summary of Specific Annual Objectives

Specific Obj. #	Outcome/Objective Specific Annual Objectives	Sources of Funds	Performance Indicators	Year	Expected Number	Actual Number	Percent Completed		
DH-1 Availability/Accessibility of Decent Housing									
DH-1 (4)	Encourage newly constructed or substantially rehabilitated affordable rental units for low income households, including special needs populations (SP Priority #4 p.80)	State Funding	Constuction of publicly owned units occupied by extremely low income households (0%-30% MFI)	2005	0		#DIV/0!		
				2006	0	19	#DIV/0!		
		Housing Authority Capital Fund		2007	0	0	#DIV/0!		
				2008	15	68	453%		
		Source of Funds #3		2009	0	0	#DIV/0!		
		MULTI-YEAR GOAL				15	87	580%	
		State Funding		Constuction of publicly owned units occupied by very low income households (30%-50% MFI)	2005	0		#DIV/0!	
					2006	1	2	200%	
		Housing Authority Capital Fund			2007	0	0	#DIV/0!	
		2008	1		4	400%			
	Source of Funds #3	2009	2		2	100%			
	MULTI-YEAR GOAL					4	8	200%	
	State Funding	Constuction of publicly owned units occupied by low income households (50%-80% MFI)	2005		0		#DIV/0!		
			2006		1	0	0%		
	Housing Authority Capital Fund		2007		122	2	2%		
			2008	0	1	#DIV/0!			
	Source of Funds #3		2009	0	0	#DIV/0!			
	MULTI-YEAR GOAL				123	3	2%		
	Construction of new and scattered site public housing units (SP Act. #2 pg. 81 & 82)								



Summary of Specific Annual Objectives

Specific Obj. #	Outcome/Objective Specific Annual Objectives	Sources of Funds	Performance Indicators	Year	Expected Number	Actual Number	Percent Completed		
DH-1 Availability/Accessibility of Decent Housing									
DH-1 (5)	Preserve and expand the supply of affordable housing through acquisition in conjunction with rehabilitation (SP Priority #6 pg. 84)	HOME	Acquisition of property to convert to rental housing for extremely low income households (0%-30% MFI) (Life & Liberty HOME-04), BCCHDO 8TH Ave Beaver Falls (HOME-04), Habitat for Humanity (HOME-08)	2005	9	2	22%		
				2006	0	0	#DIV/0!		
		Source of Funds #2		2007	0	0	#DIV/0!		
				2008	15	2	13%		
		Source of Funds #3		2009	0	4	#DIV/0!		
		MULTI-YEAR GOAL				24	8	33%	
		HOME		Acquisition of property to convert to rental housing for very low income households (30%-50% MFI) (Life & Liberty HOME-04), BCCHDO 8TH Ave Beaver Falls (HOME-04)	2005	6	8	133%	
					2006	0	0	#DIV/0!	
		Source of Funds #2			2007	0	0	#DIV/0!	
		2008	1		2	200%			
	Source of Funds #3	2009	10		0	0%			
	MULTI-YEAR GOAL					17	10	59%	
	Support plans by non-profits or private developers to acquire properties in Beaver County to convert to affordable rental housing units. (SP Act. #1 pg. 84 & 85)	HOME	Acquisition of property to convert to rental housing for low income households (50%-80% MFI) (Life & Liberty HOME-04), BCCHDO 8TH Ave Beaver Falls (HOME-04)		2005	5	1	20%	
					2006	0	0	#DIV/0!	
		Source of Funds #2			2007	0	0	#DIV/0!	
				2008	3	0	0%		
		Source of Funds #3		2009	0	0	#DIV/0!		
		MULTI-YEAR GOAL				8	1	13%	



Summary of Specific Annual Objectives

Specific Obj. #	Outcome/Objective Specific Annual Objectives	Sources of Funds	Performance Indicators	Year	Expected Number	Actual Number	Percent Completed	
DH-1 Availability/Accessibility of Decent Housing								
DH-1 (6)	Provide assistance to the homeless population and those at risk of becoming homeless through non-profit organizations and other public agencies (SP Homeless Strategies Priority #1 pg. 88 & 89)	ESG	Assist homeless persons through funding operation/rehabilitation of emergency shelters ESG06-2, ESG 04-57 (Women's Center), ESG07-02, ESG07-03 (Salvation Army), State ESG07 (Supportive Services), State HAP (BCCHDO, Salvation Army, Women's Center), ESG08-3 Salvation Army, ESG08-2	2005	180	176	98%	
				2006	180	406	226%	
		State HAP		2007	100	396	396%	
				2008	150	232	155%	
		Source of Funds #3		2009	350	319	91%	
		MULTI-YEAR GOAL				960	1529	159%
		ESG	Assist homeless persons through funding operation/rehabilitation of transitional housing ESG06-2, ESG04-56, ESG04-57, ESG03-01 (Help House, Supportive Services, Inc.) ESG07-02, ESG08-02	2005	150	117	78%	
				2006	150		0%	
		State HAP		2007	150	219	146%	
				2008	150	94	63%	
	Source of Funds #3	2009		100	86	86%		
	MULTI-YEAR GOAL				700	516	74%	
	Address the emergency shelter and transitional housing needs of homeless persons (SP Act #3 pg. 89 & 90)	ESG	Fund and/or endorse Applications by agencies seeking public and/or private funding to address the housing and supportive services needs of the homeless population ESG06-2, ESG 07-03 (Salvation Army), ESG-07-02, Supportive Housing Application and Men's Shelter	2005		0	#DIV/0!	
				2006	1		0%	
		State HAP		2007	1	1	100%	
				2008	2	2	100%	
		Source of Funds #3		2009	1	1	100%	
		MULTI-YEAR GOAL				1	4	400%



Summary of Specific Annual Objectives

Specific Obj. #	Outcome/Objective Specific Annual Objectives	Sources of Funds	Performance Indicators	Year	Expected Number	Actual Number	Percent Completed	
DH-1 Availability/Accessibility of Decent Housing								
DH-1 (6a)	Provide assistance to the homeless population and those at risk of becoming homeless through non-profit organizations and other public agencies (SP Homeless Strategies Priority #1 pg. 88 & 89)	CDBG	Assist homeless persons through funding the Homeless Management Information system CD055519, CD065523, CD075516, CD085516, CD095516	2005	1000		0%	
				2006	100	137	137%	
		Source of Funds #2		2007	100	320	320%	
				2008	300	1109	370%	
		Source of Funds #3		2009	330	1282	388%	
		MULTI-YEAR GOAL				1830	2848	156%
		ESG	Provide case management services to homeless persons ESG07-03 - Salvation Army, HAP 07-08-Contact, BCCHDO, Harbor Point, Women's, Center, ESG08-3 Salvation Army, ESG09-3 Salvation Army	2005			#DIV/0!	
				2006			#DIV/0!	
		Supportive Housing Program		2007	330	1208	366%	
				2008	330	326	99%	
	State HAP	2009		330	405	123%		
	MULTI-YEAR GOAL				990	1939	196%	
	Address the emergency shelter and transitional housing needs of homeless persons (SP Act #3 pg. 89 & 90)	Source of Funds #1		2005			#DIV/0!	
				2006			#DIV/0!	
		Source of Funds #2		2007			#DIV/0!	
			2008			#DIV/0!		
Source of Funds #3			2009			#DIV/0!		
MULTI-YEAR GOAL				1	0	0%		



Summary of Specific Annual Objectives

Specific Obj. #	Outcome/Objective Specific Annual Objectives	Sources of Funds	Performance Indicators	Year	Expected Number	Actual Number	Percent Completed		
DH-1 Availability/Accessibility of Decent Housing									
DH-1 (7)	Support activities that address the housing and supportive service needs of elderly and frail elderly residents (SP Special Needs Population Priority #1 pg.90)	Supportive Housing	Develop affordable and accessible elderly housing (SP pg. 91) (Villa St. Joseph HOME07-02, Park Place HOME07-02)	2005	10	0	0%		
				2006	8	0	0%		
		HOME		2007	100	0	0%		
				2008	15	0	0%		
		Source of Funds #3		2009	32	0	0%		
		MULTI-YEAR GOAL				165	0	0%	
		Pa Accessible Housing Program (PAHP)		Provide accessibility improvements to elderly through the County's homeowner rehabilitation programs	2005	6	1	17%	
					2006	6	53	883%	
		Source of Funds #2			2007	6	26	433%	
		2008	6		2	33%			
	Source of Funds #3	2009	10		0	0%			
	MULTI-YEAR GOAL				34	82	241%		
	Develop and maintain a variety of housing options for elderly households (SP Act.#1 pg. 91)	HOME		2005			#DIV/0!		
				2006			#DIV/0!		
		Source of Funds #2		2007			#DIV/0!		
				2008			#DIV/0!		
		Source of Funds #3		2009			#DIV/0!		
		MULTI-YEAR GOAL					0	#DIV/0!	



Summary of Specific Annual Objectives

Specific Obj. #	Outcome/Objective Specific Annual Objectives	Sources of Funds	Performance Indicators	Year	Expected Number	Actual Number	Percent Completed		
DH-1 Availability/Accessibility of Decent Housing									
DH-1 (8)	Support activities that address the housing and supportive service needs of persons with disabilities (SP Special Needs Population Priority #2 pg.92)	State Access Funds	Provide accessibility improvements through the County's residential rehabilitation programs (HMP, PAHP)	2005	0	5	#DIV/0!		
				2006	10	0	0%		
		PAHP Funds		2007	10	15	150%		
				2008	15	2	13%		
		Source of Funds #3		2009	15	0	0%		
		MULTI-YEAR GOAL				50	22	44%	
		Housing Authority Bond Funds		Construction of 48 units of public housing to accommodate persons with mobility impairments	2005	10	0	0%	
					2006	10	14	140%	
		Source of Funds #2			2007	23	26	113%	
		2008	10		15	150%			
	Source of Funds #3	2009	4		4	100%			
	MULTI-YEAR GOAL				57	59	104%		
	Continue to address accessible housing gaps (SP Act. #1 pg 93 & 94)	Source of Funds #1		2005	0		#DIV/0!		
				2006	0		#DIV/0!		
		Source of Funds #2		2007	0		#DIV/0!		
				2008	0		#DIV/0!		
		Source of Funds #3		2009	0		#DIV/0!		
		MULTI-YEAR GOAL				0	0	#DIV/0!	



Summary of Specific Annual Objectives

Specific Obj. #	Outcome/Objective Specific Annual Objectives	Sources of Funds	Performance Indicators	Year	Expected Number	Actual Number	Percent Completed		
DH-1 Availability/Accessibility of Decent Housing									
DH-1 (9)	Support activities that address the housing and supportive service needs of persons with alcohol and other addictions (SP Special Needs Priority #3 pg. 94)	Source of Funds #1	Encourage and endorse applications for public and private funds to provide housing and supportive service needs for persons with alcohol and other addictions (CD075512, CD095512)	2005	unk	0	#VALUE!		
				2006	0	1	#DIV/0!		
		Source of Funds #2		2007	1	1	100%		
				2008	0	0	#DIV/0!		
		Source of Funds #3		2009	1	1	100%		
		MULTI-YEAR GOAL					3	#DIV/0!	
		Source of Funds #1		Performance Indicator #2	2005			#DIV/0!	
					2006			#DIV/0!	
		Source of Funds #2			2007			#DIV/0!	
					2008			#DIV/0!	
	Source of Funds #3	2009				#DIV/0!			
	MULTI-YEAR GOAL					0	#DIV/0!		
	Identify and address the housing and supportive service needs of person with alcohol and other addictions. (SP Act. #1 pg. 94)	Source of Funds #1	Performance Indicator #3	2005			#DIV/0!		
				2006			#DIV/0!		
Source of Funds #2		2007				#DIV/0!			
		2008				#DIV/0!			
Source of Funds #3		2009				#DIV/0!			
MULTI-YEAR GOAL						0	#DIV/0!		



Summary of Specific Annual Objectives

Specific Obj. #	Outcome/Objective Specific Annual Objectives	Sources of Funds	Performance Indicators	Year	Expected Number	Actual Number	Percent Completed		
DH-1 Availability/Accessibility of Decent Housing									
DH-1 (10)	Support the activities of service providers that work with persons with AIDS and related diseases (SP Special Needs Priority #4 pg.93)	Source of Funds #1	Endorse applications for public and private funds to address the housing and supportive service needs of persons with AIDS and related diseases	2005	unk	0	#VALUE!		
				2006	0	0	#DIV/0!		
		Source of Funds #2		2007	0	0	#DIV/0!		
				2008	0	0	#DIV/0!		
		Source of Funds #3		2009	unk	0	#VALUE!		
		MULTI-YEAR GOAL					0	#DIV/0!	
		Source of Funds #1		Performance Indicator #2	2005			#DIV/0!	
					2006			#DIV/0!	
		Source of Funds #2			2007			#DIV/0!	
		2008				#DIV/0!			
	Source of Funds #3	2009			#DIV/0!				
	MULTI-YEAR GOAL					0	#DIV/0!		
	Encourage human service organizations that serve persons with AIDS and related diseases to continue to identify and address the housing and supportive service needs of this population. (SP Act. #1 pg 95)	Source of Funds #1	Performance Indicator #3	2005			#DIV/0!		
				2006			#DIV/0!		
		Source of Funds #2		2007			#DIV/0!		
				2008			#DIV/0!		
		Source of Funds #3		2009			#DIV/0!		
		MULTI-YEAR GOAL					0	#DIV/0!	



Summary of Specific Annual Objectives

Specific Obj. #	Outcome/Objective Specific Annual Objectives	Sources of Funds	Performance Indicators	Year	Expected Number	Actual Number	Percent Completed	
DH-1 Availability/Accessibility of Decent Housing								
DH-1 (11)	Improve the quality of life for public housing residents by encouraging the development of additional accessible units, supportive services, and resident initiatives (SP Special Needs Priority #4 pg. 95 & 96)	Housing Authority Bond Funds	Increase the number of accessible units in public housing communities	2005	0	0	#DIV/0!	
		Source of Funds #2		2006	48	17	35%	
				2007	23	23	100%	
				2008	15	15	100%	
		Source of Funds #3		2009	4	4	100%	
		MULTI-YEAR GOAL				90	59	66%
		Encourage the Housing Authority of Beaver County to increase the number of accessible public housing units (SP Act. #1 pg. 96)	Source of Funds #1	Performance Indicator #2	2005			#DIV/0!
			Source of Funds #2		2006			#DIV/0!
					2007			#DIV/0!
					2008			#DIV/0!
	Source of Funds #3		2009				#DIV/0!	
	MULTI-YEAR GOAL					0	#DIV/0!	
		Source of Funds #1	Performance Indicator #3	2005			#DIV/0!	
				2006			#DIV/0!	
				2007			#DIV/0!	
2008						#DIV/0!		
2009						#DIV/0!		
MULTI-YEAR GOAL					0	#DIV/0!		



Summary of Specific Annual Objectives

Specific Obj. #	Outcome/Objective Specific Annual Objectives	Sources of Funds	Performance Indicators	Year	Expected Number	Actual Number	Percent Completed	
DH-1 Availability/Accessibility of Decent Housing								
DH-1 (12)	Improve the quality of life for public housing residents by encouraging the development of additional accessible units, supportive services, and resident initiatives (SP Special Needs Priority #4 pg. 95 & 96)	ADDI	Promote homeownership to convert public housing residents to homeowners HOME06-6	2005	7		0%	
				2006	1	5	500%	
		Section 8 Housing Choice Voucher		2007	6	2	33%	
				2008	0	0	#DIV/0!	
		Source of Funds #3		2009	0	0	#DIV/0!	
		MULTI-YEAR GOAL				14	7	50%
		Section 8 Housing Choice Voucher	Participation of Low income households in HABC Family Self-Sufficiency Program	2005	17	17	100%	
				2006	2	17	850%	
		Source of Funds #2		2007	22	22	100%	
		2008		2	0	0%		
	Source of Funds #3	2009		2	0	0%		
	MULTI-YEAR GOAL				45	56	124%	
	Encourage the Housing Authority of Beaver County to continue promoting homeownership opportunities for public housing residents (SP Act. #4 pg. 96)	Housing Authority	Convert public housing to homeownership opportunities for low income people	2005			#DIV/0!	
				2006		2	#DIV/0!	
		Source of Funds #2		2007	2	2	100%	
				2008	2	0	0%	
		Source of Funds #3		2009	0	0	#DIV/0!	
		MULTI-YEAR GOAL				4	4	100%



Summary of Specific Annual Objectives

Specific Obj. #	Outcome/Objective Specific Annual Objectives	Sources of Funds	Performance Indicators	Year	Expected Number	Actual Number	Percent Completed	
DH-1 Availability/Accessibility of Decent Housing								
DH-1 (13)	To increase the availability of decent housing through funding improvements to owner housing (SP Priority #5 Homeowner Rehab pg. 82)	CDBG	Benefit low income households through construction of residential lateral lines in North Sewickley (CD064001, CD094000)	2005			#DIV/0!	
				2006	25	0	0%	
		Source of Funds #2		2007			#DIV/0!	
				2008		23	#DIV/0!	
		Source of Funds #3		2009	15	0	0%	
		MULTI-YEAR GOAL				25	23	92%
			CDBG	Combined with SL-3 (3) Invest \$810,000 over 5 years for Sanitary Sewer and Water Improvement projects	2005			#DIV/0!
			2006		50,000	386,310	773%	
		Source of Funds #2	2007			48269	#DIV/0!	
			2008		15000	1,680	11%	
	Source of Funds #3	2009	75000		26235	35%		
	MULTI-YEAR GOAL				50,000	462494	925%	
	Provide availability of decent housing through rehab of single unit residential properties (SP Act. #1 pg. 83) (Matrix Code 14A)	Source of Funds #1	Benefit low income households through construction of residential lateral lines in Rochester Twp CD084800	2005			#DIV/0!	
				2006			#DIV/0!	
Source of Funds #2		2007				#DIV/0!		
		2008		5		0%		
Source of Funds #3		2009			2	#DIV/0!		
MULTI-YEAR GOAL					2	#DIV/0!		



Summary of Specific Annual Objectives

Specific Obj. #	Outcome/Objective Specific Annual Objectives	Sources of Funds	Performance Indicators	Year	Expected Number	Actual Number	Percent Completed		
DH-1 Availability/Accessibility of Decent Housing									
DH-1(13a)	To increase the availability of decent housing through funding improvements to owner housing (SP Priority #5 Homeowner Rehab pg. 82)	CDBG	Benefit low income households through redirection of storm water CD090201	2005			#DIV/0!		
				2006			#DIV/0!		
		Source of Funds #2		2007			#DIV/0!		
				2008			#DIV/0!		
		Source of Funds #3		2009	25		0%		
		MULTI-YEAR GOAL				25	0	0%	
		CDBG			2005			#DIV/0!	
					2006			#DIV/0!	
		Source of Funds #2			2007			#DIV/0!	
					2008			#DIV/0!	
	Source of Funds #3		2009			#DIV/0!			
	MULTI-YEAR GOAL				0	0	#DIV/0!		
	Provide availability of decent housing through rehab of single unit residential properties (SP Act. #1 pg. 83) (Matrix Code 14A)	Source of Funds #1		2005			#DIV/0!		
				2006			#DIV/0!		
Source of Funds #2			2007			#DIV/0!			
			2008			#DIV/0!			
Source of Funds #3			2009			#DIV/0!			
MULTI-YEAR GOAL					0	#DIV/0!			



Summary of Specific Annual Objectives

Specific Obj. #	Outcome/Objective Specific Annual Objectives	Sources of Funds	Performance Indicators	Year	Expected Number	Actual Number	Percent Completed		
DH-1 Availability/Accessibility of Decent Housing									
DH-1(14)	Support activities that address the housing and supportive service needs of elderly and frail elderly residents (SP Special Needs Population Priority #1 pg.90)	CDBG	Assist elderly people through the purchase and installation of in-home tele health monitors (CD065511, CD075519)	2005	0		#REF!		
				2006	5	0	#REF!		
		Source of Funds #2		2007	11	0	#REF!		
				2008	0	0	#REF!		
		Source of Funds #3		2009	0	51	#REF!		
		MULTI-YEAR GOAL				16	51	319%	
		CDBG			2005			#DIV/0!	
					2006			0%	
		Source of Funds #2			2007			0%	
	Encourage the provision of supportive services for elderly households (SP Act. #2 pg. 91)		2008			#DIV/0!			
		Source of Funds #3	2009			#DIV/0!			
		MULTI-YEAR GOAL				0	0	#DIV/0!	
		CDBG		2005			#DIV/0!		
				2006			#DIV/0!		
		Source of Funds #3		2007			#DIV/0!		
			2008			#DIV/0!			
	Source of Funds #3		2009			#DIV/0!			
	MULTI-YEAR GOAL				700	0	0%		

4



Summary of Specific Annual Objectives

Specific Obj. #	Outcome/Objective Specific Annual Objectives	Sources of Funds	Performance Indicators	Year	Expected Number	Actual Number	Percent Completed	
DH-1 Availability/Accessibility of Decent Housing								
DH-1 (15)	Encourage newly constructed or substantially rehabilitated affordable rental units for low income households, including special needs populations. (SP Priority #4 p.80)	HOME	Constuction of new units occupied by extremely low income households (0%-30% MFI) (Habitat CHDO)	2005			#DIV/0!	
				2006			#DIV/0!	
		Source of Funds #2		2007			#DIV/0!	
				2008			#DIV/0!	
		Source of Funds #3		2009	3	0	0%	
		MULTI-YEAR GOAL				3	0	0%
		HOME	Constuction of publicly new units occupied by very low income households (30%-50% MFI) (Habitat CHDO)	2005			#DIV/0!	
				2006			#DIV/0!	
		Source of Funds #2		2007			#DIV/0!	
				2008			#DIV/0!	
	Source of Funds #3	2009		0	0	#DIV/0!		
	MULTI-YEAR GOAL				0	0	#DIV/0!	
	Construction of new housing units. (Matrix Code 12)	HOME	Constuction of new units occupied by low income households (50%-80% MFI) (Habitat CHDO)	2005			#DIV/0!	
				2006			#DIV/0!	
		Source of Funds #2		2007			#DIV/0!	
		2008				#DIV/0!		
Source of Funds #3		2009		0	0	#DIV/0!		
MULTI-YEAR GOAL				0	0	#DIV/0!		



Summary of Specific Annual Objectives

Specific Obj. #	Outcome/Objective Specific Annual Objectives	Sources of Funds	Performance Indicators	Year	Expected Number	Actual Number	Percent Completed		
DH-2 Affordability of Decent Housing									
DH-2 (1)	To Reduce the housing cost burden for low-income renters and owners. (SP pg.73)	Housing Choice Voucher (Section 8)	Provide safe and affordable public housing and Section 8 vouchers for extremely low income households (0%-30% MFI). (SP pg. 77 Act #1)	2005	479	421	88%		
		Housing Authority		2006	479	354	74%		
		Source of Funds #3		2007	479	493	103%		
				2008	493	493	100%		
				2009	592	568	96%		
		MULTI-YEAR GOAL				2522	2329	92%	
		Housing Choice Voucher (Section 8)		Provide safe and affordable public housing and Section 8 vouchers for very low income households (30%-50% MFI). (SP pg. 77 Act #1)	2005	141	163	116%	
		Housing Authority			2006	141	108	77%	
		Source of Funds #3			2007	141	27	19%	
		2008	27		27	100%			
		2009	32		30	94%			
	MULTI-YEAR GOAL					482	355	74%	
	Provide rental assistance to low-income renters in Beaver County through public housing and Section 8 Housing Choice Voucher Program (SP pg. 77 & 78 Act #1)	Housing Choice Voucher (Section 8)	Provide safe and affordable public housing and Section 8 vouchers for low income households (50%-80% MFI). (SP pg. 77 Act #1)		2005	19	18	95%	
		Housing Authority			2006	19	9	47%	
		Source of Funds #3			2007	19	5	26%	
				2008	5	5	100%		
				2009	6	6	100%		
		MULTI-YEAR GOAL				68	43	63%	



Summary of Specific Annual Objectives

Specific Obj. #	Outcome/Objective Specific Annual Objectives	Sources of Funds	Performance Indicators	Year	Expected Number	Actual Number	Percent Completed		
DH-2 Affordability of Decent Housing									
DH-2 (2)	To Reduce the housing cost burden for low-income renters and owners (SP pg.73)	Housing Choice Voucher (Section 8)	Provide rental assistance for privately owned housing units for extremely low income households (0%-30% MFI).	2005	225	303	135%		
		Source of Funds #2		2006	529	536	101%		
		Source of Funds #3		2007	529	609	115%		
				2008	492	609	124%		
				2009	592	568	96%		
		MULTI-YEAR GOAL				2367	2625	111%	
		Provide privately owned safe and affordable housing through rental assistance (SP pg.77 & 78 Act #2)		Housing Choice Voucher (Section 8)	Provide rental assistance for privately owned housing units for very low income households (30%-50% MFI).	2005	167	225	135%
				Source of Funds #2		2006	167	165	99%
				Source of Funds #3		2007	167	33	20%
	2008		30			33	110%		
	2009		32			30	94%		
	MULTI-YEAR GOAL					563	486	86%	
	Source of Funds #3		Housing Choice Voucher (Section 8)	Provide rental assistance for privately owned housing units for low income households (50%-80% MFI).		2005	710	957	135%
			Source of Funds #2			2006	14	14	100%
			Source of Funds #3			2007	14	6	43%
		2008			6	6	100%		
		2009	6		6	100%			
	MULTI-YEAR GOAL				750	989	132%		



Summary of Specific Annual Objectives

Specific Obj. #	Outcome/Objective Specific Annual Objectives	Sources of Funds	Performance Indicators	Year	Expected Number	Actual Number	Percent Completed		
DH-2 Affordability of Decent Housing									
DH-2 (2a)	To Reduce the housing cost burden for low-income renters and owners (SP pg.73)	Housing Choice Voucher (Section 8)	Continue to provide 1300 units of affordable privately owned assisted rental housing units per year	2005	1300	1751	135%		
		Source of Funds #2		2006	1300	1880	145%		
		Source of Funds #3		2007	1300	1891	145%		
				2008	1300	2314	178%		
				2009	1300	1585	122%		
		MULTI-YEAR GOAL				6500	9421	145%	
		Source of Funds #1			2005			#DIV/0!	
		Source of Funds #2			2006			#DIV/0!	
		Source of Funds #3			2007			#DIV/0!	
	Provide privately owned safe and affordable housing through project based rental assistance (SP pg.77 & 78 Act #2)	Source of Funds #1		2008			#DIV/0!		
		Source of Funds #2		2009			#DIV/0!		
		MULTI-YEAR GOAL				0	0	#DIV/0!	
		Source of Funds #1		2005			#DIV/0!		
		Source of Funds #2		2006			#DIV/0!		
		Source of Funds #3		2007			#DIV/0!		
				2008			#DIV/0!		
				2009			#DIV/0!		
		MULTI-YEAR GOAL				0	0	#DIV/0!	



Summary of Specific Annual Objectives

Specific Obj. #	Outcome/Objective Specific Annual Objectives	Sources of Funds	Performance Indicators	Year	Expected Number	Actual Number	Percent Completed		
DH-2 Affordability of Decent Housing									
DH-2 (3)	To Reduce the housing cost burden for low-income renters and owners (SP pg.73)	HOME	Provide Tenant Based Rental Assistance to low income households (HOME06-5, HOME 04, HOME 08)	2005			#DIV/0!		
		Source of Funds #2		2006	unknown	33	#VALUE!		
		Source of Funds #3		2007		42	#DIV/0!		
				2008	15	13	87%		
				2009	unknown	29	#VALUE!		
		MULTI-YEAR GOAL				15	117	780%	
		Source of Funds #1			2005			#DIV/0!	
		Source of Funds #2			2006			#DIV/0!	
		Source of Funds #3			2007			#DIV/0!	
	Provide privately owned safe and affordable housing through rental assistance (SP pg.77 & 78 Act.#2)			2008			#DIV/0!		
				2009			#DIV/0!		
		MULTI-YEAR GOAL					0	#DIV/0!	
		Source of Funds #1		2005			#DIV/0!		
		Source of Funds #2		2006			#DIV/0!		
		Source of Funds #3		2007			#DIV/0!		
				2008			#DIV/0!		
				2009			#DIV/0!		
		MULTI-YEAR GOAL					0	#DIV/0!	



Summary of Specific Annual Objectives

Specific Obj. #	Outcome/Objective Specific Annual Objectives	Sources of Funds	Performance Indicators	Year	Expected Number	Actual Number	Percent Completed		
DH-3 Sustainability of Decent Housing									
DH-3 (1)	To reduce housing blight and deterioration by supporting programs and activities to assist homeowners in the County to make improvements to their homes. (SP pg 73, Priority #5 pg. 82)	CDBG	Rehabilitate the homes of extremely low income households (0%-30% MFI) CD065500, HOME06-4, CD055500-IDIS1353, CC045500-IDIS1273, CD085500CD035500-IDIS1207, CD075500	2005	11	16	145%		
				2006	11	9	82%		
		Act 137		2007	11	18	164%		
				2008	15	7	47%		
		HOME		2009	12	3	25%		
		MULTI-YEAR GOAL				60	53	88%	
		CDBG		Rehabilitate the homes of very low income households (31%-50% MFI) CD065500, HOME06-4, CD055500-IDIS1353, CC045500-IDIS1273, CD035500-IDIS1207, CD075500, CD085500	2005	8	3	38%	
					2006	15	12	80%	
		Act 137			2007	8	8	100%	
		2008	12		12	100%			
	HOME	2009	12		9	75%			
	MULTI-YEAR GOAL					55	44	80%	
	CDBG	Rehabilitate the homes of low income households (51%-80% MFI) CD065500, HOME06-4, CD055500-IDIS1353, CC045500-IDIS1273, CD035500-IDIS1207, CD075500, CD085500	2005		6	27	450%		
			2006		21	26	124%		
	Act 137		2007		6	15	250%		
			2008	9	0	0%			
	HOME		2009	12	14	117%			
	MULTI-YEAR GOAL				54	82	152%		
Provide funding for Single-family owner-occupied housing rehabilitation through the Home Improvement Program (HIP) (SP Act #1 p. 83)									



Summary of Specific Annual Objectives

Specific Obj. #	Outcome/Objective Specific Annual Objectives	Sources of Funds	Performance Indicators	Year	Expected Number	Actual Number	Percent Completed		
DH-3 Sustainability of Decent Housing									
DH-3 (2)	To reduce housing blight and deterioration by supporting programs and activities to assist homeowners in the County to make improvements to their homes. (SP pg 73, Priority #5 pg. 82)	CDBG	Weatherize the homes extremely low income households (0%-30% MFI) CD065502, CD055502 - IDIS1354, CD075502, CD085502	2005	7	43	614%		
				2006	7	42	600%		
		Source of Funds #2		2007	32	35	109%		
				2008	35	41	117%		
		Source of Funds #3		2009	0	30	#DIV/0!		
		MULTI-YEAR GOAL				81	191	236%	
		CDBG		Weatherize the homes of very low income households (31%-50% MFI) CD065502, CD055502 - IDIS1354, CD075502, CD085502	2005	4	0	0%	
					2006	4	0	0%	
		Source of Funds #2			2007	0	0	#DIV/0!	
		2008	0		0	#DIV/0!			
	Source of Funds #3	2009	0		0	#DIV/0!			
	MULTI-YEAR GOAL					8	0	0%	
	Provide funding to promote energy efficiency in the homes of low income persons through the Energy Conservation (Weatherization) Program (SP Act. #2 p. 83)	CDBG	Weatherize the homes of low income households (51%-80% MFI) CD065502, CD055502 - IDIS1354, CD075502, CD085502	2005	4	0	0%		
				2006	4	0	0%		
		Source of Funds #2		2007	0	0	#DIV/0!		
				2008	0	0	#DIV/0!		
		Source of Funds #3		2009	0	0	#DIV/0!		
		MULTI-YEAR GOAL				8	0	0%	



Summary of Specific Annual Objectives

Specific Obj. #	Outcome/Objective Specific Annual Objectives	Sources of Funds	Performance Indicators	Year	Expected Number	Actual Number	Percent Completed		
DH-3 Sustainability of Decent Housing									
DH-3 (2a)	To reduce housing blight and deterioration by supporting programs and activities to assist homeowners in the County to make improvements to their homes. (SP pg 73, Priority #5 pg. 82)	CDBG	Rehab warehouse for Weatherization program. CD084501	2005			#DIV/0!		
				2006			#DIV/0!		
		Source of Funds #2		2007			#DIV/0!		
				2008			#DIV/0!		
		Source of Funds #3		2009	1	0	0%		
		MULTI-YEAR GOAL				1	0	0%	
		Source of Funds #1		2005		0	#DIV/0!		
				2006		0	#DIV/0!		
		Source of Funds #2		2007		0	#DIV/0!		
				2008		0	#DIV/0!		
	Provide funding to promote energy efficiency in the homes of low income persons through the Energy Conservation (Weatherization) Program (SP Act. #2 p. 83)	Source of Funds #3	2009		#DIV/0!				
		MULTI-YEAR GOAL				0	0	#DIV/0!	
		Source of Funds #1	2005		0	#DIV/0!			
			2006		0	#DIV/0!			
		Source of Funds #2	2007		0	#DIV/0!			
			2008		0	#DIV/0!			
		Source of Funds #3	2009		#DIV/0!				
		MULTI-YEAR GOAL				0	0	#DIV/0!	



Summary of Specific Annual Objectives

Specific Obj. #	Outcome/Objective Specific Annual Objectives	Sources of Funds	Performance Indicators	Year	Expected Number	Actual Number	Percent Completed		
DH-3 Sustainability of Decent Housing									
DH-3 (3)	To reduce housing blight and deterioration by supporting programs and activities to assist homeowners in the County to make improvements to their homes. (SP pg 73, Priority #5 pg. 82)	CDBG	Provide emergency repairs to the homes of extremely low income households (0%-30% MFI) CD065501, CD055501-IDIS1367, CD075501, CD085501, CD095501	2005	11	16	145%		
				2006	5	25	500%		
		Source of Funds #2		2007	11	20	182%		
				2008	13	12	92%		
		Source of Funds #3		2009	11	9	82%		
		MULTI-YEAR GOAL				51	82	161%	
		GDBG		Provide emergency repairs to the homes of very low income households (31%-50% MFI) CD065501, CD055501-IDIS1367, CD075501, CD085501, CD095501	2005	8	12	150%	
					2006	5	28	560%	
		Source of Funds #2			2007	8	28	350%	
		2008	12		22	183%			
	Source of Funds #3	2009	8		16	200%			
	MULTI-YEAR GOAL				41	106	259%		
	Provide funding for single-family owner-occupied housing rehabilitation through the Emergency Home Improvement Program (EHIP) (SP Act. #3 p. 83 & 84)	CDBG	Provide emergency repairs to the homes of low income households (51%-80% MFI) CD065501, CD055501-IDIS1367, CD075501, CD085501, CD095501	2005	6	10	167%		
				2006	5	22	440%		
		Source of Funds #2		2007	6	21	350%		
				2008	11	6	55%		
		Source of Funds #3		2009	6	7	117%		
		MULTI-YEAR GOAL				34	66	194%	



Summary of Specific Annual Objectives

Specific Obj. #	Outcome/Objective Specific Annual Objectives	Sources of Funds	Performance Indicators	Year	Expected Number	Actual Number	Percent Completed		
DH-3 Sustainability of Decent Housing									
DH-3(4)	Provide for rehabilitation of rental housing units for low income tenant households, including households with special needs (SP pg 74)	HUD Capital Fund	Rehabilitate 1,085 units of public housing that are occupied by extremely low income households (0%-30% MFI)	2005	217	406	187%		
				2006	217	369	170%		
		CDBG		2007	217	369	170%		
				2008	217	765	353%		
		Source of Funds #3		2009	336	111	33%		
		MULTI-YEAR GOAL				1085	2020	186%	
		HUD Capital Fund		Rehabilitate 420 units of public housing that are occupied by very low income households (31%-50% MFI)	2005	84	22	26%	
					2006	84	20	24%	
		CDBG			2007	84	20	24%	
		2008	84		42	50%			
	Source of Funds #3	2009	18		6	33%			
	MULTI-YEAR GOAL				420	110	26%		
	Support Housing Authority of Beaver County's efforts to rehabilitate its units at 23 public housing communities.	HUD Capital Fund	Rehabilitate 165 units of public housing that are occupied by low income households (51%-80% MFI)	2005	33	4	12%		
				2006	33	4	12%		
		CDBG		2007	33	4	12%		
				2008	33	7	21%		
		Source of Funds #3		2009	4	3	75%		
		MULTI-YEAR GOAL				165	22	13%	

4



Summary of Specific Annual Objectives

Specific Obj. #	Outcome/Objective Specific Annual Objectives	Sources of Funds	Performance Indicators	Year	Expected Number	Actual Number	Percent Completed		
DH-3 Sustainability of Decent Housing									
DH-3(5)	Provide assistance to the homeless population and those at risk of becoming homeless through non-profit organizations and other public agencies (SP Homeless Strategies Priority #1 pg. 88 & 89)	HAP	Assist persons with security deposits, utility assistance, rental assistance and/or mortgage assistance, ESG04-57, HAP 07-08, HAP08-09 Voluntary Action Center	2005	0	199	#DIV/0!		
				2006	400	208	52%		
		ESG		2007	300	266	89%		
				2008	15	1647	10980%		
		Source of Funds #3		2009	100	1341	1341%		
		MULTI-YEAR GOAL				815	3661	449%	
		Supportive Housing		Establish County HMIS that assists case managers with people who are at risk of being homeless CD075516, CD085516, 095516	2005	0	0	#DIV/0!	
					2006	180	137	76%	
		CDBG			2007	100	320	320%	
					2008	0	1109	#DIV/0!	
	Source of Funds #3	2009	100		1282	1282%			
	MULTI-YEAR GOAL				380	2848	749%		
	Prevention of Homelessness among low-income household through support to nonprofits that financially assist low-income households (renters and homeowners) (SP Act #1 pg 88 & 89)	Supportive Housing	Provide tenent based rental assistance to people at risk of being homeless HOME04, HOME06, HOME08	2005	0	38	#DIV/0!		
				2006	22	33	150%		
		HOME		2007	19	42	221%		
				2008	19	13	68%		
		Source of Funds #3		2009	19	16	84%		
		MULTI-YEAR GOAL				79	142	180%	

4



Summary of Specific Annual Objectives

Specific Obj. #	Outcome/Objective Specific Annual Objectives	Sources of Funds	Performance Indicators	Year	Expected Number	Actual Number	Percent Completed		
DH-3 Sustainability of Decent Housing									
DH-3(6)	Support activities that address the housing and supportive service needs of elderly and frail elderly residents (SP Special Needs Population Priority #1 pg.90)	CDBG	Assist elderly people through funding social and health service projects that serve the elderly population	2005	0	0	#DIV/0!		
				2006	2	2	100%		
		Source of Funds #2		2007	0		#DIV/0!		
				2008	15		0%		
		Source of Funds #3		2009	0		#DIV/0!		
		MULTI-YEAR GOAL				2	2	100%	
		CDBG			2005			#DIV/0!	
					2006			#DIV/0!	
		Source of Funds #2			2007			#DIV/0!	
			2008			#DIV/0!			
	Source of Funds #3		2009			#DIV/0!			
	MULTI-YEAR GOAL				0	0	#DIV/0!		
	Encourage the provision of supportive services for elderly households (SP Act. #2 pg. 91)	CDBG	Assist elderly people through the purchase of kitchen equipment for Meals on Wheels (CD065512)	2005	0		#DIV/0!		
				2006	700		0%		
		Source of Funds #3		2007	0		#DIV/0!		
		2008		0		#DIV/0!			
Source of Funds #3		2009		0	211	#DIV/0!			
MULTI-YEAR GOAL					700	211	30%		

4



Summary of Specific Annual Objectives

Specific Obj. #	Outcome/Objective Specific Annual Objectives	Sources of Funds	Performance Indicators	Year	Expected Number	Actual Number	Percent Completed		
DH-3 Sustainability of Decent Housing									
DH-3(7)	Support activities that address the housing and supportive service needs of persons with disabilities (SP Special Needs Population Priority #2 pg.92)	Supportive Housing	Support and endorse programs to provide supportive services needed by person with disabilities (Melrose Place, Young Consumers, Stone Harbour, Independent Crossing, Freedom Project programs)	2005	0	22	#DIV/0!		
		Source of Funds #2		2006	22	22	100%		
		Source of Funds #3		2007	43	31	72%		
				2008	31	71	229%		
				2009	0	5	#DIV/0!		
		MULTI-YEAR GOAL				96	151	157%	
		Source of Funds #1			2005	0		#DIV/0!	
		Source of Funds #2			2006	0		#DIV/0!	
		Source of Funds #3			2007	0		#DIV/0!	
	Encourage the provision of supportive services for people with disabilities (SP Act. #2 pg. 93)			2008	0		#DIV/0!		
				2009	0		#DIV/0!		
		MULTI-YEAR GOAL				0	0	#DIV/0!	
		Source of Funds #1		2005	0		#DIV/0!		
		Source of Funds #2		2006	0		#DIV/0!		
		Source of Funds #3		2007	0		#DIV/0!		
				2008	0		#DIV/0!		
				2009	0		#DIV/0!		
		MULTI-YEAR GOAL				0	0	#DIV/0!	



Summary of Specific Annual Objectives

Specific Obj. #	Outcome/Objective Specific Annual Objectives	Sources of Funds	Performance Indicators	Year	Expected Number	Actual Number	Percent Completed	
DH-3 Sustainability of Decent Housing								
DH-3(8)	Improve the quality of life for public housing residents by encouraging the development of additional accessible units, supportive services, and resident initiatives (SP Special Needs Priority #4 pg. 95 & 96)	Housing Authority Capital Fund	Continue to collaborate with private and public agencies to identify and provide the supportive service needs of public housing residents	2005	0	10	#DIV/0!	
		Source of Funds #2		2006	10	10	100%	
		Source of Funds #3		2007	10	38	380%	
				2008	10	41	410%	
				2009	38	38	100%	
		MULTI-YEAR GOAL				68	137	201%
		HUD Compentitive Grant	Participation of families in public housing to become self-sufficient through the SHARES Program	2005	0	139	#DIV/0!	
		HABC Operating Funds		2006	125	247	198%	
		Source of Funds #3		2007	100	281	281%	
				2008	0	0	#DIV/0!	
		2009		0	0	#DIV/0!		
	MULTI-YEAR GOAL				225	667	296%	
	Encourage the Housing Authority of Beaver County to continue to identify and address the supportive service needs of public housing residents via available program and/or resident intitatives (SP Act. #2 pg. 96 &97)	HUD Competitive Grant	Participation of families in public housing to become self-sufficient through the Public Housing Neighborhood Networks program	2005	0	192	#DIV/0!	
		HABC Operating Funds		2006	130	192	148%	
		Source of Funds #3		2007	130	50	38%	
				2008	130	0	0%	
				2009	0	0	#DIV/0!	
		MULTI-YEAR GOAL				390	434	111%

4



Summary of Specific Annual Objectives

Specific Obj. #	Outcome/Objective Specific Annual Objectives	Sources of Funds	Performance Indicators	Year	Expected Number	Actual Number	Percent Completed	
DH-3 Sustainability of Decent Housing								
DH-3(8a)	Improve the quality of life for public housing residents by encouraging the development of additional accessible units, supportive services, and resident initiatives (SP Special Needs Priority #4 pg. 95 & 96)	HUD Competitive	Assist elderly people through funding social and health service projects that serve the elderly population	2005	0	10	#DIV/0!	
				2006	0	1860	#DIV/0!	
		HABC Operating Funds		2007	1680	125	7%	
				2008	150	125	83%	
		Source of Funds #3		2009	150	120	80%	
		MULTI-YEAR GOAL				1980	2240	113%
		HUD Competitive	Participation of families in public housing to become self-sufficient through the Transitions Program	2005			#DIV/0!	
				2006			#DIV/0!	
		HABC Operating Funds		2007	0		#DIV/0!	
				2008	130	206	158%	
	Source of Funds #3	2009		130	75	58%		
	MULTI-YEAR GOAL						#DIV/0!	
	Encourage the Housing Authority of Beaver County to continue to identify and address the supportive service needs of public housing residents via available program and/or resident initiatives (SP Act. #2 pg. 96 & 97)	Source of Funds #1		2005			#DIV/0!	
				2006			#DIV/0!	
Source of Funds #2			2007			#DIV/0!		
			2008			#DIV/0!		
Source of Funds #3			2009			#DIV/0!		
MULTI-YEAR GOAL						#DIV/0!		

4



Summary of Specific Annual Objectives

Specific Obj. #	Outcome/Objective Specific Annual Objectives	Sources of Funds	Performance Indicators	Year	Expected Number	Actual Number	Percent Completed		
DH-3 Sustainability of Decent Housing									
DH-3(9)	Improve the quality of life for public housing residents by encouraging the development of additional accessible units, supportive services, and resident initiatives (SP Special Needs Priority #4 pg. 95 & 96)	HUD Competitive Grant	Participation of resident families through the SHARES and SHARES 2 program	2005	0	139	#DIV/0!		
				2006	125	247	198%		
		HABC Operating funds		2007	100	281	281%		
				2008	0	0	#DIV/0!		
		Source of Funds #3		2009	0	0	#DIV/0!		
		MULTI-YEAR GOAL				125	667	534%	
		Source of Funds #1		Create additional resident councils at public housing communities	2005	0	2	#DIV/0!	
					2006	0	3	#DIV/0!	
		Source of Funds #2			2007	0	1	#DIV/0!	
		2008	2		0	0%			
	Source of Funds #3	2009	0		0	#DIV/0!			
	MULTI-YEAR GOAL				0	6	#DIV/0!		
	Encourage the Housing Authority of Beaver County to continue create additional resident councils and/or develop additional resident initiatives (SP Act. #3 pg. 96 & 97)	HABC Operating funds	Public Housing Residents serve on Advisory Board to Housing Authority	2005	6	26	433%		
				2006	6	26	433%		
		Source of Funds #3		2007	6	26	433%		
				2008	26	26	100%		
		Source of Funds #3		2009	26	26	100%		
		MULTI-YEAR GOAL				6	130	2167%	

4



Summary of Specific Annual Objectives

Specific Obj. #	Outcome/Objective Specific Annual Objectives	Sources of Funds	Performance Indicators	Year	Expected Number	Actual Number	Percent Completed		
DH-3 Sustainability of Decent Housing									
DH-3(10)	To reduce housing blight and deterioration by supporting programs and activities to assist homeowners in the County to make improvements to their homes. (SP pg 73, Priority #5 pg. 82)	CDBG	Provide rodent (rat) abatement services for low income people in Beaver County CD065506, CD045505-IDIS1253, CD055509-IDIS1345, CD075506, CD085506, CD095502	2005	85	397	467%		
				2006	25	1150	4600%		
		Source of Funds #2		2007	300	202	67%		
				2008	300	921	307%		
		Source of Funds #3		2009	200	1976	988%		
		MULTI-YEAR GOAL				910	4646	511%	
		Source of Funds #1		2005	0		#DIV/0!		
				2006	0		#DIV/0!		
		Source of Funds #2		2007	0		#DIV/0!		
				2008	0		#DIV/0!		
	Provide funding to abate rodents in homes of low-moderate income residents of Beaver County	Source of Funds #3	2009	0		#DIV/0!			
		MULTI-YEAR GOAL				0	0	#DIV/0!	
		Source of Funds #1	2005	0		#DIV/0!			
			2006	0		#DIV/0!			
		Source of Funds #3	2007	0		#DIV/0!			
			2008	0		#DIV/0!			
		Source of Funds #3	2009	0		#DIV/0!			
		MULTI-YEAR GOAL				0	0	#DIV/0!	

4



Summary of Specific Annual Objectives

Specific Obj. #	Outcome/Objective Specific Annual Objectives	Sources of Funds	Performance Indicators	Year	Expected Number	Actual Number	Percent Completed		
DH-3 Sustainability of Decent Housing									
DH-3(11)	To sustain a suitable living environment by improving the quality and access to decent housing	CDBG	Spend \$3,000 over 5 years to identify Fair Housing Act violations and conduct municipal education and outreach efforts to identify remedies and to encourage municipalities to take corrective action	2005	600	3,800	633%		
				2006	600	4220	703%		
		Act 137		2007	600	660	110%		
				2008	600	0	0%		
		Source of Funds #3		2009	0	0	#DIV/0!		
		MULTI-YEAR GOAL				2400	8680	362%	
		HUD Resident Opportunitites for Self Sufficiency (ROSS)		Spend \$5,000 over 5 years to increase homeownership among protected classes by encouraging participation in the Homebuyer Program (Shares & Shares 2 program) (Transitions)	2005	1,000	950	95%	
					2006	1,000	950	95%	
		Source of Funds #2			2007	1,000	950	95%	
		2008	1,000		0	0%			
	Source of Funds #3	2009	0		0	#DIV/0!			
	MULTI-YEAR GOAL				4000	2850	71%		
	To improve the quality and access of affordable rental housing through fair housing activities (SP Table C pg. 120 & 121) (Matrix Code 21D) CD065516, CD055512, CD045523	CDBG	Spend \$5,000 over 5 years for outreach to lenders and realtors	2005	1,000	950	95%		
				2006	1,000	1250	125%		
		Act 137		2007	1,000	1020	102%		
				2008	1,000	0	0%		
		Source of Funds #3		2009	0	0	#DIV/0!		
		MULTI-YEAR GOAL				4000	3220	81%	

4



Summary of Specific Annual Objectives

Specific Obj. #	Outcome/Objective Specific Annual Objectives	Sources of Funds	Performance Indicators	Year	Expected Number	Actual Number	Percent Completed	
DH-3 Sustainability of Decent Housing								
DH-3(11a)	To sustain a suitable living environment by improving the quality and access to decent housing	CDBG	Spend \$5,000 over 5 years to increase realtors' knowledge of fair housing laws and greater compliance with fair housing advertising requirements	2005	1,000	4,750	475%	
				2006	1,000	4750	475%	
		Act 137		2007	1,000	1005	101%	
				2008	1,000	0	0%	
		Source of Funds #3		2009	0	0	#DIV/0!	
		MULTI-YEAR GOAL				4000	10505	263%
		CDBG	Spend \$10,000 to develop a viable testing program and establish tenant and neighborhood associations to improve identification of fair housing violations.	2005	0	0	#DIV/0!	
				2006	0	1080	#DIV/0!	
		Act 137		2007	3,334	3540	106%	
				2008	3,334	0	0%	
	Source of Funds #3	2009		0	0	#DIV/0!		
	MULTI-YEAR GOAL				6668	4620	69%	
	To improve the quality and access of affordable rental housing through fair housing activities (SP Table C pg. 121 & 122) (Matrix Code 21D) CD065516, CD055512, CD0455523	CDBG	Spend \$5,000 to continue education and outreach efforts to municipal officials and the general public through coloring contest and awards ceremony	2005	1,000	9,550	955%	
				2006	1,000	4536	454%	
		Act 137		2007	1,000	1335	134%	
		2008		0	0	#DIV/0!		
Source of Funds #3		2009		0	0	#DIV/0!		
MULTI-YEAR GOAL				3000	15421	514%		

4



Summary of Specific Annual Objectives

Specific Obj. #	Outcome/Objective Specific Annual Objectives	Sources of Funds	Performance Indicators	Year	Expected Number	Actual Number	Percent Completed	
DH-3 Sustainability of Decent Housing								
DH-3(11b)	To sustain a suitable living environment by improving the quality and access to decent housing	CDBG	Spend \$20,000 per year of fair housing activities. See Appendix D- <i>Barriers to Affordable Housing</i> and Appendix H- <i>Impediments to Fair Housing Choice</i> for specific actions CD095514.	2005			#DIV/0!	
				2006			#DIV/0!	
		Act 137		2007			#DIV/0!	
				2008		4654	#DIV/0!	
		Source of Funds #3		2009	20000	16556	83%	
		MULTI-YEAR GOAL				20000	21210	106%
	To improve the quality and access of affordable rental housing through fair housing activities (SP Table C, pg. 121 & 122) (Matrix Code 21D) CD065516, CD055512, CD045523	CDBG		2005			#DIV/0!	
				2006			#DIV/0!	
		Act 137		2007			#DIV/0!	
				2008			#DIV/0!	
		Source of Funds #3		2009			#DIV/0!	
		MULTI-YEAR GOAL				0	0	#DIV/0!
		CDBG		2005			#DIV/0!	
				2006			#DIV/0!	
Act 137		2007			#DIV/0!			
		2008			#DIV/0!			
Source of Funds #3		2009			#DIV/0!			
MULTI-YEAR GOAL				0	0	#DIV/0!		

4



Summary of Specific Annual Objectives

Specific Obj. #	Outcome/Objective Specific Annual Objectives	Sources of Funds	Performance Indicators	Year	Expected Number	Actual Number	Percent Completed	
DH-3 Sustainability of Decent Housing								
DH-3(12)	To sustain decent housing for the homeless population	Supportive Housing	Assist persons with permanent housing and supportive services (Stone Harbor, Melrose Place, Young Consumers, Freedom Project, Friendship Homes)	2005	20	39	195%	
				2006	20		0%	
		Source of Funds #2		2007	31	56	181%	
				2008	31	72	232%	
		Source of Funds #3		2009	31	82	265%	
		MULTI-YEAR GOAL				133	249	187%
		Supportive Housing	Submit funding application for Supportive Housing to create additional units of permanent housing with supportive services (TBRA)	2005	20	0	0%	
				2006	20	0	0%	
		Source of Funds #2		2007	19	0	0%	
		2008		0	0	#DIV/0!		
	Source of Funds #3	2009		0	1	#DIV/0!		
	MULTI-YEAR GOAL				59	1	2%	
	Provide permanent housing and supportive services for the homeless	Source of Funds #1		2005	0		#DIV/0!	
				2006	0		#DIV/0!	
		Source of Funds #3		2007	0		#DIV/0!	
				2008	0		#DIV/0!	
		Source of Funds #3		2009	0		#DIV/0!	
		MULTI-YEAR GOAL				0	0	#DIV/0!

4



Summary of Specific Annual Objectives

Specific Obj. #	Outcome/Objective Specific Annual Objectives	Sources of Funds	Performance Indicators	Year	Expected Number	Actual Number	Percent Completed	
SL-1 Availability/Accessibility of Suitable Living Environment								
SL-1 (1)	To increase the availability and/or accessibility of the suitability of the living environment for lower income person through funding public facilities improvements (SP Public Facilities Objective pg. 100)	CDBG	Provide accessibility to 310 persons with mobility handicaps through the construction of 4 handicapped parking stalls and ramps at Big Beaver Municipal Building and Fire Hall CD060600 IDIS #1423	2005			#DIV/0!	
				2006	310		0%	
		Source of Funds #2		2007			#DIV/0!	
				2008		310	#DIV/0!	
		Source of Funds #3		2009			#DIV/0!	
	MULTI-YEAR GOAL					310	310	100%
	Improve the quality and increase the quantity of parking facilities for lower income persons (SP Long-Term Goal pg. 100) (Matix Code 03G)	CDBG	Invest \$270,000 over 5 years to improve the quality and increase the quantity of parking facilities for lower income persons (SP Long-Term Goal pg. 100) (Matrix Code 03G)	2005		987	#DIV/0!	
				2006	25,000	47,997	192%	
		Source of Funds #2		2007		2348	#DIV/0!	
				2008	0	22219	#DIV/0!	
		Source of Funds #3		2009	0	0	#DIV/0!	
	MULTI-YEAR GOAL					25000	73551	294%
		CDBG	Provide handicap accessibility improvements to the Economy Municipal Authority building CD041700 - IDIS 1326	2005	574		0%	
				2006		574	#DIV/0!	
		Source of Funds #2		2007			#DIV/0!	
		2008				#DIV/0!		
Source of Funds #3		2009				#DIV/0!		
MULTI-YEAR GOAL					574	574	100%	



Summary of Specific Annual Objectives

Specific Obj. #	Outcome/Objective Specific Annual Objectives	Sources of Funds	Performance Indicators	Year	Expected Number	Actual Number	Percent Completed		
SL-1 Availability/Accessibility of Suitable Living Environment									
SL-1 (1a)	To increase the availability and/or accessibility of the suitability of the living environment for lower income person through funding public facilities improvements. (SP Public Facilities Objective pg. 100)	CDBG	Construct parking lot for Mental Health Consumer Center building CD040202-IDIS1275	2005	1		0%		
				2006		1	#DIV/0!		
		Source of Funds #2		2007			#DIV/0!		
				2008			#DIV/0!		
		Source of Funds #3		2009			#DIV/0!		
		MULTI-YEAR GOAL				1	1	100%	
		Source of Funds #1			2005			#DIV/0!	
					2006			#DIV/0!	
		Source of Funds #2			2007			#DIV/0!	
					2008			#DIV/0!	
	Improve the quality and increase the quantity of parking facilities for lower income persons (SP Long-Term Goal pg. 100) (Matix Code 03G)	Source of Funds #3		2009			#DIV/0!		
		MULTI-YEAR GOAL				0	0	#DIV/0!	
		Source of Funds #1		2005			#DIV/0!		
				2006			#DIV/0!		
Source of Funds #2			2007			#DIV/0!			
			2008			#DIV/0!			
Source of Funds #3		2009			#DIV/0!				
MULTI-YEAR GOAL				0	0	#DIV/0!			



Summary of Specific Annual Objectives

Specific Obj. #	Outcome/Objective Specific Annual Objectives	Sources of Funds	Performance Indicators	Year	Expected Number	Actual Number	Percent Completed		
SL-1 Availability/Accessibility of Suitable Living Environment									
SL-1 (2)	To increase the availability and/or accessibility of the suitability of the living environment for lower income person through funding public facilities improvements. (SP Public Facilities Objective pg. 100)	CDBG	Benefit low income persons through construction of picnic pavilion and restrooms for football field and 13th Street Rec areas in Midland (CD063502 IDIS 1430, CD066501- IDIS 1212, CD033501- IDIS 1212)	2005	2		0%		
				2006	1		0%		
		Source of Funds #2		2007			#DIV/0!		
				2008		2	#DIV/0!		
		Source of Funds #3		2009			#DIV/0!		
		MULTI-YEAR GOAL					2	#DIV/0!	
		CDBG		Prevent or eliminate slum & blight through engineering for Monaca and Riverfront Parks (CD065506 IDIS 1443 and CD065507 IDIS 1444)	2005			#DIV/0!	
					2006	2		0%	
		Source of Funds #2			2007			#DIV/0!	
					2008		1	#DIV/0!	
	Source of Funds #3	2009				#DIV/0!			
	MULTI-YEAR GOAL					1	#DIV/0!		
	Improve the quality and increase the quantity of Park and Recreation facilities for lower income persons. (SP Long-Term Goal pg. 100) (Matix Code 03F)	CDBG	Combined with SL-3(2) Invest \$630,000 over 5 years to improve the quality and increase the quantity of Park and Recreation facilities for lower income persons (SP Long-Term Goal pg. 100)	2005		173,489	#DIV/0!		
				2006	224,000	3,172	1%		
Source of Funds #2		2007			116,493	#DIV/0!			
		2008		200,000	34,300	172%			
Source of Funds #3		2009		250,000	28,762	12%			
MULTI-YEAR GOAL						664,916	#DIV/0!		



Summary of Specific Annual Objectives

Specific Obj. #	Outcome/Objective Specific Annual Objectives	Sources of Funds	Performance Indicators	Year	Expected Number	Actual Number	Percent Completed		
SL-1 Availability/Accessibility of Suitable Living Environment									
SL-1 (2a)	To increase the availability and/or accessibility of the suitability of the living environment for lower income person through funding public facilities improvements. (SP Public Facilities Objective pg. 100)	CDBG	Combined with SL-3(2) fund 10 projects over 5 years to improve the quality and increase the quantity of Park and Recreation facilities for lower income persons (SP Long-Term Goal pg. 100)	2005		13	#DIV/0!		
				2006	4		0%		
		Source of Funds #2		2007	2	3	150%		
				2008	2	2	100%		
		Source of Funds #3		2009	2	2	100%		
		MULTI-YEAR GOAL				10	20	200%	
		CDBG		Construction of playground at the New Brighton Middle School CD063701 IDIS #1433	2005			#DIV/0!	
					2006	1		0%	
		Source of Funds #2			2007			#DIV/0!	
					2008			#DIV/0!	
	Source of Funds #3	2009				#DIV/0!			
	MULTI-YEAR GOAL				1	0	0%		
	Improve the quality and increase the quantity of Park and Recreation facilities for lower income persons (SP Long-Term Goal pg. 100) (Matix Code 03F)	CDBG	Construction of Rochester Riverfront Pavilion CD024707-IDIS1167	2005	1		0%		
				2006			#DIV/0!		
		Source of Funds #2		2007		1	#DIV/0!		
		2008				#DIV/0!			
Source of Funds #3		2009				#DIV/0!			
MULTI-YEAR GOAL					1	1	100%		



Summary of Specific Annual Objectives

Specific Obj. #	Outcome/Objective Specific Annual Objectives	Sources of Funds	Performance Indicators	Year	Expected Number	Actual Number	Percent Completed	
SL-1 Availability/Accessibility of Suitable Living Environment								
SL-1 (2b)	To increase the availability and/or accessibility of the suitability of the living environment for lower income person through funding public facilities improvements (SP Public Facilities Objective pg. 100)	CDBG	Conversion of parking lot into public park in Aliquippa CD050100-IDIS1329	2005	1	0	0%	
				2006			#DIV/0!	
		Source of Funds #2		2007			#DIV/0!	
				2008			#DIV/0!	
		Source of Funds #3		2009			#DIV/0!	
		MULTI-YEAR GOAL				1	0	0%
		Source of Funds #1	Removal of Architectural Barriers at gymnasium in Rochester CD054701-IDIS1362	2005	1		0%	
				2006			#DIV/0!	
		Source of Funds #2		2007			#DIV/0!	
				2008			#DIV/0!	
	Source of Funds #3	2009				#DIV/0!		
	MULTI-YEAR GOAL				1	0	0%	
	Improve the quality and increase the quantity of Park and Recreation facilities for lower income persons (SP Long-Term Goal pg. 100) (Matix Code:03F)	Source of Funds #1	Improve accessibility to the Conservation District Building for persons with Disabilities CD045522, CD075514	2005			#DIV/0!	
				2006			#DIV/0!	
		Source of Funds #2		2007	57711		0%	
		2008			57711	#DIV/0!		
Source of Funds #3		2009				#DIV/0!		
MULTI-YEAR GOAL				57711	57711	100%		



Summary of Specific Annual Objectives

Specific Obj. #	Outcome/Objective Specific Annual Objectives	Sources of Funds	Performance Indicators	Year	Expected Number	Actual Number	Percent Completed	
SL-1 Availability/Accessibility of Suitable Living Environment								
SL-1 (2c)	To increase the availability and/or accessibility of the suitability of the living environment for lower income person through funding public facilities improvements (SP Public Facilities Objective pg. 100)	CDBG	Improve the Monaca Riverfront Park CD075506	2005			#DIV/0!	
				2006	1		0%	
		Source of Funds #2		2007			#DIV/0!	
				2008			#DIV/0!	
		Source of Funds #3		2009			#DIV/0!	
		MULTI-YEAR GOAL				1	0	0%
		Source of Funds #1	Construction of Playground for LM housing residents in New Brighton CD064801 IDIS 1470	2005			#DIV/0!	
				2006	1		0%	
		Source of Funds #2		2007			#DIV/0!	
				2008			#DIV/0!	
	Source of Funds #3	2009			1	#DIV/0!		
	MULTI-YEAR GOAL				1	1	100%	
	Improve the quality and increase the quantity of Park and Recreation facilities for lower income persons (SP Long-Term Goal pg. 100) (Matix Code 03F)	Source of Funds #1	Construct Riverfront park at Bridgewater Crossing CD080700	2005			#DIV/0!	
				2006			#DIV/0!	
		Source of Funds #2		2007			#DIV/0!	
		2008		1	1	100%		
Source of Funds #3		2009				#DIV/0!		
MULTI-YEAR GOAL				1	1	100%		



Summary of Specific Annual Objectives

Specific Obj. #	Outcome/Objective Specific Annual Objectives	Sources of Funds	Performance Indicators	Year	Expected Number	Actual Number	Percent Completed		
SL-1 Availability/Accessibility of Suitable Living Environment									
SL-1 (2d)	To increase the availability and/or accessibility of the suitability of the living environment for lower income person through funding public facilities improvements. (SP Public Facilities Objective pg. 100)	CDBG	Improve riverfront park to add trail at Bridgewater Riverfront Trail North CD090700	2005			#DIV/0!		
				2006			#DIV/0!		
		Source of Funds #2		2007			#DIV/0!		
				2008			#DIV/0!		
		Source of Funds #3		2009	1		0%		
		MULTI-YEAR GOAL				1	0	0%	
		Source of Funds #1		Improve accessibility to Conservation District walkway to persons with disabilities	2005			#DIV/0!	
					2006			#DIV/0!	
		Source of Funds #2			2007			#DIV/0!	
		2008				#DIV/0!			
	Source of Funds #3	2009	15019			0%			
	MULTI-YEAR GOAL				15019	0	0%		
	Improve the quality and increase the quantity of Park and Recreation facilities for lower income persons (SP Long-Term Goal pg. 100) (Matix Code 03F)	Source of Funds #1	Minority Coalition Study for Splash Pad in Beaver Falls (CD090501)	2005			#DIV/0!		
				2006			#DIV/0!		
		Source of Funds #2		2007			#DIV/0!		
		2008				#DIV/0!			
Source of Funds #3		2009		1		0%			
MULTI-YEAR GOAL					1	0	0%		



Summary of Specific Annual Objectives

Specific Obj. #	Outcome/Objective Specific Annual Objectives	Sources of Funds	Performance Indicators	Year	Expected Number	Actual Number	Percent Completed		
SL-1 Availability/Accessibility of Suitable Living Environment									
SL-1 (3)	To increase the availability and/or accessibility of the suitability of the living environment for lower income person through funding public facilities improvements. (SP Public Facilities Objective pg. 100)	CDBG	Together with SL-3(7), invest \$1,800,000 over 5 years to improve the quality and increase the quantity of general public improvements for lower income persons (SP Long-Term Goal pg. 101)	2005		2,827	#DIV/0!		
				2006	30,000		0%		
		Source of Funds #2		2007	150,000	28794	19%		
				2008		42053	#DIV/0!		
		Source of Funds #3		2009	30000	66279	221%		
		MULTI-YEAR GOAL					139953	#DIV/0!	
		CDBG		Benefit low income persons through construction of a community events electronic display in Beaver Falls CD060503 IDIS1422	2005			#DIV/0!	
					2006	11568		0%	
		Source of Funds #2			2007			#DIV/0!	
					2008			#DIV/0!	
	Source of Funds #3	2009			11568	#DIV/0!			
	MULTI-YEAR GOAL					11568	#DIV/0!		
	Improve the quality and increase the quantity of general or other public facilities for lower income persons (SP Long-Term Goal pg. 101) (Matix Code 03)	CDBG		2005			#DIV/0!		
				2006			#DIV/0!		
		Source of Funds #2		2007			#DIV/0!		
			2008			#DIV/0!			
Source of Funds #3			2009			#DIV/0!			
MULTI-YEAR GOAL					0	#DIV/0!			



Summary of Specific Annual Objectives

Specific Obj. #	Outcome/Objective Specific Annual Objectives	Sources of Funds	Performance Indicators	Year	Expected Number	Actual Number	Percent Completed		
SL-1 Availability/Accessibility of Suitable Living Environment									
SL-1 (3a)	To increase the availability and/or accessibility of the suitability of the living environment for lower income person through funding public facilities improvements (SP Public Facilities Objective pg. 100)	CDBG	Improve access to DASBV facility for handicapped persons CD075512, CD095512	2005			#DIV/0!		
				2006			#DIV/0!		
		Source of Funds #2		2007	1		0%		
				2008			#DIV/0!		
		Source of Funds #3		2009	1	1	100%		
		MULTI-YEAR GOAL					1	#DIV/0!	
				CDBG	Restoration of embankment and road in Freedom CD072200	2005			#DIV/0!
			2006				#DIV/0!		
	Source of Funds #2	2007	6			0%			
			2008				#DIV/0!		
	Source of Funds #3	2009				#DIV/0!			
	MULTI-YEAR GOAL						0	#DIV/0!	
	Improve the quality and increase the quantity of general or other public facilities for lower income persons (SP Long-Term Goal pg. 101) (Matix Code 03)	Source of Funds #1		2005				#DIV/0!	
				2006			#DIV/0!		
Source of Funds #2			2007			#DIV/0!			
			2008			#DIV/0!			
Source of Funds #3			2009			#DIV/0!			
MULTI-YEAR GOAL					0	#DIV/0!			
						0	#DIV/0!		



Summary of Specific Annual Objectives

Specific Obj. #	Outcome/Objective Specific Annual Objectives	Sources of Funds	Performance Indicators	Year	Expected Number	Actual Number	Percent Completed		
SL-1 Availability/Accessibility of Suitable Living Environment									
SL-1(4)	To increase the availability and/or accessibility of the suitability of the living environment for lower income person through funding youth programs programs (SP Youth Program Objective pg. 103)	CDBG	Use \$250,000 over 5 years to fund youth service programs throughout Beaver County	2005		74,632	#DIV/0!		
		Source of Funds #2		2006	66,000	66,000	100%		
				2007	66000	66,000	100%		
				2008	86000	66,000	77%		
		Source of Funds #3		2009	66000	66000	100%		
				MULTI-YEAR GOAL			284,000	338632	119%
		Improve the suitability of the living environment through funding youth service program (SP Youth Program Objective pg. 103) (Matrix Code 05D)(Matix Code 14E)		CDBG	Assist low income youth grades 1-8 through after-school enrichment Program CD065510 IDIS 1447, CD055510-IDIS1350, CD075510, CD085510, CD095510	2005	150	155	103%
				Source of Funds #2		2006	120	163	136%
						2007	150	128	85%
						2008	150	134	89%
	Source of Funds #3		2009	150		150	100%		
			MULTI-YEAR GOAL			720	730	101%	
	Source of Funds #1		Assist 1 youth service non-profit business through purchase of a sign CD060301	2005				#DIV/0!	
				2006		1		0%	
2007					#DIV/0!				
2008					#DIV/0!				
Source of Funds #3	2009		0		#DIV/0!				
	MULTI-YEAR GOAL				0	#DIV/0!			



Summary of Specific Annual Objectives

Specific Obj. #	Outcome/Objective Specific Annual Objectives	Sources of Funds	Performance Indicators	Year	Expected Number	Actual Number	Percent Completed
SL-1 Availability/Accessibility of Suitable Living Environment							
SL-1(4a)	To increase the availability and/or accessibility of the suitability of the living environment for lower income person through funding youth programs programs (SP Youth Program Objective pg. 103)	CDBG	Assist low income youth participate in leadership, community service and job placement opportunities CD080501, CD090502	2005			#DIV/0!
				2006			#DIV/0!
		Source of Funds #2		2007			#DIV/0!
				2008	50	40	80%
		Source of Funds #3		2009	40	55	138%
		MULTI-YEAR GOAL				90	95
	Improve the suitability of the living environment through funding youth service program (SP Youth Program Objective pg. 103) (Matrix Code 05D)(Matix Code 14E)	CDBG	Rehabilitation of 1 youth center	2005			#DIV/0!
				2006			#DIV/0!
		Source of Funds #2		2007			#DIV/0!
				2008			#DIV/0!
		Source of Funds #3		2009	1		0%
		MULTI-YEAR GOAL				1	0
		Source of Funds #1		2005			#DIV/0!
				2006			#DIV/0!
	Source of Funds #2		2007			#DIV/0!	
			2008			#DIV/0!	
	Source of Funds #3		2009			#DIV/0!	
MULTI-YEAR GOAL					0	#DIV/0!	



Summary of Specific Annual Objectives

Specific Obj. #	Outcome/Objective Specific Annual Objectives	Sources of Funds	Performance Indicators	Year	Expected Number	Actual Number	Percent Completed	
SL-1 Availability/Accessibility of Suitable Living Environment								
SL-1(5)	To increase the availability and/or accessibility of the suitability of the living environment for lower income person through funding public facilities improvements (SP Public Facilities Objective pg. 100)	CDBG	Extend water line to service 940 people in Marion CD-033401 (IDIS #1210)	2005	940		0%	
				2006			#DIV/0!	
		Source of Funds #2		2007		940	#DIV/0!	
				2008			#DIV/0!	
		Source of Funds #3		2009			#DIV/0!	
		MULTI-YEAR GOAL					940	#DIV/0!
		CDBG	Waterline installation in Pinehurst area of Economy CD051700-IDIS1347	2005	82		0%	
				2006		82	#DIV/0!	
		Source of Funds #2		2007			#DIV/0!	
				2008			#DIV/0!	
	Source of Funds #3	2009				#DIV/0!		
	MULTI-YEAR GOAL					82	#DIV/0!	
	Improve the quality and increase the quantity of sewer and waterline improvements for lower income persons (SP Long-Term Goal pg. 101) (Matix Code 03J)	CDBG	Combined with SL-3(3a) invest \$810,000 over 5 years for Sanitary Sewer and Water Improvement projects (CD074800)	2005		1,004	#DIV/0!	
				2006	95,000	91,839	97%	
		Source of Funds #2		2007	50000	0	0%	
		2008			597	#DIV/0!		
Source of Funds #3		2009		50000	0	0%		
MULTI-YEAR GOAL				195000	93440	48%		



Summary of Specific Annual Objectives

Specific Obj. #	Outcome/Objective Specific Annual Objectives	Sources of Funds	Performance Indicators	Year	Expected Number	Actual Number	Percent Completed		
SL-1 Availability/Accessibility of Suitable Living Environment									
SL-1(5a)	To increase the availability and/or accessibility of the suitability of the living environment for lower income person through funding public facilities improvements (SP Public Facilities Objective pg. 100)	CDBG	Combined with SL-3(3a) fund 25 Sanitary Sewer and Water Improvement projects over 5 years	2005		2	#DIV/0!		
		Source of Funds #2		2006	2	1	50%		
				2007		0	#DIV/0!		
				2008	0	0	#DIV/0!		
		Source of Funds #3		2009	1	1	100%		
		MULTI-YEAR GOAL					4	#DIV/0!	
		Improve the quality and increase the quantity of sewer and waterline improvements for lower income persons (SP Long-Term Goal pg. 101) (Matix Code 03J)		CDBG	Benefit LMI persons through installation of sewer plant generator CD093502	2005			#DIV/0!
				Source of Funds #2		2006			#DIV/0!
						2007			#DIV/0!
						2008			#DIV/0!
	Source of Funds #3		2009	3766			0%		
	MULTI-YEAR GOAL					0	#DIV/0!		
		CDBG		2005			#DIV/0!		
		Source of Funds #2		2006			#DIV/0!		
2007						#DIV/0!			
2008						#DIV/0!			
Source of Funds #3		2009				#DIV/0!			
MULTI-YEAR GOAL					0	#DIV/0!			



Summary of Specific Annual Objectives

Specific Obj. #	Outcome/Objective Specific Annual Objectives	Sources of Funds	Performance Indicators	Year	Expected Number	Actual Number	Percent Completed	
SL-1 Availability/Accessibility of Suitable Living Environment								
SL-1(6)	To increase the availability and/or accessibility of the suitability of the living environment for lower income person through funding public facilities improvements. (SP Public Facilities Objective pg. 100)	CDBG	Benefit Low mod persons through installation of sidewalks on Sharon Road in Bridgewater CD050700-IDIS1334	2005	20		0%	
				2006			#DIV/0!	
		Source of Funds #2		2007		20	#DIV/0!	
				2008			#DIV/0!	
		Source of Funds #3		2009			#DIV/0!	
							20	#DIV/0!
		CDBG		Benefit low income persons through installing lighting in Freedom CD032201-IDIS1240	2005	1858		0%
					2006			#DIV/0!
		Source of Funds #2			2007			#DIV/0!
		2008			1858	#DIV/0!		
	Source of Funds #3	2009				#DIV/0!		
		MULTI-YEAR GOAL				1858	#DIV/0!	
	Improve the quality and increase the quantity of sidewalks for lower income persons (SP Long-Term Goal pg. 101) (Matix Code 03L)	CDBG	Benefit Low mod persons through installation of handicapped curb ramps on sidewalks in Monaca CD083600	2005			#DIV/0!	
				2006			#DIV/0!	
		Source of Funds #2		2007			#DIV/0!	
				2008		758	0%	
		Source of Funds #3		2009			758	#DIV/0!
				MULTI-YEAR GOAL				758



Summary of Specific Annual Objectives

Specific Obj. #	Outcome/Objective Specific Annual Objectives	Sources of Funds	Performance Indicators	Year	Expected Number	Actual Number	Percent Completed
SL-1 Availability/Accessibility of Suitable Living Environment							
SL-1 (7)	To increase the availability and/or accessibility of the suitability of the living environment for lower income person through funding public facilities improvements (SP Public Facilities Objective pg. 100)	CDBG	Handicap Accessible Restroom Construction at HAP CD075514	2005			#DIV/0!
		Source of Funds #2		2006			#DIV/0!
				2007	1		0%
		Source of Funds #3		2008			#DIV/0!
				2009			#DIV/0!
		MULTI-YEAR GOAL				1	0
	Improve the quality and increase the quantity of Centers for Handicapped persons (SP Long-Term Goal pg. 102) (Matix Code 03B)	Source of Funds #1	Construction of 1 Handicap Accessible restroom at BCRC CD-045520 IDIS 1252	2005	1		0%
		Source of Funds #2		2006			#DIV/0!
				2007			#DIV/0!
		Source of Funds #3		2008			#DIV/0!
				2009			#DIV/0!
		MULTI-YEAR GOAL				1	0
	Source of Funds #1			2005			#DIV/0!
				2006			#DIV/0!
2007						#DIV/0!	
2008						#DIV/0!	
2009						#DIV/0!	
MULTI-YEAR GOAL				0	0	#DIV/0!	



Summary of Specific Annual Objectives

Specific Obj. #	Outcome/Objective Specific Annual Objectives	Sources of Funds	Performance Indicators	Year	Expected Number	Actual Number	Percent Completed		
SL-1 Availability/Accessibility of Suitable Living Environment									
SL-1 (8)	To increase the availability and/or accessibility of the suitability of the living environment for lower income person through funding public facilities improvements (SP Public Facilities Objective pg. 100)	CDBG	Rehabilitation of building to house SBC Ministries community center in Beaver Falls CD045517-IDIS1288	2005	1		0%		
				2006			#DIV/0!		
		Source of Funds #2		2007			#DIV/0!		
				2008		1	#DIV/0!		
		Source of Funds #3		2009			#DIV/0!		
		MULTI-YEAR GOAL				1	1	100%	
		CDBG		Addition to New Brighton Library CD023704-IDIS1317, CD053702-IDIS1382	2005	1		0%	
					2006		0	#DIV/0!	
		Source of Funds #2			2007	1	0	0%	
		2008				#DIV/0!			
	Source of Funds #3	2009				#DIV/0!			
	MULTI-YEAR GOAL				2	0	0%		
	Improve the quality and increase the quantity of neighborhood facilities for low income people (SP Long-Term Goal pg. 102) (Matix Code 03E)	Source of Funds #1	Acquisition & construction of a community center for residents of Aliquippa CD060104 IDIS 1465	2005			#DIV/0!		
				2006	1		0%		
		Source of Funds #2		2007			#DIV/0!		
				2008			#DIV/0!		
		Source of Funds #3		2009			#DIV/0!		
		MULTI-YEAR GOAL				1	0	0%	




Summary of Specific Annual Objectives

Specific Obj. #	Outcome/Objective Specific Annual Objectives	Sources of Funds	Performance Indicators	Year	Expected Number	Actual Number	Percent Completed	
SL-1 Availability/Accessibility of Suitable Living Environment								
SL-1 (8a)	To increase the availability and/or accessibility of the suitability of the living environment for lower income person through funding public facilities improvements (SP Public Facilities Objective pg. 100)	CDBG	Acquire building in Rochester for community center (CD004707 - IDIS1010)	2005	1		0%	
				2006			#DIV/0!	
		Source of Funds #2		2007			#DIV/0!	
				2008		1	#DIV/0!	
		Source of Funds #3		2009			#DIV/0!	
		MULTI-YEAR GOAL				1	1	100%
		CDBG	Remove Architectural Barriers at East Rochester Fire Hall CD081500	2005			#DIV/0!	
				2006		0	#DIV/0!	
		Source of Funds #2		2007			#DIV/0!	
				2008		1	0%	
	Source of Funds #3	2009				#DIV/0!		
	MULTI-YEAR GOAL				1	0	0%	
	Improve the quality and increase the quantity of neighborhood facilities for low income people (SP Long-Term Goal pg. 102) (Matix Code 03E)	Source of Funds #1		2005			#DIV/0!	
				2006			#DIV/0!	
Source of Funds #2			2007			#DIV/0!		
			2008			#DIV/0!		
Source of Funds #3			2009			#DIV/0!		
MULTI-YEAR GOAL				0	0	#DIV/0!		



Summary of Specific Annual Objectives

Specific Obj. #	Outcome/Objective Specific Annual Objectives	Sources of Funds	Performance Indicators	Year	Expected Number	Actual Number	Percent Completed		
SL-1 Availability/Accessibility of Suitable Living Environment									
SL-1 (9)	To increase the availability and/or accessibility of the suitability of the living environment for lower income person through funding public facilities improvements. (SP Public Facilities Objective pg. 100)	CDBG	Resurface and expansion of Mackhollow Road in Hanover CD052600-IDIS1352	2005	25		0%		
		Source of Funds #2		2006			#DIV/0!		
		Source of Funds #3		2007			#DIV/0!		
				2008			#DIV/0!		
				2009		25	#DIV/0!		
		MULTI-YEAR GOAL				25	25	100%	
				CDBG	Construction of new roadway in Hopewell CD073000	2005			#DIV/0!
	Source of Funds #2	2006				#DIV/0!			
	Source of Funds #3	2007	8			0%			
		2008				#DIV/0!			
		2009		8		#DIV/0!			
	MULTI-YEAR GOAL					8	8	100%	
	Improve the quality and increase the quantity of street improvements for lower income persons (SP Long-Term Goal pg. 101) (Matix Code 03K)	Source of Funds #1		2005				#DIV/0!	
		Source of Funds #2		2006			#DIV/0!		
Source of Funds #3		2007				#DIV/0!			
		2008				#DIV/0!			
		2009				#DIV/0!			
MULTI-YEAR GOAL					0	0	#DIV/0!		



Summary of Specific Annual Objectives

Specific Obj. #	Outcome/Objective Specific Annual Objectives	Sources of Funds	Performance Indicators	Year	Expected Number	Actual Number	Percent Completed		
SL-1 Availability/Accessibility of Suitable Living Environment									
SL-1 (10)	To increase the availability and/or accessibility of the suitability of the living environment for lower income person through funding public facilities improvements. (SP Public Facilities Objective pg. 100)	CDBG	Building Renovations to create kitchen for residents at Villa St. Joseph CD050300-IDIS1364	2005	1		0%		
		Source of Funds #2		2006			#DIV/0!		
				2007			#DIV/0!		
				2008		1	#DIV/0!		
		Source of Funds #3		2009			#DIV/0!		
				MULTI-YEAR GOAL				1	1
		Improve the quality and increase the quantity of Centers for seniors / elderly persons (SP Long-Term Goal pg. 103) (Matix Code 03A)		Source of Funds #1	2005				#DIV/0!
					2006			#DIV/0!	
				Source of Funds #2	2007			#DIV/0!	
					2008			#DIV/0!	
	Source of Funds #3		2009			#DIV/0!			
			MULTI-YEAR GOAL				0	0	#DIV/0!
	Source of Funds #1		2005			#DIV/0!			
			2006			#DIV/0!			
2007				#DIV/0!					
2008				#DIV/0!					
Source of Funds #2	2009			#DIV/0!					
	MULTI-YEAR GOAL				0	0	#DIV/0!		



Summary of Specific Annual Objectives

Specific Obj. #	Outcome/Objective Specific Annual Objectives	Sources of Funds	Performance Indicators	Year	Expected Number	Actual Number	Percent Completed		
SL-1 Availability/Accessibility of Suitable Living Environment									
SL-1(11)	To increase the availability and/or accessibility of the suitability of the living environment for lower income person through funding public facilities improvements (SP Public Facilities Objective pg. 100)	CDBG	Installation of storm sewers in West Mayfield CD074800, CD085300, CD093500	2005		2	#DIV/0!		
				2006	30		0%		
		Source of Funds #2		2007			#DIV/0!		
				2008	30		0%		
		Source of Funds #3		2009	30		0%		
		MULTI-YEAR GOAL					2	#DIV/0!	
		CDBG			2005			#DIV/0!	
			2006			#DIV/0!			
	Source of Funds #2		2007			#DIV/0!			
			2008			#DIV/0!			
	Source of Funds #3		2009			#DIV/0!			
	MULTI-YEAR GOAL					0	#DIV/0!		
	Improve the quality and increase the quantity of Storm Sewer facilities for lower income persons (SP Long-Term Goal pg. 101) (Matix Code 03J or 03K)	CDBG		2005			#DIV/0!		
				2006			#DIV/0!		
Source of Funds #2			2007			#DIV/0!			
			2008			#DIV/0!			
Source of Funds #3			2009			#DIV/0!			
MULTI-YEAR GOAL					0	#DIV/0!			
CDBG			2005			#DIV/0!			
		2006			#DIV/0!				
Source of Funds #2		2007			#DIV/0!				
		2008			#DIV/0!				
Source of Funds #3		2009			#DIV/0!				
MULTI-YEAR GOAL					0	#DIV/0!			



Summary of Specific Annual Objectives

Specific Obj. #	Outcome/Objective Specific Annual Objectives	Sources of Funds	Performance Indicators	Year	Expected Number	Actual Number	Percent Completed	
SL-2 Affordability of Suitable Living Environment								
SL-2 (1)	Specific Objective - NO OBJECTIVES IDENTIFIED	Source of Funds #1	Performance Indicator #1	2005			#DIV/0!	
				2006			#DIV/0!	
				2007			#DIV/0!	
		Source of Funds #2		2008			#DIV/0!	
				2009			#DIV/0!	
				MULTI-YEAR GOAL			0	#DIV/0!
		Source of Funds #1		Performance Indicator #2	2005			#DIV/0!
					2006			#DIV/0!
					2007			#DIV/0!
	Source of Funds #2	2008				#DIV/0!		
		2009				#DIV/0!		
		MULTI-YEAR GOAL				0	#DIV/0!	
	Specific Annual Objective - NO ANNUAL OBJECTIVES IDENTIFIED	Source of Funds #3	Performance Indicator #3		2005			#DIV/0!
					2006			#DIV/0!
					2007			#DIV/0!
		Source of Funds #1		2008			#DIV/0!	
				2009			#DIV/0!	
				MULTI-YEAR GOAL			0	#DIV/0!
Source of Funds #2		Performance Indicator #3		2005			#DIV/0!	
				2006			#DIV/0!	
				2007			#DIV/0!	
Source of Funds #3	2008				#DIV/0!			
	2009				#DIV/0!			
	MULTI-YEAR GOAL			0	#DIV/0!			



Summary of Specific Annual Objectives

Specific Obj. #	Outcome/Objective Specific Annual Objectives	Sources of Funds	Performance Indicators	Year	Expected Number	Actual Number	Percent Completed		
SL-3 Sustainability of Suitable Living Environment									
SL-3 (1)	To sustain the suitability of the living environment for lower income person through funding public facilities improvements (SP Public Facilities Objective pg. 100)	CDBG	Benefit Low income people through the renovation of 2,000 square feet of space for two classrooms and two restrooms in Aliquippa CD060100.	2005			#DIV/0!		
				2006	11586		0%		
		Source of Funds #2		2007			#DIV/0!		
				2008			#DIV/0!		
		Source of Funds #3		2009			#DIV/0!		
		MULTI-YEAR GOAL				11586	0	0%	
		CDBG		Rehabilitate Gallery in New Brighton CD023700 (IDIS #1127)	2005	1		0%	
					2006			#DIV/0!	
		Source of Funds #2			2007			#DIV/0!	
		2008				#DIV/0!			
	Source of Funds #3	2009				#DIV/0!			
	MULTI-YEAR GOAL					0	#DIV/0!		
	Improve the quality and increase the quantity of neighborhood facilities for lower income persons (SP Long-Term Goal pg. 100) (Matrix Code 03E)	CDBG	Rehabilitate Libraries in Beaver Falls (CD040502 - IDIS 1255, CD070503), Ambridge (CD040202 IDIS1275, CD070201), Midland (CD043500-IDIS1256) and New Brighton (073702)	2005	3		0%		
				2006			#DIV/0!		
		Source of Funds #2		2007	3	1	33%		
		2008				#DIV/0!			
Source of Funds #3		2009			1	#DIV/0!			
MULTI-YEAR GOAL						2	#DIV/0!		



Summary of Specific Annual Objectives

Specific Obj. #	Outcome/Objective Specific Annual Objectives	Sources of Funds	Performance Indicators	Year	Expected Number	Actual Number	Percent Completed	
SL-3 Sustainability of Suitable Living Environment								
SL-3 (1a)	To sustain the suitability of the living environment for lower income person through funding public facilities improvements (SP Public Facilities Objective pg. 100)	CDBG	Rehabilitate Libraries in Ambridge CD050203-IDIS1381, Midland CD-053500-IDIS1335	2005	2		0%	
				2006			#DIV/0!	
		Source of Funds #2		2007		1	#DIV/0!	
				2008			#DIV/0!	
		Source of Funds #3		2009			#DIV/0!	
		MULTI-YEAR GOAL				2	1	50%
		CDBG	Improvements to two public facilities in Aliquippa CD-070100, CD070103	2005			#DIV/0!	
				2006			#DIV/0!	
		Source of Funds #2		2007	2		0%	
		2008				#DIV/0!		
	Source of Funds #3	2009			2	#DIV/0!		
	MULTI-YEAR GOAL					2	#DIV/0!	
	Improve the quality and increase the quantity of neighborhood facilities for lower income persons (SP Long-Term Goal pg. 100) (Matrix Code 03E)	Source of Funds #1	Rehabilitate Libray in Aliquippa CD080101	2005			#DIV/0!	
				2006			#DIV/0!	
		Source of Funds #2		2007			#DIV/0!	
				2008	1		0%	
		Source of Funds #3		2009			#DIV/0!	
		MULTI-YEAR GOAL					0	#DIV/0!



Summary of Specific Annual Objectives

Specific Obj. #	Outcome/Objective Specific Annual Objectives	Sources of Funds	Performance Indicators	Year	Expected Number	Actual Number	Percent Completed		
SL-3 Sustainability of Suitable Living Environment									
SL-3 (1b)	To sustain the suitability of the living environment for lower income person through funding public facilities improvements (SP Public Facilities Objective pg. 100)	CDBG	Rehab or construction of community centers CD085505, CD095505	2005			#DIV/0!		
				2006			#DIV/0!		
		Source of Funds #2		2007			#DIV/0!		
				2008	3		0%		
		Source of Funds #3		2009	3	1	33%		
		MULTI-YEAR GOAL				6	1	17%	
		Source of Funds #2		2005			#DIV/0!		
				2006			#DIV/0!		
		Source of Funds #2		2007			#DIV/0!		
	Improve the quality and increase the quantity of neighborhood facilities for lower income persons (SP Long-Term Goal pg. 100) (Matrix Code 03E)		2008			#DIV/0!			
		Source of Funds #3	2009			#DIV/0!			
		MULTI-YEAR GOAL					0	#DIV/0!	
		Source of Funds #1	2005			#DIV/0!			
			2006			#DIV/0!			
		Source of Funds #2	2007			#DIV/0!			
			2008			#DIV/0!			
		Source of Funds #3	2009			#DIV/0!			
		MULTI-YEAR GOAL					0	#DIV/0!	



Summary of Specific Annual Objectives

Specific Obj. #	Outcome/Objective Specific Annual Objectives	Sources of Funds	Performance Indicators	Year	Expected Number	Actual Number	Percent Completed		
SL-3 Sustainability of Suitable Living Environment									
SL-3 (2)	To sustain the suitability of the living environment for lower income person through funding public facilities improvements. (SP Public Facilities Objective pg. 100)	CDBG	Combined with SL-1(2) fund 10 projects over 5 years to improve the quality and increase the quantity of Park and Recreation facilities for lower income persons. (SP Long-Term Goal pg. 100)	2005		0	#DIV/0!		
				2006	1	3	300%		
		Source of Funds #2		2007			#DIV/0!		
				2008	1	1	100%		
		Source of Funds #3		2009		1	#DIV/0!		
		MULTI-YEAR GOAL				2	5	250%	
		CDBG		Improvements to playgrounds in Rochester Borough CD054700-IDIS1361, CD044700-IDIS1277)	2005	5		0%	
					2006	0	5	#DIV/0!	
		Source of Funds #2			2007			#DIV/0!	
					2008			#DIV/0!	
	Source of Funds #3	2009				#DIV/0!			
	MULTI-YEAR GOAL				5	5	100%		
	Improve the quality and increase the quantity of Park and Recreation facilities for lower income persons (SP Long-Term Goal pg. 100) (Matix Code 03F)	CDBG	Combined with SL-1(2) invest \$630,000 over 5 years to improve the quality and increase the quantity of Park and Recreation facilities for lower income persons (SP Long-Term Goal pg. 100)	2005	22,000		0%		
				2006	15,000	50,966	340%		
		Source of Funds #2		2007		23588	#DIV/0!		
		2008		19000	45531	240%			
Source of Funds #3		2009			5286	#DIV/0!			
MULTI-YEAR GOAL					56,000	125371	224%		



Summary of Specific Annual Objectives

Specific Obj. #	Outcome/Objective Specific Annual Objectives	Sources of Funds	Performance Indicators	Year	Expected Number	Actual Number	Percent Completed	
SL-3 Sustainability of Suitable Living Environment								
SL-3 (2a)	To sustain the suitability of the living environment for lower income person through funding public facilities improvements (SP Public Facilities Objective pg. 100)	CDBG	Improvements to Franklin Springs Park CD042000-IDIS1270	2005	1		0%	
				2006			#DIV/0!	
		Source of Funds #2		2007		1	#DIV/0!	
				2008			#DIV/0!	
		Source of Funds #3		2009			#DIV/0!	
		MULTI-YEAR GOAL				1	1	100%
		CDBG	Replace bleachers at gymnasium in Alpluppa CD050101-IDIS-1330	2005	1		0%	
				2006		1	#DIV/0!	
		Source of Funds #2		2007			#DIV/0!	
				2008			#DIV/0!	
	Source of Funds #3	2009				#DIV/0!		
	MULTI-YEAR GOAL				1	1	100%	
	Improve the quality and increase the quantity of Park and Recreation facilities for lower income persons (SP Long-Term Goal pg. 100) (Matix Code 03F)	Source of Funds #1	Improve accessibility to the Conservation District Building for persons with Disabilities CD075511	2005			#DIV/0!	
				2006	1	0%		
Source of Funds #2		2007				#DIV/0!		
		2008				#DIV/0!		
Source of Funds #3		2009				#DIV/0!		
MULTI-YEAR GOAL				25,000	0	0%		



Summary of Specific Annual Objectives

Specific Obj. #	Outcome/Objective Specific Annual Objectives	Sources of Funds	Performance Indicators	Year	Expected Number	Actual Number	Percent Completed	
SL-3 Sustainability of Suitable Living Environment								
SL-3 (2b)	To sustain the suitability of the living environment for lower income person through funding public facilities improvements (SP Public Facilities Objective pg. 100)	CDBG	Interior renovations to youth recreation center in Aliquippa CD060105	2005			#DIV/0!	
				2006	1		0%	
		Source of Funds #2		2007			#DIV/0!	
				2008		1	#DIV/0!	
		Source of Funds #3		2009			#DIV/0!	
		MULTI-YEAR GOAL				1	1	100%
			CDBG	Memorial Park Infield Reconstruction in New Brighton, CD083700	2005			#DIV/0!
					2006			#DIV/0!
		Source of Funds #2	2007				#DIV/0!	
		2008	1			0%		
	Source of Funds #3	2009				#DIV/0!		
	Improve the quality and increase the quantity of Park and Recreation facilities for lower income persons (SP Long-Term Goal pg. 100) (Matix Code 03F)	MULTI-YEAR GOAL				1	0	0%
		Source of Funds #1	CCBC Campus facilities renovations CD035515	2005			#DIV/0!	
				2006			#DIV/0!	
		Source of Funds #2		2007			#DIV/0!	
				2008			#DIV/0!	
		Source of Funds #3		2009		2510	#DIV/0!	
		MULTI-YEAR GOAL				25,000	2510	10%



Summary of Specific Annual Objectives

Specific Obj. #	Outcome/Objective Specific Annual Objectives	Sources of Funds	Performance Indicators	Year	Expected Number	Actual Number	Percent Completed		
SL-3 Sustainability of Suitable Living Environment									
SL-3 (3)	To sustain the suitability of the living environment for lower income persons through funding public infrastructure improvements (SP Infrastructure Objective pg. 101)	CDBG	Benefit low income persons through separation of sewers on Harmony Avenue in Rochester Township (CD064800)	2005			#DIV/0!		
				2006	21		0%		
		Source of Funds #2		2007			#DIV/0!		
				2008			#DIV/0!		
		Source of Funds #3		2009		21	#DIV/0!		
		MULTI-YEAR GOAL				21	21	100%	
		CDBG		Benefit low income persons through improvements to storm water drainage facilities in Eastvale (CD061600)	2005			#DIV/0!	
					2006	292		0%	
		Source of Funds #2			2007			#DIV/0!	
		2008				#DIV/0!			
	Source of Funds #3	2009				#DIV/0!			
	MULTI-YEAR GOAL				292	0	0%		
	Improve the quality and increase the quantity of Water and Sanitary Sewer facilities for lower income persons (SP Long-Term Goal pg. 101) (Matix Code 03J)	CDBG	Combined with SL-1(5) & DH-1(13) invest \$810,000 over 5 years for Sanitary Sewer and Water Improvement projects	2005		9,572	#DIV/0!		
				2006	220,000		0%		
		Source of Funds #2		2007	50000	53116	106%		
		2008		100000	163897	164%			
Source of Funds #3		2009			153317	#DIV/0!			
MULTI-YEAR GOAL					370000	379902	103%		



Summary of Specific Annual Objectives

Specific Obj. #	Outcome/Objective Specific Annual Objectives	Sources of Funds	Performance Indicators	Year	Expected Number	Actual Number	Percent Completed	
SL-3 Sustainability of Suitable Living Environment								
SL-3 (3a)	To sustain the suitability of the living environment for lower income person through funding public infrastructure improvements (SP Infrastructure Objective pg. 101)	CDBG	Combined with SL-1(5a) & DH-1(13) fund 25 water and/or sanitary sewer system improvements over 5 years	2005		3	#DIV/0!	
				2006	3	3	100%	
		Source of Funds #2		2007	1	2	200%	
				2008	2	2	100%	
		Source of Funds #3		2009	1	1	100%	
		MULTI-YEAR GOAL				7	11	157%
		CDBG	Fund sanitary sewer system improvements in 10 Communities over 5 years (Aliquippa, Ambridge, Easvale, Midland, Rochester Twp, Vanport, West Mayfield)	2005		2	#DIV/0!	
				2006	4	3	75%	
		Source of Funds #2		2007	1	2	200%	
				2008	2	2	100%	
	Source of Funds #3	2009		1	1	100%		
	MULTI-YEAR GOAL				8	10	125%	
	Improve the quality and increase the quantity of Water and Sanitary Sewer facilities for lower income persons (SP Long-Term Goal pg. 101) (Matix Code 03J)	CDBG	Benefit low income persons through televising and relining sanitary sewer line in Ambridge (CD060201)	2005			#DIV/0!	
				2006	7,682		0%	
		Source of Funds #2		2007			#DIV/0!	
		2008			7,682	#DIV/0!		
Source of Funds #3		2009				#DIV/0!		
MULTI-YEAR GOAL				7682	7682	100%		



Summary of Specific Annual Objectives

Specific Obj. #	Outcome/Objective Specific Annual Objectives	Sources of Funds	Performance Indicators	Year	Expected Number	Actual Number	Percent Completed	
SL-3 Sustainability of Suitable Living Environment								
SL-3 (3b)	To sustain the suitability of the living environment for lower income person through funding public infrastructure improvements (SP Infrastructure Objective pg. 101)	CDBG	Benefit low income persons through replacement of water plant filter in Midland CD053503-IDIS1357 and sewer plant renovations CD073502	2005	3116		0%	
				2006		3116	#DIV/0!	
		Source of Funds #2		2007	3116		0%	
				2008		3766	#DIV/0!	
		Source of Funds #3		2009			#DIV/0!	
		MULTI-YEAR GOAL				6232	6882	110%
		CDBG	Benefit low income persons through replacement of sewer on K Street in Vanport CD045201-IDIS1303	2005	741		0%	
				2006		#DIV/0!		
		Source of Funds #2		2007		#DIV/0!		
				2008		#DIV/0!		
	Source of Funds #3	2009			#DIV/0!			
	MULTI-YEAR GOAL				741	0	0%	
	Improve the quality and increase the quantity of Water and Sanitary Sewer facilities for lower income persons (SP Long-Term Goal pg. 101) (Matix Code 03J)	CDBG	Benefit low income persons through replacement of sewer on Brook Street in West Mayfield CD025301-IDIS1323	2005	22	22	100%	
				2006		#DIV/0!		
Source of Funds #2		2007			#DIV/0!			
		2008			#DIV/0!			
Source of Funds #3		2009			#DIV/0!			
MULTI-YEAR GOAL				22	22	100%		



Summary of Specific Annual Objectives

Specific Obj. #	Outcome/Objective Specific Annual Objectives	Sources of Funds	Performance Indicators	Year	Expected Number	Actual Number	Percent Completed		
SL-3 Sustainability of Suitable Living Environment									
SL-3 (3c)	To sustain the suitability of the living environment for lower income person through funding public infrastructure improvements (SP Infrastructure Objective pg. 101)	CDBG	Benefit low income persons through intallation of sewers on Walnut St. in Rochester Twp CD054800 IDIS 1363	2005	45		0%		
				2006		45	#DIV/0!		
		Source of Funds #2		2007			#DIV/0!		
				2008			#DIV/0!		
		Source of Funds #3		2009			#DIV/0!		
		MULTI-YEAR GOAL				45	45	100%	
		CDBG		Benefit low income persons through rebuilding of inlets on Franklin Avenue in Aliquippa CD060108 IDIS #1543 (canceled)	2005			#DIV/0!	
					2006	5808		0%	
		Source of Funds #2			2007		0	#DIV/0!	
		2008				#DIV/0!			
	Source of Funds #3	2009				#DIV/0!			
	MULTI-YEAR GOAL				5808	0	0%		
	Improve the quality and increase the quantity of Water and Sanitary Sewer facilities for lower income persons (SP Long-Term Goal pg. 101) (Matix Code 03J)	CDBG	Benefit low income persons through replacement of waterline on 6th St in Ambridge CD080201	2005			#DIV/0!		
				2006			#DIV/0!		
		Source of Funds #2		2007			#DIV/0!		
				2008	1989		0%		
		Source of Funds #3		2009		1989	#DIV/0!		
		MULTI-YEAR GOAL				1989	1989	100%	



Summary of Specific Annual Objectives

Specific Obj. #	Outcome/Objective Specific Annual Objectives	Sources of Funds	Performance Indicators	Year	Expected Number	Actual Number	Percent Completed		
SL-3 Sustainability of Suitable Living Environment									
SL-3 (3d)	To sustain the suitability of the living environment for lower income person through funding public infrastructure improvements (SP Infrastructure Objective pg. 101)	CDBG	Benefit low income persons through replacement of waterline on Roosevelt St. in Conway CD081100	2005			#DIV/0!		
				2006			#DIV/0!		
		Source of Funds #2		2007			#DIV/0!		
				2008	16		0%		
		Source of Funds #3		2009		16	#DIV/0!		
		MULTI-YEAR GOAL				16	16	100%	
		CDBG		Benefit low income persons through Sewer separation on Atlas, Canton and Pine Streets in Baden CD091500	2005			#DIV/0!	
					2006			#DIV/0!	
		Source of Funds #2			2007			#DIV/0!	
		2008				#DIV/0!			
	Source of Funds #3	2009	28			0%			
	MULTI-YEAR GOAL					28	0	0%	
	CDBG	Benefit low income persons through upgrading drainage to Elm Alley in Aliquippa CD080101	2005				#DIV/0!		
			2006				#DIV/0!		
	Source of Funds #2		2007				#DIV/0!		
			2008	10974		0%			
	Source of Funds #3		2009		10974	#DIV/0!			
	MULTI-YEAR GOAL				10974	10974	100%		
Improve the quality and increase the quantity of Water and Sanitary Sewer facilities for lower income persons (SP Long-Term Goal pg. 101) (Matix Code 03J)									



Summary of Specific Annual Objectives

Specific Obj. #	Outcome/Objective Specific Annual Objectives	Sources of Funds	Performance Indicators	Year	Expected Number	Actual Number	Percent Completed	
SL-3 Sustainability of Suitable Living Environment								
SL-3 (4)	To sustain the suitability of the living environment for lower income person through funding public infrastructure improvements (SP Infrastructure Objective pg. 101)	CDBG	Approve \$1,125,000 over 5 years for Street Improvements	2005		368,362	#DIV/0!	
				2006	601,300	253,734	42%	
		Source of Funds #2		2007	347000	177,594	51%	
				2008	481000	180142	37%	
		Source of Funds #3		2009	325000	221187	68%	
		MULTI-YEAR GOAL				1754300	1201019	68%
		CDBG	Fund 25 Street Improvement projects, CD070101, CD070200, CD070500, CD070501, CD070502, CD072000, CD073300, CD073500, CD074800, FY 2008 See SL-3(4d), FY 2009 See SL-3(4d)	2005		26	#DIV/0!	
				2006	14	3	21%	
		Source of Funds #2		2007	9	4	44%	
				2008	8	3	38%	
	Source of Funds #3	2009		6	6	100%		
	MULTI-YEAR GOAL				37	42	114%	
	Improve the quality and increase the quantity of Street Improvements for lower income persons (SP Long-Term Goal pg. 101) (Matix Code 03K)	CDBG	Benefit low income persons through hillside stabilization and embankment restoration in Freedom (CD062200) and Pulaski (CD064500)	2005			#DIV/0!	
				2006	832	6	1%	
Source of Funds #2		2007				#DIV/0!		
		2008			841	#DIV/0!		
Source of Funds #3		2009				#DIV/0!		
MULTI-YEAR GOAL				832	847	102%		



Summary of Specific Annual Objectives

Specific Obj. #	Outcome/Objective Specific Annual Objectives	Sources of Funds	Performance Indicators	Year	Expected Number	Actual Number	Percent Completed		
SL-3 Sustainability of Suitable Living Environment									
SL-3 (4a)	To sustain the suitability of the living environment for lower income person through funding public infrastructure improvements (SP Infrastructure Objective pg. 101)	CDBG	Benefit low income persons through road paving in Aliquippa (CD060103, CD060101), Ambridge (CD060200), Baden (CD060300), Beaver Falls (CD060500, CD060501, CD060502), Darlington (CD061200), East Rochester (CD061500), Rochester (CD064700) and Vanport (065200)	2005			#DIV/0!		
				2006	25,372		0%		
		Source of Funds #2		2007		623	#DIV/0!		
				2008		24926	#DIV/0!		
		Source of Funds #3		2009		94	#DIV/0!		
		MULTI-YEAR GOAL				25372	25643	101%	
		CDBG		Benefit low income persons through road paving in Glasgow (CD032400 - IDIS 1204), Rochester (CD034700 - IDIS 1219), Beaver Falls (CD040500 - IDIS 1261 & CD040501 - IDIS 1262), Rochester (CD044701 - IDIS 1267), Darlington (CD041200 - IDIS 1298), Vanport (CD045200 - IDIS 1301)	2005	10954		0%	
					2006		9644	#DIV/0!	
		Source of Funds #2			2007		3842	#DIV/0!	
					2008		3842	#DIV/0!	
	Source of Funds #3	2009				#DIV/0!			
	MULTI-YEAR GOAL					10954	17328	158%	
	CDBG	Benefit low income persons through road paving in Aliquippa (CD050103 - IDIS 1337), Darlington (CD051200 - IDIS 1343), Eastvale (CD051600 - IDIS 1346), Conway (CD051100 - IDIS 1387), Ambridge (CD050201 - IDIS 1332), Beaver Falls (CD050500 - IDIS 1338)	2005		7667		0%		
			2006			2871	#DIV/0!		
Source of Funds #2	2007					#DIV/0!			
	2008				292	#DIV/0!			
Source of Funds #3	2009				#DIV/0!				
MULTI-YEAR GOAL				7667	3163	41%			
Improve the quality and increase the quantity of Street Improvements for lower income persons (SP Long-Term Goal pg. 101) (Matix Code 03K)									



Summary of Specific Annual Objectives

Specific Obj. #	Outcome/Objective Specific Annual Objectives	Sources of Funds	Performance Indicators	Year	Expected Number	Actual Number	Percent Completed		
SL-3 Sustainability of Suitable Living Environment									
SL-3 (4b)	To sustain the suitability of the living environment for lower income person through funding public infrastructure improvements (SP Infrastructure Objective pg. 101)	CDBG	Benefit low income persons through Replacement of collapsed stone wall in New Brighton (CD053700-IDIS1359, CD053701-IDIS1358, CD053702-IDIS1360)	2005	1855		0%		
				2006			#DIV/0!		
		Source of Funds #2		2007		1662	#DIV/0!		
				2008			#DIV/0!		
		Source of Funds #3		2009			#DIV/0!		
		MULTI-YEAR GOAL				1855	1662	90%	
				CDBG	Benefit low income persons through street improvements in Aliquippa CD040102-IDIS1260 and Koppel CD043300-IDIS1299,	2005	3516		0%
			2006			3516	#DIV/0!		
	Source of Funds #2	2007				#DIV/0!			
			2008				#DIV/0!		
	Source of Funds #3	2009				#DIV/0!			
	MULTI-YEAR GOAL					3516	3516	100%	
	Improve the quality and increase the quantity of Street Improvements for lower income persons (SP Long-Term Goal pg. 101) (Matix Code 03K)	CDBG	Benefit low income persons through street Improvements in Harmony CD052600-IDIS1388	2005		25		0%	
					2006		#DIV/0!		
Source of Funds #2				2007		#DIV/0!			
				2008		#DIV/0!			
Source of Funds #3				2009		25	#DIV/0!		
MULTI-YEAR GOAL					25	25	100%		



Summary of Specific Annual Objectives

Specific Obj. #	Outcome/Objective Specific Annual Objectives	Sources of Funds	Performance Indicators	Year	Expected Number	Actual Number	Percent Completed		
SL-3 Sustainability of Suitable Living Environment									
SL-3 (4c)	To sustain the suitability of the living environment for lower income person through funding public infrastructure improvements (SP Infrastructure Objective pg. 101)	CDBG	Street Improvements in Aliquippa CD0070101, Ambridge CD-070200, Beaver Falls CD070500 CD070501 CD070502, Midland CD073500, Rochester Twp CD074800	2005			#DIV/0!		
				2006	13,347		0%		
		Source of Funds #2		2007			#DIV/0!		
				2008		27751	#REF!		
		Source of Funds #3		2009		32510	#DIV/0!		
		MULTI-YEAR GOAL				13347	27751	208%	
		Source of Funds #1		Benefit LM Income People through Street Improvements in Rochester CD034700 IDIS 1219	2005	3842		0%	
		2006			3842	#DIV/0!			
	Source of Funds #2	2007				#DIV/0!			
		2008				#DIV/0!			
	Source of Funds #3	2009				#DIV/0!			
	MULTI-YEAR GOAL				3842	3842	100%		
	Improve the quality and increase the quantity of Street Improvements for lower income persons (SP Long-Term Goal pg. 101) (Matix Code 03K)	Source of Funds #1	Benefit LM Income People through replacement of Bridge on Frisckorn Rd in Daugherty	2005			#DIV/0!		
				2006			#DIV/0!		
Source of Funds #2		2007				#DIV/0!			
		2008				#DIV/0!			
Source of Funds #3		2009				#DIV/0!			
MULTI-YEAR GOAL					0	0	#DIV/0!		



Summary of Specific Annual Objectives

Specific Obj. #	Outcome/Objective Specific Annual Objectives	Sources of Funds	Performance Indicators	Year	Expected Number	Actual Number	Percent Completed	
SL-3 Sustainability of Suitable Living Environment								
SL-3 (4d)	To sustain the suitability of the living environment for lower income person through funding public infrastructure improvements (SP Infrastructure Objective pg. 101)	CDBG	Street Improvements in Ambridge CD080200, Beaver Falls CD080500, Darlington CD081200, Eastvale CD086100, Freedom CD082200, Koppel CD083300, Midland CD083500, Rochester Boro. CD084700	2005			#DIV/0!	
		Source of Funds #2		2006			#DIV/0!	
		Source of Funds #3		2007			#DIV/0!	
				2008	19210	1449	8%	
				2009			#DIV/0!	
			MULTI-YEAR GOAL			19210	1449	8%
		Source of Funds #1	Street Improvements in Ambridge CD090200, Baden CD090300, Beaver Falls CD090500, Freedom CD092200, Midland CD093500	2005			#DIV/0!	
		Source of Funds #2		2006			#DIV/0!	
				2007			#DIV/0!	
				2008			#DIV/0!	
		2009		6918		0%		
		MULTI-YEAR GOAL			6918	0	0%	
	Improve the quality and increase the quantity of Street Improvements for lower income persons (SP Long-Term Goal pg. 101) (Matix Code 03K)	Source of Funds #3	Benefit LM Income people in Ambridge through 14th St. Improvements CDBG-R-AM	2005			#DIV/0!	
		Source of Funds #1		2006			#DIV/0!	
Source of Funds #2		2007				#DIV/0!		
		2008				#DIV/0!		
		2009		7682		0%		
		MULTI-YEAR GOAL			7682	0	0%	



Summary of Specific Annual Objectives

Specific Obj. #	Outcome/Objective Specific Annual Objectives	Sources of Funds	Performance Indicators	Year	Expected Number	Actual Number	Percent Completed	
SL-3 Sustainability of Suitable Living Environment								
SL-3 (5)	To sustain the suitability of the living environment for lower income persons through funding public infrastructure improvements (SP Infrastructure Objective pg. 101)	CDBG	Invest \$810,000 over 5 years for Sidewalk Improvement projects (CD073700, CD073701, CD075517, CD085517, CD083701, CD095517, CD93700)	2005		155,590	#DIV/0!	
				2006	250,000	46,229	18%	
		Source of Funds #2		2007	250000	40,405	16%	
				2008	255000	27180	11%	
		Source of Funds #3		2009	255000	134932	#REF!	
		MULTI-YEAR GOAL				1010000	404336	40%
		CDBG	Fund sidewalk improvements in 10 Communities over 5 years (New Brighton, Freedom, Bridgewater, Homewood, Monaca, Midland, Rochester Boro)	2005		5	#DIV/0!	
				2006	2	4	200%	
		Source of Funds #2		2007	3	1	33%	
				2008	2	1	50%	
	Source of Funds #3	2009		2	2	100%		
	MULTI-YEAR GOAL				9	13	144%	
	Improve the quality and increase the quantity of Sidewalks for lower income persons (SP Long-Term Goal pg. 101) (Matix Code 03L)	CDBG	Fund 20 sidewalk improvement projects over 5 years (CD073700, CD073701, CD075517, CD085517, CD083701, CD095517, CD93700)	2005			#DIV/0!	
				2006	2	0	0%	
		Source of Funds #2		2007	5	1	20%	
		2008		2	1	50%		
Source of Funds #3		2009		2	2	6746579%		
MULTI-YEAR GOAL				11	4	36%		



Summary of Specific Annual Objectives

Specific Obj. #	Outcome/Objective Specific Annual Objectives	Sources of Funds	Performance Indicators	Year	Expected Number	Actual Number	Percent Completed		
SL-3 Sustainability of Suitable Living Environment									
SL-3 (5a)	To sustain the suitability of the living environment for lower income persons through funding public infrastructure improvements (SP Infrastructure Objective pg. 101)	CDBG	Benefit low income persons through sidewalk improvements to Townsend Park in New Brighton (CD063700, CD073700)	2005			#DIV/0!		
				2006	6,480		0%		
		Source of Funds #2		2007	6480		0%		
				2008			#DIV/0!		
		Source of Funds #3		2009			#DIV/0!		
		MULTI-YEAR GOAL				12960	0	0%	
		CDBG		Benefit low income persons through streetscape improvements (CD065517, CD075517, CD085517, CD095517, CD93700)	2005			#DIV/0!	
					2006	749		0%	
		Source of Funds #2			2007	13438	749	#REF!	
		2008	3842			0%			
	Source of Funds #3	2009	61226			0%			
	MULTI-YEAR GOAL				79255	749	1%		
	Improve the quality and increase the quantity of Sidewalks for lower income persons (SP Long-Term Goal pg. 101) (Matix Code 03L)	CDBG	Benefit low income persons through streetscape improvements in Ambridge (CD020201-IDIS1087)	2005	7769		0%		
				2006			#DIV/0!		
		Source of Funds #2		2007			#DIV/0!		
		2008				#DIV/0!			
Source of Funds #3		2009				#DIV/0!			
MULTI-YEAR GOAL					7769	0	0%		



Summary of Specific Annual Objectives

Specific Obj. #	Outcome/Objective Specific Annual Objectives	Sources of Funds	Performance Indicators	Year	Expected Number	Actual Number	Percent Completed	
SL-3 Sustainability of Suitable Living Environment								
SL-3 (5b)	To sustain the suitability of the living environment for lower income persons through funding public infrastructure improvements (SP Infrastructure Objective pg. 101)	CDBG	Benefit low income persons through streetscape improvements in Ambridge, Midland and New Brighton CD035517-IDIS1227	2005	27,513		0%	
				2006			#DIV/0!	
		Source of Funds #2		2007			#DIV/0!	
				2008		28837	#DIV/0!	
		Source of Funds #3		2009			#DIV/0!	
		MULTI-YEAR GOAL				27513	28837	105%
			CDBG	Benefit low income persons through installation of lights on main street in Freedom CD032201,	2005	42		0%
					2006			#DIV/0!
		Source of Funds #2	2007				#DIV/0!	
			2008			42	#DIV/0!	
	Source of Funds #3	2009				#DIV/0!		
	MULTI-YEAR GOAL				42	42	100%	
	Improve the quality and increase the quantity of Sidewalks for lower income persons (SP Long-Term Goal pg. 101) (Matix Code 03L)	CDBG	Benefit low income persons through replacement of curbs at Lincoln Park in Midland CD043501-IDIS1278 and on Ohio Ave. CD053502-IDIS1356	2005	4546		0%	
				2006			#DIV/0!	
		Source of Funds #2		2007			#DIV/0!	
		2008			1409	#DIV/0!		
Source of Funds #3		2009				#DIV/0!		
MULTI-YEAR GOAL				4546	1409	31%		



Summary of Specific Annual Objectives

Specific Obj. #	Outcome/Objective Specific Annual Objectives	Sources of Funds	Performance Indicators	Year	Expected Number	Actual Number	Percent Completed		
SL-3 Sustainability of Suitable Living Environment									
SL-3 (5c)	To sustain the suitability of the living environment for lower income persons through funding public infrastructure improvements (SP Infrastructure Objective pg. 101)	CDBG	Benefit low income persons through Third Avenue streetscape in Freedom CD042201-IDIS1302	2005	1,858		0%		
				2006			#DIV/0!		
		Source of Funds #2		2007			#DIV/0!		
				2008			#DIV/0!		
		Source of Funds #3		2009			#DIV/0!		
		MULTI-YEAR GOAL				1858	0	0%	
		CDBG		Benefit low income persons through countywide streetscape improvements CD055517-IDIS1227,	2005	1763		0%	
					2006			#DIV/0!	
		Source of Funds #2			2007			0%	
		2008			1763	#DIV/0!			
	Source of Funds #3	2009				#DIV/0!			
	MULTI-YEAR GOAL				1763	1763	100%		
	Improve the quality and increase the quantity of Sidewalks for lower income persons (SP Long-Term Goal pg. 101) (Matix Code 03L)	CDBG	Benefit low income persons through streetscape improvements countywide CD035517-IDIS1366	2005	1763		0%		
				2006			#DIV/0!		
		Source of Funds #2		2007			#DIV/0!		
		2008				#DIV/0!			
Source of Funds #3		2009				#DIV/0!			
MULTI-YEAR GOAL					1763	0	0%		



Summary of Specific Annual Objectives

Specific Obj. #	Outcome/Objective Specific Annual Objectives	Sources of Funds	Performance Indicators	Year	Expected Number	Actual Number	Percent Completed		
SL-3 Sustainability of Suitable Living Environment									
SL-3 (5d)	To sustain the suitability of the living environment for lower income persons through funding public infrastructure improvements (SP Infrastructure Objective pg. 101)	CDBG	Benefit low income persons through sidewalk improvements to 5th Ave in New Brighton CD073701, CD083701	2005			#DIV/0!		
				2006			#DIV/0!		
		Source of Funds #2		2007	1705		0%		
				2008	1705		0%		
		Source of Funds #3		2009			#DIV/0!		
		MULTI-YEAR GOAL				3410	0	0%	
		CDBG		Assist low income people through repayment of principal and interest for Section 108 Loan used for streetscapes in Ambridge, Midland and New Brighton (CD065513, CD075515, CD085513, CD095513)	2005			#DIV/0!	
					2006	17287	17287	100%	
		Source of Funds #2			2007	17287	17287	100%	
					2008	17287	17287	100%	
	Source of Funds #3	2009	17287		17287	100%			
	MULTI-YEAR GOAL				69148	69148	100%		
	Improve the quality and increase the quantity of Sidewalks for lower income persons (SP Long-Term Goal pg. 101) (Matix Code 03L and 19F)	Source of Funds #1		2005			#DIV/0!		
				2006			#DIV/0!		
Source of Funds #2		2007				#DIV/0!			
		2008				#DIV/0!			
Source of Funds #3		2009				#DIV/0!			
MULTI-YEAR GOAL					0	0	#DIV/0!		




Summary of Specific Annual Objectives

Specific Obj. #	Outcome/Objective Specific Annual Objectives	Sources of Funds	Performance Indicators	Year	Expected Number	Actual Number	Percent Completed		
SL-3 Sustainability of Suitable Living Environment									
SL-3 (6)	To sustain the suitability of the living environment for lower income persons through funding public infrastructure improvements (SP Infrastructure Objective pg. 101)	CDBG	Invest \$225,000 over 5 years for Storm Sewer projects (CD073300, CD073501, CD074800, CD084500, CD085300, CD040203, CD093501)	2005		67,446	#DIV/0!		
		Source of Funds #2		2006	50,000	95,000	190%		
				2007	111000	121923	110%		
				2008	100000		0%		
		Source of Funds #3		2009	25000	59235	237%		
				MULTI-YEAR GOAL			286000	343604	120%
		Improve the quality and increase the quantity of Storm Sewer facilities for lower income persons (SP Long-Term Goal pg. 101) (Matix Code 03J or O3K)		CDBG	Fund 10 storm sewer improvements over 5 years (CD073300, CD073501, CD074800, CD084500, CD085300, CD040203, CD093501)	2005		7	#DIV/0!
				Source of Funds #2		2006	2	2	100%
						2007	3	1	33%
						2008	2	2	100%
	Source of Funds #3		2009	1		1	100%		
	MULTI-YEAR GOAL				8	13	163%		
		CDBG	Benefit low income persons through improvements to storm sewer culvert crossing Waugaman Street in Alquippa (CD060102)	2005			#DIV/0!		
		Source of Funds #2		2006	1,257		0%		
				2007			#DIV/0!		
2008						#DIV/0!			
Source of Funds #3		2009			1257	#DIV/0!			
MULTI-YEAR GOAL				1257	1257	100%			



Summary of Specific Annual Objectives

Specific Obj. #	Outcome/Objective Specific Annual Objectives	Sources of Funds	Performance Indicators	Year	Expected Number	Actual Number	Percent Completed	
SL-3 Sustainability of Suitable Living Environment								
SL-3 (6a)	To sustain the suitability of the living environment for lower income person through funding public infrastructure improvements (SP Infrastructure Objective pg. 101)	CDBG	Benefit low income persons through storm sewer improvements in Midland (CD023502-IDIS1130, GD033500-IDIS1211, CD053501-IDIS1355, CD073501)	2005	7841		0%	
				2006	0		#DIV/0!	
		Source of Funds #2		2007	2329	2196	94%	
				2008			#DIV/0!	
		Source of Funds #3		2009		2329	#DIV/0!	
		MULTI-YEAR GOAL				10170	4525	44%
	Improve the quality and increase the quantity of Storm Sewer facilities for lower income persons (SP Long-Term Goal pg. 101) (Matix Code 03J or O3K)	CDBG		2005			#DIV/0!	
				2006			#DIV/0!	
		Source of Funds #2		2007			#DIV/0!	
				2008			#DIV/0!	
		Source of Funds #3		2009			#DIV/0!	
		MULTI-YEAR GOAL				0	0	#DIV/0!
			CDBG	Benefit low income persons through storm sewer separation on Merchant Street in Ambridge CD050202-IDIS1380	2005	7682		0%
					2006		7862	#DIV/0!
Source of Funds #2			2007				#DIV/0!	
			2008				#DIV/0!	
Source of Funds #3			2009				#DIV/0!	
MULTI-YEAR GOAL					7682	7862	102%	



Summary of Specific Annual Objectives

Specific Obj. #	Outcome/Objective Specific Annual Objectives	Sources of Funds	Performance Indicators	Year	Expected Number	Actual Number	Percent Completed		
SL-3 Sustainability of Suitable Living Environment									
SL-3 (6b)	To sustain the suitability of the living environment for lower income person through funding public infrastructure improvements (SP Infrastructure Objective pg. 101)	CDBG	Reduce local area storm flooding through storm sewer improvements in Koppel CD073300	2005			#DIV/0!		
				2006			#DIV/0!		
		Source of Funds #2		2007	22		0%		
				2008			#DIV/0!		
		Source of Funds #3		2009		22	#DIV/0!		
		MULTI-YEAR GOAL				22	22	100%	
		Source of Funds #1		Benefit low income persons through storm sewer improvements in Vanport CD045201 IDIS 1303	2005	741		0%	
					2006		741	#DIV/0!	
		Source of Funds #2			2007			#DIV/0!	
					2008			#DIV/0!	
	Source of Funds #3	2009				#DIV/0!			
	MULTI-YEAR GOAL				741	741	100%		
	Improve the quality and increase the quantity of Storm Sewer facilities for lower income persons (SP Long-Term Goal pg. 101) (Matix Code O3J or O3K)	Source of Funds #1	Benefit LM Income people thru Storm Sewer Improvements in Pulaski CD084500	2005			#DIV/0!		
				2006			#DIV/0!		
		Source of Funds #2		2007			#DIV/0!		
		2008		16		0%			
Source of Funds #3		2009				#DIV/0!			
MULTI-YEAR GOAL					16	0	0%		



Summary of Specific Annual Objectives

Specific Obj. #	Outcome/Objective Specific Annual Objectives	Sources of Funds	Performance Indicators	Year	Expected Number	Actual Number	Percent Completed		
SL-3 Sustainability of Suitable Living Environment									
SL-3 (7)	To sustain the suitability of the living environment for lower income person through funding public mprovements (SP Public Facilities Objective pg. 100)	CDBG	With SL-1(3) invest \$1,800,000 over 5 years to improve the quality and increase the quantity of general infrastructure improvements for lower income persons (SP Long-Term Goal pg. 101) (CD072200)	2005		149,653	#DIV/0!		
		Source of Funds #2		2006	23,000	177,081	770%		
				2007	50000	45818	92%		
		Source of Funds #3		2008			#DIV/0!		
				2009			#DIV/0!		
		MULTI-YEAR GOAL				73000	372552	510%	
		Improve the quality and increase the quantity of general or other infrastructure improvements for lower income persons (SP Long-Term Goal pg. 102) (Matix Code 03)		CDBG	Benefit low income people through construction of fencing around water tanks in Midland CD063503	2005			#DIV/0!
				Source of Funds #2		2006	7658		0%
						2007		7658	#DIV/0!
				Source of Funds #3		2008			#DIV/0!
	2009						#DIV/0!		
	MULTI-YEAR GOAL				7658	7658	100%		
		CDBG	Benefit low income people through engineering services for various public facilities and improvements projects CD065514	2005			#DIV/0!		
		Source of Funds #2		2006	50		0%		
				2007			#DIV/0!		
Source of Funds #3		2008				#DIV/0!			
		2009				#DIV/0!			
MULTI-YEAR GOAL				50	0	0%			



Summary of Specific Annual Objectives

Specific Obj. #	Outcome/Objective Specific Annual Objectives	Sources of Funds	Performance Indicators	Year	Expected Number	Actual Number	Percent Completed	
SL-3 Sustainability of Suitable Living Environment								
SL-3 (7a)	To sustain the suitability of the living environment for lower income person through funding public improvements (SP Public Facilities Objective pg. 100)	CDBG	Rehabilitation of water storage tank (CD052400 - IDIS1351)	2005	1		0%	
				2006			#DIV/0!	
		Source of Funds #2		2007			#DIV/0!	
				2008		1	#DIV/0!	
		Source of Funds #3		2009			#DIV/0!	
		MULTI-YEAR GOAL				1	1	100%
			CDBG	Rehabilitate Vicary Mansion CD042200-IDIS1249	2005	1		#REF!
					2006		1	#DIV/0!
		Source of Funds #2	2007				#DIV/0!	
			2008				#DIV/0!	
	Source of Funds #3	2009				#DIV/0!		
	MULTI-YEAR GOAL				1	1	100%	
	Improve the quality and increase the quantity of general or other infrastructure improvements for lower income persons (SP Long-Term Goal pg. 102) (Matix Code 03)	CDBG	Benefit low income persons through engineering services for hillside stabilization in Freedom CD052201 IDIS 1348	2005	15		0%	
				2006		15	#DIV/0!	
		Source of Funds #2		2007			#DIV/0!	
		2008				#DIV/0!		
Source of Funds #3		2009				#DIV/0!		
MULTI-YEAR GOAL				15	15	100%		



Summary of Specific Annual Objectives

Specific Obj. #	Outcome/Objective Specific Annual Objectives	Sources of Funds	Performance Indicators	Year	Expected Number	Actual Number	Percent Completed
SL-3 Sustainability of Suitable Living Environment							
SL-3 (7b)	To sustain the suitability of the living environment for lower income person through funding public mprovements (SP Public Facilities Objective pg. 100)	CDBG	Benefit low income people through improvements to Rochester War Memorial Park CD014706-IDIS1076	2005	1	1	100%
				2006			#DIV/0!
		Source of Funds #2		2007			#DIV/0!
				2008			#DIV/0!
		Source of Funds #3		2009			#DIV/0!
		MULTI-YEAR GOAL				1	1
	Improve the quality and increase the quantity of general or other infrastructure improvements for lower income persons (SP Long-Term Goal pg. 102) (Matix Code 03)	CDBG	Benefit low income people through improvements to CCBC campus facilities CD035515-B-IDIS1193	2005	2510		#REF!
				2006			#DIV/0!
		Source of Funds #2		2007			#DIV/0!
				2008			#DIV/0!
		Source of Funds #3		2009		2510	#DIV/0!
		MULTI-YEAR GOAL				2510	2510
		Source of Funds #1	Benefit low income people through replacement of bridge in Hanover CD072600	2005			0%
				2006			#DIV/0!
Source of Funds #2		2007		36		0%	
		2008				#DIV/0!	
Source of Funds #3		2009				#DIV/0!	
MULTI-YEAR GOAL					36	0	0%



Summary of Specific Annual Objectives

Specific Obj. #	Outcome/Objective Specific Annual Objectives	Sources of Funds	Performance Indicators	Year	Expected Number	Actual Number	Percent Completed		
SL-3 Sustainability of Suitable Living Environment									
SL-3 (7c)	To sustain the suitability of the living environment for lower income person through funding public improvements (SP Public Facilities Objective pg. 100)	CDBG	Benefit low income people through improvements to Ambridge Historic District Streetscape CD020201 IDIS 1087	2005	7769	7769	100%		
		Source of Funds #2		2006			#REF!		
		Source of Funds #3		2007		#DIV/0!			
				2008		#DIV/0!			
				2009		#DIV/0!			
		MULTI-YEAR GOAL				7769	7769	100%	
		Improve the quality and increase the quantity of general or other infrastructure improvements for lower income persons (SP Long-Term Goal pg. 102) (Matix Code 03)		CDBG	Benefit low income people through improvements to the Merrik Art Gallery	2005	1		#REF!
				Source of Funds #2		2006			#DIV/0!
				Source of Funds #3		2007		#DIV/0!	
	2008					1	#DIV/0!		
	2009					#DIV/0!			
	MULTI-YEAR GOAL					1	1	100%	
	Source of Funds #1		Benefit low income people through fire station construction in New Brighton CD033700 IDIS 1217	2005		1		0%	
				2006			1	#DIV/0!	
				2007				#DIV/0!	
		2008				#DIV/0!			
		2009				#DIV/0!			
		MULTI-YEAR GOAL				1	1	100%	




Summary of Specific Annual Objectives

Specific Obj. #	Outcome/Objective Specific Annual Objectives	Sources of Funds	Performance Indicators	Year	Expected Number	Actual Number	Percent Completed		
SL-3 Sustainability of Suitable Living Environment									
SL-3 (8)	To sustain the suitability of the living environment for lower income persons through funding public infrastructure improvements (SP Infrastructure Objective pg. 101)	CDBG	Benefit low income persons through through flood damage rehabilitation in Ambridge CD-040203-IDIS1328	2005	2824		0%		
				2006			#DIV/0!		
		Source of Funds #2		2007		2924	#DIV/0!		
				2008			#DIV/0!		
		Source of Funds #3		2009			#DIV/0!		
		MULTI-YEAR GOAL				2824	2924	104%	
		Source of Funds #1			2005			#DIV/0!	
					2006			#DIV/0!	
		Source of Funds #2			2007			#DIV/0!	
					2008			#DIV/0!	
	Improve the quality and increase the quantity of Flood Drain Improvements for lower income persons. (SP Long-Term Goal pg. 102) (Matix Code 03I)	Source of Funds #3		2009			#DIV/0!		
		MULTI-YEAR GOAL				0	0	#DIV/0!	
		Source of Funds #1		2005			#DIV/0!		
				2006			#DIV/0!		
Source of Funds #2			2007			#DIV/0!			
			2008			#DIV/0!			
Source of Funds #3		2009			#DIV/0!				
MULTI-YEAR GOAL				0	0	#DIV/0!			



Summary of Specific Annual Objectives

Specific Obj. #	Outcome/Objective Specific Annual Objectives	Sources of Funds	Performance Indicators	Year	Expected Number	Actual Number	Percent Completed		
SL-3 Sustainability of Suitable Living Environment									
SL-3 (9)	To sustain the suitability of the living environment for lower income person through funding public improvements (SP Public Facilities Objective pg. 100)	CDBG	Invest \$250,000 over 5 years on Acquisition, Disposition and Clearance activities (SP Long-Term Goal pg. 105)	2005		151,857	#DIV/0!		
		Source of Funds #2		2006	30,000	153,856	513%		
				2007		51362	#DIV/0!		
		Source of Funds #3		2008	75000	51377	69%		
				2009	150000	197571	132%		
		MULTI-YEAR GOAL				255000	606023	238%	
		Improve the quality and increase the quantity of general or other infrastructure improvements for lower income persons through Acquisition/Demolition/Disposition Activities (SP Other Objectives pg. 105) (Matix Codes 01, 02, 04.)		CDBG	Acquire, demolish or provide another disposition of 20 properties throughout Beaver County over 5 years, CD080100, CD095518	2005		40	#DIV/0!
				Source of Funds #2		2006	6	10	167%
						2007		5	#DIV/0!
	Source of Funds #3		2008	14		10	71%		
			2009	13		6	46%		
	MULTI-YEAR GOAL				33	71	215%		
		CDBG	Aid in the elimination of slums and blight by clearance of blighted structures throughout Beaver County CD065518, CD045504-IDIS1290	2005	10		0%		
		Source of Funds #2		2006	6		0%		
				2007			#DIV/0!		
		Source of Funds #3		2008		10	#DIV/0!		
				2009		6	#DIV/0!		
	MULTI-YEAR GOAL				16	16	100%		



Summary of Specific Annual Objectives

Specific Obj. #	Outcome/Objective Specific Annual Objectives	Sources of Funds	Performance Indicators	Year	Expected Number	Actual Number	Percent Completed		
SL-3 Sustainability of Suitable Living Environment									
SL-3 (9a)	To sustain the suitability of the living environment for lower income person through funding public improvements (SP Public Facilities Objective pg. 100)	CDBG	Aid in the elimination of slums and blight by clearance of blighted structures in Aliquippa (CD040101-IDIS1259, CD050102-IDIS1336, CD070102, CD080100, CD090100, CDBG-R-AL-D)	2005	25	5	20%		
				2006	0	9	#DIV/0!		
		Source of Funds #2		2007	14	5	36%		
				2008	14		0%		
		Source of Funds #3		2009	20		0%		
		MULTI-YEAR GOAL				73	19	26%	
		CDBG		Aid in the elimination of slums and blight by clearance of blighted structures in Monaca Central Business District (CD043601-IDIS1280)	2005	2		0%	
					2006		0	#DIV/0!	
		Source of Funds #2			2007			#DIV/0!	
					2008			#DIV/0!	
	Source of Funds #3	2009				#DIV/0!			
	MULTI-YEAR GOAL				2	0	0%		
	Improve the quality and increase the quantity of general or other infrastructure improvements for lower income persons through Acquisition/Demolition/Disposition Activities (SP Other Objectives pg. 105) (Matix Code 01, 02, 04,)	CDBG	Acquisition of building for Habitat for Humanity CD045530 - IDIS 1322	2005			#DIV/0!		
				2006	1	1	100%		
		Source of Funds #2		2007			#DIV/0!		
		2008				#DIV/0!			
Source of Funds #3		2009				#DIV/0!			
MULTI-YEAR GOAL					1	1	100%		



Summary of Specific Annual Objectives

Specific Obj. #	Outcome/Objective Specific Annual Objectives	Sources of Funds	Performance Indicators	Year	Expected Number	Actual Number	Percent Completed		
SL-3 Sustainability of Suitable Living Environment									
SL-3 (10)	To sustain the suitability of the living environment for lower income person through other projects	CDBG	Fund administration for coordinating community groups in Allquippa and other communities to develop a community center CD065504, CD075504, CD085504, Cd095504.	2005			#DIV/0!		
				2006	5		0%		
		Source of Funds #2		2007	3	5	167%		
				2008	5	5	100%		
		Source of Funds #3		2009	5	5	100%		
		MULTI-YEAR GOAL				18	15	83%	
		Source of Funds #1		2005			#DIV/0!		
				2006			#DIV/0!		
		Source of Funds #2		2007			#DIV/0!		
				2008			#DIV/0!		
	Improve the quality and increase the quantity of general or other infrastructure improvements for lower income persons through CDBG Non-profit organization Capacity building (Matix Code 19C)	Source of Funds #3	2009			#DIV/0!			
		MULTI-YEAR GOAL				0	0	#DIV/0!	
		Source of Funds #1	2005			#DIV/0!			
			2006			#DIV/0!			
Source of Funds #2		2007			#DIV/0!				
		2008			#DIV/0!				
Source of Funds #3	2009			#DIV/0!					
MULTI-YEAR GOAL				0	0	#DIV/0!			



Summary of Specific Annual Objectives

Specific Obj. #	Outcome/Objective Specific Annual Objectives	Sources of Funds	Performance Indicators	Year	Expected Number	Actual Number	Percent Completed		
SL-3 Sustainability of Suitable Living Environment									
CD065513)									
SL-3 (11)	To sustain the suitability of the living environment for lower income person through other projects	CDBG	Use \$704,782 to repay principal and interest for Section 108 Loan used for Countywide Streetscapes. CD065513	2005			#DIV/0!		
				2006	704,782	704,782	100%		
		Source of Funds #2		2007			#DIV/0!		
				2008			#DIV/0!		
		Source of Funds #3		2009			#DIV/0!		
		MULTI-YEAR GOAL				704782	704782	100%	
				CDBG	Use \$686,105 to repay principal and interest for Section 108 Loan used for Countywide Streetscapes CD075513, CD085513	2005			#DIV/0!
			2006				#DIV/0!		
	Source of Funds #2	2007	686105	686105		100%			
			2008	666456		666465	100%		
	Source of Funds #3	2009				#DIV/0!			
	MULTI-YEAR GOAL					1352561	1352570	100%	
	To fund repayment of principal and interest for Secion 108. laon used for countywide streetscape program (Matix Code 19F)	Source of Funds #1	Use \$645,392 to repay principal and interest for Section 108 Loan used for Countywide Streetscapes CD095513	2005				#DIV/0!	
					2006		#DIV/0!		
Source of Funds #2		2007				#DIV/0!			
				2008		#DIV/0!			
Source of Funds #3		2009		644130	644130	100%			
MULTI-YEAR GOAL						644130	#DIV/0!		



Summary of Specific Annual Objectives

Specific Obj. #	Outcome/Objective Specific Annual Objectives	Sources of Funds	Performance Indicators	Year	Expected Number	Actual Number	Percent Completed		
SL-3 Sustainability of Suitable Living Environment									
SL-3 (12)	To sustain the suitability of the living environment for lower income person through funding public improvements (SP Public Facilities Objective pg. 100)	CDBG	Benefit low income people through construction of fire station in New Brighton CD033700-IDIS1217	2005	1		0%		
				2006			#DIV/0!		
		Source of Funds #2		2007			#DIV/0!		
				2008			#DIV/0!		
		Source of Funds #3		2009			#DIV/0!		
		MULTI-YEAR GOAL				1	0	0%	
		Source of Funds #1		2005			#REF!		
				2006			#DIV/0!		
		Source of Funds #2		2007			#DIV/0!		
		2008			#DIV/0!				
	Source of Funds #3	2009			#DIV/0!				
	MULTI-YEAR GOAL				0	0	#DIV/0!		
	Improve the quality and increase the quantity of Fire Stations / Equipment for lower income persons (SP Long-Term Goal pg. 101) (Matix Code 030)	Source of Funds #1	2005			#DIV/0!			
			2006			#DIV/0!			
		Source of Funds #2	2007			#DIV/0!			
			2008			#DIV/0!			
		Source of Funds #3	2009			#DIV/0!			
		MULTI-YEAR GOAL				0	0	#DIV/0!	



Summary of Specific Annual Objectives

Specific Obj. #	Outcome/Objective Specific Annual Objectives	Sources of Funds	Performance Indicators	Year	Expected Number	Actual Number	Percent Completed		
SL-3 Sustainability of Suitable Living Environment									
SL-3 (13)	To sustain the suitability of the living environment for lower income person through funding public mprovements (SP Public Facilities Objective pg. 100)	CDBG	Rehabilitation of HAP Enterprises facility CD045531-IDIS1327	2005	1		0%		
				2006			#DIV/0!		
		Source of Funds #2		2007			#DIV/0!		
				2008		1	#DIV/0!		
		Source of Funds #3		2009			#DIV/0!		
		MULTI-YEAR GOAL				1	1	100%	
		CDBG		Rehabilitation of Homemaker Home Health Service Building CD060400	2005			#REF!	
					2006	1		0%	
		Source of Funds #2			2007			#DIV/0!	
		2008				#DIV/0!			
	Source of Funds #3	2009				#DIV/0!			
	MULTI-YEAR GOAL				1	0	0%		
	Improve the quality and increase the quantity of centers for handicapped persons (SP Long-Term Goal pg. 102) (Matix Code 03B)	CDBG	Rehabilitation of Blind Association building CD085511	2005			#DIV/0!		
				2006			#DIV/0!		
		Source of Funds #2		2007			#DIV/0!		
		2008		1		0%			
Source of Funds #3		2009				#DIV/0!			
MULTI-YEAR GOAL					1	0	0%		



Summary of Specific Annual Objectives

Specific Obj. #	Outcome/Objective Specific Annual Objectives	Sources of Funds	Performance Indicators	Year	Expected Number	Actual Number	Percent Completed
EO-1 Availability/Accessibility of Economic Opportunity							
EO-1 (1)	To increase the availability and/or accessibility of economic opportunity for lower income person through funding public services (SP Public Service Objective pg. 102)	CDBG	Use \$225,000 over 5 years to fund employment training services throughout Beaver County CD075508, CD085508, CD095508	2005	50,000	50,000	100%
		Source of Funds #2		2006	50,000	50,000	100%
				2007	50,000	50,000	100%
		Source of Funds #3		2008	50,000	50,000	100%
				2009	50,000	77,715	155%
		MULTI-YEAR GOAL				250,000	277,715
	Improve economic opportunities for low income persons through employment training services (SP Long Term Obj. pg. 102) (Matrix Code 05H)	CDBG	Assist people with disabilities through funding administration expenses associated with the OVR/New Hire Program CD065509, CD075508, CD085508, CD095508	2005			#DIV/0!
		Source of Funds #2		2006	20	19	95%
				2007	20	14	70%
		Source of Funds #3		2008	20	6	30%
				2009	20	14	70%
		MULTI-YEAR GOAL				80	53
		Source of Funds #1	Performance Indicator #3	2005			#DIV/0!
				2006			#DIV/0!
Source of Funds #2		2007				#DIV/0!	
		2008				#DIV/0!	
Source of Funds #3		2009				#DIV/0!	
		MULTI-YEAR GOAL					0



Summary of Specific Annual Objectives

Specific Obj. #	Outcome/Objective Specific Annual Objectives	Sources of Funds	Performance Indicators	Year	Expected Number	Actual Number	Percent Completed		
EO-1 Availability/Accessibility of Economic Opportunity									
EO-1 (2)	To increase the availability and/or accessibility of economic opportunity for lower income person through funding economic development (SP Economic Development Obj. pg. 104)	CDBG	Use \$200,000 over 5 years to fund micro-enterprise assistance for low income people throughout Beaver County CD055507, CD065508, CD075507, CD085507, CD085512, CD095507, CD095511	2005	40,000	20,244	51%		
				2006	50,000	40175	80%		
		Source of Funds #2		2007	50,000	17105	34%		
				2008	85000	60550	71%		
		Source of Funds #3		2009	85000	45262	53%		
		MULTI-YEAR GOAL				310,000	183336	59%	
		CDBG		Provide technical assistance to low income people who own or want to develop microenterprises CD055507, CD065508, CD075507, CD085507, CD085516, CD095507, CD095511	2005			#DIV/0!	
					2006	25	103	412%	
		Source of Funds #2			2007	10	47	470%	
					2008	82	88	107%	
	Source of Funds #3	2009	82		58	71%			
	MULTI-YEAR GOAL					199	296	149%	
	Improve economic opportunitites for low income persons through Micro-enterprise assistance (SP Long Term Obj. pg. 104) (Matrix Code 18C)	CDBG (Revolving Loan Program Income)	Performance Indicator #3	2005			#DIV/0!		
				2006			#DIV/0!		
	Source of Funds #2	2007				#DIV/0!			
		2008				#DIV/0!			
	Source of Funds #3	2009				#DIV/0!			
MULTI-YEAR GOAL					0	0	#DIV/0!		



Summary of Specific Annual Objectives

Specific Obj. #	Outcome/Objective Specific Annual Objectives	Sources of Funds	Performance Indicators	Year	Expected Number	Actual Number	Percent Completed	
EO-1 Availability/Accessibility of Economic Opportunity								
EO-1 (3)	To increase the availability and/or accessibility of economic opportunity for lower income person through funding economic development (SP Economic Development Obj. pg. 104)	CDBG	Midland KOZ Acquisition CD045509-IDIS1266	2005	1	1	100%	
		Source of Funds #2	CD055505-IDIS 1339	2006		0	#DIV/0!	
				2007			#DIV/0!	
				2008			#DIV/0!	
		Source of Funds #3			2009			#DIV/0!
		MULTI-YEAR GOAL					1	#DIV/0!
		Improve economic oportunites for low income persons through the Acquisition of Real Property for Commercial Development (SP Long Term Obj. pg. 104) (Matrix Code 17A & 17D)	CDBG	Use \$100,000 for acquisition	2005	100,000	350,000	350%
	Source of Funds #2			2006			#DIV/0!	
				2007			#DIV/0!	
				2008			#DIV/0!	
	Source of Funds #3				2009			#DIV/0!
	MULTI-YEAR GOAL					350000	#DIV/0!	
	Source of Funds #1		Create 12 jobs through grocery store in Beaver Falls CDBG-R-BF		2005			#DIV/0!
		2006					#DIV/0!	
2007						#DIV/0!		
2008						#DIV/0!		
2009					12	0%		
MULTI-YEAR GOAL					0	#DIV/0!		



Summary of Specific Annual Objectives

Specific Obj. #	Outcome/Objective Specific Annual Objectives	Sources of Funds	Performance Indicators	Year	Expected Number	Actual Number	Percent Completed	
EO-1 Availability/Accessibility of Economic Opportunity								
EO-1 (3a)	To increase the availabiltiy and/or accessibility of economic oppotunity for lower income person through funding economic deveopment (SP Economic Development Obj. pg. 104)	CDBG-R	Benefit LM Income people in Ambride through acqusition & dispoition of property CDBG-R-AL	2005			#DIV/0!	
				2006			#DIV/0!	
		Source of Funds #2		2007			#DIV/0!	
				2008			#DIV/0!	
		Source of Funds #3		2009	11568		0%	
		MULTI-YEAR GOAL					0	#DIV/0!
	Improve economic oportunites for low income persons through the Acquisition of Real Property for Commercial Development (SP Long Term Obj. pg. 104) (Matrix Code 17A & 17D)	CDBG		2005			#DIV/0!	
				2006			#DIV/0!	
		Source of Funds #2		2007			#DIV/0!	
				2008			#DIV/0!	
		Source of Funds #3		2009			#DIV/0!	
		MULTI-YEAR GOAL					0	#DIV/0!
		Source of Funds #1		2005			#DIV/0!	
				2006			#DIV/0!	
Source of Funds #2		2007			#DIV/0!			
		2008			#DIV/0!			
Source of Funds #3		2009	12		0%			
MULTI-YEAR GOAL					0	#DIV/0!		



Summary of Specific Annual Objectives

Specific Obj. #	Outcome/Objective Specific Annual Objectives	Sources of Funds	Performance Indicators	Year	Expected Number	Actual Number	Percent Completed
EO-1 Availability/Accessibility of Economic Opportunity							
EO-1 (4)	To increase the availability and/or accessibility of economic opportunity for lower income person through funding economic development (SP Economic Development Obj. pg. 104)	CDBG	Construct roadway for Westgate business park in Big Beaver CD035507-IDIS1195, CD045507-IDIS1267, CD055506-IDIS1340, CD020602-IDIS1166	2005	1		0%
				2006		0	#DIV/0!
		Source of Funds #2		2007		1	#DIV/0!
				2008			#DIV/0!
		Source of Funds #3		2009			#DIV/0!
		MULTI-YEAR GOAL					1
	Improve economic opportunities for low income persons through providing infrastructure for Commercial Development (SP Long Term Obj. pg. 104) (Matrix Code 17B)	CDBG	Use \$900,000 for infrastructure development at four locations (Big Beaver Westgate-CD020602, CD035507, CD045507, CD055506)	2005		537,628	#DIV/0!
				2006		0	#DIV/0!
		Source of Funds #2		2007		287,274	#DIV/0!
				2008			#DIV/0!
		Source of Funds #3		2009			#DIV/0!
		MULTI-YEAR GOAL					824,902
		Source of Funds #1	Performance Indicator #3	2005			#DIV/0!
				2006			#DIV/0!
	Source of Funds #2	2007				#DIV/0!	
		2008				#DIV/0!	
	Source of Funds #3	2009				#DIV/0!	
MULTI-YEAR GOAL						0	#DIV/0!




Summary of Specific Annual Objectives

Specific Obj. #	Outcome/Objective Specific Annual Objectives	Sources of Funds	Performance Indicators	Year	Expected Number	Actual Number	Percent Completed		
EO-2 Affordability of Economic Opportunity									
EO-2 (1)	To increase the affordability of economic opportunity for low-income persons.	CDBG (Revolving Loan Program Income)	Provide loans for microenterprises through revolving loan fund CD05518, CD065521, CD075509, CD085509, CD095509	2005			#DIV/0!		
				2006	1	1	100%		
		Source of Funds #2		2007	1	1	100%		
				2008	3	1	33%		
		Source of Funds #3		2009	1	0	0%		
		MULTI-YEAR GOAL				6	3	50%	
		Source of Funds #1		Performance Indicator #2	2005			#DIV/0!	
					2006			#DIV/0!	
		Source of Funds #2			2007			#DIV/0!	
		2008				#DIV/0!			
	Source of Funds #3	2009				#DIV/0!			
	MULTI-YEAR GOAL					0	#DIV/0!		
	Improve economic opportunities for low income persons through direct financial assistance to low income businesses (SP Long Term Obj. pg. 104) (Matrix Code 18A)	Source of Funds #1	Performance Indicator #3	2005			#DIV/0!		
				2006			#DIV/0!		
		Source of Funds #2		2007			#DIV/0!		
				2008			#DIV/0!		
		Source of Funds #3		2009			#DIV/0!		
		MULTI-YEAR GOAL					0	#DIV/0!	



Summary of Specific Annual Objectives

Specific Obj. #	Outcome/Objective Specific Annual Objectives	Sources of Funds	Performance Indicators	Year	Expected Number	Actual Number	Percent Completed		
EO-3 Sustainability of Economic Opportunity									
EO-3 (1)	To sustain economic opportunity for lower income persons through funding economic development projects (SP Economic Development Objective pg. 104)	CDBG	Use \$2,100,000 over 5 years for improvements to buildings (CD05503, CD065503, CD075503, CD085503, CD095503)	2005		498,165	#DIV/0!		
		Source of Funds #2		2006	350,000	375242	107%		
		Source of Funds #3		2007	350000	382829	109%		
				2008	350000	258715	74%		
				2009	350000	377,526	108%		
		MULTI-YEAR GOAL					1400000	1892477	135%
		CDBG	Rehabilitate 50 buildings over 5 years (CD05503, CD065503, CD075503, CD085503, CD095503)	2005	10	17	170%		
		Source of Funds #2		2006	10	45	450%		
		Source of Funds #3		2007	10	20	200%		
				2008	15	13	87%		
		2009		20	24	120%			
	MULTI-YEAR GOAL					65	119	183%	
	To improve economic opportunities for low-income persons through rehabilitation of publicly or privately-owned commercial or industrial buildings (SP Obj. pg. 104) (matrix Code 14E)	CDBG	Assist businesses by providing grants for façade rehabilitation in Aliq., Amb., Bvr., Bvr. Fls., Bridg., Frdm., Mid., Mo., New Brig. and/or Roch. Boro. (CD065503, CD055503-IDIS1368, CD045503-IDIS1294, CD075503-CD085503)	2005	38	41	108%		
		Source of Funds #2		2006	15	45	300%		
		Source of Funds #3		2007	15	20	133%		
		2008		20	13	65%			
		2009		20	24	120%			
MULTI-YEAR GOAL					108	143	132%		



Summary of Specific Annual Objectives

Specific Obj. #	Outcome/Objective Specific Annual Objectives	Sources of Funds	Performance Indicators	Year	Expected Number	Actual Number	Percent Completed		
EO-3 Sustainability of Economic Opportunity									
EO-3 (2)	To sustain economic opportunity for lower income persons through funding economic development projects (SP Economic Development Objective pg. 104)	CDBG	Use \$90,000 over 5 years for economic development technical assistance activities (CD055513, CD065515, CD075515, CD085515, CD095515)	2005		147,273	#DIV/0!		
		Source of Funds #2		2006	148,000	143307	97%		
		Source of Funds #3		2007	135000	145460	108%		
				2008	135000	135000	100%		
				2009	135000	124329	92%		
		MULTI-YEAR GOAL				553000	695369	126%	
		CDBG		Assist organizations by providing technical assistance and staff support for operation of Main Street Network (CD065515, CD055513-IDIS1370, CD075515, CD085515, CD095515)	2005	10	10	100%	
	Source of Funds #2	2006	10		10	100%			
	Source of Funds #3	2007	10		10	100%			
		2008	10		10	100%			
		2009	10		10	100%			
	MULTI-YEAR GOAL					50	50	100%	
	To improve economic opportunities for low-income persons through economic development technical assistance (SP Obj. pg. 104) (matrix Code 20)	Source of Funds #1			2005			#DIV/0!	
		Source of Funds #2		2006			#DIV/0!		
Source of Funds #3		2007				#DIV/0!			
		2008				#DIV/0!			
		2009				#DIV/0!			
MULTI-YEAR GOAL					0	0	#DIV/0!		



Summary of Specific Annual Objectives

Specific Obj. #	Outcome/Objective Specific Annual Objectives	Sources of Funds	Performance Indicators	Year	Expected Number	Actual Number	Percent Completed
NR-1 Neighborhood Revitalization							
NR-1 (1)	Specific Objective - NO OBJECTIVE IDENTIFIED	Source of Funds #1	Performance Indicator #1	2005			#DIV/0!
				2006			#DIV/0!
		Source of Funds #2		2007			#DIV/0!
				2008			#DIV/0!
		Source of Funds #3		2009			#DIV/0!
		MULTI-YEAR GOAL					0
		Source of Funds #1	Performance Indicator #2	2005			#DIV/0!
				2006			#DIV/0!
	Source of Funds #2	2007				#DIV/0!	
		2008				#DIV/0!	
	Source of Funds #3	2009				#DIV/0!	
	MULTI-YEAR GOAL					0	#DIV/0!
	Specific Annual Objective - NO ANNUAL OBJECTIVE IDENTIFIED	Source of Funds #1	Performance Indicator #3	2005			#DIV/0!
				2006			#DIV/0!
		Source of Funds #2		2007			#DIV/0!
		2008				#DIV/0!	
Source of Funds #3		2009				#DIV/0!	
MULTI-YEAR GOAL						0	#DIV/0!



Summary of Specific Annual Objectives

Specific Obj. #	Outcome/Objective Specific Annual Objectives	Sources of Funds	Performance Indicators	Year	Expected Number	Actual Number	Percent Completed	
O-1 Other								
O-1 (1)	To provide benefit to the people of Beaver County through planning activities and studies. (Sp Planning Objectives pg 104 & 105)	CDBG	Use \$800,000 over 5 years for planning activities and studies CD070400, CD072500, CD075518, CD093503	2005		351,210	#DIV/0!	
				2006	17,000	15803	93%	
		Source of Funds #2		2007	75000	35473	47%	
				2008	0	5000	#DIV/0!	
		Source of Funds #3		2009	30000	5426	18%	
		MULTI-YEAR GOAL					412912	#DIV/0!
		CDBG	Codification of North Sewickley Ordinances CD064000	2005			#DIV/0!	
				2006	1		0%	
		Source of Funds #2		2007			#DIV/0!	
				2008		1	#DIV/0!	
	Source of Funds #3	2009				#DIV/0!		
	MULTI-YEAR GOAL					1	1	100%
	To fund planning activities and studies (Sp Planning Objectives pg 105)	Source of Funds #1	New Galilee Sewage Facilities Plan (CD033800 -IDIS 1304),	2005	3		0%	
				2006		3	#DIV/0!	
		Source of Funds #2	Freedom Geotechnical Studies (CD052200 - IDIS1348 & CD052201 - IDIS1349)	2007			#DIV/0!	
		2008				#DIV/0!		
Source of Funds #3		2009				#DIV/0!		
MULTI-YEAR GOAL					3	3	100%	



Summary of Specific Annual Objectives

Specific Obj. #	Outcome/Objective Specific Annual Objectives	Sources of Funds	Performance Indicators	Year	Expected Number	Actual Number	Percent Completed		
O-1 Other									
O-1 (1a)	To provide benefit to the people of Beaver County through planning activities and studies (Sp Planning Objectives pg 104 & 105)	CDBG	Park and Recreation Plans-BC Greenways & Trails CD045519-IDIS125, County Park Master Plan CD045529-IDIS1305 & CD055504-IDIS1333, Beaver Falls Rails to Trails CD030503-1191, CD040503-IDIS1254	2005	4		0%		
				2006			#DIV/0!		
		Source of Funds #2		2007		3	#DIV/0!		
				2008		2	#DIV/0!		
		Source of Funds #3		2009			#DIV/0!		
		MULTI-YEAR GOAL					5	#DIV/0!	
		CDBG		Elm Street Planning Match CD045526-IDIS1292	2005	1		0%	
					2006	1		0%	
		Source of Funds #2			2007			#DIV/0!	
		2008				#DIV/0!			
	Source of Funds #3	2009			1	#DIV/0!			
	MULTI-YEAR GOAL					2	1	50%	
	CDBG	Roshester TRID Planning CD054702-IDIS1389	2005	1		0%			
			2006			#DIV/0!			
	Source of Funds #2		2007			#DIV/0!			
			2008		1	#DIV/0!			
	Source of Funds #3		2009			#DIV/0!			
	MULTI-YEAR GOAL					1	1	100%	
To fund planning activities and studies (Sp Planning Objectives pg 105)									



Summary of Specific Annual Objectives

Specific Obj. #	Outcome/Objective Specific Annual Objectives	Sources of Funds	Performance Indicators	Year	Expected Number	Actual Number	Percent Completed		
O-1 Other									
O-1 (1b)	To provide benefit to the people of Beaver County through planning activities and studies. (Sp Planning Objectives pg 104 & 105)	CDBG	Busines and Marketing Plan for Industrial Museum (CD035514-IDIS1186)	2005	1		0%		
				2006		1	#DIV/0!		
		Source of Funds #2		2007			#DIV/0!		
				2008			#DIV/0!		
		Source of Funds #3		2009			#DIV/0!		
		MULTI-YEAR GOAL				1	1	100%	
		CDBG		Ambridge Traffic Light Study (CD030202-IDIS1185)	2005	1		0%	
					2006		1	#DIV/0!	
		Source of Funds #2			2007			#DIV/0!	
		2008				#DIV/0!			
	Source of Funds #3	2009				#DIV/0!			
	MULTI-YEAR GOAL				1	1	100%		
	To fund planning activities and studies (Sp Planning Objectives pg 105)	CDBG	Streetscape Conceptual Designs in Ambridge CD040200-IDIS1247	2005	1		0%		
				2006			#DIV/0!		
		Source of Funds #2		2007			#DIV/0!		
				2008			#DIV/0!		
		Source of Funds #3		2009			#DIV/0!		
		MULTI-YEAR GOAL				1	0	0%	



Summary of Specific Annual Objectives

Specific Obj. #	Outcome/Objective Specific Annual Objectives	Sources of Funds	Performance Indicators	Year	Expected Number	Actual Number	Percent Completed	
O-1 Other								
O-1 (1c)	To provide benefit to the people of Beaver County through planning activities and studies (Sp Planning Objectives pg 104 & 105)	CDBG	Park and Recreation Plans-Aliquippa Site Plan and Track Development CD040100-IDIS1258, NERIH Feasibility study(CD060107), Southside regional recreation plan: CD032500-IDIS1205	2005	2		0%	
				2006	1	1	100%	
		Source of Funds #2		2007		1	#DIV/0!	
		Source of Funds #3		2008			#DIV/0!	
				2009			#DIV/0!	
		MULTI-YEAR GOAL					2	#DIV/0!
		Source of Funds #1	Feasibility Study for Recreational Facility in Beaver CD070400	2005			#DIV/0!	
				2006			#DIV/0!	
		Source of Funds #2		2007	1		0%	
		2008				#DIV/0!		
	Source of Funds #3	2009				#DIV/0!		
	MULTI-YEAR GOAL					1	0	0%
	To fund planning activities and studies (Sp Planning Objectives pg 105)	Source of Funds #1	Feasibility study for new municipal building and garage in Greene Township CD072500	2005			#DIV/0!	
				2006			#DIV/0!	
		Source of Funds #2		2007	1		0%	
				2008		1	#DIV/0!	
		Source of Funds #3		2009			#DIV/0!	
	MULTI-YEAR GOAL					1	1	100%



Summary of Specific Annual Objectives

Specific Obj. #	Outcome/Objective Specific Annual Objectives	Sources of Funds	Performance Indicators	Year	Expected Number	Actual Number	Percent Completed		
O-1 Other									
O-1 (1d)	To provide benefit to the people of Beaver County through planning activities and studies.(Sp Planning Objectives pg 104 & 105)	CDBG	Beaver County Comprehensive Plan updated CD075518	2005			#DIV/0!		
				2006			#DIV/0!		
		Source of Funds #2		2007	1		0%		
				2008			#DIV/0!		
		Source of Funds #3		2009		1	#DIV/0!		
		MULTI-YEAR GOAL				1	1	#DIV/0!	
		Source of Funds #1		Master site plan for Irvin's Hollow in Rochester Twp (CD064802)	2005			#DIV/0!	
					2006	1		0%	
		Source of Funds #2			2007			#DIV/0!	
		2008			1	#DIV/0!			
	Source of Funds #3	2009				#DIV/0!			
	MULTI-YEAR GOAL				1	1	100%		
	To fund planning activities and studies (Sp Planning Objectives pg 105)	Source of Funds #1	Utility study for Brownfield in Midland CD093503	2005			#DIV/0!		
				2006			#DIV/0!		
		Source of Funds #2		2007			#DIV/0!		
				2008			#DIV/0!		
		Source of Funds #3		2009	1		0%		
		MULTI-YEAR GOAL				1	0	0%	

PROJECTS COMPLETED IN FY 2009

Project No.	Activity Name	Year	Accomp Type	Total
CD070100	AAUD MURPHY BLDG STABILIZATION	2007	Public Facilities	1
CD060100	AAUD MURPHY BUILDING CLASSROOM RENNOVATI	2006	Public Facilities	1
CD080101	Aliquippa Elm Alley Drainage	2008	People	10974
CD060102	ALQUIPPA WAUGAMAN STREET CULVERT IMPROV	2006	People	1257
CD080201	Ambridge Water Authority 6th St Waterlin	2008	People	1989
CD060300	BADEN ROAD PAVING DORTHEA AND RUSSELL	2006	People	34
CD075518	BC PLANNING COMPREHENSIVE PLAN	2007		
CD085515	Beaver County Main Street Network	2008	Organizations	10
CD070501	BEAVER FALLS 22ND ST RESURFACING	2007	People	8760
CD070500	BEAVER FALLS 5TH ST RESURFACING	2007	People	8760
CD080501	BEAVER FALLS EYE OF THE TIGER	2008	People	40
CD070503	BEAVER FALLS LIBRARY REHABILITATION	2007	Public Facilities	1
CD070502	BEAVER FALLS PINE ST RESURFACING	2007	People	8760
CD060503	BIG BF AREA SD ELECTRONIC DISPLAY SYSTEM	2006	People	11568
CD035515	CCBC CAMPUS FACILITIES RENOVATIONS	2003	People	2510
CD081100	Conway Roosevelt Waterline Ph 1	2008	People	16
CD065508	CO-OP LOW INCOME TECHNICAL ASSISTANCE	2008	Businesses	41
CD065518	COUNTYWIDE DEMOLITION	2006	Housing Units	6
CD075512	DASBV HANDICAPPED ACCESSIBILITY	2007	PEOPLE	15019
CD045526	ELM STREET INITIATIVE	2006		
CD075501	EMERGENCY HOME IMPROVEMENT PROGRAM	2007	Housing Units	73
CD085501	EMERGENCY HOME IMPROVEMENT PROGRAM	2008	Housing Units	32

PROJECTS COMPLETED IN FY 2009

CD075503LM	FACADE IMPROVEMENT PROGRAM LMA	2007	Businesses	9
CD075503SB	FACADE IMPROVEMENT PROGRAM SBA	2007	Businesses	15
CD095510	Geneva After School/Parent Enrich	2009	People	110
CD075502	HACB ENERGY CONSERVATION PROGRAM	2007	Housing Units	46
CD085502	HACB Energy Conservation Program	2008	Housing Units	31
CD073000	HOPEWELL MILLER LANE CONSTRUCTION	2007	People	0
CD085512	JTBC ENTRPRENEUR EDUCATION	2008	Businesses	87
CD073300	KOPPEL GREEN STREET STORM SEWER	2007	People	22
CD065511	LIFE TELE HELATH HOME MONITORING SERVICE	2006	People	51
CD052600	MACKHOLLOW ROAD RESURFACING & EXPANSION	2005	People	25
CD065512	MEALS ON WHEELS KITCHEN EQUIPMENT	2006	People	211
CD073500	MIDLAND PAVING PHASE 2	2007	People	3116
CD063501	MILDAND COMBINED SEWER IMPROVEMENTS PH 2	2006	People	2329
CD085504	Minority Coalition Org Cap Building	2008	Organizations	5
CD083600	Monaca Curb Ramp Installation	2008	People	758
CD089999	Program Administration	2008		
CD064800	ROCH TWP SA HARMONY AVE SEWER RELOCATION	2006	People	21
CD085506	Rodent Control Abatement	2008	People	1976
CD070104	ROOTS RENOVATION PROJECT	2007	Public Facilities	1
CD095513	Section 108 Loan Repay Streetscape	2009		
CD095509	Starting Gate Low Income Tech Assist	2009	Businesses	45
CD095507	Starting Gate OVR New Hire Admin	2009	People	14
CD065200	VANPORT TOWNSHIP LOCUST STREET PAVING	2006	People	60

PROJECTS COMPLETED IN FY 2009

CD064801	YMCA COMMUNITY PLAYGROUND	2006	Public Facilities	1
	46 Number of Projects Completed		Totals for Projects	
			Public Facilities	5
			People Benefitted	54608
			Housing Units	83
			Organizations	15
			Businesses	197
			Jobs	0

ONGOING PROJECTS AT END OF FY 2009

Project No.	Activity Name	Year	MTX	Accomp Type	Prop Units	Total
CD070103	ALIQUIPPA DEMOLITION	2007	04	Housing Units	14	
CD080100	Aliquippa Demolition	2008	04	Housing Units	14	
CD090100	Aliquippa Demolition	2009	04	Housing Units	20	
CD060104	ALIQUIPPA STONE ARCH COMMUNITY CENTER	2006	03E	Public Facilities	1	
CD090200	Ambridge 6th Street Improvements	2009	03K	People	1989	
CD070201	AMBRIDGE LAUGHLIN LIBRARY RENOVATIONS	2007	03E	Public Facilities	1	
CD050203	AMBRIDGE LIBRARY WINDOW REPLACEMENT	2005	03E	Public Facilities	1	
CD090201	Ambridge MA Inflow Source Removal	2009	03J	Housing Units	25	
CD085511	Association for the Blind 2nd Fl Renovat	2008	03E	Public Facilities	1	
CD090300	Baden Holmes (Bryan) Ave Paving*	2009	03K	People	21	
CD075514	BCRC BARRIER REMOVAL	2007	03B	Public Facilities	1	
CD095515	Beaver County Main Street Network	2009	19C	Organizations	10	
CD090500	Beaver Falls 21 & 22 St Paving	2009	03K	People	909	
CD080500	Beaver Falls Road Paving	2008	03K	People	2458	
CD070400	BEAVER RCREATION FEASIBILITY	2007	20	0	0	
CD095506	Big Bro Big Sis Roof Replacement	2009	03D	Public Facilities	1	
CD065514	CDBG PROJECT ENGINEER	2006	03	People	50	
CD065507	CED BRIDGEWATER RVRFRNT TRAIL NORTH ENG	2006	03F	Public Facilities	1	
CD090700	CED Bridgewater Trail North	2009	03F	Public Facilities	1	
CD075506	CED MONACA RIVERFRONT PARK	2007	03F	Public Facilities	1	
CD093503	Centennial Capital Utility Study	2009	20	0	0	
CD095519	Conservation District ADA Ph 3	2009	03F	Public Facilities	1	
CD095518	Countywide Demolition	2009	04	Housing Units	13	
CD075517	COUNTYWIDE STREETScape	2007	03L	People	13483	
CD085517	COUNTYWIDE STREETScape	2008	03L	People	3842	
CD095517	Countywide Streetscape	2009	03L	People	54746	
CD081200	Darlington Boro Street Paving	2008	03K	People	288	

ONGOING PROJECTS AT END OF FY 2009

CD095512	DASBV ADA Asbestos Remediation	2009	03	Public Facilities	1	
CD091500	E Roch Atlas Canton Pine Sewer Sep*	2009	03J	People	36	
CD081500	E Rochester Fire Dept Bathrooms	2008	03E	Public Facilities	0	
CD061600	EASTVALE STORM WATER CONTROL PROJECT	2006	03J	People	1	
CD081600	Eastvale Street Paving Ph 1	2008	03K	People	292	
CD095501	Emergency Home Improvement Program	2009	14A	Housing Units	25	
CD085503SB	FACADE IMPROVEMENT PROGRAM SBA	2008	14E	Businesses	25	
CD085503LM	FACADE IMPROVEMENT PROGRAM LMA	2008	14E	Businesses	20	
CD095503LM	Façade Improvement Program LMA	2009	14E	Businesses	35	
CD095503SB	Façade Improvement Program SBA	2009	14E	Businesses	15	
CD085514	Fair Housing	2008	21D	0	0	
CD095514	Fair Housing	2009	21D	0	0	
CD072200	FREEDOM 7TH ST EMBANKMENT	2007	03	People	12	
CD062201	FREEDOM DEMOLITION	2006	04	Businesses	1	
CD082200	Freedom Street Repavement	2008	03K	People	1763	
CD092200	Freedom Street Repavement	2009	03K	People	75	
CD051400	FRISHKORN ROAD BRIDGE REPLACEMENT	2005	03K	People	14	
CD065500	HACB HOME IMPROVEMENT PROGRAM	2006	14A	Housing Units	40	60
CD085500	HACB HOME IMPROVEMENT PROGRAM	2008	14A	Housing Units	36	25
CD095500	HACB Home Improvement Program	2009	14A	Housing Units	36	2
CD085516	HACB HOMELESS MANAGEMENT INFO SYSTEM	2008	05	People	100	
CD095516	HACB Homeless Management Info System	2009	05	People	300	
CD084501	HACB Warehouse	2008	03	Public Facilities	1	
CD072600	HANOVER PLATT ROAD BRIDGE REPLACEMENT	2007	03	People	36	
CD055500	HOME IMPROVEMENT PROGRAM	2005	14A	Housing Units	45	49
CD060400	HOMEMAKER/HOME HEALTH BUILDING ENHANCEME	2006	03B	Public Facilities	1	
CD095511	JTBC Entrepreneurship Education	2009	18C	Businesses	42	58
CD083300	Koppel 6th Ave Road Improvements	2008	03K	People	16	

ONGOING PROJECTS AT END OF FY 2009

CD045509	MIDLAND KOZ SITE ACQUISITION	2004	01	Jobs	11	
CD055505	MIDLAND KOZ SITE ACQUISITION	2005	01	Jobs	26	
CD093502	Midland Mun Auth Emergency Generator	2009	03J	People	3766	
CD083500	Midland Road Program	2008	03K	People	3116	
CD095300	Midland Road Program	2009	03K	People	3116	
CD093501	Midland Storm Sewers	2009	03J	People	2329	
CD090501	Min Co Splash Pad Feasibility	2009	03F	Public Facilities	1	
CD095504	Min Coalition Org Cap Building	2009	19C	Organizations	5	
CD085505	Minority Coalition Set Aside	2008	03E	Public Facilities	3	
CD095505	Minority Coalition Set Aside	2009	03E	Public Facilities	2	
CD083701	NB 5th Ave Sidewalks Ph 2	2008	03L	People	1705	
CD083700	NB Memorial Park Infiled Reconstruction	2008	03F	Public Facilities	1	
CD093700	NB Streetscape	2009	03L	People	6480	
CD063701	NBARC FANTASY KINGDOM PH 1 PLAYGROUND	2006	03F	Public Facilities	1	
CD073701	NEW BRIGHTON 5TH AVE SIDEWALKS PH 2	2007	03L	People	1705	
CD073702	NEW BRIGHTON LIBRARY RENOVATION	2007	03E	Public Facilities	1	
CD073700	NEW BRIGHTON TOWNSEND PARK PHASE 2	2007	03L	People	6480	
CD063700	NEW BRIGHTON TOWNSEND PARK SIDEWALK REPL	2006	03L	People	6480	
CD094000	North Sewickley Sewer Laterals	2009	14A	Housing Units	15	
CD099999	Program Administration	2009	21A	0	0	
CD075519	PROGRESSIVE HOME HEALTH TELEMEDICINE	2007	05A	People	11	
CD084500	Pulaski 30th St Drainage & Paving	2008	03J	People	18	
CD084800	ROCH TWP 52ND SEWER LATERALS	2008	14A	Housing Units	5	
CD084700	Rochester Boro Road Improvements	2008	03K	People	9842	
CD095502	Rodent Control Services	2009	05	People	200	
CD090502	Tiger Pause Neighborhood Revitalization	2009	05D	People	40	15
CD095300	W Mayfield Patterson Ave Storm Swrs 3	2009	03J	People	30	
CD085300	W Mayfield Patterson Ave Storm Swrs Ph 2	2008	03J	People	30	

ONGOING PROJECTS AT END OF FY 2009

CD075300	W MAYFIELD PATTERSON STORM SEWERS 1	2007	03J	People	30	
	84 Number of Projects Ongoing					
				Total Accomplishments		
				15	People	
				136	Households	
				58	Businesses	

Projects Canceled in FY 2009

Project No.	Activity Name	Year	MTX	Date Canceled
CD060301	Prevention Network Sign	2006	14E	1/21/2010
CD095509	Starting Gate Bus Invest Rev Loan	2009	18A	6/21/2010
CD085509	CO-OP Revolving Loan	2008	18A	6/21/2010
CD065521	CO-OP Business Investment Fund 2006	2006	18A	6/21/2010
CD054701	Gymnasium Barrier Removal	2005	03F	6/21/2010

**Geographic Distribution of CDBG Funds by Municipality of Areas of L/M Concentration
FY 2009**

Low Income Communities					
Location	% L/M	% R/M	Total Drawn by Municipality	Census Tracts	% of CDBG Funds Spent
Aliquippa	59%	37.0%	\$207,671.63	6043, 6044, 6045, 6046, 6047	5.36%
Midland	61%	23.0%	\$142,538.77	6028	3.68%
Beaver Falls	61%	20.0%	\$95,387.76	6011, 6012, 6013	2.46%
Rochester Borough	53%	16.0%	\$7,903.70	6021	0.20%
New Brighton	61%	14.0%	\$59,817.55	6014, 6015	1.54%
Ambridge	57%	14.0%	\$88,454.60	6040, 6041, 6042	2.28%
Bridgewater	39%	11.0%	\$3,780.00	6022	0.10%
Freedom	54%	7.0%	\$83,387.88	6035	2.15%
Rochester Township	42%	4.9%	\$13,029.90	6019	0.34%
Pulaski	61%	4.6%	\$515.60	6016	0.01%
East Rochester	57%	4.2%	\$8,169.38	6020	0.21%
North Sewickley	38%	4.2%	\$21,695.00	6002	0.56%
Darlington Boro	56%	3.0%	\$528.04	600601	0.01%
Eastvale	60%	2.9%	\$5,843.01	6017	0.15%
West Mayfield	45%	2.9%	\$11,249.93	6008	0.29%
Monaca	44%	2.9%	\$48,998.69	6033, 6034	1.26%
Daugherty	32%	2.9%	\$8,557.26	6017	0.22%
Hopewell	34%	2.6%	\$45,494.95	6048, 604901, 604902	1.17%
Hanover	36%	2.0%	\$4,787.26	605002	0.12%
Vanport	47%	1.9%	\$3,491.93	6025	0.09%
Koppel	49%	1.8%	\$39,249.35	6004	1.01%
Conway	42%	1.8%	\$49,530.20	6036	1.28%
Baden	48%	1.4%	\$5,756.12	6037	0.15%
			\$605,628.11	Total CDBG funds Spend in Specific Municipalities	
			\$3,873,899.95	Total CDBG funds Spent	

**Geographic Distribution of CDBG Funds by Municipality of Areas of Racial Minority Concentration
FY 2009**

Location	% L/M	% R/M	Total Drawn by Municipality	Census Tracts	% of CDBG Funds Spent
Low Income Communities					
Aliquippa	59%	37.0%	\$207,671.63	6043, 6044, 6045, 6046, 6047	5.36%
Midland	61%	23.0%	\$142,538.77	6028	3.68%
Beaver Falls	61%	20.0%	\$95,387.76	6011, 6012, 6013	2.46%
Rochester Borough	53%	16.0%	\$7,903.70	6021	0.20%
New Brighton	61%	14.0%	\$59,817.55	6014, 6015	1.54%
Ambridge	57%	14.0%	\$88,454.60	6040, 6041, 6042	2.28%
Bridgewater	39%	11.0%	\$3,780.00	6022	0.10%
Freedom	54%	7.0%	\$83,387.88	6035	2.15%
Rochester Township	42%	4.9%	\$13,029.90	6019	0.34%
Pulaski	61%	4.6%	\$515.60	6016	0.01%
East Rochester	57%	4.2%	\$8,169.38	6020	0.21%
North Sewickley	38%	4.2%	\$21,695.00	6002	0.56%
Darlington Boro	56%	3.0%	\$528.04	600601	0.01%
Eastvale	60%	2.9%	\$5,843.01	6017	0.15%
West Mayfield	45%	2.9%	\$11,249.93	6008	0.29%
Daugherty	32%	2.9%	\$8,557.26	6017	0.22%
Monaca	44%	2.9%	\$48,998.69	6033, 6034	1.26%
Hopewell	34%	2.6%	\$45,494.95	6048, 604901, 604902	1.17%
Hanover	36%	2.0%	\$4,787.26	605002	0.12%
Vanport	47%	1.9%	\$3,491.93	6025	0.09%
Koppel	49%	1.8%	\$39,249.35	6004	1.01%
Conway	42%	1.8%	\$49,530.20	6036	1.28%
Baden	48%	1.4%	\$5,756.12	6037	0.15%
			\$955,838.51	Total CDBG funds Spend in Specific Municipalities	
			\$3,873,899.95	Total CDBG funds Spent	

**Geographic Distribution of Funds by Census Tract in Areas of L/M Concentration
FY 2009**

Location	% L/M	% R/M	Total Drawn by Municipality	Census Tracts	% of CDBG Funds Spent
North Sewickley	38%	4.2%	\$21,695.00	6002	0.56%
Koppel	49%	1.8%	\$39,249.35	6004	1.01%
West Mayfield	45%	2.9%	\$11,249.93	6008	0.29%
Pulaski	61%	4.6%	\$515.60	6016	0.01%
Daugherty	32%	2.9%	\$8,557.26	6017	0.22%
Eastvale	60%	2.9%	\$5,843.01	6017	0.15%
Rochester Township	42%	4.9%	\$13,029.90	6019	0.34%
East Rochester	57%	4.2%	\$8,169.38	6020	0.21%
Rochester Borough	53%	16.0%	\$7,903.70	6021	0.20%
Bridgewater	39%	11.0%	\$3,780.00	6022	0.10%
Vanport	47%	1.9%	\$3,491.93	6025	0.09%
Midland	61%	23.0%	\$142,538.77	6028	3.68%
Freedom	54%	7.0%	\$83,387.88	6035	2.15%
Conway	42%	1.8%	\$49,530.20	6036	1.28%
Baden	48%	1.4%	\$5,756.12	6037	0.15%
Darlington Boro	56%	3.0%	\$528.04	600601	0.01%
Hanover	36%	2.0%	\$4,787.26	605002	0.12%
Beaver Falls	61%	20.0%	\$95,387.76	6011, 6012, 6013	2.46%
New Brighton	61%	14.0%	\$59,817.55	6014, 6015	1.54%
Monaca	44%	2.9%	\$48,998.69	6033, 6034	1.26%
Ambridge	57%	14.0%	\$88,454.60	6040, 6041, 6042	2.28%
Aliquippa	59%	37.0%	\$207,671.63	6043, 6044, 6045, 6046, 6047	5.36%
Hopewell	34%	2.6%	\$45,494.95	6048, 604901, 604902	1.17%
			\$955,838.51	Total CDBG funds Spend in Specific Municipalities	
			\$3,873,899.95	Total CDBG funds Spent	

**Distribution of CDBG Funds to Projects that Benefit L/M Income People Throughout Beaver County
FY 2009**

Project	Total Spent by Project	% of CDBG Funds Spent
BC PLANNING COMPREHENSIVE PLAN	\$5,000.00	0.13%
CDBG PROJECT ENGINEER	\$1,778.00	0.05%
CO-OP LOW INCOME TECHNICAL ASSISTANCE	\$6,532.49	0.17%
COUNTYWIDE DEMOLITION	\$1,474.00	0.04%
Countywide Demolition	\$113,392.53	2.93%
DASBV ADA Asbestos Remediation	\$0.00	0.00%
DASBV HANDICAPPED ACCESSIBILITY	\$38,515.45	0.99%
EMERGENCY HOME IMPROVEMENT PROGRAM	\$715.00	0.02%
Emergency Home Improvement Program	\$67,388.06	1.74%
EMERGENCY HOME IMPROVEMENT PROGRAM	\$5,910.00	0.15%
Fair Housing	\$14,185.92	0.37%
Geneva After School/Parent Enrich	\$66,000.00	1.70%
HACB ENERGY CONSERVATION PROGRAM	\$8,374.42	0.22%
HACB Energy Conservation Program	\$48,548.24	1.25%
HACB HOME IMPROVEMENT PROGRAM	\$55,939.17	1.44%
HACB HOME IMPROVEMENT PROGRAM	\$330,122.22	8.52%
HACB Home Improvement Program	\$212,589.15	5.49%
HACB HOMELESS MANAGEMENT INFO SYSTEM	\$15,000.00	0.39%
HACB Warehouse	\$590.24	0.02%
HOME IMPROVEMENT PROGRAM	\$4,274.02	0.11%
JTBC Entrepreneurship Education	\$10,738.93	0.28%
JTBC ENTREPRENEUR EDUCATION	\$45,262.51	1.17%
LIFE TELE HELATH HOME MONITORING SERVICE	\$14,049.00	0.36%
Rodent Control Abatement	\$10,068.44	0.26%
Rodent Control Services	\$8,164.00	0.21%
Starting Gate Low Income Tech Assist	\$32,453.16	0.84%
Starting Gate OVR New Hire Admin	\$50,000.00	1.29%
Total Countywide	\$1,167,064.95	
Total CDBG funds Spent	\$3,873,899.95	

**Geographic Distribution of HOME Funds by Census Tract
FY 2009**

Location	%L/M	% R/M	Census Tract	HOME Funds Spent	% of HOME Funds Spent
Aliquippa	59%	37.0%	6043, 6044, 6045, 6046, 6047	\$231,520.00	15.41%
Ambridge	57%	14.0%	6040, 6041, 6042	\$51,974.66	3.46%
New Brighton	61%	14.0%	6014, 6015	\$116,823.00	7.78%
Beaver Falls	61%	20.0%	6011, 6012, 6013	\$236,951.91	15.77%
East Rochester	57%	4.2%	6020	\$204,137.20	13.59%
Countywide					
TBRA				\$93,005.00	6.19%
ADDI				\$8,518.00	0.57%
Friendship Commons				\$700,000.00	46.59%
				\$801,523.00	53.35%

**Geographic Distribution of ESG Funds
FY 2009**

Note: All ESG projects serve homeless people throughout Beaver County		
Countywide	ESG funds Spent	% of ESG Funds Spent
Beaver County Community Housing Development Organization	\$31,157.00	19.16%
Supportive Services	\$36,073.30	22.18%
Salvation Army	\$31,440.81	19.33%
Women's Center	\$46,319.00	28.48%
Total Countywide	\$144,990.11	89.16% *
* \$10,602.88 was used for ESG Administration		

PROOF OF PUBLICATION

The **Beaver County Times, Allegheny Times, Ellwood City Ledger**, a daily newspaper of general circulation, published by BEAVER NEWSPAPERS, INC., a Pennsylvania corporation, 400 Fair Avenue, West Bridgewater, Beaver County, Pennsylvania, was established in 1946, and has been issued regularly, except legal holidays since said date.

The attached advertisement, which is exactly as printed and published, appeared in the regular issue on **November 11, 2010**

RECEIVED
NOV 12 2010

BEAVER NEWSPAPERS, INC.

By *Lina Bequeath*

STATE OF PENNSYLVANIA, }
COUNTY OF BEAVER, } **SS:**

Before me, a Notary Public in and for such county and state, personally appeared **TINA BEQUEATH**, who being duly sworn according to law says that she is **CONTROLLER** of **BEAVER NEWSPAPERS, INC.**; that neither affiant nor said corporation is interested in the subject matter of the attached advertisement; and that all of the allegations of the foregoing statement including those as to the time, place and character of publication are true.

Sworn to and subscribed before me this day of **November 12, 2010**

Debbie L. Hays

The costs of advertising and proof, has been paid.
BEAVER NEWSPAPERS, INC.

By _____

COMMONWEALTH OF PENNSYLVANIA
Notarial Seal
Debbie L. Hays, Notary Public
Bridgewater Boro, Beaver County
My Commission Expires June 15, 2014
Member, Pennsylvania Association of Notaries

BEAVER NEWSPAPERS INC.

400 FAIR AVE.

BEAVER, PA. 15009

NOTICE OF PUBLIC DISPLAY AND COMMENT
Consolidated Annual Performance and Evaluation Report
FOR FY 2009
BEAVER COUNTY, PENNSYLVANIA

In accordance with Community Development Block Grant (CDBG) regulations (24 CFR 91.520), the County of Beaver, Pennsylvania has prepared its Fiscal Year 2009 Consolidated Annual Performance and Evaluation Report (CAPER) for the programs covered under its Consolidated Plan, including CDBG, HOME and ESG. The purpose of the CAPER is to describe the level of housing assistance and non-housing community development assistance provided to low- and moderate-income persons and households through the various federal and state funding programs during the County's 2009 fiscal year.

Copies of the FY 2009 CAPER for Beaver County are available for inspection from **November 11, 2010 through November 26, 2010 at:**

B.F. Jones Memorial Library
663 Franklin Avenue
Alliquippa, PA 15001

Beaver County Courthouse
810 Third Street
Beaver, PA 15009

Carnegie Library of Midland
51 Ninth Street
Midland, PA 15059

Housing Authority of the County of Beaver
300 State Street
Vanport, PA 15009

Carnegie Free Library of Beaver Falls
1301 Savanth Avenue
Beaver Falls, PA 15010

Community Development Program of Beaver County
1013 Eighth Avenue
Beaver Falls, PA 15010

Beaver County intends to submit the FY 2009 CAPER to the U.S. Department of Housing and Urban Development on or before November 24, 2010.

Interested persons are encouraged to review the FY 2009 CAPER at the locations listed above. Written comments will be received until November 19, 2010. Comments should be addressed to:

Mrs. Lisa E. Signore, Director
Community Development Program of Beaver County
1013 Eighth Avenue, Beaver Falls, PA 15010

PR 26 - CDBG Financial Summary Report

Grantee
Program Year
Page

BEAVER COUNTY, PA
2009
1 of 2

PART I: SUMMARY OF CDBG RESOURCES

01 UNEXPENDED CDBG FUNDS AT END OF PREVIOUS PROGRAM YEAR	9,420,564.72
02 ENTITLEMENT GRANT	3,891,310.00
03 SURPLUS URBAN RENEWAL	0.00
04 SECTION 108 GUARANTEED LOAN FUNDS	0.00
05 CURRENT YEAR PROGRAM INCOME	221,713.37
06 RETURNS	63,565.15
07 ADJUSTMENT TO COMPUTE TOTAL AVAILABLE	0.00
08 TOTAL AVAILABLE (SUM, LINES 01-07)	13,597,153.24

PART II: SUMMARY OF CDBG EXPENDITURES

09 DISBURSEMENTS OTHER THAN SECTION 108 REPAYMENTS AND PLANNING/ADMINISTRATION	2,612,471.83
10 ADJUSTMENT TO COMPUTE TOTAL AMOUNT SUBJECT TO LOW/MOD BENEFIT	0.00
11 AMOUNT SUBJECT TO LOW/MOD BENEFIT (LINE 09 + LINE 10)	2,612,471.83
12 DISBURSED IN IDIS FOR PLANNING/ADMINISTRATION	617,297.82
13 DISBURSED IN IDIS FOR SECTION 108 REPAYMENTS	644,130.30
14 ADJUSTMENT TO COMPUTE TOTAL EXPENDITURES	0.00
15 TOTAL EXPENDITURES (SUM, LINES 11-14)	3,873,899.95
16 UNEXPENDED BALANCE (LINE 08 - LINE 15)	9,723,253.29

PART III: LOWMOD BENEFIT THIS REPORTING PERIOD

17 EXPENDED FOR LOW/MOD HOUSING IN SPECIAL AREAS	0.00
18 EXPENDED FOR LOW/MOD MULTI-UNIT HOUSING	0.00
19 DISBURSED FOR OTHER LOW/MOD ACTIVITIES	2,306,498.23
20 ADJUSTMENT TO COMPUTE TOTAL LOW/MOD CREDIT	0.00
21 TOTAL LOW/MOD CREDIT (SUM, LINES 17-20)	2,306,498.23
22 PERCENT LOW/MOD CREDIT (LINE 21/LINE 11)	88.29%
LOW/MOD BENEFIT FOR MULTI-YEAR CERTIFICATIONS	

23 PROGRAM YEARS(PY) COVERED IN CERTIFICATION	PY: PY: PY:
24 CUMULATIVE NET EXPENDITURES SUBJECT TO LOW/MOD BENEFIT CALCULATION	0.00
25 CUMULATIVE EXPENDITURES BENEFITING LOW/MOD PERSONS	0.00
26 PERCENT BENEFIT TO LOW/MOD PERSONS (LINE 25/LINE 24)	0.00%

PR 26 - CDBG Financial Summary Report

Grantee	BEAVER COUNTY , PA
Program Year	2009
Page	2 of 2

PART IV: PUBLIC SERVICE (PS) CAP CALCULATIONS

27 DISBURSED IN IDIS FOR PUBLIC SERVICES	163,315.44
28 PS UNLIQUIDATED OBLIGATIONS AT END OF CURRENT PROGRAM YEAR	0.00
29 PS UNLIQUIDATED OBLIGATIONS AT END OF PREVIOUS PROGRAM YEAR	0.00
30 ADJUSTMENT TO COMPUTE TOTAL PS OBLIGATIONS	0.00
31 TOTAL PS OBLIGATIONS (LINE 27 + LINE 28 - LINE 29 + LINE 30)	163,315.44
32 ENTITLEMENT GRANT	3,891,310.00
33 PRIOR YEAR PROGRAM INCOME	248,569.45
34 ADJUSTMENT TO COMPUTE TOTAL SUBJECT TO PS CAP	0.00
35 TOTAL SUBJECT TO PS CAP (SUM, LINES 32-34)	4,139,879.45
36 PERCENT FUNDS OBLIGATED FOR PS ACTIVITIES (LINE 31/LINE 35)	3.94%

PART V: PLANNING AND ADMINISTRATION (PA) CAP

37 DISBURSED IN IDIS FOR PLANNING/ADMINISTRATION	617,297.82
38 PA UNLIQUIDATED OBLIGATIONS AT END OF CURRENT PROGRAM YEAR	0.00
39 PA UNLIQUIDATED OBLIGATIONS AT END OF PREVIOUS PROGRAM YEAR	0.00
40 ADJUSTMENT TO COMPUTE TOTAL PA OBLIGATIONS	0.00
41 TOTAL PA OBLIGATIONS (LINE 37 + LINE 38 - LINE 39 +LINE 40)	617,297.82
42 ENTITLEMENT GRANT	3,891,310.00
43 CURRENT YEAR PROGRAM INCOME	221,713.37
44 ADJUSTMENT TO COMPUTE TOTAL SUBJECT TO PA CAP	0.00
45 TOTAL SUBJECT TO PA CAP (SUM, LINES 42-44)	4,113,023.37
46 PERCENT FUNDS OBLIGATED FOR PA ACTIVITIES (LINE 41/LINE 45)	15.01%

LINE 19 DETAIL: ACTIVITIES INCLUDED IN THE COMPUTATION OF LINE 19

Plan Year	IDIS Project	IDIS Activity	Voucher Number	Activity Name	Matrix Code	National Objective	Drawn Amount
2005	32	1353	5014790	HOME IMPROVEMENT PROGRAM	14A	LMH	\$4,274.02
	44	1344	5022677	FRISHKORN ROAD BRIDGE REPLACEMENT	03K	LMA	\$243.96
	44	1344	5045150	FRISHKORN ROAD BRIDGE REPLACEMENT	03K	LMA	\$8,313.30
	73	1352	5055475	MACKHOLLOW ROAD RESURFACING & EXPANSION	03K	LMA	\$4,787.26
	86	1381	5019957	AMBRIDGE LIBRARY WINDOW REPLACEMENT	03E	LMA	\$11,769.00
	86	1381	5067983	AMBRIDGE LIBRARY WINDOW REPLACEMENT	03E	LMA	\$26,170.00
2006	1	1392	5045150	LIFE TELE HELATH HOME MONITORING SERVICE	05A	LMC	\$14,049.00
	4	1396	5055475	CDBG PROJECT ENGINEER	03	LMA	\$254.00
	4	1396	5103839	CDBG PROJECT ENGINEER	03	LMA	\$508.00
	4	1396	5115961	CDBG PROJECT ENGINEER	03	LMA	\$381.00
	4	1396	5134539	CDBG PROJECT ENGINEER	03	LMA	\$635.00
	20	1412	5103839	AAUD MURPHY BUILDING CLASSROOM RENNOVATI	03E	LMA	\$36,600.00
	22	1414	5012046	ALIQUIPPA WAUGAMAN STREET CULVERT IMPROV	03J	LMA	\$2,466.50
	26	1418	5058167	BADEN ROAD PAVING DORTHEA AND RUSSELL	03K	LMA	\$4,696.26
	30	1422	5045150	BIG BF AREA SD ELECTRONIC DISPLAY SYSTEM	03	LMA	\$3,393.00
	37	1429	5012046	MILDAND COMBINED SEWER IMPROVEMENTS PH 2	03J	LMA	\$469.80
	37	1429	5025042	MILDAND COMBINED SEWER IMPROVEMENTS PH 2	03J	LMA	\$500.50
	37	1429	5038688	MILDAND COMBINED SEWER IMPROVEMENTS PH 2	03J	LMA	\$16,533.00
	37	1429	5047715	MILDAND COMBINED SEWER IMPROVEMENTS PH 2	03J	LMA	\$4,067.49
	41	1433	5017600	NBARC FANTASY KINGDOM PH 1 PLAYGROUND	03F	LMA	\$2,924.87
	41	1433	5022677	NBARC FANTASY KINGDOM PH 1 PLAYGROUND	03F	LMA	\$938.74
	41	1433	5045150	NBARC FANTASY KINGDOM PH 1 PLAYGROUND	03F	LMA	\$1,104.56
	41	1433	5076170	NBARC FANTASY KINGDOM PH 1 PLAYGROUND	03F	LMA	\$2,973.65
	41	1433	5113049	NBARC FANTASY KINGDOM PH 1 PLAYGROUND	03F	LMA	\$571.58
	41	1433	5156820	NBARC FANTASY KINGDOM PH 1 PLAYGROUND	03F	LMA	\$1,246.76
	47	1439	5058167	ROCH TWP SA HARMONY AVE SEWER RELOCATION	03J	LMA	\$4,823.90
	48	1440	5025042	VANPORT TOWNSHIP LOCUST STREET PAVING	03K	LMA	\$3,491.93
	56	1448	5014790	HACB HOME IMPROVEMENT PROGRAM	14A	LMH	\$4,231.03
	56	1448	5017600	HACB HOME IMPROVEMENT PROGRAM	14A	LMH	\$397.55
	56	1448	5025042	HACB HOME IMPROVEMENT PROGRAM	14A	LMH	\$41.50
	56	1448	5030656	HACB HOME IMPROVEMENT PROGRAM	14A	LMH	\$361.57
	56	1448	5038688	HACB HOME IMPROVEMENT PROGRAM	14A	LMH	\$558.56

	56	1448	5042126	HACB HOME IMPROVEMENT PROGRAM	14A	LMH	\$385.87
	56	1448	5092822	HACB HOME IMPROVEMENT PROGRAM	14A	LMH	\$600.00
	56	1448	5115961	HACB HOME IMPROVEMENT PROGRAM	14A	LMH	\$25.00
	56	1448	5144573	HACB HOME IMPROVEMENT PROGRAM	14A	LMH	\$26,798.09
	56	1448	5147594	HACB HOME IMPROVEMENT PROGRAM	14A	LMH	\$14,490.00
	56	1448	5153513	HACB HOME IMPROVEMENT PROGRAM	14A	LMH	\$2,520.00
	56	1448	5156820	HACB HOME IMPROVEMENT PROGRAM	14A	LMH	\$37.33
	56	1448	5156973	HACB HOME IMPROVEMENT PROGRAM	14A	LMH	\$5,492.67
	58	1465	5052666	ALIQUIPPA STONE ARCH COMMUNITY CENTER	03E	LMA	\$1,500.00
	62	1470	5061391	YMCA COMMUNITY PLAYGROUND	03F	LMA	\$5,286.00
2007	1	1488	5103839	AAUD MURPHY BLDG STABILIZATION	03E	LMA	\$10,000.00
	7	1494	5012046	BEAVER FALLS 5TH ST RESURFACING	03K	LMA	\$1,110.61
	7	1494	5019957	BEAVER FALLS 5TH ST RESURFACING	03K	LMA	\$14,110.63
	7	1494	5035823	BEAVER FALLS 5TH ST RESURFACING	03K	LMA	\$741.96
	8	1495	5019957	BEAVER FALLS 22ND ST RESURFACING	03K	LMA	\$25,000.00
	9	1496	5019957	BEAVER FALLS PINE ST RESURFACING	03K	LMA	\$28,000.00
	10	1497	5012046	BEAVER FALLS LIBRARY REHABILITATION	03E	LMA	\$10,048.30
	15	1502	5115961	CED MONACA RIVERFRONT PARK	03F	LMA	\$4,200.00
	15	1502	5119265	CED MONACA RIVERFRONT PARK	03F	LMA	\$282.35
	15	1502	5141082	CED MONACA RIVERFRONT PARK	03F	LMA	\$4,920.00
	17	1504	5045150	DASBV HANDICAPPED ACCESSIBILITY	03	LMC	\$14,748.59
	17	1504	5067996	DASBV HANDICAPPED ACCESSIBILITY	03	LMC	\$14,373.12
	17	1504	5095872	DASBV HANDICAPPED ACCESSIBILITY	03	LMC	\$8,599.74
	17	1504	5099057	DASBV HANDICAPPED ACCESSIBILITY	03	LMC	\$794.00
	18	1505	5034309	FREEDOM 7TH ST EMBANKMENT	03	LMA	\$3,559.27
	18	1505	5047715	FREEDOM 7TH ST EMBANKMENT	03	LMA	\$1,245.75
	18	1505	5092822	FREEDOM 7TH ST EMBANKMENT	03	LMA	\$521.82
	18	1505	5122092	FREEDOM 7TH ST EMBANKMENT	03	LMA	\$909.20
	18	1505	5153513	FREEDOM 7TH ST EMBANKMENT	03	LMA	\$18,135.68
	22	1509	5042126	HOPEWELL MILLER LANE CONSTRUCTION	03K	LMA	\$34,376.69
	22	1509	5045150	HOPEWELL MILLER LANE CONSTRUCTION	03K	LMA	\$11,118.26
	25	1512	5008557	HACB ENERGY CONSERVATION PROGRAM	14A	LMH	\$6,387.18
	25	1512	5017600	HACB ENERGY CONSERVATION PROGRAM	14A	LMH	\$1,987.24
	26	1513	5035823	KOPPEL GREEN STREET STORM SEWER	03K	LMA	\$18,262.57
	26	1513	5055475	KOPPEL GREEN STREET STORM SEWER	03K	LMA	\$13,415.41
	26	1513	5079251	KOPPEL GREEN STREET STORM SEWER	03K	LMA	\$3,519.77
	27	1514	5012055	MIDLAND PAVING PHASE 2	03K	LMA	\$1,010.74

	27	1514	5025042	MIDLAND PAVING PHASE 2	03K	LMA	\$12,774.97
	27	1514	5047715	MIDLAND PAVING PHASE 2	03K	LMA	\$673.82
	31	1527	5038688	NEW BRIGHTON 5TH AVE SIDEWALKS PH 2	03L	LMA	\$553.51
	31	1527	5052666	NEW BRIGHTON 5TH AVE SIDEWALKS PH 2	03L	LMA	\$1,549.83
	31	1527	5061371	NEW BRIGHTON 5TH AVE SIDEWALKS PH 2	03L	LMA	\$2,629.11
	31	1527	5069877	NEW BRIGHTON 5TH AVE SIDEWALKS PH 2	03L	LMA	\$802.66
	31	1527	5095872	NEW BRIGHTON 5TH AVE SIDEWALKS PH 2	03L	LMA	\$521.82
	31	1527	5106322	NEW BRIGHTON 5TH AVE SIDEWALKS PH 2	03L	LMA	\$664.21
	31	1527	5119265	NEW BRIGHTON 5TH AVE SIDEWALKS PH 2	03L	LMA	\$693.90
	31	1527	5134539	NEW BRIGHTON 5TH AVE SIDEWALKS PH 2	03L	LMA	\$947.65
	32	1528	5045150	NEW BRIGHTON LIBRARY RENOVATION	03E	LMA	\$18,773.85
	32	1528	5124703	NEW BRIGHTON LIBRARY RENOVATION	03E	LMA	\$15,412.15
	36	1532	5095872	W MAYFIELD PATTERSON STORM SEWERS 1	03J	LMA	\$515.60
	36	1532	5103839	W MAYFIELD PATTERSON STORM SEWERS 1	03J	LMA	\$5,200.00
	40	1485	5069877	EMERGENCY HOME IMPROVEMENT PROGRAM	14A	LMH	\$715.00
	42	1546	1710324	FACADE IMPROVEMENT PROGRAM LMA	14E	LMA	\$19,985.00
	42	1546	5030656	FACADE IMPROVEMENT PROGRAM LMA	14E	LMA	\$4,921.50
	43	1538	5153513	COUNTYWIDE STREETScape	03L	LMA	\$14,450.40
	54	1552	5092822	ROOTS RENOVATION PROJECT	03E	LMA	\$3,500.00
	54	1552	5095872	ROOTS RENOVATION PROJECT	03E	LMA	\$19,743.30
	54	1552	5113049	ROOTS RENOVATION PROJECT	03E	LMA	\$2,193.70
2008	3	1573	5012046	Ambridge Water Authority 6th St Waterlin	03J	LMA	\$458.48
	3	1573	5052666	Ambridge Water Authority 6th St Waterlin	03J	LMA	\$49,541.52
	5	1572	5012046	Aliquippa Elm Alley Drainage	03J	LMA	\$340.80
	5	1572	5047715	Aliquippa Elm Alley Drainage	03J	LMA	\$32,720.00
	5	1572	5106322	Aliquippa Elm Alley Drainage	03J	LMA	\$12,835.00
	5	1572	5109651	Aliquippa Elm Alley Drainage	03J	LMA	\$3,067.20
	6	1602	5012046	Beaver Falls Road Paving	03K	LMA	\$2,999.58
	6	1602	5025042	Beaver Falls Road Paving	03K	LMA	\$3,374.48
	6	1602	5061371	Beaver Falls Road Paving	03K	LMA	\$2,249.68
	6	1602	5095872	Beaver Falls Road Paving	03K	LMA	\$509.38
	6	1602	5119265	Beaver Falls Road Paving	03K	LMA	\$424.64
	7	1575	5038688	BEAVER FALLS EYE OF THE TIGER	05D	LMC	\$34.00
	8	1594	5061391	Minority Coalition Org Cap Building	19C	LMA	\$3,215.25
	8	1594	5115961	Minority Coalition Org Cap Building	19C	LMA	\$250.58
	9	1604	5079251	Minority Coalition Set Aside	03E	LMA	\$5,265.00
	9	1604	5095872	Minority Coalition Set Aside	03E	LMA	\$521.82

9	1604	5122092	Minority Coalition Set Aside	03E	LMA	\$528.04
9	1604	5156820	Minority Coalition Set Aside	03E	LMA	\$55.00
10	1559	5012046	EMERGENCY HOME IMPROVEMENT PROGRAM	14A	LMH	\$3,470.00
10	1559	5017600	EMERGENCY HOME IMPROVEMENT PROGRAM	14A	LMH	\$2,440.00
13	1571	5012046	COUNTYWIDE STREETScape	03L	LMA	\$3,459.00
13	1571	5014790	COUNTYWIDE STREETScape	03L	LMA	\$91,799.37
13	1571	5042126	COUNTYWIDE STREETScape	03L	LMA	\$3,285.80
13	1571	5061371	COUNTYWIDE STREETScape	03L	LMA	\$571.58
13	1571	5092822	COUNTYWIDE STREETScape	03L	LMA	\$6,028.30
14	1592	5030656	FACADE IMPROVEMENT PROGRAM LMA	14E	LMA	\$10,062.50
14	1592	5038688	FACADE IMPROVEMENT PROGRAM LMA	14E	LMA	\$59,984.00
14	1592	5055475	FACADE IMPROVEMENT PROGRAM LMA	14E	LMA	\$39,984.00
14	1592	5092822	FACADE IMPROVEMENT PROGRAM LMA	14E	LMA	\$20,000.00
14	1592	5115961	FACADE IMPROVEMENT PROGRAM LMA	14E	LMA	\$38,773.47
14	1592	5122092	FACADE IMPROVEMENT PROGRAM LMA	14E	LMA	\$1,480.29
15	1562	5012046	Beaver County Main Street Network	19C	LMA	\$12,760.00
18	1577	5067996	Conway Roosevelt Waterline Ph 1	03J	LMA	\$49,530.20
20	1597	5012046	CO-OP LOW INCOME TECHNICAL ASSISTANCE	18C	LMC	\$6,532.49
22	1578	5113049	Darlington Boro Street Paving	03K	LMA	\$528.04
23	1579	5076170	E Rochester Fire Dept Bathrooms	03E	LMC	\$4,470.00
23	1579	5091939	E Rochester Fire Dept Bathrooms	03E	LMC	\$1,550.00
23	1579	5106322	E Rochester Fire Dept Bathrooms	03E	LMC	\$621.34
23	1579	5122092	E Rochester Fire Dept Bathrooms	03E	LMC	\$528.04
23	1579	5144573	E Rochester Fire Dept Bathrooms	03E	LMC	\$1,000.00
24	1580	5012046	Eastvale Street Paving Ph 1	03K	LMA	\$1,769.07
24	1580	5052666	Eastvale Street Paving Ph 1	03K	LMA	\$2,052.11
24	1580	5061371	Eastvale Street Paving Ph 1	03K	LMA	\$1,328.69
24	1580	5095872	Eastvale Street Paving Ph 1	03K	LMA	\$509.38
24	1580	5119265	Eastvale Street Paving Ph 1	03K	LMA	\$183.76
25	1581	5017600	Freedom Street Repavement	03K	LMA	\$3,761.75
25	1581	5124703	Freedom Street Repavement	03K	LMA	\$54,598.29
25	1581	5134539	Freedom Street Repavement	03K	LMA	\$656.12
27	1591	5017600	HACB Energy Conservation Program	14A	LMH	\$48,548.24
28	1563	1710278	HACB HOME IMPROVEMENT PROGRAM	14A	LMH	\$27,348.00
28	1563	5008550	HACB HOME IMPROVEMENT PROGRAM	14A	LMH	\$69,731.84
28	1563	5012046	HACB HOME IMPROVEMENT PROGRAM	14A	LMH	\$36,164.51
28	1563	5014790	HACB HOME IMPROVEMENT PROGRAM	14A	LMH	\$29,855.60

28	1563	5017600	HACB HOME IMPROVEMENT PROGRAM	14A	LMH	\$13,455.20
28	1563	5019957	HACB HOME IMPROVEMENT PROGRAM	14A	LMH	\$21,751.40
28	1563	5022677	HACB HOME IMPROVEMENT PROGRAM	14A	LMH	\$17,814.60
28	1563	5025042	HACB HOME IMPROVEMENT PROGRAM	14A	LMH	\$5,117.50
28	1563	5027719	HACB HOME IMPROVEMENT PROGRAM	14A	LMH	\$7,103.20
28	1563	5030656	HACB HOME IMPROVEMENT PROGRAM	14A	LMH	\$31,102.20
28	1563	5034309	HACB HOME IMPROVEMENT PROGRAM	14A	LMH	\$4,248.40
28	1563	5035823	HACB HOME IMPROVEMENT PROGRAM	14A	LMH	\$16,896.80
28	1563	5038688	HACB HOME IMPROVEMENT PROGRAM	14A	LMH	\$3,484.00
28	1563	5052666	HACB HOME IMPROVEMENT PROGRAM	14A	LMH	\$16,924.00
28	1563	5052700	HACB HOME IMPROVEMENT PROGRAM	14A	LMH	\$10,000.00
28	1563	5058183	HACB HOME IMPROVEMENT PROGRAM	14A	LMH	\$3,025.60
28	1563	5061371	HACB HOME IMPROVEMENT PROGRAM	14A	LMH	\$4,516.00
28	1563	5067996	HACB HOME IMPROVEMENT PROGRAM	14A	LMH	\$5,588.00
28	1563	5079251	HACB HOME IMPROVEMENT PROGRAM	14A	LMH	\$5,995.37
29	1570	5012046	HACB HOMELESS MANAGEMENT INFO SYSTEM	05	LMC	\$2,249.72
29	1570	5019957	HACB HOMELESS MANAGEMENT INFO SYSTEM	05	LMC	\$1,227.34
29	1570	5027719	HACB HOMELESS MANAGEMENT INFO SYSTEM	05	LMC	\$1,987.72
29	1570	5038688	HACB HOMELESS MANAGEMENT INFO SYSTEM	05	LMC	\$2,814.28
29	1570	5055568	HACB HOMELESS MANAGEMENT INFO SYSTEM	05	LMC	\$2,949.11
29	1570	5067996	HACB HOMELESS MANAGEMENT INFO SYSTEM	05	LMC	\$1,888.04
29	1570	5079251	HACB HOMELESS MANAGEMENT INFO SYSTEM	05	LMC	\$1,883.79
30	1567	5038688	JTBC ENTRPRENEUR EDUCATION	18C	LMC	\$22,677.06
30	1567	5064382	JTBC ENTRPRENEUR EDUCATION	18C	LMC	\$22,585.45
31	1582	5113049	Koppel 6th Ave Road Improvements	03K	LMA	\$3,536.00
31	1582	5128522	Koppel 6th Ave Road Improvements	03K	LMA	\$515.60
32	1583	5025042	Midland Road Program	03K	LMA	\$28,309.30
32	1583	5106322	Midland Road Program	03K	LMA	\$9,849.26
33	1584	5034309	Monaca Curb Ramp Installation	03L	LMC	\$478.53
33	1584	5058167	Monaca Curb Ramp Installation	03L	LMC	\$30,262.50
33	1584	5061371	Monaca Curb Ramp Installation	03L	LMC	\$717.81
33	1584	5106322	Monaca Curb Ramp Installation	03L	LMC	\$8,137.50
34	1585	5106322	NB Memorial Park Infiled Reconstruction	03F	LMA	\$534.26
36	1587	5095872	Pulaski 30th St Drainage & Paving	03J	LMA	\$515.60
37	1588	5025042	Rochester Boro Road Improvements	03K	LMA	\$4,997.93
37	1588	5073163	Rochester Boro Road Improvements	03K	LMA	\$2,383.95
37	1588	5106322	Rochester Boro Road Improvements	03K	LMA	\$521.82

	38	1589	5150606	ROCH TWP 52ND SEWER LATERALS	14A	LMH	\$2,920.00
	39	1596	5019957	Rodent Control Abatement	05	LMC	\$1,919.79
	39	1596	5061371	Rodent Control Abatement	05	LMC	\$3,248.19
	39	1596	5092822	Rodent Control Abatement	05	LMC	\$1,412.50
	39	1596	5103839	Rodent Control Abatement	05	LMC	\$1,778.70
	39	1596	5137981	Rodent Control Abatement	05	LMC	\$1,709.26
	40	1590	5012046	W Mayfield Patterson Ave Storm Swrs Ph 2	03J	LMA	\$1,195.71
	40	1590	5025042	W Mayfield Patterson Ave Storm Swrs Ph 2	03J	LMA	\$1,195.71
	40	1590	5035823	W Mayfield Patterson Ave Storm Swrs Ph 2	03J	LMA	\$1,793.56
	40	1590	5134539	W Mayfield Patterson Ave Storm Swrs Ph 2	03J	LMA	\$597.85
	50	1679	5134539	HACB Warehouse	03	LMC	\$590.24
2009	2	1626	5113049	Ambridge 6th Street Improvements	03K	LMA	\$515.60
	4	1628	5128522	Baden Holmes (Bryan) Ave Paving*	03K	LMA	\$521.82
	4	1628	5144573	Baden Holmes (Bryan) Ave Paving*	03K	LMA	\$538.04
	7	1631	5019957	Emergency Home Improvement Program	14A	LMH	\$375.00
	7	1631	5022677	Emergency Home Improvement Program	14A	LMH	\$4,440.00
	7	1631	5025042	Emergency Home Improvement Program	14A	LMH	\$2,053.00
	7	1631	5027719	Emergency Home Improvement Program	14A	LMH	\$7,095.00
	7	1631	5030656	Emergency Home Improvement Program	14A	LMH	\$4,545.06
	7	1631	5034309	Emergency Home Improvement Program	14A	LMH	\$3,229.00
	7	1631	5035823	Emergency Home Improvement Program	14A	LMH	\$2,561.00
	7	1631	5038688	Emergency Home Improvement Program	14A	LMH	\$9,464.00
	7	1631	5042126	Emergency Home Improvement Program	14A	LMH	\$1,886.00
	7	1631	5052700	Emergency Home Improvement Program	14A	LMH	\$425.00
	7	1631	5058183	Emergency Home Improvement Program	14A	LMH	\$195.00
	7	1631	5061371	Emergency Home Improvement Program	14A	LMH	\$1,095.00
	7	1631	5064455	Emergency Home Improvement Program	14A	LMH	\$6,427.00
	7	1631	5067996	Emergency Home Improvement Program	14A	LMH	\$2,128.00
	7	1631	5069877	Emergency Home Improvement Program	14A	LMH	\$500.00
	7	1631	5076170	Emergency Home Improvement Program	14A	LMH	\$2,047.00
	7	1631	5079251	Emergency Home Improvement Program	14A	LMH	\$1,896.00
	7	1631	5086341	Emergency Home Improvement Program	14A	LMH	\$1,962.00
	7	1631	5091939	Emergency Home Improvement Program	14A	LMH	\$1,720.00
	7	1631	5092822	Emergency Home Improvement Program	14A	LMH	\$1,585.00
	7	1631	5099057	Emergency Home Improvement Program	14A	LMH	\$2,810.00
	7	1631	5103839	Emergency Home Improvement Program	14A	LMH	\$2,610.00
	7	1631	5106322	Emergency Home Improvement Program	14A	LMH	\$2,400.00

7	1631	5109651	Emergency Home Improvement Program	14A	LMH	\$400.00
7	1631	5144573	Emergency Home Improvement Program	14A	LMH	\$2,040.00
7	1631	5147594	Emergency Home Improvement Program	14A	LMH	\$550.00
7	1631	5150606	Emergency Home Improvement Program	14A	LMH	\$950.00
10	1635	5038688	Beaver County Main Street Network	19C	LMA	\$21,583.00
10	1635	5052666	Beaver County Main Street Network	19C	LMA	\$12,592.00
10	1635	5055475	Beaver County Main Street Network	19C	LMA	\$10,342.00
10	1635	5069877	Beaver County Main Street Network	19C	LMA	\$10,342.00
10	1635	5082623	Beaver County Main Street Network	19C	LMA	\$13,092.00
10	1635	5095872	Beaver County Main Street Network	19C	LMA	\$10,342.00
10	1635	5113049	Beaver County Main Street Network	19C	LMA	\$10,342.00
10	1635	5134539	Beaver County Main Street Network	19C	LMA	\$12,592.00
10	1635	5153513	Beaver County Main Street Network	19C	LMA	\$10,342.00
12	1637	5137981	Rodent Control Services	05	LMC	\$668.52
12	1637	5144573	Rodent Control Services	05	LMC	\$857.06
12	1637	5147594	Rodent Control Services	05	LMC	\$6,638.42
16	1640	5119265	Minority Coalition Set Aside	03E	LMA	\$6,750.00
16	1640	5134539	Minority Coalition Set Aside	03E	LMA	\$8,250.00
18	1643	5156820	Beaver Falls 21 & 22 St Paving	03K	LMA	\$3,391.50
25	1650	5052666	Geneva After School/Parent Enrich	05D	LMC	\$34,282.00
25	1650	5119265	Geneva After School/Parent Enrich	05D	LMC	\$31,718.00
26	1651	5025042	HACB Home Improvement Program	14A	LMH	\$18,187.59
26	1651	5042126	HACB Home Improvement Program	14A	LMH	\$16,285.16
26	1651	5055568	HACB Home Improvement Program	14A	LMH	\$16,308.45
26	1651	5064455	HACB Home Improvement Program	14A	LMH	\$18,230.17
26	1651	5079251	HACB Home Improvement Program	14A	LMH	\$17,276.80
26	1651	5092822	HACB Home Improvement Program	14A	LMH	\$17,852.70
26	1651	5103839	HACB Home Improvement Program	14A	LMH	\$2,200.00
26	1651	5106322	HACB Home Improvement Program	14A	LMH	\$16,923.79
26	1651	5115961	HACB Home Improvement Program	14A	LMH	\$16,098.50
26	1651	5124703	HACB Home Improvement Program	14A	LMH	\$15,369.56
26	1651	5137981	HACB Home Improvement Program	14A	LMH	\$100.00
26	1651	5144573	HACB Home Improvement Program	14A	LMH	\$38,224.83
26	1651	5150606	HACB Home Improvement Program	14A	LMH	\$2,737.60
26	1651	5153513	HACB Home Improvement Program	14A	LMH	\$11,937.60
26	1651	5156820	HACB Home Improvement Program	14A	LMH	\$4,856.40
28	1653	5103839	JTBC Entrepreneurship Education	18C	LMC	\$10,738.93

29	1654	5103839	Midland Road Program	03K	LMA	\$3,977.77
29	1654	5119265	Midland Road Program	03K	LMA	\$528.04
29	1654	5128522	Midland Road Program	03K	LMA	\$353.58
30	1655	5115961	Midland Mun Auth Emergency Generator	03J	LMA	\$521.82
31	1656	5122092	NB Streetscape	03L	LMA	\$5,357.90
31	1656	5134539	NB Streetscape	03L	LMA	\$1,616.54
32	1657	5109651	North Sewickley Sewer Laterals	14A	LMH	\$1,700.00
32	1657	5115961	North Sewickley Sewer Laterals	14A	LMH	\$2,640.00
32	1657	5124703	North Sewickley Sewer Laterals	14A	LMH	\$3,290.00
32	1657	5128522	North Sewickley Sewer Laterals	14A	LMH	\$3,210.00
32	1657	5132283	North Sewickley Sewer Laterals	14A	LMH	\$3,880.00
32	1657	5137981	North Sewickley Sewer Laterals	14A	LMH	\$1,380.00
32	1657	5153513	North Sewickley Sewer Laterals	14A	LMH	\$5,595.00
34	1659	5086341	Starting Gate OVR New Hire Admin	05H	LMC	\$25,000.00
34	1659	5150606	Starting Gate OVR New Hire Admin	05H	LMC	\$25,000.00
35	1660	5099057	Starting Gate Low Income Tech Assist	18C	LMC	\$20,365.36
35	1660	5132283	Starting Gate Low Income Tech Assist	18C	LMC	\$12,087.80
36	1661	5156820	W Mayfield Patterson Ave Storm Swrs 3	03J	LMA	\$751.50
44	1662	5128522	Midland Storm Sewers	03J	LMA	\$2,100.75
44	1662	5144573	Midland Storm Sewers	03J	LMA	\$1,050.38
					TOTAL	\$2,306,498.23

FINANCIAL SUMMARY ATTACHMENT

A. PROGRAM INCOME: (Line 5 & 43)

1. Total Program Income to Revolving Funds: None

2. Float-Funded Activities: None

3. Other Program Income:

\$25.00	Bidders
\$42,868.32	Quarterly Reimbursement
\$297.30	Business Investment Loan Payment
\$55.00	Bidders
\$2,376.00	Satisfaction
\$148.65	Business Investment Loan Payment
\$148.65	Business Investment Loan Payment
\$205.00	Bidders
\$44,501.87	Quarterly Reimbursement
\$148.65	Business Investment Loan Payment
\$148.65	Business Investment Loan Payment
\$2.96	Business Investment Loan Payment
\$148.65	Business Investment Loan Payment
\$46,809.23	Quarterly Reimbursement
\$13,193.25	Revolving Loan Fund
\$51,636.89	Quarterly Reimbursement
\$10,000.00	Satisfaction
\$8,000.00	Satisfaction from Sheriff Sale
\$999.30	Reimbursement

4. Income from Sale of Property: None

B. PRIOR YEAR ADJUSTMENTS: (Line 07 & 44)

1. None

C. LOANS AND OTHER RECEIVABLES:

1. Float-Funded Activities: None

2a. StartingGate:

Loans Outstanding	-	1
Principal Due	-	\$4,153.21

2b. Housing Authority of Beaver County:

Single-Unit Housing Rehab - Deferred Loans:

Loans Outstanding	-	209
Principal Balance	-	\$2,781,418.15

Terms: 6 year deferral

1 st and 2 nd year	-----	100%
3 rd year	-----	80%
4 th year	-----	60%
5 th year	-----	40%
6 th year	-----	20%

3. Loans that have gone into default:

Loans in Default	-	None
Amount	-	None

4. Parcels of Property: None

5. Lump Sum Drawdown Agreement: None

D. RECONCILIATION OF LINE(S) OF CREDIT (LOC) AND CASH BALANCES TO UNEXPENDED BALANCE OF CDBG FUNDS SHOWN ON CAPER

Complete the following worksheet and submit with the attachment:

UNEXPENDED BALANCE SHOWN ON CAPER 9,723,253.29
(Line 16 of PR 26)

RECONCILIATION: (For the items listed below, use amounts recorded as of close-of-business on the last day of this CAPER reporting period.)

ADD: +

Loc balance(s) 4,590,839.52

Cash on Hand:

Grantee Program Accounts 4,538,619.54

Subrecipients Program Accounts -0-

Revolving Funds Cash Balances -0-

Section 108 Cash Balances 597,947.44

SUBTRACT:

Grantee CDBG Program Liabilities
(include any reimbursement due to the Grantee from program funds) (-0-)*

Subrecipient CDBG Program Liabilities
(Same instructions as above) (4,153.21)*

TOTAL RECONCILING BALANCE: 9,723,253.29

UNRECONCILED DIFFERENCE (between Total Reconciling Balance and Unexpended Balance):
(Explain below)

-0-

* When grantees or subrecipients operate their programs on a reimbursement basis, any amounts due to the grantees or subrecipients should be included in the Program Liabilities.

E. CALCULATION OF BALANCE OF UNPROGRAMMED FUNDS

Amount of funds available during the reporting period (from Line 8 of PR 26)	<u>13,597,153.24</u>
Add: Income expected but not yet realized**	<u>100,000.00</u>
SUBTOTAL	<u>13,697,153.24</u>
Less: Total budgeted amount	<u>(7,765,209.95)</u>
UNPROGRAMMED BALANCE	<u>5,931,943.29</u>

** This amount should reflect any income considered as a resource in the final statement (and any amendments) for the period covered by this report, as well as that identified in prior final statements (including any amendments), that was expected to be received as of the end of the reporting period but had not yet been received, e.g., program income or Section 108 proceeds not yet received from an approved 108 loan.

APPENDIX D – BARRIERS TO AFFORDABLE HOUSING

Fair Housing Action Plan Strategy #2: Continue the Affordable Housing Programs and Projects in Beaver County

Planned Initiatives	Responsible Entity	Partners	Potential Source of Funds	Specific Actions Planned for 2009	2009 Accomplishments
<p>(a) Continue the commitment by the CDP Office to affordable housing activities (rehabilitation, homeownership, new construction). These activities provide a valuable opportunity to improve housing choice for members of protected classes who are most often low-moderate income households</p>	<p>Beaver County Community Development Program</p>	<ul style="list-style-type: none"> • HUD • Housing Authority of Beaver County • Housing and Homeless Coalition of Beaver County • Local Lending Institutions 	<ul style="list-style-type: none"> • CDBG • HOME • Act 137 • LIHTC • Housing Choice Voucher (Section 8) • HUD Capital Fund 	<p>Refer to Objective Sheets: DH-1(1), DH-1(1a), DH-1(3), DH-1(3a), DH-1(4), DH-1(5), DH-1(15), DH-2(1), DH-2(2), DH2(2a), DH-2(3), DH-3(1), DH-3(3)</p> <p>Community Development Program of Beaver County Projects: HOME09-4, HOME09-2, CD090201, CD090400, CD095501, CD095500</p>	<p>\$8,518 in ADDI was spent for counseling and down payment assistance to 3 low income 1st time homebuyers and \$91,573 in Act 137 Funds was spent on counseling, down payment and closing costs for 12 low income 1st time homebuyers.</p> <p>\$733,859 in CDBG funding was spent to rehabilitate 26 homes and apartments, weatherize 30 homes, and complete emergency repairs on 32 homes.</p> <p>\$1,339,877 in HOME funding provided 6 new units of housing for low income renters at Stone Edge Phase 3 and Marratta Apartments</p> <p>A total of 648 low income households received rental assistance through the Housing Choice Voucher Program</p>

					29 households were provided Tenant Based Rental Assistance with \$92,395 in HOME funds.
(b) Continue to ensure that housing units rehabilitated or constructed with federal funds comply with ADA requirements	Beaver County Community Development Program	<ul style="list-style-type: none"> • Housing Authority of Beaver County • Affordable Housing Developers 	<ul style="list-style-type: none"> • Developer / Homeowner • PAHP 	Refer to Objective Sheets: DH-1(2), DH-1(7), DH-1(8), DH-1(9), DH-1(10), DH-1(11), DH-3(12)	1 of the 6 HOME funded units was compliant with ADA requirements
(c) Expand accessibility requirements to universal design for all housing projects financed with federal funds	Beaver County Community Development Program	<ul style="list-style-type: none"> • Housing Authority of Beaver County • Affordable Housing Developers 	<ul style="list-style-type: none"> • Developer 	Refer to Objective Sheets: DH-1(2), DH-1(7), DH-1(8), DH-1(9), DH-1(10), DH-1(11), DH-3(12)	4 additional units of public were made accessible
(d) Support the initiatives of housing providers who work to provide affordable housing for the disabled	Beaver County Community Development Program	<ul style="list-style-type: none"> • Housing Authority of Beaver County • Affordable Housing Developers 	<ul style="list-style-type: none"> • CDBG • HOME • Act 137 • LIHTC • Housing Choice Voucher (Section 8) • Supportive 	Refer to Objective Sheets: DH-1(2), DH-1(7), DH-1(8), DH-1(9), DH-1(10), DH-1(11), DH-3(12)	1 application was endorsed for funding to provide housing and supportive services for persons with alcohol and other addictions 52 additional disabled households were provided housing and supportive services.

			Housing • PAHP • Housing Authority Bond Funds		
--	--	--	---	--	--

Match Contribution for Federal Fiscal Year (YYYY) 2009
3. Name of Contact (person completing this report) Cathy Smith
4. Contact's Phone Number (include area code) 724-847-3889

Part I Participant Identification			
1. Participant No. (assigned by HUD) M-UC-09-04-0504	2. Name of Participating Jurisdiction Beaver County, Pennsylvania		
5. Street Address of the Participating Jurisdiction 1013 Eighth Avenue			
6. City Beaver Falls	7. State Pennsylvania	8. Zip Code 15010	

Part II Fiscal Year Summary		
1. Excess Match from prior Federal fiscal year	821,999.10	
2. Match contributed during current Federal fiscal year (see Part III.9.)	282,942.47	
3. Total Match available for current Federal Fiscal year (line 1 + line 2)		1,104,941.57
4. Match liability for current Federal fiscal year		448,213.70
5. Excess match carried over to next Federal fiscal year (line 3 minus line 4)		656,727.87

Part III Match Contribution for the Federal Fiscal Year						7. Site Preparation, Construction Materials, Donated labor	8. Bond Financing	9. Total Match
1. Project No. or Other ID	2. Date of Contribution (mm/dd/yyyy)	3. Cash (non-Federal Sources)	4. Foregone Taxes, Fees, Charges	5. Appraised Land/Real Property	6. Required Infrastructure			
TBRA	10/5/2009	658.29						658.29
TBRA	10/2/2009	767.72						767.72
128 Maplewood Hab	10/5/2009	500.00						500.00
30 Bridge St. Habitat	10/9/2009	120.00						120.00
30 Bridge St. Habitat	10/9/2009	120.00						120.00
30 Bridge St. Habitat	10/10/2009	282.00						282.00
30 Bridge St. Habitat	10/10/2009	450.00						450.00
Housing Specialist	10/19/2009	3,333.00						3,333.00
1st Time Homebuyer	10/19/2009	4,000.00						4,000.00
128 Maplewood Hab	10/27/2009	400.00						400.00
TBRA	11/2/2009	638.79						638.79
1st Time Homebuyer	11/2/2009	4,500.00						4,500.00
Housing Specialist	11/9/2009	3,333.00						3,333.00
1st Time Homebuyer	11/9/2009	4,800.00						4,800.00
1st Time Homebuyer	11/9/2009	4,598.65						4,598.65
HIP	11/23/2009	2,452.00						2,452.00
Housing Specialist	12/7/2009	3,333.00						3,333.00
1st Time Homebuyer	12/7/2009	4,800.00						4,800.00
1st Time Homebuyer	12/7/2009	9,926.53						9,926.53
TBRA	12/21/2009	671.94						671.94
TBRA	12/31/2009	699.23						699.23

Name of the Participating Jurisdiction							Federal Fiscal Year (yyyy)
Beaver County, Pennsylvania							2009
Housing Specialist	1/11/2010	3,333.00				3,333.00	
128 Maplewood Hab	1/13/2010	250.00				250.00	
HIP	1/19/2010	4,211.60				4,211.60	
1st Time Homebuyer	1/19/2010	4,800.00				4,800.00	
TBRA	2/8/2010	1,110.35				1,110.35	
Housing Specialist	2/16/2010	3,333.00				3,333.00	
TBRA	3/8/2010	831.46				831.46	
128 Maplewood Hab	3/15/2010	180.00				180.00	
HPRP Consultant	3/15/2010	805.00				805.00	
1st Time Homebuyer	3/15/2010	1,000.00				1,000.00	
Housing Specialist	3/15/2010	3,333.00				3,333.00	
HPRP Consultant	3/15/2010	525.50				525.50	
HIP	3/15/2010	13,018.63				13,018.63	
HIP	3/22/2010	4,644.40				4,644.40	
1st Time Homebuyer	3/22/2010	4,800.00				4,800.00	
128 Maplewood Hab	3/30/2010	48.00				48.00	
128 Maplewood Hab	4/1/2010	100.00				100.00	
HIP	4/12/2010	220.00				220.00	
HIP	4/12/2010	3,455.60				3,455.60	
HIP	4/12/2010	55.00				55.00	
HIP	4/12/2010	800.00				800.00	
HIP	4/12/2010	200.00				200.00	
HIP	4/12/2010	10,726.00				10,726.00	
128 Maplewood Hab	4/13/2010	300.00				300.00	
128 Maplewood Hab	4/15/2010	200.00				200.00	
HPRP Consultant	4/19/2010	1,172.50				1,172.50	
128 Maplewood Hab	5/1/2010	2,400.00				2,400.00	
1st Time Homebuyer	5/3/2010	9,600.00				9,600.00	
HIP	5/3/2010	8,791.00				8,791.00	
TBRA	5/10/2010	736.31				736.31	
1st Time Homebuyer	5/17/2010	4,800.00				4,800.00	
Housing Specialist	5/24/2010	3,337.00				3,337.00	
HIP	6/1/2010	50.00				50.00	
HIP	6/1/2010	6,164.40				6,164.40	
HPRP Consultant	6/7/2010	1,365.00				1,365.00	
128 Maplewood Hab	6/15/2010	3,000.00				3,000.00	
128 Maplewood Hab	6/15/2010	150.00				150.00	
128 Maplewood Hab	6/15/2010	500.00				500.00	
HPRP Consultant	6/16/2010	665.00				665.00	

Name of the Participating Jurisdiction

HOH Match Report

U.S. Department of Housing and Urban Development
Office of Community Planning and Development

OMB Approval # 2506-0171
(ex. 5/31/2007)

Beaver County, Pennsylvania							2009
Housing Specialist	6/16/2010	3,333.00					3,333.00
TBRA	6/21/2010	1,027.09					1,027.09
TBRA	6/21/2010	780.47					780.47
1st Time Homebuyer	6/21/2010	11,018.24					11,018.24
1st Time Homebuyer	6/21/2010	11,808.00					11,808.00
1st Time Homebuyer	7/6/2010	7,800.00					7,800.00
Housing Specialist	7/12/2010	3,333.00					3,333.00
HPRP Consultant	7/12/2010	300.00					300.00
128 Maplewood Hab	7/13/2010	500.00					500.00
128 Maplewood Hab	7/26/2010	570.00					570.00
128 Maplewood Hab	7/26/2010	570.00					570.00
1st Time Homebuyer	7/26/2010	5,876.00					5,876.00
TBRA	8/2/2010	638.83					638.83
TBRA	8/2/2010	537.19					537.19
HIP	8/2/2010	2,538.00					2,538.00
HIP	8/2/2010	362.43					362.43
HIP	8/2/2010	381.00					381.00
HIP	8/2/2010	102.00					102.00
HIP	8/9/2010	660.00					660.00
HPRP Consultant	8/9/2010	167.00					167.00
Housing Specialist	8/9/2010	3,334.00					3,334.00
1st Time Homebuyer	8/17/2010	5,876.00					5,876.00
HIP	8/25/2010	4,716.20					4,716.20
1st Time Homebuyer	9/1/2010	11,096.32					11,096.32
HIP	9/1/2010	50.00					50.00
HIP	9/29/2010	300.00					300.00
HIP	9/29/2010	8,495.80					8,495.80
128 Maplewood Hab	9/1/09-10/30/10	41,376.00					41,376.00
		282,942.47					282,942.47

Contract and Subcontract Activity

U.S. Department of Housing and Urban Development

OMB Approval No.: 2535-0117 (exp. 12/31/2006)

Public Reporting Burden for this collection of information is estimated to average .50 hours per response, including the time for reviewing instructions, searching existing data sources, gathering and maintaining the data needed, and completing and reviewing the collection of information. This information is voluntary. HUD may not collect this information, and you are not required to complete this form, unless it displays a currently valid OMB Control Number.

Executive Order 12421 dated July 14, 1983, directs the Minority Business Development Plans shall be developed by each Federal Agency and that these annual plans shall establish minority business development objectives. The information is used by HUD to monitor and evaluate MBE activities against the total program activity and the designated minority business enterprise (MBE) goals. The Department requires the information to provide guidance and oversight for programs for the development of minority business enterprise concerning Minority Business Development. If the information is not collected HUD would not be able to establish meaningful MBE goals nor evaluate MBE performance against these goals. While no assurances of confidentiality is pledged to respondents, HUD generally discloses this data only in response to a Freedom of Information request.

Privacy Act Notice - The United States Department of Housing and Urban Development, Federal Housing Administration, is authorized to solicit the information requested in this form by virtue of Title 12, United States Code, Section 1701 et seq., and regulations promulgated thereunder at Title 12, Code of Federal Regulations. It will not be disclosed or released outside the United States Department of Housing and Urban Development without your consent, except as required or permitted by law.

1. Grantee/Project Owner/Developer/Sponsor/Builder/Agency County of Beaver	Check If: PHA <input type="checkbox"/> IHA <input type="checkbox"/>	2. Location (City, State, ZIP Code) 1013 Eighth Avenue, Beaver Falls, PA 15010
--	---	--

3a. Name of Contact Person Lisa E. Signore, Director	3b. Phone Number (Including Area Code) (724) 847-3889	4. Reporting Period <input checked="" type="checkbox"/> Oct. 1 - Sept. 30 (Annual-FY)	5. Program Code (Not applicable for CPD programs.) See explanation of codes at bottom of page. Use a separate sheet for each program code.	6. Date Submitted to Field Office 11/29/2010
--	---	--	--	--

Grant/Project Number or HUD Case Number or other identification of property, subdivision, dwelling unit, etc. <small>7a.</small>	Amount of Contract or Subcontract <small>7b.</small>	Type of Trade Code (See below) <small>7c.</small>	Contractor or Subcontractor Business Racial/Ethnic Code (See below) <small>7d.</small>	Woman Owned Business (Yes or No) <small>7e.</small>	Prime Contractor Identification (ID) Number <small>7f.</small>	Sec. 3 <small>7g.</small>	Subcontractor Identification (ID) Number <small>7h.</small>	Sec. 3 <small>7i.</small>	Contractor/Subcontractor Name and Address <small>7j.</small>				
									Name	Street	City	State	Zip Code
B-08-UC-42-0102	1,876	3	1	N	14-1999312	N			Hamilton Awning	469 Market Street	Beaver	PA	15009
B-08-UC-42-0102	65,394	3	1	N	25-1507522	N			Mazzant Painting, Inc.	617 17th Street	Beaver Falls	PA	15010
B-08-UC-42-0102	87,500	3	1	N	34-1534797	N			Smith General Contracting Inc.	117 Salem Church Road	Midland	PA	15059
B-08-UC-42-0102	67,500	3	1	N	25-149-7299	N			Alam's Home & Hardware, Inc.	2300 Hospital Drive	Aliquippa	PA	15001
B-08-UC-42-0102	32,535	3	1	N	25-1637626	N			Wagner's Home Center	828 Third Avenue	New Brighton	PA	15066
B-08-UC-42-0102	2,115	3	1	N	14-1999312	N			Hamilton Awning	469 Market Street	Beaver	PA	15009
B-08-UC-42-0102	41,519	3	1	N	25-1515676	N			Tim Cassidy Construction	424 Merchant Street	Ambridge	PA	15003
B-08-UC-42-0102/B-09-42-0102	106,891	3	1	N	25-1601544	Y			Rycon Construction	2525 Liberty Avenue	Pittsburgh	PA	15222
B-08-UC-42-0102	26,650	3	1	N	25-1504281	N			Southwest Pa Builders	606 Hemlock Road	Coraopolis	PA	15108

- | | | |
|---|--|---|
| 7c: Type of Trade Codes:
Housing/Public Housing:
1 = New Construction
2 = Education/Training
3 = Other
4 = Service
5 = Project Mangt. | 7d: Racial/Ethnic Codes:
1 = White Americans
2 = Black Americans
3 = Native Americans
4 = Hispanic Americans
5 = Asian/Pacific Americans
6 = Hasidic Jews | 5: Program Codes (Complete for Housing and Public and Indian Housing programs only):
1 = All insured, including Section 8
2 = Flexible Subsidy
3 = Section 8 Noninsured, Non-HFDA
4 = Insured (Management) |
| 6 = Professional
7 = Tenant Services
8 = Education/Training
9 = Arch./Engrg. Appraisal
0 = Other | 5 = Section 202
6 = HUD-Held (Management)
7 = Public/Indian Housing | |

Contract and Subcontract Activity

U.S. Department of Housing and Urban Development

OMB Approval No.: 2535-0117 (exp. 11/30/2009)

Public Reporting Burden for this collection of information is estimated to average .50 hours per response, including the time for reviewing instructions, searching existing data sources, gathering and maintaining the data needed, and completing and reviewing the collection of information. This information is voluntary. HUD may not collect this information, and you are not required to complete this form, unless it displays a currently valid OMB Control Number.

Executive Order 12421 dated July 14, 1983, directs the Minority Business Development Plans shall be developed by each Federal Agency and that these annual plans shall establish minority business development objectives. The information is used by HUD to monitor and evaluate MBE activities against the total program activity and the designated minority business enterprise (MBE) goals. The Department requires the information to provide guidance and oversight for programs for the development of minority business enterprise concerning Minority Business Development. If the information is not collected HUD would not be able to establish meaningful MBE goals nor evaluate MBE performance against these goals. While no assurances of confidentiality is pledged to respondents, HUD generally discloses this data only in response to a Freedom of Information request.

Privacy Act Notice - The United States Department of Housing and Urban Development, Federal Housing Administration, is authorized to solicit the information requested in this form by virtue of Title 12, United States Code, Section 1701 et seq., and regulations promulgated thereunder at Title 12, Code of Federal Regulations. It will not be disclosed or released outside the United States Department of Housing and Urban Development without your consent, except as required or permitted by law.

1. Grantee/Project Owner/Developer/Sponsor/Builder/Agency County of Beaver	Check If: PHA <input type="checkbox"/> IHA <input type="checkbox"/>	2. Location (City, State, ZIP Code) 1013 Eighth Avenue, Beaver Falls, PA 15010
--	---	--

3a. Name of Contact Person Lisa E. Signore, Director	3b. Phone Number (Including Area Code) (724) 847-3889	4. Reporting Period <input checked="" type="checkbox"/> Oct. 1 - Sept. 30 (Annual-FY)	5. Program Code (Not applicable for CPD programs.) See explanation of codes at bottom of page. Use a separate sheet for each program code.	6. Date Submitted to Field Office 11/29/2010
--	---	--	--	--

Grant/Project Number or HUD Case Number or other identification of property, subdivision, dwelling unit, etc. <small>7a.</small>	Amount of Contract or Subcontract <small>7b.</small>	Type of Trade Code (See below) <small>7c.</small>	Contractor or Subcontractor Business Racial/Ethnic Code (See below) <small>7d.</small>	Woman Owned Business (Yes or No) <small>7e.</small>	Prime Contractor Identification (ID) Number <small>7f.</small>	Sec. 3 <small>7g.</small>	Subcontractor Identification (ID) Number <small>7h.</small>	Sec. 3 <small>7i.</small>	Contractor/Subcontractor Name and Address <small>7j.</small>				
									Name	Street	City	State	Zip Code
B-09-UC-42-0102	85,000	2	1	N	25-1474974	N			Starting Gate	2750 Constitution Boulevard	Beaver Falls	PA	15010
B-09-UC-42-0102	66,000	2	1	N	25-0965376	Y			Geneva College	3200 College Avenue	Beaver Falls	PA	15010
B-09-UC-42-0102	135,000	3	1	N	25-1398025	N			Town Center Associates	1147 Third Street	Beaver	PA	15009
B-09-UC-42-0102	50,000	2	1	N	25-1452317	N			Job Training of Beaver County	277 Beaver Valley Mall	Monaca	PA	15061
B-09-UC-42-0102	5,000	2	1	N	25-1641634	N			Tiger Pause Youth Network	413 16th Street	Beaver Falls	PA	15010
B-09-UY-42-0102	264,895	3	1	N	34-1057238	Y			The Hattenbach Company	5309 Hamilton Avenue	Cleveland	OH	44114
B-08-UY-42-0102	30,252	3	1	N	23-2872365	N			Youngblood Paving, Inc.	2516 State Route 18	Wampum	PA	16157
B-08-UY-42-0102	33,541	3	1	N	23-2872365	N			Youngblood Paving, Inc.	2516 State Route 18	Wampum	PA	16157
B-06-UY-42-0102	38,872	3	1	N	33-1066842	N			Sports & Recreation, Inc.	1950 Shady Plain Road	Apollo	PA	16163

- | | | |
|--|--|--|
| 7c: Type of Trade Codes:
Housing/Public Housing:
1 = New Construction 6 = Professional
2 = Substantial Rehab. 7 = Tenant Services
3 = Repair 8 = Education/Training
4 = Service 9 = Arch./Engrg. Appraisal
5 = Project Mangt. 0 = Other | 7d: Racial/Ethnic Codes:
1 = White Americans
2 = Black Americans
3 = Native Americans
4 = Hispanic Americans
5 = Asian/Pacific Americans
6 = Hasidic Jews | 5: Program Codes (Complete for Housing and Public and Indian Housing programs only):
1 = All Insured, including Section 8 5 = Section 202
2 = Flexible Subsidy 6 = HUD-Held (Management)
3 = Section 8 Noninsured, Non-HFDA 7 = Public/Indian Housing
4 = Insured (Management) |
|--|--|--|

Previous editions are obsolete.

form HUD-2516 (8/98)

Contract and Subcontract Activity

U.S. Department of Housing and Urban Development

OMB Approval No.: 2535-0117 (exp. 11/30/2009)

Public Reporting Burden for this collection of information is estimated to average .50 hours per response, including the time for reviewing instructions, searching existing data sources, gathering and maintaining the data needed, and completing and reviewing the collection of information. This information is voluntary. HUD may not collect this information, and you are not required to complete this form, unless it displays a currently valid OMB Control Number.

Executive Order 12421 dated July 14, 1983, directs the Minority Business Development Plans shall be developed by each Federal Agency and that these annual plans shall establish minority business development objectives. The information is used by HUD to monitor and evaluate MBE activities against the total program activity and the designated minority business enterprise (MBE) goals. The Department requires the information to provide guidance and oversight for programs for the development of minority business enterprise concerning Minority Business Development. If the information is not collected HUD would not be able to establish meaningful MBE goals nor evaluate MBE performance against these goals. While no assurances of confidentiality is pledged to respondents, HUD generally discloses this data only in response to a Freedom of Information request.

Privacy Act Notice - The United States Department of Housing and Urban Development, Federal Housing Administration, is authorized to solicit the information requested in this form by virtue of Title 12, United States Code, Section 1701 et seq., and regulations promulgated thereunder at Title 12, Code of Federal Regulations. It will not be disclosed or released outside the United States Department of Housing and Urban Development without your consent, except as required or permitted by law.

1. Grantee/Project Owner/Developer/Sponsor/Builder/Agency County of Beaver	Check if: PHA <input type="checkbox"/> IHA <input type="checkbox"/>	2. Location (City, State, ZIP Code) 1013 Eighth Avenue, Beaver Falls, PA 15010
--	---	--

3a. Name of Contact Person Lisa E. Signore, Director	3b. Phone Number (Including Area Code) (724) 847-3889	4. Reporting Period <input checked="" type="checkbox"/> Oct. 1 - Sept. 30 (Annual-FY)	5. Program Code (Not applicable for CPD programs.) See explanation of codes at bottom of page. Use a separate sheet for each program code.	6. Date Submitted to Field Office 11/27/2010
--	---	--	--	--

Grant/Project Number or HUD Case Number or other identification of property, subdivision, dwelling unit, etc. <small>7a.</small>	Amount of Contract or Subcontract <small>7b.</small>	Type of Trade Code (See below) <small>7c.</small>	Contractor or Subcontractor Business Racial/Ethnic Code (See below) <small>7d.</small>	Woman Owned Business (Yes or No) <small>7e.</small>	Prime Contractor Identification (ID) Number <small>7f.</small>	Sec. 3 <small>7g.</small>	Subcontractor Identification (ID) Number <small>7h.</small>	Sec. 3 <small>7i.</small>	Contractor/Subcontractor Name and Address <small>7j.</small>				
									Name	Street	City	State	Zip Code
B-08-UC-42-0102	33,625	1	1	N	25-1569064	N			Joe Palmieri Construction Inc.	200 Sunnyside Drive	Pittsburgh	PA	15237
B-07-UC-42-0102	21,937	3	1	N	25-1453931	N			Tellish Construction	141 Lokomski Road	Hookstown	PA	15050
B-07-UC-42-0102	62,615	3	1	N	25-1842477	N			Environmental Planning & Design	100 Ross Street	Pittsburgh	PA	15219
B-07-UC-42-0102	76,827	1	1	N	25-1783633	N			W. M. Aiken & Sons Excavating	P.O. Box 424	Mars	PA	16064
B-07-UC-42-0102	19,370	1	1	N	25-2882856	N			Chaffee Excavating	510 Lisbon Road	Darlington	PA	16115
B-07-UY-42-0102	12,763	3	1	Y	34-1057238	N			Klavon Design & Associates	915 Penn Avenue	Pittsburgh	PA	15222
B-07-UY-42-0102	86,445	1	1	Y	25-1724679	N			T.E.C. Electric, Inc.	336 S.R. 168	Darlington	PA	16115
B-07-UY-42-0102	120,607	1	1	N	25-1504281	N			Southwestern Builders of Pennsylvania	606 Hemlock Drive	Coraopolis	PA	15108
B-08-UY-42-0102	43,203	3	1	N	25-1762766	N			Protech Asphalt Maintenance, Inc.	P.O. Box 8425	New Castle	PA	16107

- | | | |
|--|--|--|
| 7c: Type of Trade Codes:
CPD:
1 = New Construction
2 = Education/Training
3 = Other
Housing/Public Housing:
1 = New Construction
2 = Substantial Rehab.
3 = Repair
4 = Service
5 = Project Mangt.
6 = Professional
7 = Tenant Services
8 = Education/Training
9 = Arch./Engrg. Appraisal
0 = Other | 7d: Racial/Ethnic Codes:
1 = White Americans
2 = Black Americans
3 = Native Americans
4 = Hispanic Americans
5 = Asian/Pacific Americans
6 = Hasidic Jews | 5: Program Codes (Complete for Housing and Public and Indian Housing programs only):
1 = All Insured, including Section 8
2 = Flexible Subsidy
3 = Section 8 Noninsured, Non-HFDA
4 = Insured (Management)
5 = Section 202
6 = HUD-Held (Management)
7 = Public/Indian Housing |
|--|--|--|

Previous editions are obsolete.

form HUD-2516 (8/98)

Contract and Subcontract Activity

U.S. Department of Housing and Urban Development

OMB Approval No.: 2535-0117 (exp. 11/30/2009)

Public Reporting Burden for this collection of information is estimated to average .50 hours per response, including the time for reviewing instructions, searching existing data sources, gathering and maintaining the data needed, and completing and reviewing the collection of information. This information is voluntary. HUD may not collect this information, and you are not required to complete this form, unless it displays a currently valid OMB Control Number.

Executive Order 12421 dated July 14, 1983, directs the Minority Business Development Plans shall be developed by each Federal Agency and that these annual plans shall establish minority business development objectives. The information is used by HUD to monitor and evaluate MBE activities against the total program activity and the designated minority business enterprise (MBE) goals. The Department requires the information to provide guidance and oversight for programs for the development of minority business enterprise concerning Minority Business Development. If the information is not collected HUD would not be able to establish meaningful MBE goals nor evaluate MBE performance against these goals. While no assurances of confidentiality is pledged to respondents, HUD generally discloses this data only in response to a Freedom of Information request.

Privacy Act Notice - The United States Department of Housing and Urban Development, Federal Housing Administration, is authorized to solicit the information requested in this form by virtue of Title 12, United States Code, Section 1701 et seq., and regulations promulgated thereunder at Title 12, Code of Federal Regulations. It will not be disclosed or released outside the United States Department of Housing and Urban Development without your consent, except as required or permitted by law.

1. Grantee/Project Owner/Developer/Sponsor/Builder/Agency County of Beaver	Check if: PHA <input type="checkbox"/> IHA <input type="checkbox"/>	2. Location (City, State, ZIP Code) 1013 Eighth Avenue, Beaver Falls, PA 15010		
3a. Name of Contact Person Lisa E. Signore, Director	3b. Phone Number (Including Area Code) (724) 847-3889	4. Reporting Period <input checked="" type="checkbox"/> Oct. 1 - Sept. 30 (Annual-FY)	5. Program Code (Not applicable for CPD programs.) See explanation of codes at bottom of page. Use a separate sheet for each program code.	6. Date Submitted to Field Office 11/29/2010

Grant/Project Number or HUD Case Number or other identification of property, subdivision, dwelling unit, etc. <small>7a.</small>	Amount of Contract or Subcontract <small>7b.</small>	Type of Trade Code (See below) <small>7c.</small>	Contractor or Subcontractor Business Racial/Ethnic Code (See below) <small>7d.</small>	Woman Owned Business (Yes or No) <small>7e.</small>	Prime Contractor Identification (ID) Number <small>7f.</small>	Sec. 3 <small>7g.</small>	Subcontractor Identification (ID) Number <small>7h.</small>	Sec. 3 <small>7i.</small>	Contractor/Subcontractor Name and Address <small>7j.</small>				
									Name	Street	City	State	Zip Code
B-08-UC-42-0102	60,392	1	1	N	25-1367237	N			Folino Construction Inc.	P.O. Box 111	Oakmont	PA	15139
B-09-UC-42-0102	4,420	3	1	N	25-1496249	N			Lennon, Smith & Souleret Engineering, Inc.,	846 4th Avenue	Coraopolis	PA	15108
B-09-UC-42-0102	59,708	1	1	N	25-1367237	N			Folino Construction Inc.	P.O. Box 111	Oakmont	PA	15139
B-09-UC-42-0102	4,202	0	1	N	25-1496249	N			Lennon, Smith & Souleret Engineering, Inc.,	846 4th Avenue	Coraopolis	PA	15108
B-09-UC-42-0102	62,640	1	1	N	25-1256501	N			Turney Electric, Inc.	1048 24th St. Ext.1275	Beaver Falls	PA	15010
B-09-UY-42-0102	1,275	1	1	N	xxx-xx-9009	N			Ronald A. SeEVERS,	309 Maplewood Avenue	Ambridge	PA	15003
B-09-UC-42-0102	14,000	1	1	Y	25-1695753	N			Unis Demolition	1306 Maratta Road	Aliquippa	PA	15001
B-09-UC-42-0102	27,450	1	1	Y	25-1695753	N			Unis Demolition	1306 Maratta Road	Aliquippa	PA	15001
B-09-UC-42-0102	83,200	1	1	Y	25-1695753	N			Unis Demolition	1306 Maratta Road	Aliquippa	PA	15001

7c: Type of Trade Codes: CPD: 1 = New Construction 2 = Education/Training 3 = Other Housing/Public Housing: 1 = New Construction 2 = Substantial Rehab. 3 = Repair 4 = Service 5 = Project Mangt. 6 = Professional 7 = Tenant Services 8 = Education/Training 9 = Arch./Engrg. Appraisal 0 = Other	7d: Racial/Ethnic Codes: 1 = White Americans 2 = Black Americans 3 = Native Americans 4 = Hispanic Americans 5 = Asian/Pacific Americans 6 = Hasidic Jews	5: Program Codes (Complete for Housing and Public and Indian Housing programs only): 1 = All insured, including Section 8 2 = Flexible Subsidy 3 = Section 8 Noninsured, Non-HFDA 4 = Insured (Management) 5 = Section 202 6 = HUD-Held (Management) 7 = Public/Indian Housing
--	--	--

Previous editions are obsolete.

Contract and Subcontract Activity

U.S. Department of Housing and Urban Development

OMB Approval No.: 2535-0117 (exp. 11/30/2009)

Public Reporting Burden for this collection of information is estimated to average .50 hours per response, including the time for reviewing instructions, searching existing data sources, gathering and maintaining the data needed, and completing and reviewing the collection of information. This information is voluntary. HUD may not collect this information, and you are not required to complete this form, unless it displays a currently valid OMB Control Number.

Executive Order 12421 dated July 14, 1983, directs the Minority Business Development Plans shall be developed by each Federal Agency and that these annual plans shall establish minority business development objectives. The information is used by HUD to monitor and evaluate MBE activities against the total program activity and the designated minority business enterprise (MBE) goals. The Department requires the information to provide guidance and oversight for programs for the development of minority business enterprise concerning Minority Business Development. If the information is not collected HUD would not be able to establish meaningful MBE goals nor evaluate MBE performance against these goals. While no assurances of confidentiality is pledged to respondents, HUD generally discloses this data only in response to a Freedom of Information request.

Privacy Act Notice - The United States Department of Housing and Urban Development, Federal Housing Administration, is authorized to solicit the information requested in this form by virtue of Title 12, United States Code, Section 1701 et seq., and regulations promulgated thereunder at Title 12, Code of Federal Regulations. It will not be disclosed or released outside the United States Department of Housing and Urban Development without your consent, except as required or permitted by law.

1. Grantee/Project Owner/Developer/Sponsor/Builder/Agency County of Beaver	Check it: PHA <input type="checkbox"/> IHA <input type="checkbox"/>	2. Location (City, State, ZIP Code) 1013 Eighth Avenue, Beaver Falls, PA 15010		
3a. Name of Contact Person Lisa E. Signore, Director	3b. Phone Number (Including Area Code) (724) 847-3889	4. Reporting Period <input checked="" type="checkbox"/> Oct. 1 - Sept. 30 (Annual-FY)	5. Program Code (Not applicable for CPD programs.) See explanation of codes at bottom of page. Use a separate sheet for each program code.	6. Date Submitted to Field Office 11/29/2010

7a. Grant/Project Number or HUD Case Number or other identification of property, subdivison, dwelling unit, etc.	7b. Amount of Contract or Subcontract	7c. Type of Trade Code (See below)	7d. Contractor or Subcontractor Business Racial/Ethnic Code (See below)	7e. Woman Owned Business (Yes or No)	7f. Prime Contractor Identification (ID) Number	7g. Sec. 3	7h. Subcontractor Identification (ID) Number	7i. Sec. 3	7j. Contractor/Subcontractor Name and Address				
									Name	Street	City	State	Zip Code
B-05-UC-42-0102	9,237	3	1	N	77-0675866	N			East Coast Paving	208 3rd Avenue	Mars	PA	16102
B-08-UC-42-0102	71,397	3	1	N	25-136723	N			Folino Construction Inc.	P.O. Box 111	Oakmont	PA	15139
B-08-UC-42-0102	49,542	3	1	N	20-5517935	N			Stafaniks Next Generation	117 Christ Drive	Monaca	PA	15061
B-06-UC-42-0102	19,800	3	1	N	25-1496249	N			Skerlec Contracting	3579 Brodhead Road, Suite 3	Monaca	PA	15061
B-08-UC-42-0102	66,736	3	1	N	23-2872365	N			Youngblood Paving, Inc.	2516 State Route 18	Wampum	PA	16157
B-07-UY-42-0102	626,763	3	1	N	34-1168679	N			Joe Lafaro Concrete	1717 Wilson Avenue	Girard	OH	44420
B-08-UC-42-0102	52,547	3	1	N	23-2872365	N			Youngblood Paving, Inc.	2516 State Route 18	Wampum	PA	16157
B-08-UC-42-0102	23,640	3	1	N	25-1453931	N			R Tellish Construction	141 Lokomski Road	Hookstown	PA	15050
B-08-UC-42-0102	38,950	3	1	N	25-1515676	N			Tim Cassidy Remodeling	424 Merchant Street	Ambridge	PA	15003

- | | | |
|--|--|--|
| 7c: Type of Trade Codes:
CPD:
1 = New Construction
2 = Education/Training
3 = Other
Housing/Public Housing:
1 = New Construction
2 = Substantial Rehab.
3 = Repair
4 = Service
5 = Project Mangt.
6 = Professional
7 = Tenant Services
8 = Education/Training
9 = Arch./Engrg. Appraisal
0 = Other | 7d: Racial/Ethnic Codes:
1 = White Americans
2 = Black Americans
3 = Native Americans
4 = Hispanic Americans
5 = Asian/Pacific Americans
6 = Hasidic Jews | 5: Program Codes (Complete for Housing and Public and Indian Housing programs only):
1 = All insured, including Section 8
2 = Flexible Subsidy
3 = Section 8 Noninsured, Non-HFDA
4 = Insured (Management)
5 = Section 202
6 = HUD-Held (Management)
7 = Public/Indian Housing |
|--|--|--|

Previous editions are obsolete.

form HUD-2516 (8/98)

Contract and Subcontract Activity

U.S. Department of Housing and Urban Development

OMB Approval No.: 2535-0117 (exp. 11/30/2009)

Public Reporting Burden for this collection of information is estimated to average .50 hours per response, including the time for reviewing instructions, searching existing data sources, gathering and maintaining the data needed, and completing and reviewing the collection of information. This information is voluntary. HUD may not collect this information, and you are not required to complete this form, unless it displays a currently valid OMB Control Number.

Executive Order 12421 dated July 14, 1983, directs the Minority Business Development Plans shall be developed by each Federal Agency and that these annual plans shall establish minority business development objectives. The information is used by HUD to monitor and evaluate MBE activities against the total program activity and the designated minority business enterprise (MBE) goals. The Department requires the information to provide guidance and oversight for programs for the development of minority business enterprise concerning Minority Business Development. If the information is not collected HUD would not be able to establish meaningful MBE goals nor evaluate MBE performance against these goals. While no assurances of confidentiality is pledged to respondents, HUD generally discloses this data only in response to a Freedom of Information request.

Privacy Act Notice - The United States Department of Housing and Urban Development, Federal Housing Administration, is authorized to solicit the information requested in this form by virtue of Title 12, United States Code, Section 1701 et seq., and regulations promulgated thereunder at Title 12, Code of Federal Regulations. It will not be disclosed or released outside the United States Department of Housing and Urban Development without your consent, except as required or permitted by law.

1. Grantee/Project Owner/Developer/Sponsor/Bullder/Agency County of Beaver	Check if: PHA <input type="checkbox"/> IHA <input type="checkbox"/>	2. Location (City, State, ZIP Code) 1013 Eighth Avenue, Beaver Falls, PA 15010
--	---	--

3a. Name of Contact Person Lisa E. Signore, Director	3b. Phone Number (Including Area Code) (724) 847-3889	4. Reporting Period <input checked="" type="checkbox"/> Oct. 1 - Sept. 30 (Annual-FY)	5. Program Code (Not applicable for CPD programs.) See explanation of codes at bottom of page. Use a separate sheet for each program code.	6. Date Submitted to Field Office 11/29/2010
--	---	--	--	--

Grant/Project Number or HUD Case Number or other identification of property, subdivision, dwelling unit, etc. 7a.	Amount of Contract or Subcontract 7b.	Type of Trade Code (See below) 7c.	Contractor or Subcontractor Business Racial/Ethnic Code (See below) 7d.	Woman Owned Business (Yes or No) 7e.	Prime Contractor Identification (ID) Number 7f.	Sec. 3 7g.	Subcontractor Identification (ID) Number 7h.	Sec. 3 7i.	Contractor/Subcontractor Name and Address 7j.				
									Name	Street	City	State	Zip Code
B-08-UC-42-0102	20,000	3	1	Y	300461661	N			Norah Miller Consulting	2411 James Street	Aliquippa	PA	15001

- | | | | |
|--|--|--|--|
| CPD:
1 = New Construction
2 = Education/Training
3 = Other | 7c: Type of Trade Codes:
Housing/Public Housing:
1 = New Construction
2 = Substantial Rehab.
3 = Repair
4 = Service
5 = Project Mangt.
6 = Professional
7 = Tenant Services
8 = Education/Training
9 = Arch./Engrg. Appraisal
0 = Other | 7d: Racial/Ethnic Codes:
1 = White Americans
2 = Black Americans
3 = Native Americans
4 = Hispanic Americans
5 = Asian/Pacific Americans
6 = Hasidic Jews | 5: Program Codes (Complete for Housing and Public and Indian Housing programs only):
1 = All insured, including Section 8
2 = Flexible Subsidy
3 = Section 8 Noninsured, Non-HFDA
4 = Insured (Management)
5 = Section 202
6 = HUD-Held (Management)
7 = Public/Indian Housing |
|--|--|--|--|

Previous editions are obsolete.

Annual Performance Report HOME Program

U.S. Department of Housing
and Urban Development
Office of Community Planning
and Development

OMB Approval No. 2506-0171
(exp. 8/31/2009)

Public reporting burden for this collection of information is estimated to average 2.5 hours per response, including the time for reviewing instructions, searching existing data sources, gathering and maintaining the data needed, and completing and reviewing the collection of information. This agency may not conduct or sponsor, and a person is not required to respond to, a collection of information unless that collection displays a valid OMB control number.

The HOME statute imposes a significant number of data collection and reporting requirements. This includes information on assisted properties, on the owners or tenants of the properties, and on other programmatic areas. The information will be used: 1) to assist HOME participants in managing their programs; 2) to track performance of participants in meeting fund commitment and expenditure deadlines; 3) to permit HUD to determine whether each participant meets the HOME statutory income targeting and affordability requirements; and 4) to permit HUD to determine compliance with other statutory and regulatory program requirements. This data collection is authorized under Title II of the Cranston-Gonzalez National Affordable Housing Act or related authorities. Access to Federal grant funds is contingent on the reporting of certain project-specific data elements. Records of information collected will be maintained by the recipients of the assistance. Information on activities and expenditures of grant funds is public information and is generally available for disclosure. Recipients are responsible for ensuring confidentiality when public disclosure is not required.

This form is intended to collect numeric data to be aggregated nationally as a complement to data collected through the Cash and Management Information (C/M) System. Participants should enter the reporting period in the first block. The reporting period is October 1 to September 30. Instructions are included for each section if further explanation is needed.

Submit this form on or before December 31. Send one copy to the appropriate HUD Field Office and one copy to: HOME Program, Rm 7176, 451 7th Street, S.W., Washington D.C. 20410	This report is for period (mm/dd/yyyy)		Date Submitted (mm/dd/yyyy) 11/17/2010
	Starting 09/01/2009	Ending 08/31/2010	

Part I Participant Identification

1. Participant Number M-08-UC-42-0504	2. Participant Name County of Beaver		
3. Name of Person completing this report Lisa Troiani	4. Phone Number (Include Area Code) 724-847-3889		
5. Address 1013 Eighth Avenue	6. City Beaver Falls	7. State PA	8. Zip Code 15010

Part II Program Income

Enter the following program income amounts for the reporting period: in block 1, enter the balance on hand at the beginning; in block 2, enter the amount generated; in block 3, enter the amount expended; and in block 4, enter the amount for Tenant-Based rental Assistance.

1. Balance on hand at Beginning of Reporting Period 0	2. Amount received during Reporting Period 0	3. Total amount expended during Reporting Period 0	4. Amount expended for Tenant-Based Rental Assistance 0	5. Balance on hand at end of Reporting Period (1 + 2 - 3) = 5 0
--	---	---	--	--

Part III Minority Business Enterprises (MBE) and Women Business Enterprises (WBE)

In the table below, indicate the number and dollar value of contracts for HOME projects completed during the reporting period.

	a. Total	Minority Business Enterprises (MBE)			f. White Non-Hispanic
		b. Alaskan Native or American Indian	c. Asian or Pacific Islander	d. Black Non-Hispanic	
A. Contracts					
1. Number	6			3	3
2. Dollar Amount	1,003,126			204,250	798,876
B. Sub-Contracts					
1. Number					
2. Dollar Amount					
	a. Total	b. Women Business Enterprises (WBE)	c. Male		
C. Contracts					
1. Number	6	5	1		
2. Dollar Amount	1,003,126	985,126	18,000		
D. Sub-Contracts					
1. Number					
2. Dollar Amounts					

Part IV Minority Owners of Rental Property

In the table below, indicate the number of HOME assisted rental property owners and the total dollar amount of HOME funds in these rental properties assisted during the reporting period.

	a. Total	Minority Property Owners				f. White Non-Hispanic
		b. Alaskan Native or American Indian	c. Asian or Pacific Islander	d. Black Non-Hispanic	e. Hispanic	
1. Number	0	0	0	0	0	0
2. Dollar Amount	0	0	0	0	0	0

Part V Relocation and Real Property Acquisition

Indicate the number of persons displaced, the cost of relocation payments, the number of parcels acquired, and the cost of acquisition. The data provided should reflect only displacements and acquisitions occurring during the reporting period.

	a. Number	b. Cost
1. Parcels Acquired	0	0
2. Businesses Displaced	0	0
3. Nonprofit Organizations Displaced	0	0
4. Households Temporarily Relocated, not Displaced	0	0

Households Displaced	a. Total	Minority Business Enterprises (MBE)				f. White Non-Hispanic
		b. Alaskan Native or American Indian	c. Asian or Pacific Islander	d. Black Non-Hispanic	e. Hispanic	
5. Households Displaced - Number	0	0	0	0	0	0
6. Households Displaced - Cost	0	0	0	0	0	0

Summary of 2009 Accomplishments

Based on Analysis of Impediments completed April, 2009

IMPEDIMENTS TO BE ADDRESSED (listed by degree of importance)	GOALS	STRATEGIES TO MEET THE GOALS (How will you achieve your goals?)	RESPONSIBLE ENTITIES ASSIGNED TO MEET GOALS (Identify the organizations who will be undertaking the impediment)	BENCHMARK In which year of your Con/Plan do you plan to achieve this?	PROPOSED INVESTMENT (Amount of money) (Funding Source)	YEAR TO BE COMPLETED (is it contained in your Consolidated Plan Action Plan Goals?)	DATE COMPLETED (identify which year of the Consolidated Plan the action was addressed)	IF THE IMPEDIMENT WAS NOT ADDRESSED, PROVIDE AN EXPLANATION AS TO WHY AND WHEN (Actions Completed in Current FY)
Black households may not consider housing opportunities across a broad range of municipalities and neighborhoods that provide a desirable quality of life and may contain affordable housing	Create awareness that there are affordable opportunities in other places than where Blacks are currently concentrated.	Continue development of an up-to-date, centralized housing database for Beaver County on the BCCAN or county website	Fair Housing Officer (FHO) with Housing Locator from HPRP Beaver county Collaborative Action Network (BCCAN)	Centralized housing database will be compiled in 2010	HPRP \$12,000 yearly CDBG \$300 yearly	2009		In 2009, the database was set up. The data was gathered and has begun to be entered. Remaining initial data entry to be completed in 2010.

Black households may not consider housing opportunities across a broad range of municipalities and neighborhoods that provide a desirable quality of life and may contain affordable housing	Create awareness that there are affordable opportunities in other places than where Blacks are currently concentrated.	Make three presentations annually to local churches, soup kitchens, high school seniors, housing authority residents and/or nonprofit organizations on Fair Housing issues.	FHO Neighborhood Legal Services Southwest PA Legal Services	3 presentations conducted in 2009	CDBG \$3000 yearly	2009	2009	Presentations will be conducted each year
Black households may not consider housing opportunities across a broad range of municipalities and neighborhoods that provide a desirable quality of life and may contain affordable housing	Create awareness that there are affordable opportunities in other places than where Blacks are currently concentrated.	Develop a webpage on the Beaver County Collaborative Action Network website dedicated exclusively to Fair Housing Issues	FHO BCCAN	The new Fair Housing phone number was added to the Fair Housing link on the BCCAN website. Outreach trainings in Community Rooms at Public Housing sites were announced in the BCCAN calendar of events.	CDBG \$60 yearly	2009	2009	This activity will be continued each year.
Black households may not consider housing opportunities across a broad range of municipalities and neighborhoods that provide a desirable	Create awareness that there are affordable opportunities in other places than where Blacks are currently concentrated.	Distribute wallet-sized cards with Fair Housing contact information at public libraries, WIC offices, rental housing locations,	FHO	300 wallet-sized cards were distributed in 2009	CDBG \$150 yearly	2009	2009	We continue to address this impediment by distributing FH information through-out the community. Our flyers are hanging

quality of life and may contain affordable housing		churches, soup kitchens, county assistance offices, etc.						in 78 stores, Laundromats, etc.
Black households may not consider housing opportunities across a broad range of municipalities and neighborhoods that provide a desirable quality of life and may contain affordable housing	Create awareness that there are affordable opportunities in other places than where Blacks are currently concentrated.	Disseminate current information on Fair Housing rights in the form of posters and pamphlets throughout Beaver County. In addition, utilize public service announcements on cable television.	FHO	The Fair housing poster project was conducted in 2009 and posters were disseminated throughout Beaver County. Comcast Spotlight ran a FH PSA throughout April: "If you feel as if you have been discriminated against in housing (protected classes were listed) call 724.203.0114"	CDBG \$3485 yearly	2009	2009	The ad will be run at least twice a year.
Black households may not consider housing opportunities across a broad range of municipalities and neighborhoods that provide a desirable quality of life and may contain affordable housing	Create awareness that there are affordable opportunities in other places than where Blacks are currently concentrated.	Provide a comprehensive monthly report to Community Development detailing Fair Housing activities. Information will be incorporated into the annual CAPER	FHO	Monthly reports provided to CDP in 2009	CDBG \$600 per year	2009	2009	

Lower income minority households have fewer affordable housing options	Increase the number of affordable housing options for lower income minority households	Facilitate Fair Housing Training for realtors, municipal officials and planners, landlords, low-income housing developers, housing authority staff, fair housing testers, and local mortgage lenders.	Neighborhood Legal Services Southwest PA Legal Services Pittsburgh Fair Housing Office Beaver County Realtor Association	Presentations made to: Domestic Relations Early Head Start Midcrest Community Center Adult Probation and Parole Housing and Homeless Coalition ACRE Landlord Association BCBH Base Service Unit Case Managers.	CDBG \$1000 yearly	2009	2009	Presentations will be made to a variety of organizations each year.
Lower income minority households have fewer affordable housing options	Increase the number of affordable housing options for lower income minority households	Continue a dedicated phone number for all inquiries and complaints on fair housing issues	Neighborhood Legal Services Pittsburgh Fair Housing Office HUD	Of 62 calls received, 12 appeared to be FH/protected class complaints, 50 were landlord tenant disputes where the tenant thought something was "not fair". Most of those were referred to Neighborhood Legal Services	CDBG \$1000 yearly	2009	2009	Each year, calls will continue to be received and follow-up on.

COUNTY OF BEAVER Report has been submitted.

October 26, 2010

Section 3 Summary Report

Economic Opportunities for
Low and Very Low-Income Persons

**U.S. Department of Housing
and Urban Development**
Office of Fair Housing
and Equal Opportunity

OMB Approval No.2529-0043
(exp. 11/30/2010)

HUD Field Office :: PITTSBURGH, PA

See Public Reporting Burden Statement below

1. Recipient Name:

County of Beaver

Recipient Address: (street, city, state, zip)

1013 Eighth Avenue
Beaver Falls , Pennsylvania 15010

2. Grant Number:

B09UC420102

3. Total Amount of Award: \$ 3,891,310
Amount of All Contracts Awarded: \$ 2,893,830

4. Contact Person:

Lisa E. Signore

5. Phone: 724-847-3889

Fax: 724-847-3861

E-Mail: lsignore@beavercountypa.gov

6. Length of Grant: 12 Month(s)

7. Reporting Period: Quarter 4 of Fiscal Year 2009

8. Date Report Submitted:

10/16/2010

9. Program Code-Name:

7-CDBG-Entitlement

Program Codes:

3A = Public/Indian Housing Development
4 = Homeless Assistance
7 = CDBG-Entitlement
10= Other Housing Programs

1 = Flexible Subsidy
3B = Public/Indian Housing Operation
5 = HOME Assistance
8 = CDBG-State Administered

2 = Section 202/811
3C = Public/Indian Housing Modernization
6 = HOME-State Administered
9 = Other CD Programs

Part I. Employment and Training (Columns B, C, and F are mandatory fields.)					
A Job Category	B Number of New Hires	C Number of New Hires that are Sec.3 Residents	D % of Section 3 New Hires	E % of Total Staff Hours for Section 3 Employees	F Number of Section 3 Trainees
Professionals	0	0	0.00 %	0.00 %	0
Technicians	0	0	0.00 %	0.00 %	0
Office/Clerical	0	0	0.00 %	0.00 %	0
Officials/Managers	0	0	0.00 %	0.00 %	0
Sales	0	0	0.00 %	0.00 %	0
Craft Workers (skilled)	0	0	0.00 %	0.00 %	0
Operatives (semiskilled)	0	0	0.00 %	0.00 %	0
Laborers (unskilled)	0	0	0.00 %	0.00 %	0
Service Workers	0	0	0.00 %	0.00 %	0
Other (List none)	0	0	0.00 %	0.00 %	0
Total	0	0			0

Part II. Contracts Awarded

1. Construction Contracts:

- A. Total dollar amount of all construction contracts awarded on the project \$ 2,468,830
- B. Total dollar amount of construction contracts awarded to Section 3 businesses \$ 0
- C. Percentage of the total dollar amount that was awarded to Section 3 businesses 0.00 %
- D. Total number of Section 3 businesses receiving construction contracts 0

2. Non-Construction Contracts:

- A. Total dollar amount of all non-construction contracts awarded on the project \$ 425,000
- B. Total dollar amount of non-construction contracts awarded to Section 3 businesses \$ 0
- C. Percentage of the total dollar amount that was awarded to Section 3 businesses 0.00 %
- D. Total number of Section 3 businesses receiving non-construction contracts 0

Part III. Summary of Efforts

Indicate the efforts made to direct the employment and other economic opportunities generated by HUD financial assistance for housing and community development programs, to the greatest extent feasible, toward low- and very low-income persons, particularly those who are recipients of government assistance for housing. (Select **yes** to all that apply)

Yes Recruited low-income residents through: local advertising media, signs prominently displayed at the project site, contacts with community organizations and public or private agencies operating within the metropolitan area (or nonmetropolitan county) in which the Section 3 covered program or project is located, or similar methods.

No Participated in a HUD program or other program which promotes the training or employment of Section 3 residents.

No Participated in a HUD program or other program which promotes the award of contracts to business concerns which meet the definition of Section 3 business concerns.

No Coordinated with Youthbuild Programs and administered in the metropolitan area in which the Section 3 covered project is located.

No Other; describe below.

Public reporting burden for this collection of information is estimated to average 6 hours per response, including the time for reviewing instructions,

searching existing data sources, gathering and maintaining the data needed, and completing and reviewing the collection of information. This agency may not collect this information, and you are not required to complete this form, unless it displays a currently valid OMB control number.

Section 3 of the Housing and Urban Development Act of 1968, as amended, 12 U.S.C. 1701u., mandates that the Department ensure that employment and other economic opportunities generated by its housing and community development assistance programs are directed toward low- and very low-income persons, particularly those who are recipients of government assistance for housing. The regulations are found at 24 CFR Part 135. The information will be used by the Department to monitor program recipients' compliance with Section 3, to assess the results of the Department's efforts to meet the statutory objectives of Section 3, to prepare reports to Congress, and by recipients as a self-monitoring tool. The data is entered into a data base and will be analyzed and distributed. The collection of information involves recipients receiving Federal financial assistance for housing and community development programs covered by Section 3. The information will be collected annually to assist HUD in meeting its reporting requirements under Section 808(e)(6) of the Fair Housing Act and Section 916 of the HCDA of 1992. An assurance of confidentiality is not applicable to this form. The Privacy Act of 1974 and OMB Circular A-108 are not applicable. The reporting requirements do not contain sensitive questions. Data is cumulative; personal identifying information is not included.

COUNTY OF BEAVER Report has been submitted.

November 17, 2010

Section 3 Summary ReportEconomic Opportunities for
Low and Very Low-Income PersonsU.S. Department of Housing
and Urban Development
Office of Fair Housing
and Equal OpportunityOMB Approval No.2529-0043
(exp. 11/30/2010)

HUD Field Office : : PITTSBURGH, PA

See Public Reporting Burden Statement below

1. Recipient Name:	Recipient Address: (<i>street, city, state, zip</i>)
County of Beaver	1013 Eighth Avenue Beaver Falls , Pennsylvania 15009
2. Grant Number:	3. Total Amount of Award: \$ 1,540,008
M09UC420504	Amount of All Contracts Awarded: \$ 1,540,008
4. Contact Person:	5. Phone: 724-847-3889
Lisa E. Signore	Fax: 724-847-3861
	E-Mail: lsignore@beavercountypa.gov
6. Length of Grant: 12 <i>Month(s)</i>	7. Reporting Period: Quarter 4 of Fiscal Year 2009
8. Date Report Submitted:	9. Program Code-Name:
11/17/2010	5-HOME Assistance

Program Codes:	1 = Flexible Subsidy	2 = Section 202/811
3A = Public/Indian Housing Development	3B = Public/Indian Housing Operation	3C = Public/Indian Housing Modernization
4 = Homeless Assistance	5 = HOME Assistance	6 = HOME-State Administered
7 = CDBG-Entitlement	8 = CDBG-State Administered	9 = Other CD Programs
10= Other Housing Programs		

Part I. Employment and Training (Columns B, C, and F are mandatory fields.)					
A Job Category	B Number of New Hires	C Number of New Hires that are Sec.3 Residents	D % of Section 3 New Hires	E % of Total Staff Hours for Section 3 Employees	F Number of Section 3 Trainees
Professionals	0	0	0.00 %	0.00 %	0
Technicians	0	0	0.00 %	0.00 %	0
Office/Clerical	0	0	0.00 %	0.00 %	0
Officials/Managers	0	0	0.00 %	0.00 %	0
Sales	0	0	0.00 %	0.00 %	0
Craft Workers (skilled)	0	0	0.00 %	0.00 %	0
Operatives (semiskilled)	0	0	0.00 %	0.00 %	0
Laborers (unskilled)	0	0	0.00 %	0.00 %	0
Service Workers	0	0	0.00 %	0.00 %	0
Other (List)	0	0	0.00 %	0.00 %	0
Total	0	0			0

Part II. Contracts Awarded**1. Construction Contracts:**

A. Total dollar amount of all construction contracts awarded on the project	\$ 1,540,008
B. Total dollar amount of construction contracts awarded to Section 3 businesses	\$ 0
C. Percentage of the total dollar amount that was awarded to Section 3 businesses	0.00 %
D. Total number of Section 3 businesses receiving construction contracts	0

2. Non-Construction Contracts:

A. Total dollar amount of all non-construction contracts awarded on the project	\$ 0
B. Total dollar amount of non-construction contracts awarded to Section 3 businesses	\$ 0
C. Percentage of the total dollar amount that was awarded to Section 3 businesses	0.00 %
D. Total number of Section 3 businesses receiving non-construction contracts	0

Part III. Summary of Efforts

Indicate the efforts made to direct the employment and other economic opportunities generated by HUD financial assistance for housing and community development programs, to the greatest extent feasible, toward low- and very low-income persons, particularly those who are recipients of government assistance for housing. (Select **yes** to all that apply)

Yes Recruited low-income residents through: local advertising media, signs prominently displayed at the project site, contacts with community organizations and public or private agencies operating within the metropolitan area (or nonmetropolitan county) in which the Section 3 covered program or project is located, or similar methods.

No Participated in a HUD program or other program which promotes the training or employment of Section 3 residents.

No Participated in a HUD program or other program which promotes the award of contracts to business concerns which meet the definition of Section 3 business concerns.

No Coordinated with Youthbuild Programs and administered in the metropolitan area in which the Section 3 covered project is located.

No Other; describe below.

Public reporting burden for this collection of information is estimated to average 6 hours per response, including the time for reviewing instructions, searching existing data sources, gathering and maintaining the data needed, and completing and reviewing the collection of information. This agency

may not collect this information, and you are not required to complete this form, unless it displays a currently valid OMB control number.

Section 3 of the Housing and Urban Development Act of 1968, as amended, 12 U.S.C. 1701u., mandates that the Department ensure that employment and other economic opportunities generated by its housing and community development assistance programs are directed toward low- and very low-income persons, particularly those who are recipients of government assistance for housing. The regulations are found at 24 CFR Part 135. The information will be used by the Department to monitor program recipients' compliance with Section 3, to assess the results of the Department's efforts to meet the statutory objectives of Section 3, to prepare reports to Congress, and by recipients as a self-monitoring tool. The data is entered into a data base and will be analyzed and distributed. The collection of information involves recipients receiving Federal financial assistance for housing and community development programs covered by Section 3. The information will be collected annually to assist HUD in meeting its reporting requirements under Section 808(e)(6) of the Fair Housing Act and Section 916 of the HCDA of 1992. An assurance of confidentiality is not applicable to this form. The Privacy Act of 1974 and OMB Circular A-108 are not applicable. The reporting requirements do not contain sensitive questions. Data is cumulative; personal identifying information is not included.

Section 108 Accomplishments Report

PROJECT DESCRIPTION				CDBG \$					ELIGIBLE ACTIVITY	NATIONAL OBJ	LOW-MOD BENEFIT								SLUMS/ BLIGHT				
Grantee Name	ST	Section 108 Project Number	Project Name	108 Commitment Amount	Loan Amount Disbursed	EDI AWARD	BEDI AWARD	Other CDBG \$	Matrix Code	National Obj. Code	FTE Jobs Estimate in '108 Appl.	Total Actual FTE Jobs Created	Number Held by/ Made Available to Low-Mod	Total Housing Units Assisted	Number of Units Occupied by Low-Mod Household	Total Persons Served	Total Low-Mod Persons Served	Total Persons Served	Total Low-Mod Persons Served	Slum/Blight Area Y=Yes	Slum/Blight Spot Y=Yes	Fiscal Year of Sec 108 Award	FO Name
BEAVER COUNTY PA		B-03-UC-42-0102	Downtown Streetscape Impro	5,166,000	5,166,000	-	-	340,454	03L	LMA	-	N/A	N/A	N/A	N/A	0	0	N/A	N/A	N/A	N/A	2004	PITTSBURGH