

# 2022 Commissioners' Final Budget

Board of County Commissioners



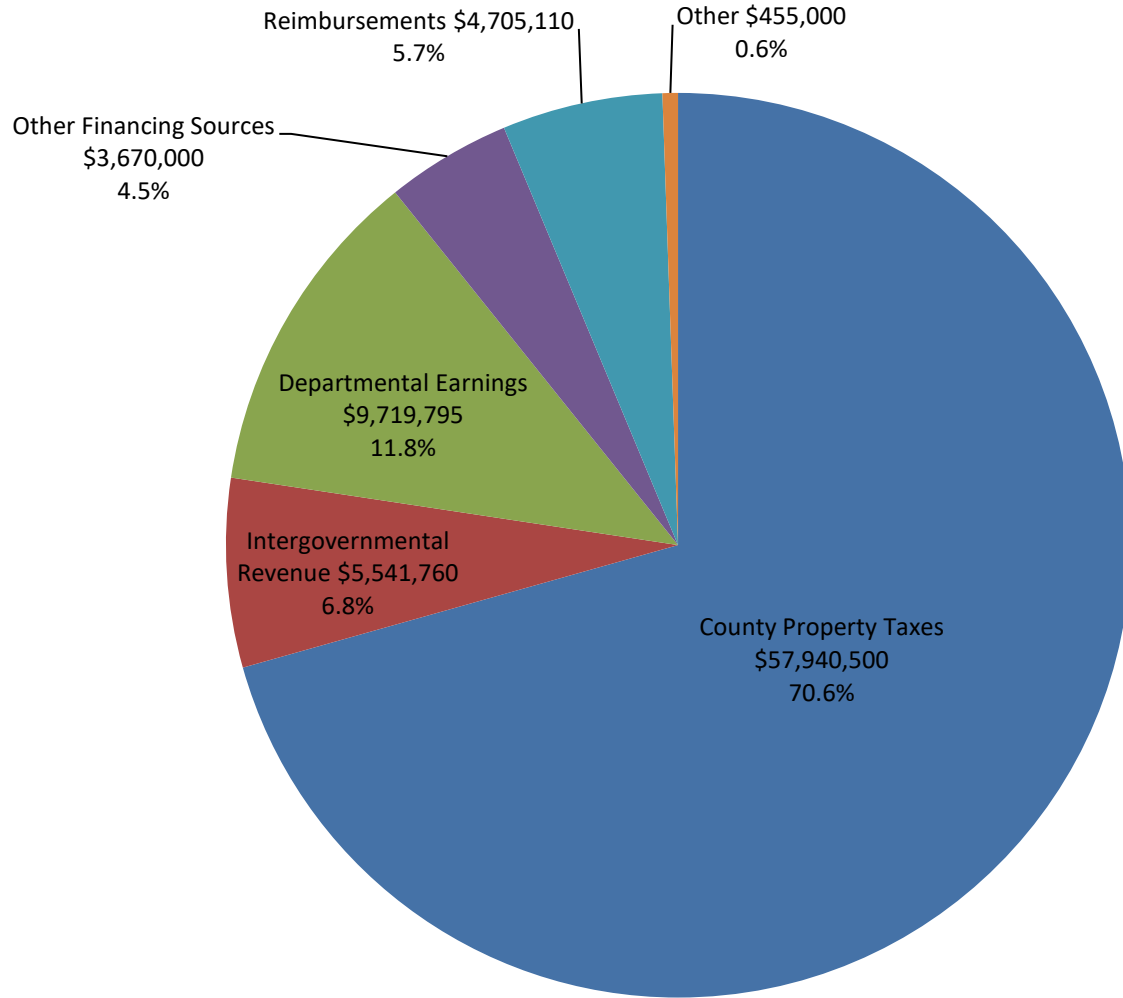
---

Daniel C. Camp, III,  
*Chairman*

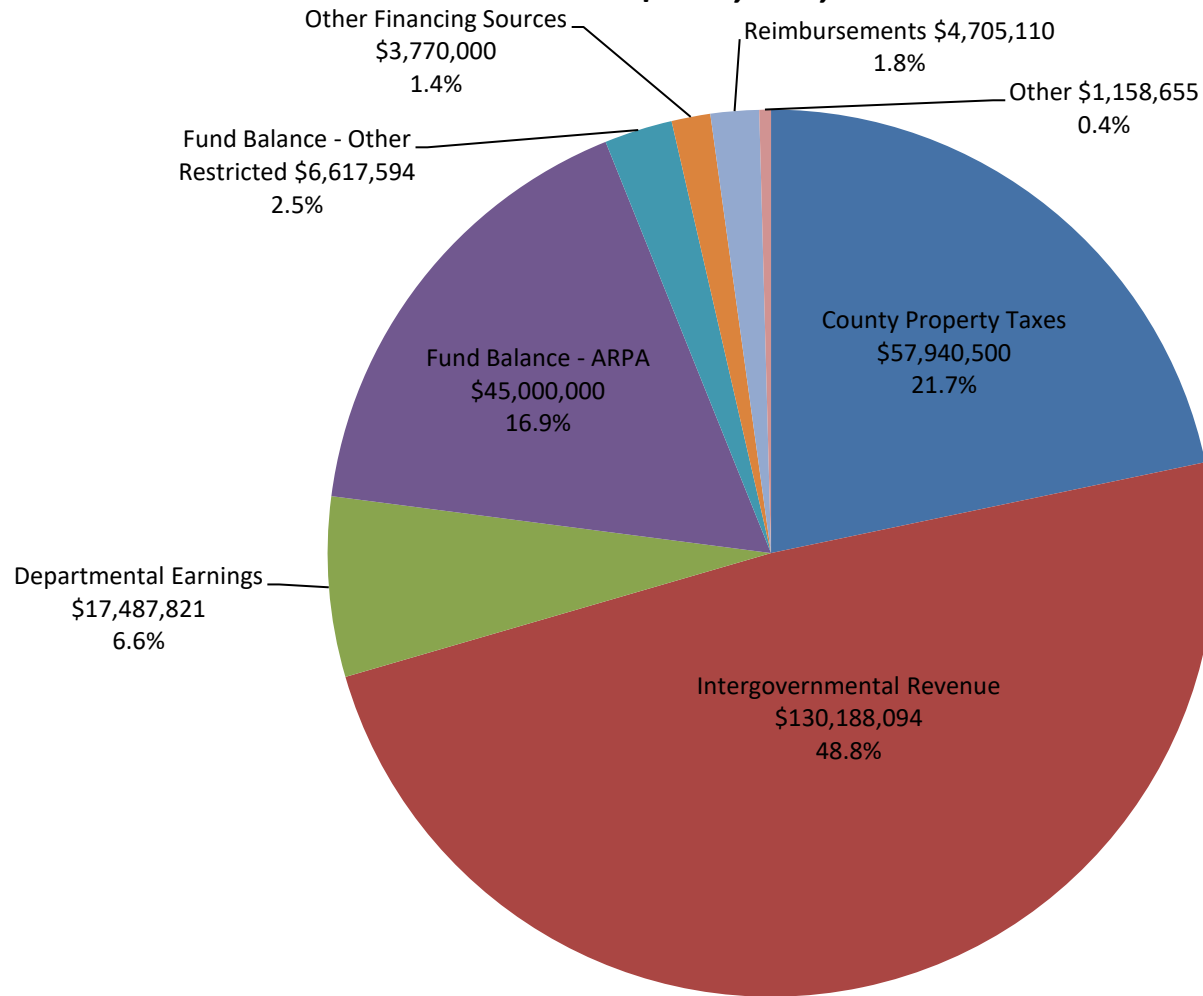
Jack Manning

Tony Amadio

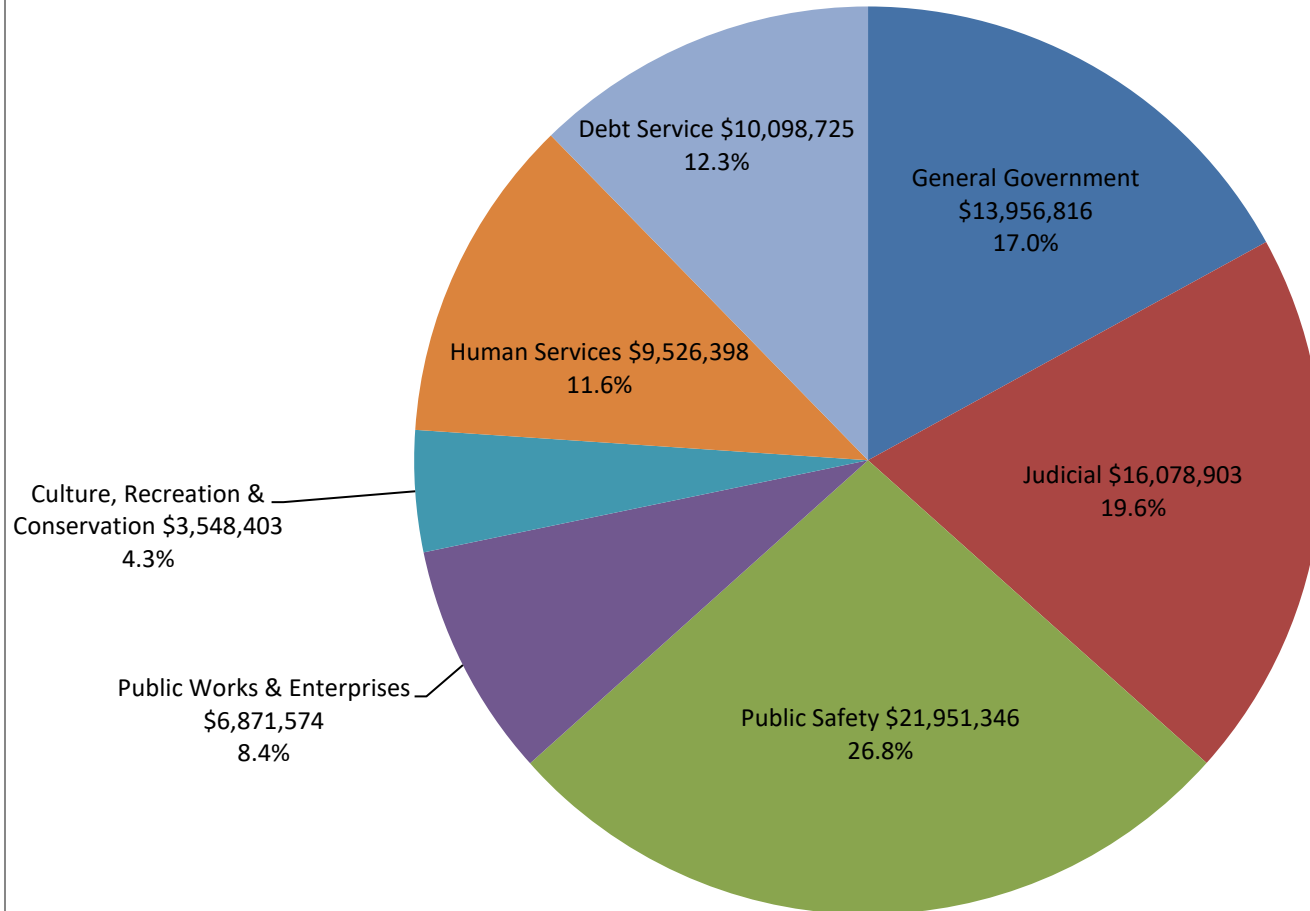
## General Fund 2022 Budgeted Revenues by Category \$82,032,165 Total (Fund 100 Only)



## All Governmental Funds 2022 Budgeted Revenues by Category \$266,867,774

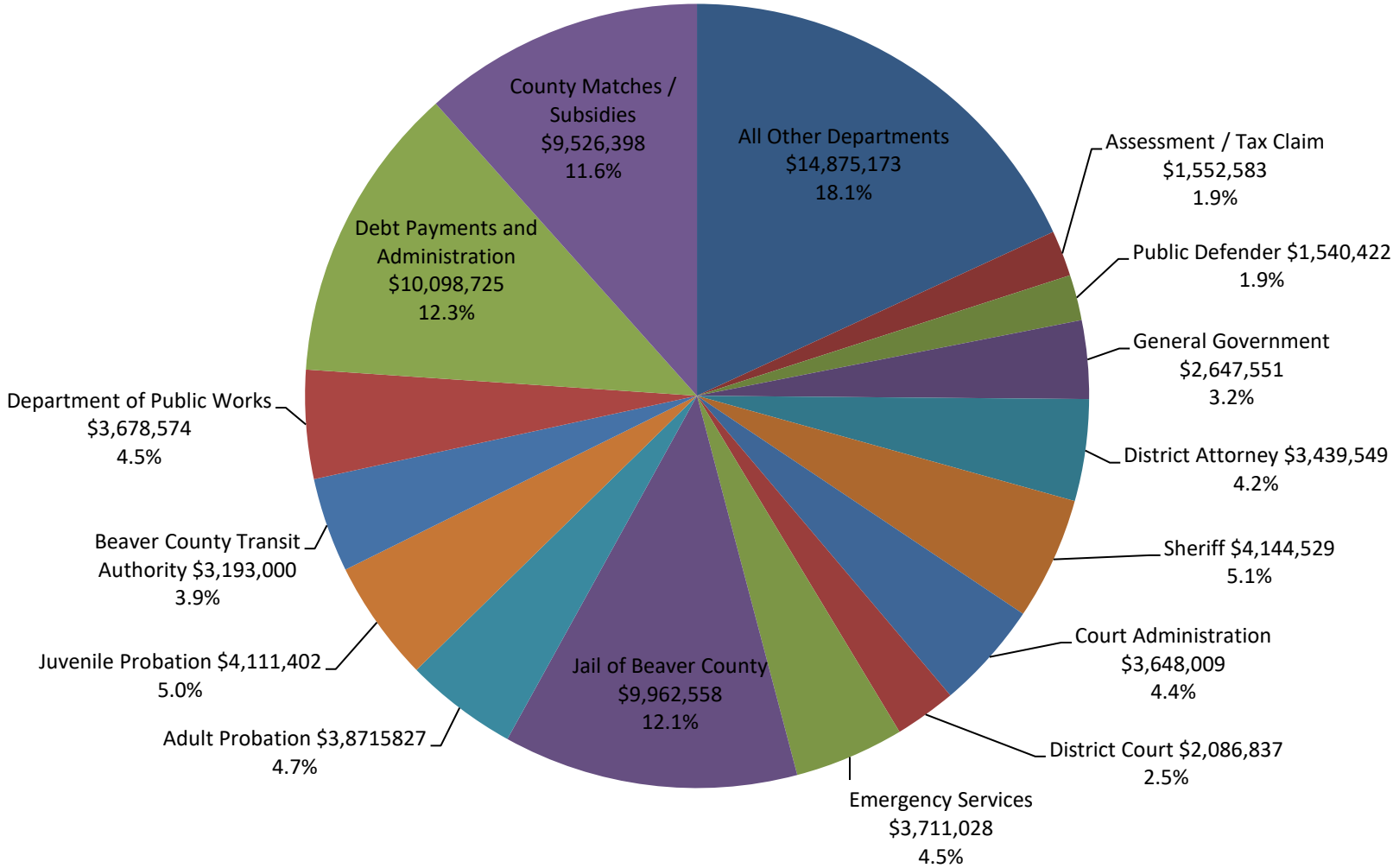


## General Fund 2022 Budgeted Expenditures by Function \$82,032,165 Total (Fund 100 Only)

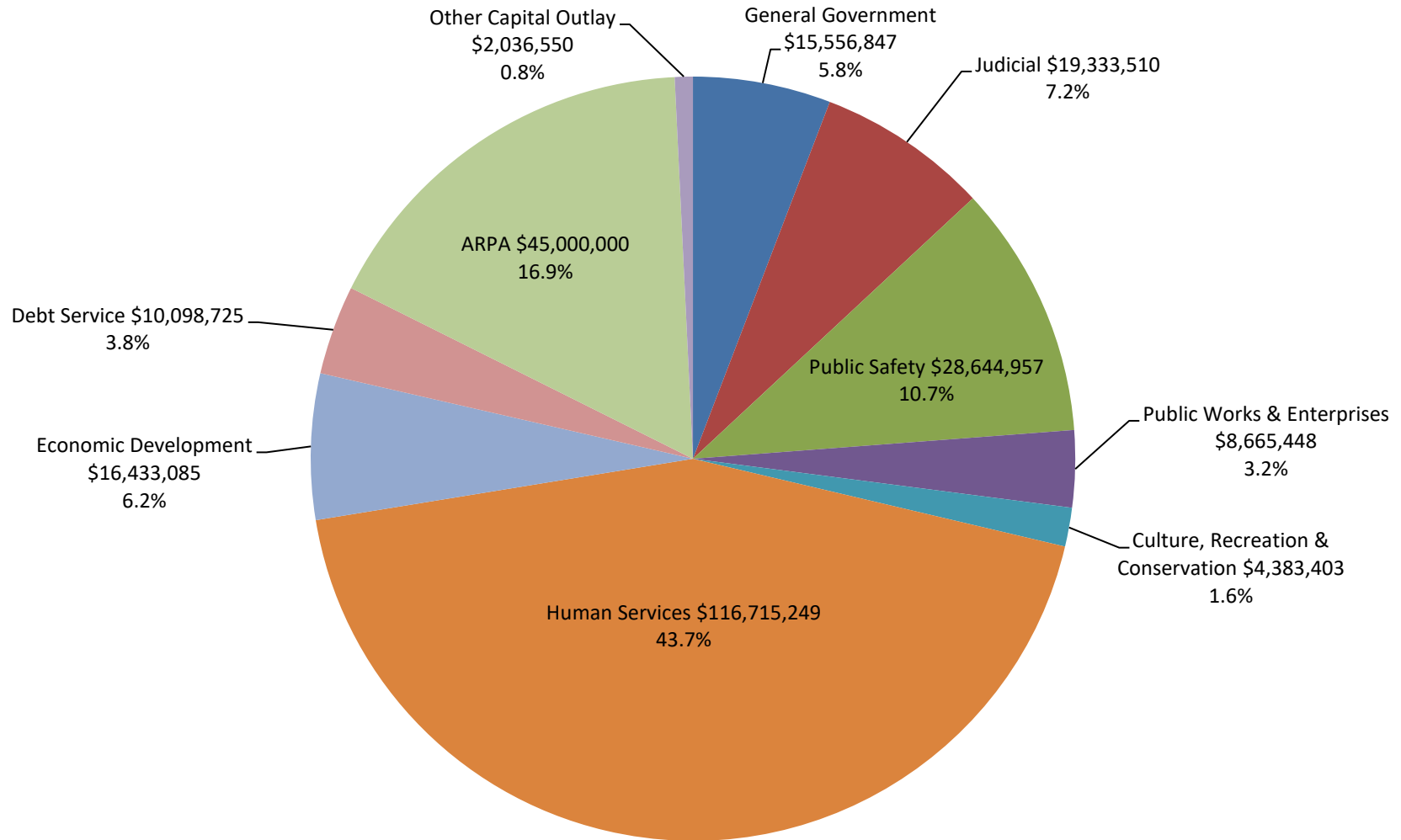


# General Fund 2022 Budgeted Expenditures by Department

## \$82,032,165 Total (Fund 100 Only)

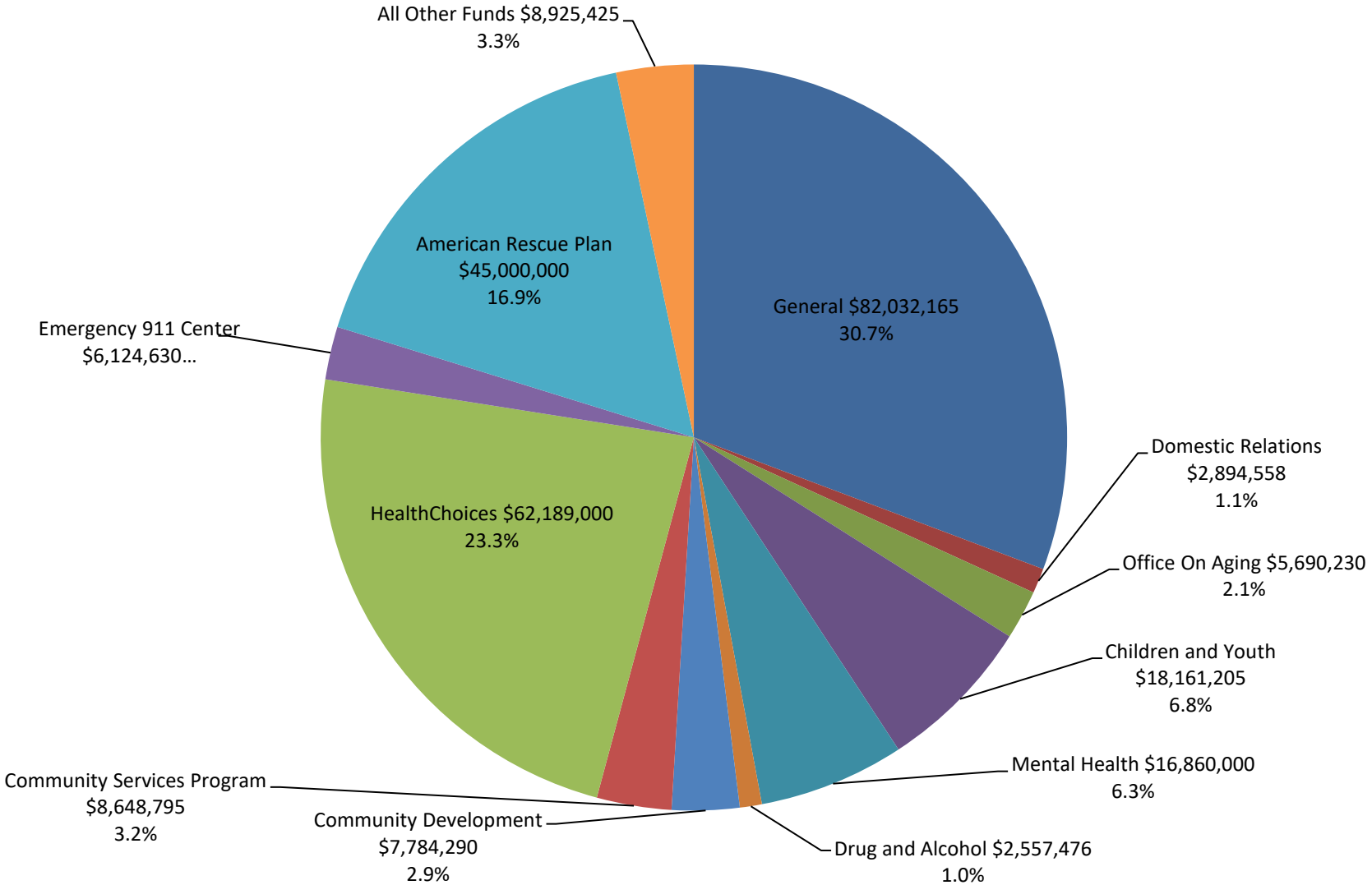


## All Governmental Funds 2022 Budgeted Expenditures by Function \$266,867,774 Total



# All Governmental Funds 2022 Budgeted Expenditures by Fund

## \$266,867,774



# **Beaver County 2022 Final Budget**

**All Governmental Funds  
By Department**





# Budget Worksheet Report

Budget Year 2022

Account	Account Description	2019 Actual Amount	2020 Actual Amount	2021 Adopted Budget	2022 Final
<b>Fund 100 - General</b>					
<b>REVENUE</b>					
Department <b>1100 - Commissioners</b>					
<i>Departmental Earnings</i>					
5601	Miscellaneous Income	176.95	.00	.00	.00
<i>Departmental Earnings Totals</i>		<b>\$176.95</b>	<b>\$0.00</b>	<b>\$0.00</b>	<b>\$0.00</b>
Department <b>1100 - Commissioners Totals</b>		<b>\$176.95</b>	<b>\$0.00</b>	<b>\$0.00</b>	<b>\$0.00</b>
Department <b>1102 - Treasurer</b>					
<i>County Property Taxes</i>					
4005	Current Tax Discount	45,719,084.98	45,080,036.50	45,783,000.00	45,783,000.00
4006	Current Tax Face	4,297,402.00	6,249,533.81	4,668,000.00	4,668,000.00
4007	Current Tax Penalty	1,795,972.06	24.32	1,900,000.00	1,900,000.00
4008	Interim	.00	.00	5,000.00	5,000.00
4009	Prior Year Discount	(12,188.92)	38,827.13	20,000.00	20,000.00
4010	Prior Year Face	36,602.75	243,222.72	8,000.00	8,000.00
4011	Prior Year Penalty	1,785,184.39	1,205,809.75	1,832,000.00	1,832,000.00
4012	Penalty on Delinquent Taxes	279,578.85	319,916.53	310,000.00	310,000.00
4013	Interest on Delinquent Taxes	214,939.05	225,931.43	210,000.00	210,000.00
4014	Interest on Clean & Green Rollback	4,481.29	3,758.41	4,000.00	4,000.00
4016	Tax Claim Daily Receipts	2,839,079.68	3,238,853.35	3,000,000.00	3,000,000.00
4017	Private / Commissioner Sales	.00	.00	2,500.00	2,500.00
4018	Repository Sales	100,361.43	217,214.29	145,000.00	145,000.00
4019	Judicial Sales	86,313.56	.00	30,000.00	30,000.00
4020	Upset Sales	57,649.07	56,092.66	23,000.00	23,000.00
<i>County Property Taxes Totals</i>		<b>\$57,204,460.19</b>	<b>\$56,879,220.90</b>	<b>\$57,940,500.00</b>	<b>\$57,940,500.00</b>
<i>Payment in Lieu of Taxes</i>					
4004	Payment in Lieu of Taxes	264,834.44	413,402.43	190,000.00	190,000.00
<i>Payment in Lieu of Taxes Totals</i>		<b>\$264,834.44</b>	<b>\$413,402.43</b>	<b>\$190,000.00</b>	<b>\$190,000.00</b>
<i>Local Hotel Room Tax</i>					
4050	Hotel Room Tax - Local	32,925.95	21,191.54	19,000.00	20,000.00
<i>Local Hotel Room Tax Totals</i>		<b>\$32,925.95</b>	<b>\$21,191.54</b>	<b>\$19,000.00</b>	<b>\$20,000.00</b>
<i>Licenses and Permits (purchasing license, not a service)</i>					
4061	Business Licenses and Permits	19,020.00	14,730.00	15,000.00	15,000.00
<i>Licenses and Permits (purchasing license, not a service) Totals</i>		<b>\$19,020.00</b>	<b>\$14,730.00</b>	<b>\$15,000.00</b>	<b>\$15,000.00</b>
<i>Intergovernmental - State Grants</i>					
4262.9060	Dog License Reimbursements	1,527.00	3,350.00	3,100.00	4,500.00



# Budget Worksheet Report

Budget Year 2022

Account	Account Description	2019 Actual Amount	2020 Actual Amount	2021 Adopted Budget	2022 Final
<b>Fund 100 - General</b>					
<b>REVENUE</b>					
Department <b>1102 - Treasurer</b>					
Intergovernmental - State Grants					
<i>Intergovernmental - State Grants Totals</i>		\$1,527.00	\$3,350.00	\$3,100.00	\$4,500.00
<i>Departmental Earnings</i>					
4402	Agent Issuing Fees	36,453.50	46,339.50	40,000.00	40,000.00
4408	Tax Cert / Duplicate Bills	123,210.36	133,610.12	125,000.00	125,000.00
5601	Miscellaneous Income	1,051.11	.00	300.00	.00
<i>Departmental Earnings Totals</i>		\$160,714.97	\$179,949.62	\$165,300.00	\$165,000.00
<i>Investment Earnings</i>					
4081	Interest	680,671.71	246,465.62	300,000.00	100,000.00
<i>Investment Earnings Totals</i>		\$680,671.71	\$246,465.62	\$300,000.00	\$100,000.00
Department <b>1102 - Treasurer Totals</b>		\$58,364,154.26	\$57,758,310.11	\$58,632,900.00	\$58,435,000.00
Department <b>1103 - Recorder of Deeds</b>					
<i>Departmental Earnings</i>					
4401	Affordable HSG 15% Monthly	20,506.20	21,882.90	20,000.00	20,000.00
4405	Commission - Local Realty Tax	114,275.21	111,679.18	100,000.00	100,000.00
4406	Commission - State	57,024.97	55,778.72	50,000.00	50,000.00
4407	Commission - Writ Tax	360.53	377.53	375.00	375.00
4411	Recording Fees - Monthly	710,013.61	466,876.82	475,000.00	475,000.00
4412	Regular Fees	18,509.50	18,712.50	22,000.00	12,000.00
4413	UCC Recording Fees	17,290.00	25,745.00	22,000.00	22,000.00
4418	Cover Page Fee	38,748.00	41,824.00	40,000.00	40,000.00
4419	Reference Fees	39,994.00	43,202.00	40,000.00	40,000.00
4421	Internet Copy Fee	65,172.29	111,269.31	75,000.00	90,000.00
5601	Miscellaneous Income	70.00	105.00	105.00	105.00
<i>Departmental Earnings Totals</i>		\$1,081,964.31	\$897,452.96	\$844,480.00	\$849,480.00
Department <b>1103 - Recorder of Deeds Totals</b>		\$1,081,964.31	\$897,452.96	\$844,480.00	\$849,480.00
Department <b>1104 - Legal Department</b>					
<i>Departmental Earnings</i>					
4412	Regular Fees	1,525.06	73.45	.00	.00
<i>Departmental Earnings Totals</i>		\$1,525.06	\$73.45	\$0.00	\$0.00
Department <b>1104 - Legal Department Totals</b>		\$1,525.06	\$73.45	\$0.00	\$0.00



# Budget Worksheet Report

Budget Year 2022

Account	Account Description	2019 Actual Amount	2020 Actual Amount	2021 Adopted Budget	2022 Final
<b>Fund 100 - General</b>					
<b>REVENUE</b>					
Department <b>1105 - Human Resources</b>					
<i>Local Grants</i>					
4310	Non-Governmental Grants	20,000.00	19,975.89	20,000.00	20,000.00
<i>Local Grants Totals</i>		\$20,000.00	\$19,975.89	\$20,000.00	\$20,000.00
<i>Departmental Earnings</i>					
5601	Miscellaneous Income	2,144.74	3,008.37	.00	.00
<i>Departmental Earnings Totals</i>		\$2,144.74	\$3,008.37	\$0.00	\$0.00
<i>Reimbursement Income</i>					
5832	COBRA Monthly (Health/Dental/Vision)	(2,436.27)	8,661.24	.00	.00
<i>Reimbursement Income Totals</i>		(\$2,436.27)	\$8,661.24	\$0.00	\$0.00
Department <b>1105 - Human Resources Totals</b>		\$19,708.47	\$31,645.50	\$20,000.00	\$20,000.00
Department <b>1108 - Central Services</b>					
<i>Departmental Earnings</i>					
4052	Tax Billing - Fee for Service	83,065.40	75,505.74	76,000.00	78,000.00
5601	Miscellaneous Income	600.00	.00	.00	.00
<i>Departmental Earnings Totals</i>		\$83,665.40	\$75,505.74	\$76,000.00	\$78,000.00
Department <b>1108 - Central Services Totals</b>		\$83,665.40	\$75,505.74	\$76,000.00	\$78,000.00
Department <b>1109 - Planning Commission</b>					
<i>Local Grants</i>					
4336	Unified Planning Work Program - SPC	15,116.07	12,537.14	14,822.00	14,822.00
4340	Local Government Academy Municipal Intern Program	.00	.00	4,000.00	4,000.00
<i>Local Grants Totals</i>		\$15,116.07	\$12,537.14	\$18,822.00	\$18,822.00
<i>Departmental Earnings</i>					
4414	Subdivision Fees	23,705.60	20,930.16	14,500.00	14,500.00
5607	GIS System Revenue	19,590.50	10,571.00	14,000.00	14,000.00
<i>Departmental Earnings Totals</i>		\$43,296.10	\$31,501.16	\$28,500.00	\$28,500.00
Sub-Department <b>004 - EPA Grant</b>					
<i>Intergovernmental -- Federal Grants</i>					
4111.66818	Brownfields Assessment and Cleanup Cooperative Agreements	.00	.00	600,000.00	538,431.00
<i>Intergovernmental -- Federal Grants Totals</i>		\$0.00	\$0.00	\$600,000.00	\$538,431.00
Sub-Department <b>004 - EPA Grant Totals</b>		\$0.00	\$0.00	\$600,000.00	\$538,431.00
Department <b>1109 - Planning Commission Totals</b>		\$58,412.17	\$44,038.30	\$647,322.00	\$585,753.00
Department <b>1111 - Veterans Affairs</b>					
<i>Investment Earnings</i>					
4081	Interest	.10	.07	.00	.00



# Budget Worksheet Report

Budget Year 2022

Account	Account Description	2019 Actual Amount	2020 Actual Amount	2021 Adopted Budget	2022 Final
Fund <b>100 - General</b>					
<b>REVENUE</b>					
Department <b>1111 - Veterans Affairs</b>					
<i>Investment Earnings</i>					
<i>Investment Earnings Totals</i>		\$0.10	\$0.07	\$0.00	\$0.00
Department <b>1111 - Veterans Affairs Totals</b>		\$0.10	\$0.07	\$0.00	\$0.00
Department <b>1112 - Election Bureau</b>					
Sub-Department <b>007 - General</b>					
<i>Intergovernmental -- Federal Grants</i>					
4140.90401	Help America Vote Act Requirements Payments	182,864.24	196,703.62	.00	.00
4140.90404	2018 HAVA Election Security Grants	.00	14,523.06	.00	.00
<i>Intergovernmental -- Federal Grants Totals</i>		\$182,864.24	\$211,226.68	\$0.00	\$0.00
<i>Departmental Earnings</i>					
4412	Regular Fees	6,382.30	1,760.50	.00	.00
<i>Departmental Earnings Totals</i>		\$6,382.30	\$1,760.50	\$0.00	\$0.00
Sub-Department <b>007 - General Totals</b>		\$189,246.54	\$212,987.18	\$0.00	\$0.00
Sub-Department <b>008 - Special Functions (HAVA)</b>					
<i>Intergovernmental -- Federal Grants</i>					
4140.90404	2018 HAVA Election Security Grants	.00	.00	89,968.00	.00
<i>Intergovernmental -- Federal Grants Totals</i>		\$0.00	\$0.00	\$89,968.00	\$0.00
Sub-Department <b>008 - Special Functions (HAVA) Totals</b>		\$0.00	\$0.00	\$89,968.00	\$0.00
Department <b>1112 - Election Bureau Totals</b>		\$189,246.54	\$212,987.18	\$89,968.00	\$0.00
Department <b>1113 - Assessment / Tax Claim</b>					
<i>Intergovernmental - State Grants</i>					
4220	PA State Tax Equalization Board	712.20	663.00	490.00	720.00
<i>Intergovernmental - State Grants Totals</i>		\$712.20	\$663.00	\$490.00	\$720.00
<i>Departmental Earnings</i>					
4403	Certification Fees	14,625.00	13,030.00	20,000.00	18,000.00
4404	Clean and Green Application Fees	850.00	650.00	1,000.00	800.00
4409	Commissions	470,902.64	507,173.89	520,000.00	550,000.00
4410	Tax Claim Costs	1,043,136.14	812,011.92	1,000,000.00	1,050,000.00
4417	Third Party Commissions	79,834.27	74,617.24	60,000.00	70,000.00
5601	Miscellaneous Income	17,031.75	20,300.00	20,000.00	20,000.00
5603	Map Revenue	1,108.00	557.00	1,000.00	1,000.00
<i>Departmental Earnings Totals</i>		\$1,627,487.80	\$1,428,340.05	\$1,622,000.00	\$1,709,800.00
Department <b>1113 - Assessment / Tax Claim Totals</b>		\$1,628,200.00	\$1,429,003.05	\$1,622,490.00	\$1,710,520.00



# Budget Worksheet Report

Budget Year 2022

Account	Account Description	2019 Actual Amount	2020 Actual Amount	2021 Adopted Budget	2022 Final
<b>Fund 100 - General</b>					
<b>REVENUE</b>					
Department <b>1115 - Payroll</b>					
<i>Departmental Earnings</i>					
5601	Miscellaneous Income	.00	.19	.00	.00
<i>Departmental Earnings Totals</i>		\$0.00	\$0.19	\$0.00	\$0.00
Department <b>1115 - Payroll Totals</b>		\$0.00	\$0.19	\$0.00	\$0.00
Department <b>1120 - General Government</b>					
Sub-Department <b>009 - County Wide General Insurance</b>					
<i>Departmental Earnings</i>					
5601	Miscellaneous Income	9,430.68	13,320.72	12,000.00	13,500.00
<i>Departmental Earnings Totals</i>		\$9,430.68	\$13,320.72	\$12,000.00	\$13,500.00
Sub-Department <b>009 - County Wide General Insurance Totals</b>		\$9,430.68	\$13,320.72	\$12,000.00	\$13,500.00
Sub-Department <b>010 - General Government Other</b>					
<i>Intergovernmental - State Grants</i>					
4210	PA Public Utility Realty Tax	48,935.27	62,535.47	60,000.00	60,000.00
4215	PA State Game Land Commission	5,226.33	5,226.33	.00	.00
4265.9072	Miscellaneous 1 Time State Grant	.00	.00	200,000.00	200,000.00
<i>Intergovernmental - State Grants Totals</i>		\$54,161.60	\$67,761.80	\$260,000.00	\$260,000.00
<i>Departmental Earnings</i>					
4617	Program Income	179,823.20	78,954.10	100,000.00	150,000.00
5505	Facility Rental	.00	18,000.00	24,000.00	24,000.00
5601	Miscellaneous Income	2,148,984.63	1,841,417.60	2,204,710.00	2,204,710.00
<i>Departmental Earnings Totals</i>		\$2,328,807.83	\$1,938,371.70	\$2,328,710.00	\$2,378,710.00
<i>Investment Earnings</i>					
4081	Interest	132.08	.00	.00	.00
<i>Investment Earnings Totals</i>		\$132.08	\$0.00	\$0.00	\$0.00
<i>Other Financing Sources</i>					
5927	Operating Transfers In	.00	.00	1,618,141.00	3,000,000.00
<i>Other Financing Sources Totals</i>		\$0.00	\$0.00	\$1,618,141.00	\$3,000,000.00
<i>Reimbursement Income</i>					
5850	Indirect Cost Reimbursement	879,241.63	878,099.05	978,635.00	1,031,728.00
5872	Rebates	14,210.75	18,011.21	10,000.00	10,000.00
5929	Special Item - Sale of Capital	30,000.00	642,479.88	.00	.00
<i>Reimbursement Income Totals</i>		\$923,452.38	\$1,538,590.14	\$988,635.00	\$1,041,728.00
Sub-Department <b>010 - General Government Other Totals</b>		\$3,306,553.89	\$3,544,723.64	\$5,195,486.00	\$6,680,438.00



# Budget Worksheet Report

Budget Year 2022

Account	Account Description	2019 Actual Amount	2020 Actual Amount	2021 Adopted Budget	2022 Final
<b>Fund 100 - General</b>					
<b>REVENUE</b>					
Department 1120 - General Government Totals		\$3,315,984.57	\$3,558,044.36	\$5,207,486.00	\$6,693,938.00
Department 2400 - Clerk of Courts					
<i>Departmental Earnings</i>					
4415	Credit Card Convenience Fee	2.28	.46	.00	5.00
4609	DUI Act 198 of 2002	31,078.96	43,938.87	50,000.00	60,000.00
4614	Miscellaneous Departmental Receipts	580,208.59	608,798.04	760,000.00	760,000.00
5601	Miscellaneous Income	.00	617.14	.00	.00
<i>Departmental Earnings Totals</i>		\$611,289.83	\$653,354.51	\$810,000.00	\$820,005.00
<i>Other Financing Sources</i>					
5927	Operating Transfers In	15,000.00	7,500.00	.00	.00
<i>Other Financing Sources Totals</i>		\$15,000.00	\$7,500.00	\$0.00	\$0.00
Department 2400 - Clerk of Courts Totals		\$626,289.83	\$660,854.51	\$810,000.00	\$820,005.00
Department 2410 - Coroner					
<i>Intergovernmental - State Grants</i>					
4235.8153	Vital Statistics Improvement	16,819.42	13,234.04	13,234.00	.00
<i>Intergovernmental - State Grants Totals</i>		\$16,819.42	\$13,234.04	\$13,234.00	\$0.00
<i>Departmental Earnings</i>					
4602	Autopsy Receipts	6,400.00	3,000.00	1,500.00	1,500.00
4619	Cremation Authorization Fees	46,290.00	53,750.00	52,000.00	52,000.00
<i>Departmental Earnings Totals</i>		\$52,690.00	\$56,750.00	\$53,500.00	\$53,500.00
<i>Investment Earnings</i>					
4081	Interest	256.68	156.00	.00	.00
<i>Investment Earnings Totals</i>		\$256.68	\$156.00	\$0.00	\$0.00
Department 2410 - Coroner Totals		\$69,766.10	\$70,140.04	\$66,734.00	\$53,500.00
Department 2420 - District Attorney					
<i>Intergovernmental - State Grants</i>					
4230.8107	Womens Center Community Revitalization	73,800.01	73,800.04	78,500.00	.00
<i>Intergovernmental - State Grants Totals</i>		\$73,800.01	\$73,800.04	\$78,500.00	\$0.00
<i>Departmental Earnings</i>					
4620	ARD Program Fees	41,528.04	42,055.41	55,000.00	.00
4621	Expungement Program Fees	7,350.82	8,533.09	12,000.00	.00
5601	Miscellaneous Income	76.24	3,657.16	.00	.00
<i>Departmental Earnings Totals</i>		\$48,955.10	\$54,245.66	\$67,000.00	\$0.00
<i>Reimbursement Income</i>					
5802	Domestics Reimbursement	3,073.00	3,255.00	5,000.00	.00
5812	Admin Expense Reimbursement (Misc)	116,544.35	118,419.60	137,000.00	.00



# Budget Worksheet Report

Budget Year 2022

Account	Account Description	2019 Actual Amount	2020 Actual Amount	2021 Adopted Budget	2022 Final
Fund <b>100 - General</b>					
<b>REVENUE</b>					
Department <b>2420 - District Attorney</b>					
<i>Reimbursement Income</i>					
5819	COVID-19 Reimbursement	.00	887,938.27	.00	.00
<i>Reimbursement Income Totals</i>		\$119,617.35	\$1,009,612.87	\$142,000.00	\$0.00
Department <b>2420 - District Attorney Totals</b>		\$242,372.46	\$1,137,658.57	\$287,500.00	\$0.00
Department <b>2421 - Emergency Service Unit (ESU)</b>					
<i>Contributions and Donations</i>					
4355	Contributions and Donations	1,095.00	.00	.00	.00
<i>Contributions and Donations Totals</i>		\$1,095.00	\$0.00	\$0.00	\$0.00
<i>Departmental Earnings</i>					
5601	Miscellaneous Income	.00	586.94	.00	.00
<i>Departmental Earnings Totals</i>		\$0.00	\$586.94	\$0.00	\$0.00
<i>Reimbursement Income</i>					
5819	COVID-19 Reimbursement	.00	33,541.96	.00	.00
<i>Reimbursement Income Totals</i>		\$0.00	\$33,541.96	\$0.00	\$0.00
Department <b>2421 - Emergency Service Unit (ESU) Totals</b>		\$1,095.00	\$34,128.90	\$0.00	\$0.00
Department <b>2430 - Prothonotary</b>					
<i>Departmental Earnings</i>					
4614	Miscellaneous Departmental Receipts	524,010.92	445,755.39	460,000.00	460,000.00
4617	Program Income	44,535.50	48,237.00	35,000.00	35,000.00
5601	Miscellaneous Income	30,794.79	21,657.39	30,000.00	30,000.00
<i>Departmental Earnings Totals</i>		\$599,341.21	\$515,649.78	\$525,000.00	\$525,000.00
Department <b>2430 - Prothonotary Totals</b>		\$599,341.21	\$515,649.78	\$525,000.00	\$525,000.00
Department <b>2440 - Register of Wills</b>					
<i>Licenses and Permits (purchasing license, not a service)</i>					
4062	Non-Business Licenses and Permit	30,636.50	26,873.50	30,000.00	30,000.00
<i>Licenses and Permits (purchasing license, not a service) Totals</i>		\$30,636.50	\$26,873.50	\$30,000.00	\$30,000.00
<i>Departmental Earnings</i>					
4607	Commission - Inheritance	61,521.06	66,823.60	60,000.00	60,000.00
4615	Register - Monthly Receipts	246,289.76	231,775.57	240,000.00	240,000.00
4618	Adoptions - Act 34 Receipts	675.00	750.00	300.00	300.00
5601	Miscellaneous Income	8,767.13	1,627.85	500.00	500.00
<i>Departmental Earnings Totals</i>		\$317,252.95	\$300,977.02	\$300,800.00	\$300,800.00



# Budget Worksheet Report

Budget Year 2022

Account	Account Description	2019 Actual Amount	2020 Actual Amount	2021 Adopted Budget	2022 Final
Fund 100 - General					
<b>REVENUE</b>					
	Department 2440 - Register of Wills Totals	\$347,889.45	\$327,850.52	\$330,800.00	\$330,800.00
	Department 2450 - Sheriff				
	<i>Licenses and Permits (purchasing license, not a service)</i>				
4061	Business Licenses and Permits	88,399.00	104,179.00	100,000.00	100,000.00
	<i>Licenses and Permits (purchasing license, not a service)</i>	\$88,399.00	\$104,179.00	\$100,000.00	\$100,000.00
	<i>Totals</i>				
	<i>Intergovernmental -- Federal Grants</i>				
4127.16835	Body Worn Camera Policy and Implementation	36,705.00	.00	.00	.00
	<i>Intergovernmental -- Federal Grants Totals</i>	\$36,705.00	\$0.00	\$0.00	\$0.00
	<i>Local Grants</i>				
4310	Non-Governmental Grants	2,695.68	7,304.32	5,000.00	5,000.00
4312	National Rifle Association Grant (NRA)	.00	1,660.00	.00	.00
	<i>Local Grants Totals</i>	\$2,695.68	\$8,964.32	\$5,000.00	\$5,000.00
	<i>Departmental Earnings</i>				
4604	Civil Writs	157,913.08	96,043.26	190,000.00	100,000.00
4614	Miscellaneous Departmental Receipts	2,009.50	2,571.92	5,000.00	3,000.00
4624	Precious Metals Registry Database Fee	2,200.00	2,400.00	2,400.00	2,400.00
5601	Miscellaneous Income	.00	43.26	.00	.00
5604	Proceeds County Auction	.00	.00	.00	15,000.00
	<i>Departmental Earnings Totals</i>	\$162,122.58	\$101,058.44	\$197,400.00	\$120,400.00
	<i>Reimbursement Income</i>				
5815	Tax Claim Posting Reimbursement	243,225.00	212,100.00	240,000.00	240,000.00
5819	COVID-19 Reimbursement	.00	2,666,360.50	.00	.00
	<i>Reimbursement Income Totals</i>	\$243,225.00	\$2,878,460.50	\$240,000.00	\$240,000.00
	Department 2450 - Sheriff Totals	\$533,147.26	\$3,092,662.26	\$542,400.00	\$465,400.00
	Department 2460 - Court Administration				
	<i>Intergovernmental - State Grants</i>				
4265.9074	State Grant Program for Court Interpreter Services (AOPC)	4,705.00	6,688.00	8,000.00	9,000.00
	<i>Intergovernmental - State Grants Totals</i>	\$4,705.00	\$6,688.00	\$8,000.00	\$9,000.00
	<i>Departmental Earnings</i>				
4605	Court Support Costs	318,845.00	318,845.00	320,000.00	320,000.00
4612	Juror Compensation Cost Reimbursement	3,336.26	.00	7,500.00	7,000.00
5601	Miscellaneous Income	.00	140.00	.00	.00
	<i>Departmental Earnings Totals</i>	\$322,181.26	\$318,985.00	\$327,500.00	\$327,000.00





# Budget Worksheet Report

Budget Year 2022

Account	Account Description	2019 Actual Amount	2020 Actual Amount	2021 Adopted Budget	2022 Final
Fund 100 - General					
<b>REVENUE</b>					
Department 2460 - Court Administration					
<i>Reimbursement Income</i>					
5808	Senior Judge Annual Reimbursement	42,954.00	55,143.00	25,000.00	20,000.00
5865	MH Funding - Monthly	65,300.04	67,095.96	67,500.00	67,500.00
<i>Reimbursement Income Totals</i>		<u>\$108,254.04</u>	<u>\$122,238.96</u>	<u>\$92,500.00</u>	<u>\$87,500.00</u>
Department 2460 - Court Administration Totals		<u>\$435,140.30</u>	<u>\$447,911.96</u>	<u>\$428,000.00</u>	<u>\$423,500.00</u>
Department 2465 - District Court					
Sub-Department 016 - MDJ 36-1-01 (Ambridge)					
<i>Departmental Earnings</i>					
4613	Magistrate Receipts	59,746.36	47,223.40	50,000.00	50,000.00
<i>Departmental Earnings Totals</i>		<u>\$59,746.36</u>	<u>\$47,223.40</u>	<u>\$50,000.00</u>	<u>\$50,000.00</u>
Sub-Department 016 - MDJ 36-1-01 (Ambridge) Totals		<u>\$59,746.36</u>	<u>\$47,223.40</u>	<u>\$50,000.00</u>	<u>\$50,000.00</u>
Sub-Department 017 - MDJ 36-3-02 (Chippewa)					
<i>Departmental Earnings</i>					
4613	Magistrate Receipts	67,150.99	49,779.23	55,000.00	50,000.00
<i>Departmental Earnings Totals</i>		<u>\$67,150.99</u>	<u>\$49,779.23</u>	<u>\$55,000.00</u>	<u>\$50,000.00</u>
Sub-Department 017 - MDJ 36-3-02 (Chippewa) Totals		<u>\$67,150.99</u>	<u>\$49,779.23</u>	<u>\$55,000.00</u>	<u>\$50,000.00</u>
Sub-Department 018 - MDJ 36-2-01 (Freedom)					
<i>Departmental Earnings</i>					
4613	Magistrate Receipts	107,197.29	82,690.07	90,000.00	85,000.00
<i>Departmental Earnings Totals</i>		<u>\$107,197.29</u>	<u>\$82,690.07</u>	<u>\$90,000.00</u>	<u>\$85,000.00</u>
Sub-Department 018 - MDJ 36-2-01 (Freedom) Totals		<u>\$107,197.29</u>	<u>\$82,690.07</u>	<u>\$90,000.00</u>	<u>\$85,000.00</u>
Sub-Department 019 - MDJ 36-3-03 (Center)					
<i>Departmental Earnings</i>					
4613	Magistrate Receipts	98,286.58	66,973.30	80,000.00	75,000.00
<i>Departmental Earnings Totals</i>		<u>\$98,286.58</u>	<u>\$66,973.30</u>	<u>\$80,000.00</u>	<u>\$75,000.00</u>
Sub-Department 019 - MDJ 36-3-03 (Center) Totals		<u>\$98,286.58</u>	<u>\$66,973.30</u>	<u>\$80,000.00</u>	<u>\$75,000.00</u>
Sub-Department 020 - MDJ 36-3-04 (Hopewell)					
<i>Departmental Earnings</i>					
4613	Magistrate Receipts	52,404.14	36,656.12	50,000.00	42,000.00
<i>Departmental Earnings Totals</i>		<u>\$52,404.14</u>	<u>\$36,656.12</u>	<u>\$50,000.00</u>	<u>\$42,000.00</u>
Sub-Department 020 - MDJ 36-3-04 (Hopewell) Totals		<u>\$52,404.14</u>	<u>\$36,656.12</u>	<u>\$50,000.00</u>	<u>\$42,000.00</u>



# Budget Worksheet Report

Budget Year 2022

Account	Account Description	2019 Actual Amount	2020 Actual Amount	2021 Adopted Budget	2022 Final
Fund <b>100 - General</b>					
<b>REVENUE</b>					
Department <b>2465 - District Court</b>					
Sub-Department <b>021 - MDJ 36-1-02 (Beaver Falls)</b>					
<i>Departmental Earnings</i>					
4613	Magistrate Receipts	66,507.05	57,205.81	51,000.00	60,000.00
	<i>Departmental Earnings Totals</i>	\$66,507.05	\$57,205.81	\$51,000.00	\$60,000.00
	Sub-Department <b>021 - MDJ 36-1-02 (Beaver Falls)</b>	\$66,507.05	\$57,205.81	\$51,000.00	\$60,000.00
	Totals				
Sub-Department <b>022 - MDJ 36-3-01 (New Brighton)</b>					
<i>Departmental Earnings</i>					
4613	Magistrate Receipts	49,679.42	48,865.69	48,000.00	50,000.00
	<i>Departmental Earnings Totals</i>	\$49,679.42	\$48,865.69	\$48,000.00	\$50,000.00
	Sub-Department <b>022 - MDJ 36-3-01 (New Brighton)</b>	\$49,679.42	\$48,865.69	\$48,000.00	\$50,000.00
	Totals				
Sub-Department <b>023 - MDJ 36-2-02 (Brighton Township)</b>					
<i>Departmental Earnings</i>					
4613	Magistrate Receipts	41,715.77	46,189.92	40,000.00	40,000.00
	<i>Departmental Earnings Totals</i>	\$41,715.77	\$46,189.92	\$40,000.00	\$40,000.00
	Sub-Department <b>023 - MDJ 36-2-02 (Brighton Township)</b>	\$41,715.77	\$46,189.92	\$40,000.00	\$40,000.00
	Totals				
	Department <b>2465 - District Court</b> Totals	\$542,687.60	\$435,583.54	\$464,000.00	\$452,000.00
Department <b>2470 - Law Library</b>					
<i>Departmental Earnings</i>					
5601	Miscellaneous Income	5,560.90	4,213.90	5,000.00	5,000.00
	<i>Departmental Earnings Totals</i>	\$5,560.90	\$4,213.90	\$5,000.00	\$5,000.00
	Department <b>2470 - Law Library</b> Totals	\$5,560.90	\$4,213.90	\$5,000.00	\$5,000.00
Department <b>3500 - Emergency Services</b>					
<i>Intergovernmental -- Federal Grants</i>					
4195.97047	Pre-Disaster Mitigation	.00	.00	50,325.00	.00
4196.97042	Emergency Management Performance Grants	31,427.00	64,901.68	34,000.00	35,696.00
	<i>Intergovernmental -- Federal Grants Totals</i>	\$31,427.00	\$64,901.68	\$84,325.00	\$35,696.00
<i>Departmental Earnings</i>					
5601	Miscellaneous Income	28.85	.00	.00	.00
	<i>Departmental Earnings Totals</i>	\$28.85	\$0.00	\$0.00	\$0.00
<i>Reimbursement Income</i>					
5803	EMS/911 Dispatch Reimbursement	2,423,201.08	2,479,947.82	2,414,000.00	2,414,000.00
5805	Haz Mat Program Quarterly Reimbursement	20,000.00	20,000.00	20,000.00	28,602.00
5812	Admin Expense Reimbursement (Misc)	101,655.00	99,644.79	112,200.00	112,800.00



# Budget Worksheet Report

Budget Year 2022

Account	Account Description	2019 Actual Amount	2020 Actual Amount	2021 Adopted Budget	2022 Final
Fund <b>100 - General</b>					
<b>REVENUE</b>					
Department <b>3500 - Emergency Services</b>					
<i>Reimbursement Income</i>					
<i>Reimbursement Income Totals</i>		\$2,544,856.08	\$2,599,592.61	\$2,546,200.00	\$2,555,402.00
Department <b>3500 - Emergency Services Totals</b>		\$2,576,311.93	\$2,664,494.29	\$2,630,525.00	\$2,591,098.00
Department <b>3510 - Jail of Beaver County</b>					
<i>Departmental Earnings</i>					
4416	Central Booking Fee	40,955.08	38,678.73	25,000.00	30,000.00
4807	Room and Board	97,816.12	19,850.94	60,000.00	50,000.00
4808	Program Income	155,501.00	149,555.26	350,000.00	200,000.00
5601	Miscellaneous Income	102.00	.00	.00	.00
<i>Departmental Earnings Totals</i>		\$294,374.20	\$208,084.93	\$435,000.00	\$280,000.00
<i>Reimbursement Income</i>					
5819	COVID-19 Reimbursement	.00	4,829,525.97	.00	.00
<i>Reimbursement Income Totals</i>		\$0.00	\$4,829,525.97	\$0.00	\$0.00
Department <b>3510 - Jail of Beaver County Totals</b>		\$294,374.20	\$5,037,610.90	\$435,000.00	\$280,000.00
Department <b>3525 - DUI Program</b>					
<i>Departmental Earnings</i>					
4617	Program Income	246,957.26	245,184.98	230,000.00	250,000.00
<i>Departmental Earnings Totals</i>		\$246,957.26	\$245,184.98	\$230,000.00	\$250,000.00
Department <b>3525 - DUI Program Totals</b>		\$246,957.26	\$245,184.98	\$230,000.00	\$250,000.00
Department <b>3530 - Adult Probation</b>					
Sub-Department <b>024 - Adult Probation</b>					
<i>Intergovernmental - State Grants</i>					
4260.9031	Grant in Aid - Probation & Parole	274,195.00	282,501.00	275,000.00	275,000.00
<i>Intergovernmental - State Grants Totals</i>		\$274,195.00	\$282,501.00	\$275,000.00	\$275,000.00
<i>Departmental Earnings</i>					
4609	DUI Act 198 of 2002	15,000.00	.00	5,000.00	5,000.00
4614	Miscellaneous Departmental Receipts	202,110.62	232,961.33	250,000.00	240,000.00
5506	Contracted Facility Rental	.00	2,250.00	.00	.00
5601	Miscellaneous Income	178,161.49	177,733.15	170,000.00	180,000.00
<i>Departmental Earnings Totals</i>		\$395,272.11	\$412,944.48	\$425,000.00	\$425,000.00
<i>Other Financing Sources</i>					
5927	Operating Transfers In	650,000.00	550,000.00	590,000.00	590,000.00
<i>Other Financing Sources Totals</i>		\$650,000.00	\$550,000.00	\$590,000.00	\$590,000.00
Sub-Department <b>024 - Adult Probation Totals</b>		\$1,319,467.11	\$1,245,445.48	\$1,290,000.00	\$1,290,000.00



# Budget Worksheet Report

Budget Year 2022

Account	Account Description	2019 Actual Amount	2020 Actual Amount	2021 Adopted Budget	2022 Final
<b>Fund 100 - General</b>					
<b>REVENUE</b>					
Department <b>3530 - Adult Probation</b>					
Sub-Department <b>025 - Intermediate Punishment</b>					
<i>Intergovernmental - State Grants</i>					
4242.8192	D&A Intermediate Punishment Program	.00	.00	80,000.00	80,000.00
	<i>Intergovernmental - State Grants Totals</i>	\$0.00	\$0.00	\$80,000.00	\$80,000.00
<i>Other Financing Sources</i>					
5927	Operating Transfers In	.00	.00	80,000.00	80,000.00
	<i>Other Financing Sources Totals</i>	\$0.00	\$0.00	\$80,000.00	\$80,000.00
	<b>Sub-Department 025 - Intermediate Punishment Totals</b>	\$0.00	\$0.00	\$160,000.00	\$160,000.00
Sub-Department <b>038 - PCCD IP Grant 28655</b>					
<i>Intergovernmental - State Grants</i>					
4242.8192	D&A Intermediate Punishment Program	104,619.28	75,883.52	80,000.00	80,000.00
	<i>Intergovernmental - State Grants Totals</i>	\$104,619.28	\$75,883.52	\$80,000.00	\$80,000.00
<i>Departmental Earnings</i>					
4609	DUI Act 198 of 2002	10,000.00	.00	.00	.00
	<i>Departmental Earnings Totals</i>	\$10,000.00	\$0.00	\$0.00	\$0.00
	<b>Sub-Department 038 - PCCD IP Grant 28655 Totals</b>	\$114,619.28	\$75,883.52	\$80,000.00	\$80,000.00
	<b>Department 3530 - Adult Probation Totals</b>	\$1,434,086.39	\$1,321,329.00	\$1,530,000.00	\$1,530,000.00
Department <b>3540 - Juvenile Probation</b>					
Sub-Department <b>026 - Court Services</b>					
<i>Intergovernmental -- Federal Grants</i>					
4182.93658	Foster Care - Title IV-E - Recovery	37,964.46	24,517.49	29,000.00	30,000.00
	<i>Intergovernmental -- Federal Grants Totals</i>	\$37,964.46	\$24,517.49	\$29,000.00	\$30,000.00
<i>Intergovernmental - State Grants</i>					
4260.9032	JCJC Grant in Aide	324,862.00	324,862.00	324,862.00	324,862.00
	<i>Intergovernmental - State Grants Totals</i>	\$324,862.00	\$324,862.00	\$324,862.00	\$324,862.00
<i>Departmental Earnings</i>					
4605	Court Support Costs	11,320.84	4,777.96	7,500.00	6,500.00
4806	Maintenance Support Payments	23,332.07	16,511.82	16,000.00	16,000.00
	<i>Departmental Earnings Totals</i>	\$34,652.91	\$21,289.78	\$23,500.00	\$22,500.00
<i>Reimbursement Income</i>					
5810	Children & Youth Reimbursement	888,136.00	473,964.00	726,000.00	725,000.00
5812	Admin Expense Reimbursement (Misc)	8,548.00	3,384.00	8,000.00	7,000.00
	<i>Reimbursement Income Totals</i>	\$896,684.00	\$477,348.00	\$734,000.00	\$732,000.00
	<b>Sub-Department 026 - Court Services Totals</b>	\$1,294,163.37	\$848,017.27	\$1,111,362.00	\$1,109,362.00
	<b>Department 3540 - Juvenile Probation Totals</b>	\$1,294,163.37	\$848,017.27	\$1,111,362.00	\$1,109,362.00



# Budget Worksheet Report

Budget Year 2022

Account	Account Description	2019 Actual Amount	2020 Actual Amount	2021 Adopted Budget	2022 Final
<b>Fund 100 - General</b>					
<b>REVENUE</b>					
Department <b>3545 - UAD Program</b>					
<i>Departmental Earnings</i>					
4617	Program Income	2,762.50	3,420.20	5,000.00	5,000.00
<i>Departmental Earnings Totals</i>		<u>\$2,762.50</u>	<u>\$3,420.20</u>	<u>\$5,000.00</u>	<u>\$5,000.00</u>
Department <b>3545 - UAD Program Totals</b>		\$2,762.50	\$3,420.20	\$5,000.00	\$5,000.00
Department <b>3546 - Positive Transition: Educational</b>					
<i>Departmental Earnings</i>					
4617	Program Income	16,335.00	5,555.00	20,000.00	20,000.00
<i>Departmental Earnings Totals</i>		<u>\$16,335.00</u>	<u>\$5,555.00</u>	<u>\$20,000.00</u>	<u>\$20,000.00</u>
Department <b>3546 - Positive Transition: Educational Totals</b>		\$16,335.00	\$5,555.00	\$20,000.00	\$20,000.00
Department <b>4000 - Beaver County Transit Authority</b>					
<i>Intergovernmental -- Federal Grants</i>					
4182.93778	Medical Assistance Program	1,198,552.50	1,183,130.50	1,045,000.00	1,246,000.00
<i>Intergovernmental -- Federal Grants Totals</i>		<u>\$1,198,552.50</u>	<u>\$1,183,130.50</u>	<u>\$1,045,000.00</u>	<u>\$1,246,000.00</u>
<i>Intergovernmental - State Grants</i>					
4205.8005	State Share	1,198,552.50	1,183,130.50	1,045,000.00	1,246,000.00
<i>Intergovernmental - State Grants Totals</i>		<u>\$1,198,552.50</u>	<u>\$1,183,130.50</u>	<u>\$1,045,000.00</u>	<u>\$1,246,000.00</u>
Department <b>4000 - Beaver County Transit Authority Totals</b>		\$2,397,105.00	\$2,366,261.00	\$2,090,000.00	\$2,492,000.00
Department <b>4550 - Department of Public Works</b>					
Sub-Department <b>028 - General</b>					
<i>Contributions and Donations</i>					
4355	Contributions and Donations	.00	410.00	.00	.00
<i>Contributions and Donations Totals</i>		<u>\$0.00</u>	<u>\$410.00</u>	<u>\$0.00</u>	<u>\$0.00</u>
<i>Departmental Earnings</i>					
5601	Miscellaneous Income	450.77	428.78	.00	.00
<i>Departmental Earnings Totals</i>		<u>\$450.77</u>	<u>\$428.78</u>	<u>\$0.00</u>	<u>\$0.00</u>
Sub-Department <b>028 - General Totals</b>		\$450.77	\$838.78	\$0.00	\$0.00
Sub-Department <b>029 - Buildings and Grounds</b>					
<i>Departmental Earnings</i>					
5505	Facility Rental	4,400.00	4,800.00	4,800.00	4,800.00
<i>Departmental Earnings Totals</i>		<u>\$4,400.00</u>	<u>\$4,800.00</u>	<u>\$4,800.00</u>	<u>\$4,800.00</u>
Sub-Department <b>029 - Buildings and Grounds Totals</b>		\$4,400.00	\$4,800.00	\$4,800.00	\$4,800.00
Department <b>4550 - Department of Public Works Totals</b>		\$4,850.77	\$5,638.78	\$4,800.00	\$4,800.00



# Budget Worksheet Report

Budget Year 2022

Account	Account Description	2019 Actual Amount	2020 Actual Amount	2021 Adopted Budget	2022 Final
<b>Fund 100 - General</b>					
<b>REVENUE</b>					
Department <b>7010 - County Parks</b>					
Sub-Department <b>030 - Parks</b>					
<i>Contributions and Donations</i>					
4355	Contributions and Donations	.00	25,000.00	.00	.00
<i>Contributions and Donations Totals</i>		\$0.00	\$25,000.00	\$0.00	\$0.00
<i>Departmental Earnings</i>					
5601	Miscellaneous Income	54.59	.00	.00	.00
<i>Departmental Earnings Totals</i>		\$54.59	\$0.00	\$0.00	\$0.00
Sub-Department <b>030 - Parks Totals</b>		\$54.59	\$25,000.00	\$0.00	\$0.00
Department <b>7010 - County Parks Totals</b>		\$54.59	\$25,000.00	\$0.00	\$0.00
Department <b>7020 - Recreation</b>					
Sub-Department <b>033 - Parks</b>					
<i>Intergovernmental - State Grants</i>					
4265.9071	Division of Tourism - Match	.00	212.50	.00	.00
<i>Intergovernmental - State Grants Totals</i>		\$0.00	\$212.50	\$0.00	\$0.00
<i>Contributions and Donations</i>					
4355	Contributions and Donations	1,000.00	780.00	3,000.00	.00
<i>Contributions and Donations Totals</i>		\$1,000.00	\$780.00	\$3,000.00	\$0.00
<i>Departmental Earnings</i>					
5504	Season Passes	.00	(1,021.00)	.00	.00
5505	Facility Rental	113,403.50	46,681.00	85,053.00	85,000.00
5601	Miscellaneous Income	75.68	.00	.00	3,000.00
5602	Sale of Property and Supplies	2,074.00	836.00	.00	800.00
<i>Departmental Earnings Totals</i>		\$115,553.18	\$46,496.00	\$85,053.00	\$88,800.00
Sub-Department <b>033 - Parks Totals</b>		\$116,553.18	\$47,488.50	\$88,053.00	\$88,800.00
Sub-Department <b>034 - Four Winds</b>					
<i>Tax</i>					
4055	Sales Tax	62.92	25.48	50.00	.00
<i>Tax Totals</i>		\$62.92	\$25.48	\$50.00	\$0.00
<i>Contributions and Donations</i>					
4355	Contributions and Donations	.00	2,178.19	.00	.00
<i>Contributions and Donations Totals</i>		\$0.00	\$2,178.19	\$0.00	\$0.00
<i>Departmental Earnings</i>					
5502	Admissions Fees	122,306.75	57,938.00	91,730.00	100,000.00
5503	Concessions	57,962.62	19,853.83	43,472.00	45,000.00
5504	Season Passes	99,011.08	63,432.74	74,258.00	75,000.00



# Budget Worksheet Report

Budget Year 2022

Account	Account Description	2019 Actual Amount	2020 Actual Amount	2021 Adopted Budget	2022 Final
<b>Fund 100 - General</b>					
<b>REVENUE</b>					
Department <b>7020 - Recreation</b>					
Sub-Department <b>034 - Four Winds</b>					
<i>Departmental Earnings</i>					
5505	Facility Rental	.00	1,150.00	.00	.00
5506	Contracted Facility Rental	346,589.79	207,211.40	300,000.00	325,000.00
5507	Private Lessons	3,718.85	2,940.60	2,789.00	4,000.00
5601	Miscellaneous Income	353.82	.00	.00	4,000.00
<i>Departmental Earnings Totals</i>		<b>\$629,942.91</b>	<b>\$352,526.57</b>	<b>\$512,249.00</b>	<b>\$553,000.00</b>
Sub-Department <b>034 - Four Winds Totals</b>		<b>\$630,005.83</b>	<b>\$354,730.24</b>	<b>\$512,299.00</b>	<b>\$553,000.00</b>
Sub-Department <b>037 - Pool</b>					
<i>Departmental Earnings</i>					
5502	Admissions Fees	23,319.00	1,450.00	23,000.00	16,000.00
5503	Concessions	5,788.99	768.71	5,500.00	4,000.00
5504	Season Passes	15,547.00	.00	15,000.00	15,000.00
5505	Facility Rental	3,270.00	.00	2,950.00	2,000.00
5601	Miscellaneous Income	57.50	.00	.00	.00
<i>Departmental Earnings Totals</i>		<b>\$47,982.49</b>	<b>\$2,218.71</b>	<b>\$46,450.00</b>	<b>\$37,000.00</b>
<i>Investment Earnings</i>					
4081	Interest	13.26	5.55	.00	.00
<i>Investment Earnings Totals</i>		<b>\$13.26</b>	<b>\$5.55</b>	<b>\$0.00</b>	<b>\$0.00</b>
Sub-Department <b>037 - Pool Totals</b>		<b>\$47,995.75</b>	<b>\$2,224.26</b>	<b>\$46,450.00</b>	<b>\$37,000.00</b>
Department <b>7020 - Recreation Totals</b>		<b>\$794,554.76</b>	<b>\$404,443.00</b>	<b>\$646,802.00</b>	<b>\$678,800.00</b>
Department <b>7030 - Library Commission</b>					
Sub-Department <b>036 - Funded Library Programs</b>					
<i>Intergovernmental - State Grants</i>					
4258.8281	Public Libraries	628,991.68	686,729.12	686,729.00	686,729.00
<i>Intergovernmental - State Grants Totals</i>		<b>\$628,991.68</b>	<b>\$686,729.12</b>	<b>\$686,729.00</b>	<b>\$686,729.00</b>
<i>Departmental Earnings</i>					
5501	Program Income - Culture/Recreation/Conservation	1,000.00	1,000.00	1,000.00	1,000.00
5601	Miscellaneous Income	8,097.36	5,082.60	6,000.00	6,000.00
<i>Departmental Earnings Totals</i>		<b>\$9,097.36</b>	<b>\$6,082.60</b>	<b>\$7,000.00</b>	<b>\$7,000.00</b>
<i>Reimbursement Income</i>					
5806	Library - Chippewa Reimbursement	40,000.00	40,000.00	40,000.00	40,000.00
5814	Library - Misc Reimbursement	12,823.85	14,864.91	9,296.00	8,480.00
<i>Reimbursement Income Totals</i>		<b>\$52,823.85</b>	<b>\$54,864.91</b>	<b>\$49,296.00</b>	<b>\$48,480.00</b>



# Budget Worksheet Report

Budget Year 2022

Account	Account Description	2019 Actual Amount	2020 Actual Amount	2021 Adopted Budget	2022 Final
Fund 100	General				
<b>REVENUE</b>					
Department 7030 - Library Commission					
Sub-Department 036 - Funded Library Programs		\$690,912.89	\$747,676.63	\$743,025.00	\$742,209.00
Totals					
Department 7030 - Library Commission Totals		\$690,912.89	\$747,676.63	\$743,025.00	\$742,209.00
Department 7040 - Waste Management					
<i>Intergovernmental - State Grants</i>					
4255.8262	Section 901 Grant Revenue	64,800.01	.00	70,000.00	.00
4255.8263	Section 902 Grant Revenue	350,000.00	.00	350,000.00	350,000.00
4255.8264	Section 903 Grant Revenue	42,648.22	44,676.55	50,000.00	51,000.00
4255.8266	Section 904 Grant Revenue	267,117.00	310,729.00	280,000.00	280,000.00
<i>Intergovernmental - State Grants Totals</i>		\$724,565.23	\$355,405.55	\$750,000.00	\$681,000.00
<i>Local Grants</i>					
4311	Shell Chemical Appalachia Recycling Program	60,000.00	60,000.00	60,000.00	.00
<i>Local Grants Totals</i>		\$60,000.00	\$60,000.00	\$60,000.00	\$0.00
<i>Departmental Earnings</i>					
5500	Land Fill Quarterly Fee	117,926.22	122,171.56	100,000.00	100,000.00
5501	Program Income - Culture/Recreation/Conservation	110,338.15	107,774.73	100,000.00	100,000.00
<i>Departmental Earnings Totals</i>		\$228,264.37	\$229,946.29	\$200,000.00	\$200,000.00
Department 7040 - Waste Management Totals		\$1,012,829.60	\$645,351.84	\$1,010,000.00	\$881,000.00
Department 8000 - Debt Payments and Administration					
<i>Departmental Earnings</i>					
5601	Miscellaneous Income	.00	.00	262,601.00	.00
<i>Departmental Earnings Totals</i>		\$0.00	\$0.00	\$262,601.00	\$0.00
<i>Investment Earnings</i>					
4081	Interest	89,514.40	82,894.49	.00	.00
<i>Investment Earnings Totals</i>		\$89,514.40	\$82,894.49	\$0.00	\$0.00
Department 8000 - Debt Payments and Administration Totals		\$89,514.40	\$82,894.49	\$262,601.00	\$0.00
Department 8400 - County Matches / Subsidies					
<i>Intergovernmental -- Federal Grants</i>					
4109.10568	Emergency Food Assistance Program (Administrative Costs)	28,032.29	9,361.33	.00	.00
<i>Intergovernmental -- Federal Grants Totals</i>		\$28,032.29	\$9,361.33	\$0.00	\$0.00
<i>Intergovernmental - State Grants</i>					
4205.8005	State Share	408,521.00	.00	.00	.00
<i>Intergovernmental - State Grants Totals</i>		\$408,521.00	\$0.00	\$0.00	\$0.00





# Budget Worksheet Report

Budget Year 2022

Account	Account Description	2019 Actual Amount	2020 Actual Amount	2021 Adopted Budget	2022 Final
Fund <b>100 - General</b>					
<b>REVENUE</b>					
Department <b>8400 - County Matches / Subsidies</b>					
<i>Departmental Earnings</i>					
5601	Miscellaneous Income	.00	87.70	.00	.00
<i>Departmental Earnings Totals</i>		\$0.00	\$87.70	\$0.00	\$0.00
Department <b>8400 - County Matches / Subsidies Totals</b>		\$436,553.29	\$9,449.03	\$0.00	\$0.00
<b>REVENUE TOTALS</b>		\$79,437,693.89	\$85,146,041.30	\$81,319,195.00	\$82,032,165.00
<b>EXPENSE</b>					
Department <b>1100 - Commissioners</b>					
<i>Wages and Salaries</i>					
6005	Elected Officials	230,788.42	225,456.50	225,000.00	227,520.00
6006	Full Time Wages	182,121.46	195,892.99	195,300.00	203,300.00
<i>Wages and Salaries Totals</i>		\$412,909.88	\$421,349.49	\$420,300.00	\$430,820.00
<i>Premium Wages</i>					
6077	Contracted Sick & Vacation Buy Back	.00	2,423.60	1,355.00	1,355.00
6078	Lump Sum Longevity Pay	.00	.00	500.00	500.00
<i>Premium Wages Totals</i>		\$0.00	\$2,423.60	\$1,855.00	\$1,855.00
<i>Fringe Benefits</i>					
6101	FICA	24,946.35	25,790.73	26,100.00	26,710.00
6102	Medicare	5,834.23	6,031.70	6,102.00	6,250.00
6104	Health	100,645.72	86,400.00	106,800.00	95,040.00
6105	Dental	4,236.35	4,192.33	4,243.00	4,243.00
6106	Vision	1,114.65	1,103.07	1,117.00	1,117.00
6107	Life	1,125.95	618.08	520.00	520.00
6108	Sick & Accident	793.84	766.23	888.00	888.00
<i>Fringe Benefits Totals</i>		\$138,697.09	\$124,902.14	\$145,770.00	\$134,768.00
<i>Fringe Benefits Other</i>					
6103	Retirement	35,857.33	38,166.16	42,518.00	43,959.00
6109	Workers Compensation	437.07	458.05	500.00	500.00
6111	Waiver of Health Insurance	.00	2,999.88	3,000.00	3,000.00
<i>Fringe Benefits Other Totals</i>		\$36,294.40	\$41,624.09	\$46,018.00	\$47,459.00
<i>Personnel Expense</i>					
6201	Dues / Memberships	65.00	455.00	600.00	600.00
6202	Books and Subscriptions	.00	554.30	162.00	162.00
<i>Personnel Expense Totals</i>		\$65.00	\$1,009.30	\$762.00	\$762.00



# Budget Worksheet Report

Budget Year 2022

Account	Account Description	2019 Actual Amount	2020 Actual Amount	2021 Adopted Budget	2022 Final
<b>Fund 100 - General</b>					
<b>EXPENSE</b>					
Department <b>1100 - Commissioners</b>					
Occupancy					
6413	Storage	1,649.01	1,801.59	1,500.00	1,500.00
6416	Cable	282.52	1,589.09	1,740.00	1,740.00
<i>Occupancy Totals</i>		<b>\$1,931.53</b>	<b>\$3,390.68</b>	<b>\$3,240.00</b>	<b>\$3,240.00</b>
Communication					
6502	Cellular / Air Card Service	2,983.90	2,344.62	4,000.00	4,000.00
6504	Postage	123.29	161.92	500.00	500.00
6507	Advertising	2,843.22	3,961.86	5,000.00	5,000.00
<i>Communication Totals</i>		<b>\$5,950.41</b>	<b>\$6,468.40</b>	<b>\$9,500.00</b>	<b>\$9,500.00</b>
Supplies and Minor Equipment					
6601.1607	Supplies - Other	3,661.45	9,989.21	9,000.00	9,000.00
6602	Minor Equipment Purchases	137.10	802.18	1,000.00	1,000.00
6606	Maintenance Agreements	3,617.75	1,974.38	3,500.00	3,500.00
<i>Supplies and Minor Equipment Totals</i>		<b>\$7,416.30</b>	<b>\$12,765.77</b>	<b>\$13,500.00</b>	<b>\$13,500.00</b>
Transportation					
6751	Travel	11,017.57	1,176.64	15,000.00	15,000.00
<i>Transportation Totals</i>		<b>\$11,017.57</b>	<b>\$1,176.64</b>	<b>\$15,000.00</b>	<b>\$15,000.00</b>
Consultant / Contracted Services					
6860	Misc Contracted Services	119,891.58	132,551.74	120,000.00	120,000.00
<i>Consultant / Contracted Services Totals</i>		<b>\$119,891.58</b>	<b>\$132,551.74</b>	<b>\$120,000.00</b>	<b>\$120,000.00</b>
General Administration					
7122	Other Expenses	2,236.81	159.74	2,000.00	2,000.00
7125	COVID-19 Expenses	.00	11,860.45	.00	.00
<i>General Administration Totals</i>		<b>\$2,236.81</b>	<b>\$12,020.19</b>	<b>\$2,000.00</b>	<b>\$2,000.00</b>
Department <b>1100 - Commissioners Totals</b>		<b>\$736,410.57</b>	<b>\$759,682.04</b>	<b>\$777,945.00</b>	<b>\$778,904.00</b>
Department <b>1101 - Controller</b>					
Wages and Salaries					
6005	Elected Officials	73,509.05	72,196.47	69,100.00	69,885.00
6006	Full Time Wages	303,824.60	335,773.11	332,600.00	368,100.00
6007	Part Time Wages	5,286.52	5,767.76	5,741.00	5,741.00
6008	Other Wages - Temp / Season / Etc	11,914.40	7,204.29	12,700.00	22,700.00
6082	Early Exit Incentive Payments	8,000.00	.00	.00	.00
<i>Wages and Salaries Totals</i>		<b>\$402,534.57</b>	<b>\$420,941.63</b>	<b>\$420,141.00</b>	<b>\$466,426.00</b>



# Budget Worksheet Report

Budget Year 2022

Account	Account Description	2019 Actual Amount	2020 Actual Amount	2021 Adopted Budget	2022 Final
Fund <b>100 - General</b>					
<b>EXPENSE</b>					
Department <b>1101 - Controller</b>					
<i>Premium Wages</i>					
6077	Contracted Sick & Vacation Buy Back	690.05	3,369.23	13,110.00	13,100.00
6078	Lump Sum Longevity Pay	1,500.00	500.00	750.00	750.00
	<i>Premium Wages Totals</i>	<b>\$2,190.05</b>	<b>\$3,869.23</b>	<b>\$13,860.00</b>	<b>\$13,850.00</b>
<i>Fringe Benefits</i>					
6101	FICA	28,308.62	27,703.41	27,689.00	28,915.00
6102	Medicare	6,620.49	6,479.10	6,471.00	6,763.00
6104	Health	115,200.00	94,800.00	113,920.00	110,880.00
6105	Dental	4,848.96	3,990.29	3,880.00	4,850.00
6106	Vision	1,275.84	1,049.91	1,021.00	1,276.00
6107	Life	1,283.70	639.10	549.00	594.00
6108	Sick & Accident	1,397.39	1,150.14	1,421.00	1,554.00
	<i>Fringe Benefits Totals</i>	<b>\$158,935.00</b>	<b>\$135,811.95</b>	<b>\$154,951.00</b>	<b>\$154,832.00</b>
<i>Fringe Benefits Other</i>					
6103	Retirement	31,232.05	35,016.39	39,012.00	43,217.00
6109	Workers Compensation	914.09	837.63	896.00	896.00
6110	Unemployment Compensation	.00	12,916.70	11,200.00	.00
6111	Waiver of Health Insurance	.00	1,384.56	3,000.00	3,000.00
	<i>Fringe Benefits Other Totals</i>	<b>\$32,146.14</b>	<b>\$50,155.28</b>	<b>\$54,108.00</b>	<b>\$47,113.00</b>
<i>Personnel Expense</i>					
6201	Dues / Memberships	840.00	1,590.00	2,000.00	2,000.00
6202	Books and Subscriptions	760.00	856.30	857.00	857.00
6203	Training	.00	200.00	2,000.00	2,000.00
6209	Employee Physicals	.00	457.00	.00	.00
6213	Background Checks	.00	147.55	.00	.00
	<i>Personnel Expense Totals</i>	<b>\$1,600.00</b>	<b>\$3,250.85</b>	<b>\$4,857.00</b>	<b>\$4,857.00</b>
<i>Occupancy</i>					
6413	Storage	3,509.35	6,913.83	3,966.00	7,000.00
	<i>Occupancy Totals</i>	<b>\$3,509.35</b>	<b>\$6,913.83</b>	<b>\$3,966.00</b>	<b>\$7,000.00</b>
<i>Communication</i>					
6501	Telephone / Internet	.00	514.47	546.00	545.00
6504	Postage	277.73	6,010.29	7,200.00	7,000.00
	<i>Communication Totals</i>	<b>\$277.73</b>	<b>\$6,524.76</b>	<b>\$7,746.00</b>	<b>\$7,545.00</b>



# Budget Worksheet Report

Budget Year 2022

Account	Account Description	2019 Actual Amount	2020 Actual Amount	2021 Adopted Budget	2022 Final
<b>Fund 100 - General</b>					
<b>EXPENSE</b>					
Department <b>1101 - Controller</b>					
<i>Supplies and Minor Equipment</i>					
6601.1607	Supplies - Other	5,384.43	4,610.96	4,155.00	4,700.00
6602	Minor Equipment Purchases	5,667.43	3,667.42	750.00	1,250.00
6606	Maintenance Agreements	1,191.42	2,238.94	1,712.00	1,750.00
<i>Supplies and Minor Equipment Totals</i>		<b>\$12,243.28</b>	<b>\$10,517.32</b>	<b>\$6,617.00</b>	<b>\$7,700.00</b>
<i>Transportation</i>					
6751	Travel	.00	166.75	3,000.00	2,000.00
<i>Transportation Totals</i>		<b>\$0.00</b>	<b>\$166.75</b>	<b>\$3,000.00</b>	<b>\$2,000.00</b>
<i>General Administration</i>					
7122	Other Expenses	68.00	.00	.00	.00
7125	COVID-19 Expenses	.00	2,946.24	.00	.00
<i>General Administration Totals</i>		<b>\$68.00</b>	<b>\$2,946.24</b>	<b>\$0.00</b>	<b>\$0.00</b>
Department <b>1101 - Controller Totals</b>		<b>\$613,504.12</b>	<b>\$641,097.84</b>	<b>\$669,246.00</b>	<b>\$711,323.00</b>
Department <b>1102 - Treasurer</b>					
<i>Wages and Salaries</i>					
6005	Elected Officials	71,254.79	70,736.35	69,100.00	69,885.00
6006	Full Time Wages	298,543.35	295,691.67	298,800.00	323,000.00
6007	Part Time Wages	41,779.78	18,802.38	22,500.00	27,000.00
6082	Early Exit Incentive Payments	8,000.00	.00	.00	.00
<i>Wages and Salaries Totals</i>		<b>\$419,577.92</b>	<b>\$385,230.40</b>	<b>\$390,400.00</b>	<b>\$419,885.00</b>
<i>Premium Wages</i>					
6077	Contracted Sick & Vacation Buy Back	.00	.00	600.00	600.00
6078	Lump Sum Longevity Pay	250.00	.00	250.00	250.00
6080	Overtime	2,319.18	3,485.81	8,000.00	10,000.00
<i>Premium Wages Totals</i>		<b>\$2,569.18</b>	<b>\$3,485.81</b>	<b>\$8,850.00</b>	<b>\$10,850.00</b>
<i>Fringe Benefits</i>					
6101	FICA	25,526.65	23,407.30	25,938.00	26,026.00
6102	Medicare	5,969.95	5,474.27	6,067.00	6,087.00
6104	Health	141,754.28	133,200.00	160,200.00	158,400.00
6105	Dental	5,966.67	5,606.61	6,062.00	6,062.00
6106	Vision	1,569.93	1,475.19	1,595.00	1,595.00
6107	Life	1,578.35	860.38	742.00	742.00
6108	Sick & Accident	1,607.31	1,481.66	1,998.00	1,998.00



# Budget Worksheet Report

Budget Year 2022

Account	Account Description	2019 Actual Amount	2020 Actual Amount	2021 Adopted Budget	2022 Final
Fund <b>100 - General</b>					
<b>EXPENSE</b>					
Department <b>1102 - Treasurer</b>					
Fringe Benefits					
<i>Fringe Benefits Totals</i>		\$183,973.14	\$171,505.41	\$202,602.00	\$200,910.00
<i>Fringe Benefits Other</i>					
6103	Retirement	31,110.62	34,418.70	38,346.00	40,554.00
6109	Workers Compensation	884.37	732.73	824.00	824.00
6110	Unemployment Compensation	.00	6,162.00	.00	.00
<i>Fringe Benefits Other Totals</i>		\$31,994.99	\$41,313.43	\$39,170.00	\$41,378.00
<i>Personnel Expense</i>					
6201	Dues / Memberships	600.00	833.50	1,600.00	4,000.00
6202	Books and Subscriptions	.00	.00	100.00	100.00
6203	Training	.00	790.00	1,000.00	1,000.00
6209	Employee Physicals	136.00	321.00	200.00	200.00
6213	Background Checks	23.85	45.85	50.00	50.00
<i>Personnel Expense Totals</i>		\$759.85	\$1,990.35	\$2,950.00	\$5,350.00
<i>Occupancy</i>					
6413	Storage	3,393.82	3,229.72	4,500.00	4,500.00
<i>Occupancy Totals</i>		\$3,393.82	\$3,229.72	\$4,500.00	\$4,500.00
<i>Communication</i>					
6502	Cellular / Air Card Service	.00	520.52	1,200.00	1,200.00
6504	Postage	17,470.49	14,121.70	11,000.00	11,000.00
6505	Postage - Tax Billing	28,567.77	29,293.56	45,000.00	45,000.00
6507	Advertising	.00	3,370.50	.00	.00
<i>Communication Totals</i>		\$46,038.26	\$47,306.28	\$57,200.00	\$57,200.00
<i>Supplies and Minor Equipment</i>					
6601.1605	Supplies - Tax Billing	5,460.00	7,340.00	7,461.00	7,500.00
6601.1607	Supplies - Other	15,630.70	18,007.19	22,000.00	23,000.00
6602	Minor Equipment Purchases	.00	.00	.00	2,700.00
6606	Maintenance Agreements	12,614.31	13,228.61	13,312.00	13,312.00
<i>Supplies and Minor Equipment Totals</i>		\$33,705.01	\$38,575.80	\$42,773.00	\$46,512.00
<i>Transportation</i>					
6751	Travel	850.00	.00	500.00	500.00
<i>Transportation Totals</i>		\$850.00	\$0.00	\$500.00	\$500.00



# Budget Worksheet Report

Budget Year 2022

Account	Account Description	2019 Actual Amount	2020 Actual Amount	2021 Adopted Budget	2022 Final
Fund <b>100 - General</b>					
<b>EXPENSE</b>					
Department <b>1102 - Treasurer</b>					
<i>Consultant / Contracted Services</i>					
6860	Misc Contracted Services	.00	.00	3,000.00	3,000.00
	<i>Consultant / Contracted Services Totals</i>	\$0.00	\$0.00	\$3,000.00	\$3,000.00
<i>General Administration</i>					
7118	Bank Charges / Bank Interest	667.50	432.50	1,200.00	1,200.00
7125	COVID-19 Expenses	.00	7,827.09	.00	2,000.00
	<i>General Administration Totals</i>	\$667.50	\$8,259.59	\$1,200.00	\$3,200.00
<i>Tax Expenses</i>					
7701	Clean and Green Disbursements	4,481.29	3,758.41	4,000.00	4,000.00
	<i>Tax Expenses Totals</i>	\$4,481.29	\$3,758.41	\$4,000.00	\$4,000.00
<i>Capital Outlay</i>					
7754	Capital Outlay - Equipment	.00	26,589.46	.00	.00
	<i>Capital Outlay Totals</i>	\$0.00	\$26,589.46	\$0.00	\$0.00
<i>Contra Revenue Accounts</i>					
7851	Tax Refunds	.00	644,966.30	.00	.00
7857	Center TIF - Escrow @ Wells	172,504.50	230,122.71	168,000.00	168,000.00
	<i>Contra Revenue Accounts Totals</i>	\$172,504.50	\$875,089.01	\$168,000.00	\$168,000.00
	Department <b>1102 - Treasurer Totals</b>	\$900,515.46	\$1,606,333.67	\$925,145.00	\$965,285.00
Department <b>1103 - Recorder of Deeds</b>					
<i>Wages and Salaries</i>					
6005	Elected Officials	70,970.69	69,599.95	69,100.00	69,885.00
6006	Full Time Wages	200,335.80	148,869.85	148,500.00	155,000.00
6007	Part Time Wages	5,608.89	5,786.69	5,800.00	5,800.00
6082	Early Exit Incentive Payments	16,000.00	.00	.00	.00
	<i>Wages and Salaries Totals</i>	\$292,915.38	\$224,256.49	\$223,400.00	\$230,685.00
<i>Premium Wages</i>					
6077	Contracted Sick & Vacation Buy Back	.00	.00	300.00	300.00
6080	Overtime	87.39	143.48	.00	1,000.00
	<i>Premium Wages Totals</i>	\$87.39	\$143.48	\$300.00	\$1,300.00
<i>Fringe Benefits</i>					
6101	FICA	17,675.45	13,596.32	13,900.00	15,255.00
6102	Medicare	4,111.90	3,179.77	3,240.00	3,334.00
6104	Health	100,800.00	78,000.00	106,800.00	95,040.00
6105	Dental	4,242.84	3,633.00	4,849.00	3,637.00



# Budget Worksheet Report

Budget Year 2022

Account	Account Description	2019 Actual Amount	2020 Actual Amount	2021 Adopted Budget	2022 Final
Fund <b>100 - General</b>					
<b>EXPENSE</b>					
Department <b>1103 - Recorder of Deeds</b>					
<i>Fringe Benefits</i>					
6106	Vision	1,116.36	955.90	1,276.00	957.00
6107	Life	1,123.50	540.44	594.00	445.00
6108	Sick & Accident	1,092.98	899.69	1,554.00	1,110.00
<i>Fringe Benefits Totals</i>		<b>\$130,163.03</b>	<b>\$100,805.12</b>	<b>\$132,213.00</b>	<b>\$119,778.00</b>
<i>Fringe Benefits Other</i>					
6103	Retirement	22,196.19	25,085.51	27,948.00	23,411.00
6109	Workers Compensation	487.01	354.23	400.00	385.00
6111	Waiver of Health Insurance	.00	1,615.32	3,000.00	.00
<i>Fringe Benefits Other Totals</i>		<b>\$22,683.20</b>	<b>\$27,055.06</b>	<b>\$31,348.00</b>	<b>\$23,796.00</b>
<i>Personnel Expense</i>					
6201	Dues / Memberships	600.00	750.00	750.00	750.00
6202	Books and Subscriptions	.00	238.50	250.00	300.00
<i>Personnel Expense Totals</i>		<b>\$600.00</b>	<b>\$988.50</b>	<b>\$1,000.00</b>	<b>\$1,050.00</b>
<i>Occupancy</i>					
6413	Storage	1,432.42	1,562.64	1,565.00	1,565.00
<i>Occupancy Totals</i>		<b>\$1,432.42</b>	<b>\$1,562.64</b>	<b>\$1,565.00</b>	<b>\$1,565.00</b>
<i>Communication</i>					
6504	Postage	883.47	791.49	1,200.00	1,200.00
<i>Communication Totals</i>		<b>\$883.47</b>	<b>\$791.49</b>	<b>\$1,200.00</b>	<b>\$1,200.00</b>
<i>Supplies and Minor Equipment</i>					
6414.1404	Repairs & Maintenance - Equipment	338.39	1,075.00	500.00	500.00
6601.1607	Supplies - Other	5,214.20	4,944.15	6,000.00	6,000.00
6602	Minor Equipment Purchases	.00	960.00	.00	.00
6606	Maintenance Agreements	7,033.28	7,366.01	10,000.00	10,000.00
<i>Supplies and Minor Equipment Totals</i>		<b>\$12,585.87</b>	<b>\$14,345.16</b>	<b>\$16,500.00</b>	<b>\$16,500.00</b>
<i>Transportation</i>					
6751	Travel	875.18	.00	2,800.00	2,800.00
<i>Transportation Totals</i>		<b>\$875.18</b>	<b>\$0.00</b>	<b>\$2,800.00</b>	<b>\$2,800.00</b>
<i>Consultant / Contracted Services</i>					
6855	Computer Consultants Support	52,644.00	52,644.00	52,644.00	52,644.00
<i>Consultant / Contracted Services Totals</i>		<b>\$52,644.00</b>	<b>\$52,644.00</b>	<b>\$52,644.00</b>	<b>\$52,644.00</b>
<i>General Administration</i>					
7125	COVID-19 Expenses	.00	1,278.00	.00	.00



# Budget Worksheet Report

Budget Year 2022

Account	Account Description	2019 Actual Amount	2020 Actual Amount	2021 Adopted Budget	2022 Final
Fund <b>100 - General</b>					
<b>EXPENSE</b>					
Department <b>1103 - Recorder of Deeds</b>					
General Administration					
<i>General Administration Totals</i>		\$0.00	\$1,278.00	\$0.00	\$0.00
Department <b>1103 - Recorder of Deeds Totals</b>		\$514,869.94	\$423,869.94	\$462,970.00	\$451,318.00
Department <b>1104 - Legal Department</b>					
Wages and Salaries					
6006	Full Time Wages	131,533.65	103,052.10	132,700.00	138,000.00
6007	Part Time Wages	85,203.40	88,195.30	87,300.00	189,266.00
6008	Other Wages - Temp / Season / Etc	20,500.28	22,437.07	22,000.00	.00
<i>Wages and Salaries Totals</i>		\$237,237.33	\$213,684.47	\$242,000.00	\$327,266.00
Premium Wages					
6077	Contracted Sick & Vacation Buy Back	.00	.00	300.00	300.00
6078	Lump Sum Longevity Pay	250.00	250.00	250.00	250.00
6081	Premium Pay	1,638.40	125.00	.00	.00
<i>Premium Wages Totals</i>		\$1,888.40	\$375.00	\$550.00	\$550.00
Fringe Benefits					
6101	FICA	14,693.02	15,320.36	15,100.00	20,246.00
6102	Medicare	3,436.27	3,583.01	3,513.00	4,735.00
6104	Health	14,400.00	14,400.00	17,800.00	15,840.00
6105	Dental	606.12	606.12	1,819.00	1,213.00
6106	Vision	159.48	159.48	479.00	319.00
6107	Life	320.40	180.48	223.00	149.00
6108	Sick & Accident	402.57	386.80	667.00	444.00
<i>Fringe Benefits Totals</i>		\$34,017.86	\$34,636.25	\$39,601.00	\$42,946.00
Fringe Benefits Other					
6103	Retirement	10,899.68	12,332.48	13,740.00	19,992.00
6109	Workers Compensation	569.30	578.65	600.00	784.00
6111	Waiver of Health Insurance	.00	2,976.80	3,000.00	3,000.00
<i>Fringe Benefits Other Totals</i>		\$11,468.98	\$15,887.93	\$17,340.00	\$23,776.00
Personnel Expense					
6201	Dues / Memberships	585.00	200.00	585.00	585.00
6202	Books and Subscriptions	5,628.44	3,849.94	4,500.00	4,000.00
6203	Training	.00	.00	.00	500.00





# Budget Worksheet Report

Budget Year 2022

Account	Account Description	2019 Actual Amount	2020 Actual Amount	2021 Adopted Budget	2022 Final
Fund <b>100 - General</b>					
<b>EXPENSE</b>					
Department <b>1104 - Legal Department</b>					
<i>Personnel Expense</i>					
<i>Personnel Expense Totals</i>		\$6,213.44	\$4,049.94	\$5,085.00	\$5,085.00
<i>Occupancy</i>					
6413	Storage	355.85	388.20	400.00	400.00
<i>Occupancy Totals</i>		\$355.85	\$388.20	\$400.00	\$400.00
<i>Communication</i>					
6504	Postage	478.84	194.53	400.00	400.00
<i>Communication Totals</i>		\$478.84	\$194.53	\$400.00	\$400.00
<i>Supplies and Minor Equipment</i>					
6601.1607	Supplies - Other	1,566.81	1,255.19	2,500.00	2,500.00
6602	Minor Equipment Purchases	.00	.00	.00	7,500.00
6606	Maintenance Agreements	1,523.26	1,695.29	1,500.00	1,500.00
<i>Supplies and Minor Equipment Totals</i>		\$3,090.07	\$2,950.48	\$4,000.00	\$11,500.00
<i>Transportation</i>					
6751	Travel	1,714.93	499.05	2,000.00	1,500.00
<i>Transportation Totals</i>		\$1,714.93	\$499.05	\$2,000.00	\$1,500.00
<i>Consultant / Contracted Services</i>					
6853	Legal	40,521.15	15,526.10	35,000.00	10,000.00
<i>Consultant / Contracted Services Totals</i>		\$40,521.15	\$15,526.10	\$35,000.00	\$10,000.00
<i>General Administration</i>					
7122	Other Expenses	.00	194.94	.00	.00
<i>General Administration Totals</i>		\$0.00	\$194.94	\$0.00	\$0.00
<b>Department 1104 - Legal Department Totals</b>		<b>\$336,986.85</b>	<b>\$288,386.89</b>	<b>\$346,376.00</b>	<b>\$423,423.00</b>
Department <b>1105 - Human Resources</b>					
<i>Wages and Salaries</i>					
6006	Full Time Wages	179,079.68	197,454.03	221,200.00	215,000.00
6082	Early Exit Incentive Payments	8,000.00	.00	.00	.00
<i>Wages and Salaries Totals</i>		\$187,079.68	\$197,454.03	\$221,200.00	\$215,000.00
<i>Premium Wages</i>					
6077	Contracted Sick & Vacation Buy Back	.00	2,122.78	100,000.00	50,000.00
6078	Lump Sum Longevity Pay	500.00	500.00	500.00	500.00
6081	Premium Pay	1,638.40	.00	.00	.00
<i>Premium Wages Totals</i>		\$2,138.40	\$2,622.78	\$100,500.00	\$50,500.00



# Budget Worksheet Report

Budget Year 2022

Account	Account Description	2019 Actual Amount	2020 Actual Amount	2021 Adopted Budget	2022 Final
Fund <b>100 - General</b>					
<b>EXPENSE</b>					
Department <b>1105 - Human Resources</b>					
<i>Fringe Benefits</i>					
6101	FICA	11,489.12	12,368.99	13,800.00	13,278.00
6102	Medicare	2,686.98	2,892.73	3,215.00	3,106.00
6104	Health	28,800.00	28,800.00	35,600.00	31,680.00
6105	Dental	1,212.24	1,212.24	2,425.00	2,425.00
6106	Vision	318.96	318.96	638.00	638.00
6107	Life	17,884.23	98,081.96	297.00	297.00
6108	Sick & Accident	597.19	638.68	888.00	888.00
<i>Fringe Benefits Totals</i>		<b>\$62,988.72</b>	<b>\$144,313.56</b>	<b>\$56,863.00</b>	<b>\$52,312.00</b>
<i>Fringe Benefits Other</i>					
6103	Retirement	13,122.68	16,750.37	18,662.00	20,652.00
6109	Workers Compensation	532.24	516.04	650.00	611.00
6110	Unemployment Compensation	(8.81)	3,499.12	112,355.00	85,955.00
6111	Waiver of Health Insurance	.00	4,015.22	6,000.00	6,000.00
<i>Fringe Benefits Other Totals</i>		<b>\$13,646.11</b>	<b>\$24,780.75</b>	<b>\$137,667.00</b>	<b>\$113,218.00</b>
<i>Personnel Expense</i>					
6201	Dues / Memberships	.00	.00	.00	3,600.00
6202	Books and Subscriptions	.00	.00	2,700.00	200.00
6203	Training	1,671.25	2,848.00	4,000.00	10,500.00
6207	Safety Committee	14,332.77	25,650.65	3,000.00	3,000.00
6209	Employee Physicals	49.00	.00	136.00	136.00
6211.1200	Education Commissioners Unit	2,251.99	748.00	5,000.00	3,500.00
6211.1201	Education Court Appointed - Non-Professional	.00	.00	5,000.00	2,000.00
6211.1202	Education Court Professional	4,882.20	.00	5,000.00	3,000.00
6211.1203	Education Jail Guard Unit	.00	.00	5,000.00	6,500.00
6211.1204	Education Court Related - Non-Professional	.00	.00	5,000.00	3,500.00
6211.1206	Education Non-Bargaining Employee	16,962.20	22,274.19	5,000.00	5,000.00
6211.1207	Education Detective	2,144.99	2,294.00	5,400.00	5,400.00
6211.1208	Education Sheriff Union	.00	.00	3,500.00	3,500.00
6212	Employee Assistance Program	7,992.00	8,153.97	12,078.00	12,078.00
6213	Background Checks	.00	.00	46.00	46.00
<i>Personnel Expense Totals</i>		<b>\$50,286.40</b>	<b>\$61,968.81</b>	<b>\$60,860.00</b>	<b>\$61,960.00</b>



# Budget Worksheet Report

Budget Year 2022

Account	Account Description	2019 Actual Amount	2020 Actual Amount	2021 Adopted Budget	2022 Final
<b>Fund 100 - General</b>					
<b>EXPENSE</b>					
Department <b>1105 - Human Resources</b>					
Occupancy					
6413	Storage	532.72	2,045.47	2,400.00	1,000.00
<i>Occupancy Totals</i>		<u>\$532.72</u>	<u>\$2,045.47</u>	<u>\$2,400.00</u>	<u>\$1,000.00</u>
Communication					
6502	Cellular / Air Card Service	.00	45.75	.00	.00
6504	Postage	644.74	627.68	800.00	800.00
6506	Printing	606.96	202.50	1,000.00	200.00
<i>Communication Totals</i>		<u>\$1,251.70</u>	<u>\$875.93</u>	<u>\$1,800.00</u>	<u>\$1,000.00</u>
Supplies and Minor Equipment					
6414.1401	Repairs & Maintenance - Buildings	.00	6,663.99	.00	.00
6601.1607	Supplies - Other	340.83	1,604.40	1,500.00	1,500.00
6602	Minor Equipment Purchases	698.76	.00	.00	.00
6606	Maintenance Agreements	2,284.78	2,733.89	3,000.00	3,000.00
<i>Supplies and Minor Equipment Totals</i>		<u>\$3,324.37</u>	<u>\$11,002.28</u>	<u>\$4,500.00</u>	<u>\$4,500.00</u>
Transportation					
6751	Travel	.00	.00	100.00	5,000.00
<i>Transportation Totals</i>		<u>\$0.00</u>	<u>\$0.00</u>	<u>\$100.00</u>	<u>\$5,000.00</u>
Consultant / Contracted Services					
6854	Arbitrations	.00	4,688.80	20,000.00	20,000.00
6860	Misc Contracted Services	2,500.00	2,500.00	2,500.00	.00
<i>Consultant / Contracted Services Totals</i>		<u>\$2,500.00</u>	<u>\$7,188.80</u>	<u>\$22,500.00</u>	<u>\$20,000.00</u>
<b>Department 1105 - Human Resources Totals</b>		<u>\$323,748.10</u>	<u>\$452,252.41</u>	<u>\$608,390.00</u>	<u>\$524,490.00</u>
Department <b>1106 - Information Technology</b>					
Wages and Salaries					
6006	Full Time Wages	358,336.27	329,002.21	374,031.00	393,000.00
6008	Other Wages - Temp / Season / Etc	78,576.03	79,303.98	81,420.00	81,420.00
6082	Early Exit Incentive Payments	24,000.00	.00	.00	.00
<i>Wages and Salaries Totals</i>		<u>\$460,912.30</u>	<u>\$408,306.19</u>	<u>\$455,451.00</u>	<u>\$474,420.00</u>
Premium Wages					
6077	Contracted Sick & Vacation Buy Back	300.02	5,798.39	1,000.00	1,000.00
6078	Lump Sum Longevity Pay	1,500.00	1,500.00	1,500.00	1,500.00
<i>Premium Wages Totals</i>		<u>\$1,800.02</u>	<u>\$7,298.39</u>	<u>\$2,500.00</u>	<u>\$2,500.00</u>
Fringe Benefits					
6101	FICA	28,092.26	25,583.62	28,400.00	29,357.00



# Budget Worksheet Report

Budget Year 2022

Account	Account Description	2019 Actual Amount	2020 Actual Amount	2021 Adopted Budget	2022 Final
Fund <b>100 - General</b>					
<b>EXPENSE</b>					
Department <b>1106 - Information Technology</b>					
<i>Fringe Benefits</i>					
6102	Medicare	6,591.82	5,983.26	6,641.00	6,866.00
6104	Health	69,600.00	51,600.00	71,200.00	47,520.00
6105	Dental	2,929.58	2,474.99	3,031.00	3,031.00
6106	Vision	770.82	651.21	798.00	798.00
6107	Life	777.40	451.20	371.00	371.00
6108	Sick & Accident	981.54	965.54	1,110.00	1,110.00
<i>Fringe Benefits Totals</i>		<b>\$109,743.42</b>	<b>\$87,709.82</b>	<b>\$111,551.00</b>	<b>\$89,053.00</b>
<i>Fringe Benefits Other</i>					
6103	Retirement	26,020.26	33,260.42	37,055.00	34,481.00
6109	Workers Compensation	1,128.85	1,003.93	1,250.00	1,255.00
6111	Waiver of Health Insurance	.00	4,615.20	6,000.00	6,000.00
<i>Fringe Benefits Other Totals</i>		<b>\$27,149.11</b>	<b>\$38,879.55</b>	<b>\$44,305.00</b>	<b>\$41,736.00</b>
<i>Personnel Expense</i>					
6203	Training	.00	.00	3,900.00	3,900.00
6209	Employee Physicals	136.00	.00	.00	.00
<i>Personnel Expense Totals</i>		<b>\$136.00</b>	<b>\$0.00</b>	<b>\$3,900.00</b>	<b>\$3,900.00</b>
<i>Communication</i>					
6501	Telephone / Internet	15,491.26	17,020.82	17,700.00	20,600.00
6502	Cellular / Air Card Service	3,810.56	2,915.56	4,000.00	4,000.00
6503	Data Circuits	23,066.16	24,622.32	30,200.00	31,400.00
6504	Postage	3.60	11.30	50.00	50.00
<i>Communication Totals</i>		<b>\$42,371.58</b>	<b>\$44,570.00</b>	<b>\$51,950.00</b>	<b>\$56,050.00</b>
<i>Supplies and Minor Equipment</i>					
6414.1404	Repairs & Maintenance - Equipment	.00	.00	2,500.00	2,500.00
6601.1607	Supplies - Other	2,968.69	3,909.35	3,500.00	3,500.00
6602	Minor Equipment Purchases	46,835.94	2,407.65	12,000.00	12,000.00
6604.1607	Minor Outlay - Computer Hardware	28,690.17	14,201.03	19,700.00	20,700.00
6604.1608	Minor Outlay - Computer Software	17,074.64	5,842.65	17,000.00	10,400.00
6604.1609	Minor Outlay - Computer Supplies	2,065.47	2,448.28	2,500.00	2,500.00
6606	Maintenance Agreements	37,472.61	39,068.70	52,600.00	50,500.00
<i>Supplies and Minor Equipment Totals</i>		<b>\$135,107.52</b>	<b>\$67,877.66</b>	<b>\$109,800.00</b>	<b>\$102,100.00</b>



# Budget Worksheet Report

Budget Year 2022

Account	Account Description	2019 Actual Amount	2020 Actual Amount	2021 Adopted Budget	2022 Final
<b>Fund 100 - General</b>					
<b>EXPENSE</b>					
Department <b>1106 - Information Technology</b>					
Transportation					
6751	Travel	5,681.72	3,482.53	7,000.00	7,000.00
	<i>Transportation Totals</i>	<u>\$5,681.72</u>	<u>\$3,482.53</u>	<u>\$7,000.00</u>	<u>\$7,000.00</u>
<i>Consultant / Contracted Services</i>					
6855	Computer Consultants Support	4,200.00	5,520.00	45,000.00	45,000.00
6860	Misc Contracted Services	13,909.69	17,976.48	18,000.00	16,000.00
	<i>Consultant / Contracted Services Totals</i>	<u>\$18,109.69</u>	<u>\$23,496.48</u>	<u>\$63,000.00</u>	<u>\$61,000.00</u>
<i>General Administration</i>					
7125	COVID-19 Expenses	.00	1,276.46	.00	.00
	<i>General Administration Totals</i>	<u>\$0.00</u>	<u>\$1,276.46</u>	<u>\$0.00</u>	<u>\$0.00</u>
<i>Capital Outlay</i>					
7752	Capital Outlay - Computer Software	38,701.00	143,177.68	.00	.00
7753	Capital Outlay - Computer Hardware	26,912.00	26,809.50	.00	.00
	<i>Capital Outlay Totals</i>	<u>\$65,613.00</u>	<u>\$169,987.18</u>	<u>\$0.00</u>	<u>\$0.00</u>
	<b>Department 1106 - Information Technology Totals</b>	<b>\$866,624.36</b>	<b>\$852,884.26</b>	<b>\$849,457.00</b>	<b>\$837,759.00</b>
Department <b>1107 - Records Management</b>					
<i>Wages and Salaries</i>					
6082	Early Exit Incentive Payments	8,000.00	.00	.00	.00
	<i>Wages and Salaries Totals</i>	<u>\$8,000.00</u>	<u>\$0.00</u>	<u>\$0.00</u>	<u>\$0.00</u>
<i>Fringe Benefits</i>					
6101	FICA	496.00	.00	.00	.00
6102	Medicare	116.00	.00	.00	.00
	<i>Fringe Benefits Totals</i>	<u>\$612.00</u>	<u>\$0.00</u>	<u>\$0.00</u>	<u>\$0.00</u>
<i>Fringe Benefits Other</i>					
6103	Retirement	1,084.53	.00	.00	.00
	<i>Fringe Benefits Other Totals</i>	<u>\$1,084.53</u>	<u>\$0.00</u>	<u>\$0.00</u>	<u>\$0.00</u>
<i>Occupancy</i>					
6413	Storage	10,727.69	11,415.48	15,000.00	15,000.00
	<i>Occupancy Totals</i>	<u>\$10,727.69</u>	<u>\$11,415.48</u>	<u>\$15,000.00</u>	<u>\$15,000.00</u>
<i>Supplies and Minor Equipment</i>					
6606	Maintenance Agreements	12,950.57	7,746.69	20,000.00	20,000.00
	<i>Supplies and Minor Equipment Totals</i>	<u>\$12,950.57</u>	<u>\$7,746.69</u>	<u>\$20,000.00</u>	<u>\$20,000.00</u>
	<b>Department 1107 - Records Management Totals</b>	<b>\$33,374.79</b>	<b>\$19,162.17</b>	<b>\$35,000.00</b>	<b>\$35,000.00</b>



# Budget Worksheet Report

Budget Year 2022

Account	Account Description	2019 Actual Amount	2020 Actual Amount	2021 Adopted Budget	2022 Final
Fund <b>100 - General</b>					
<b>EXPENSE</b>					
Department <b>1108 - Central Services</b>					
<i>Wages and Salaries</i>					
6006	Full Time Wages	164,345.65	169,050.26	167,800.00	175,000.00
<i>Wages and Salaries Totals</i>		<b>\$164,345.65</b>	<b>\$169,050.26</b>	<b>\$167,800.00</b>	<b>\$175,000.00</b>
<i>Premium Wages</i>					
6077	Contracted Sick & Vacation Buy Back	300.02	266.12	1,500.00	1,500.00
<i>Premium Wages Totals</i>		<b>\$300.02</b>	<b>\$266.12</b>	<b>\$1,500.00</b>	<b>\$1,500.00</b>
<i>Fringe Benefits</i>					
6101	FICA	9,816.50	10,141.93	10,500.00	10,846.00
6102	Medicare	2,295.77	2,371.92	2,434.00	2,537.00
6104	Health	57,600.00	57,600.00	71,200.00	63,360.00
6105	Dental	2,424.48	2,424.48	2,425.00	2,425.00
6106	Vision	637.92	637.92	638.00	638.00
6107	Life	640.80	360.96	297.00	297.00
6108	Sick & Accident	773.72	756.58	888.00	888.00
<i>Fringe Benefits Totals</i>		<b>\$74,189.19</b>	<b>\$74,293.79</b>	<b>\$88,382.00</b>	<b>\$80,991.00</b>
<i>Fringe Benefits Other</i>					
6103	Retirement	13,690.49	15,190.81	16,924.00	17,637.00
6109	Workers Compensation	388.57	401.46	450.00	420.00
<i>Fringe Benefits Other Totals</i>		<b>\$14,079.06</b>	<b>\$15,592.27</b>	<b>\$17,374.00</b>	<b>\$18,057.00</b>
<i>Occupancy</i>					
6413	Storage	37.95	41.40	42.00	.00
<i>Occupancy Totals</i>		<b>\$37.95</b>	<b>\$41.40</b>	<b>\$42.00</b>	<b>\$0.00</b>
<i>Communication</i>					
6504	Postage	2,846.23	1,990.26	2,000.00	2,500.00
<i>Communication Totals</i>		<b>\$2,846.23</b>	<b>\$1,990.26</b>	<b>\$2,000.00</b>	<b>\$2,500.00</b>
<i>Supplies and Minor Equipment</i>					
6601.1600	Supplies - Building	14,713.10	13,338.05	13,500.00	14,000.00
6601.1607	Supplies - Other	913.77	2,678.81	9,000.00	9,000.00
6606	Maintenance Agreements	15,905.67	19,857.49	12,000.00	12,000.00
<i>Supplies and Minor Equipment Totals</i>		<b>\$31,532.54</b>	<b>\$35,874.35</b>	<b>\$34,500.00</b>	<b>\$35,000.00</b>
<i>General Administration</i>					
7122	Other Expenses	180.00	95.00	.00	.00
7125	COVID-19 Expenses	.00	406.13	.00	.00
<i>General Administration Totals</i>		<b>\$180.00</b>	<b>\$501.13</b>	<b>\$0.00</b>	<b>\$0.00</b>



# Budget Worksheet Report

Budget Year 2022

Account	Account Description	2019 Actual Amount	2020 Actual Amount	2021 Adopted Budget	2022 Final
Fund <b>100 - General</b>					
<b>EXPENSE</b>					
Department <b>1108 - Central Services</b>					
<i>Capital Outlay</i>					
7754	Capital Outlay - Equipment	.00	36,979.77	.00	.00
	<i>Capital Outlay Totals</i>	<u>\$0.00</u>	<u>\$36,979.77</u>	<u>\$0.00</u>	<u>\$0.00</u>
	Department <b>1108 - Central Services Totals</b>	<u>\$287,510.64</u>	<u>\$334,589.35</u>	<u>\$311,598.00</u>	<u>\$313,048.00</u>
Department <b>1109 - Planning Commission</b>					
<i>Wages and Salaries</i>					
6006	Full Time Wages	298,053.81	304,414.72	305,100.00	317,500.00
6082	Early Exit Incentive Payments	16,000.00	.00	.00	.00
	<i>Wages and Salaries Totals</i>	<u>\$314,053.81</u>	<u>\$304,414.72</u>	<u>\$305,100.00</u>	<u>\$317,500.00</u>
<i>Premium Wages</i>					
6077	Contracted Sick & Vacation Buy Back	.00	3,736.45	300.00	300.00
6078	Lump Sum Longevity Pay	1,000.00	1,000.00	1,500.00	1,500.00
6080	Overtime	2,670.80	2,149.28	3,000.00	5,000.00
	<i>Premium Wages Totals</i>	<u>\$3,670.80</u>	<u>\$6,885.73</u>	<u>\$4,800.00</u>	<u>\$6,800.00</u>
<i>Fringe Benefits</i>					
6101	FICA	19,173.55	18,679.82	19,300.00	19,682.00
6102	Medicare	4,484.15	4,368.68	4,494.00	4,603.00
6104	Health	72,000.00	72,000.00	89,000.00	79,200.00
6105	Dental	3,030.60	3,030.60	3,031.00	3,031.00
6106	Vision	797.40	797.40	798.00	798.00
6107	Life	801.00	451.20	371.00	371.00
6108	Sick & Accident	1,006.42	967.00	1,110.00	1,110.00
	<i>Fringe Benefits Totals</i>	<u>\$101,293.12</u>	<u>\$100,294.70</u>	<u>\$118,104.00</u>	<u>\$108,795.00</u>
<i>Fringe Benefits Other</i>					
6103	Retirement	25,277.14	27,889.04	31,071.00	32,088.00
6109	Workers Compensation	719.79	731.75	750.00	762.00
	<i>Fringe Benefits Other Totals</i>	<u>\$25,996.93</u>	<u>\$28,620.79</u>	<u>\$31,821.00</u>	<u>\$32,850.00</u>
<i>Personnel Expense</i>					
6201	Dues / Memberships	665.00	630.00	925.00	925.00
6203	Training	.00	.00	2,000.00	2,000.00
	<i>Personnel Expense Totals</i>	<u>\$665.00</u>	<u>\$630.00</u>	<u>\$2,925.00</u>	<u>\$2,925.00</u>
<i>Occupancy</i>					
6413	Storage	1,635.15	1,783.80	2,000.00	2,000.00
	<i>Occupancy Totals</i>	<u>\$1,635.15</u>	<u>\$1,783.80</u>	<u>\$2,000.00</u>	<u>\$2,000.00</u>



# Budget Worksheet Report

Budget Year 2022

Account	Account Description	2019 Actual Amount	2020 Actual Amount	2021 Adopted Budget	2022 Final
Fund <b>100 - General</b>					
<b>EXPENSE</b>					
Department <b>1109 - Planning Commission</b>					
Communication					
6504	Postage	749.13	639.44	1,700.00	1,700.00
6507	Advertising	(.18)	888.84	40.00	40.00
<i>Communication Totals</i>		<u>\$748.95</u>	<u>\$1,528.28</u>	<u>\$1,740.00</u>	<u>\$1,740.00</u>
<i>Supplies and Minor Equipment</i>					
6601.1607	Supplies - Other	5,421.26	5,486.24	5,500.00	5,500.00
6602	Minor Equipment Purchases	.00	.00	200.00	200.00
6604.1607	Minor Outlay - Computer Hardware	6,828.48	.00	3,750.00	3,750.00
6604.1608	Minor Outlay - Computer Software	144.63	288.00	300.00	300.00
6606	Maintenance Agreements	5,691.02	5,211.91	7,000.00	7,000.00
<i>Supplies and Minor Equipment Totals</i>		<u>\$18,085.39</u>	<u>\$10,986.15</u>	<u>\$16,750.00</u>	<u>\$16,750.00</u>
<i>Transportation</i>					
6751	Travel	3,575.04	247.50	7,500.00	7,500.00
<i>Transportation Totals</i>		<u>\$3,575.04</u>	<u>\$247.50</u>	<u>\$7,500.00</u>	<u>\$7,500.00</u>
<i>Consultant / Contracted Services</i>					
6853	Legal	3,600.00	3,600.00	4,000.00	4,000.00
6858	Project Manager	8,071.00	64,045.00	10,000.00	10,000.00
6860	Misc Contracted Services	6,000.00	.00	.00	.00
<i>Consultant / Contracted Services Totals</i>		<u>\$17,671.00</u>	<u>\$67,645.00</u>	<u>\$14,000.00</u>	<u>\$14,000.00</u>
<i>General Administration</i>					
7103	Board Member Expenses	574.66	268.40	800.00	800.00
7122	Other Expenses	10.67	696.25	700.00	700.00
7125	COVID-19 Expenses	.00	350.46	.00	.00
7150	GIS System Expense	68,684.25	69,284.70	70,000.00	70,000.00
<i>General Administration Totals</i>		<u>\$69,269.58</u>	<u>\$70,599.81</u>	<u>\$71,500.00</u>	<u>\$71,500.00</u>
<i>Capital Outlay</i>					
7754	Capital Outlay - Equipment	(2,500.00)	7,974.00	.00	.00
<i>Capital Outlay Totals</i>		<u>(\$2,500.00)</u>	<u>\$7,974.00</u>	<u>\$0.00</u>	<u>\$0.00</u>
Sub-Department <b>004 - EPA Grant</b>					
<i>Consultant / Contracted Services</i>					
6873	Providers of Grant Service	.00	.00	600,000.00	538,431.00
<i>Consultant / Contracted Services Totals</i>		<u>\$0.00</u>	<u>\$0.00</u>	<u>\$600,000.00</u>	<u>\$538,431.00</u>
<b>Sub-Department 004 - EPA Grant Totals</b>		<u>\$0.00</u>	<u>\$0.00</u>	<u>\$600,000.00</u>	<u>\$538,431.00</u>
<b>Department 1109 - Planning Commission Totals</b>		<u>\$554,164.77</u>	<u>\$601,610.48</u>	<u>\$1,176,240.00</u>	<u>\$1,120,791.00</u>





# Budget Worksheet Report

Budget Year 2022

Account	Account Description	2019 Actual Amount	2020 Actual Amount	2021 Adopted Budget	2022 Final
Fund <b>100 - General</b>					
<b>EXPENSE</b>					
Department <b>1110 - Weights and Measures</b>					
<i>Wages and Salaries</i>					
6006	Full Time Wages	39,486.69	40,727.95	39,400.00	41,900.00
<i>Wages and Salaries Totals</i>		<u>\$39,486.69</u>	<u>\$40,727.95</u>	<u>\$39,400.00</u>	<u>\$41,900.00</u>
<i>Premium Wages</i>					
6077	Contracted Sick & Vacation Buy Back	.00	.00	300.00	300.00
6078	Lump Sum Longevity Pay	250.00	250.00	250.00	250.00
<i>Premium Wages Totals</i>		<u>\$250.00</u>	<u>\$250.00</u>	<u>\$550.00</u>	<u>\$550.00</u>
<i>Fringe Benefits</i>					
6101	FICA	2,398.04	2,458.56	2,477.00	2,594.00
6102	Medicare	560.83	574.99	580.00	607.00
6104	Health	14,400.00	14,400.00	35,600.00	15,840.00
6105	Dental	606.12	606.12	607.00	607.00
6106	Vision	159.48	159.48	160.00	160.00
6107	Life	160.20	90.24	75.00	75.00
6108	Sick & Accident	196.39	190.31	222.00	222.00
<i>Fringe Benefits Totals</i>		<u>\$18,481.06</u>	<u>\$18,479.70</u>	<u>\$39,721.00</u>	<u>\$20,105.00</u>
<i>Fringe Benefits Other</i>					
6103	Retirement	3,336.42	3,672.95	4,092.00	4,276.00
6109	Workers Compensation	94.84	96.41	99.00	101.00
<i>Fringe Benefits Other Totals</i>		<u>\$3,431.26</u>	<u>\$3,769.36</u>	<u>\$4,191.00</u>	<u>\$4,377.00</u>
<i>Communication</i>					
6502	Cellular / Air Card Service	440.11	599.31	600.00	600.00
<i>Communication Totals</i>		<u>\$440.11</u>	<u>\$599.31</u>	<u>\$600.00</u>	<u>\$600.00</u>
<i>Supplies and Minor Equipment</i>					
6601.1607	Supplies - Other	370.00	385.00	600.00	600.00
<i>Supplies and Minor Equipment Totals</i>		<u>\$370.00</u>	<u>\$385.00</u>	<u>\$600.00</u>	<u>\$600.00</u>
<i>Transportation</i>					
6751	Travel	6,268.91	4,567.09	6,400.00	6,400.00
<i>Transportation Totals</i>		<u>\$6,268.91</u>	<u>\$4,567.09</u>	<u>\$6,400.00</u>	<u>\$6,400.00</u>
Department <b>1110 - Weights and Measures Totals</b>		<u>\$68,728.03</u>	<u>\$68,778.41</u>	<u>\$91,462.00</u>	<u>\$74,532.00</u>
Department <b>1111 - Veterans Affairs</b>					
<i>Wages and Salaries</i>					
6006	Full Time Wages	103,043.72	107,298.64	104,900.00	110,500.00
6007	Part Time Wages	12,846.06	11,826.52	14,000.00	14,000.00



# Budget Worksheet Report

Budget Year 2022

Account	Account Description	2019 Actual Amount	2020 Actual Amount	2021 Adopted Budget	2022 Final
Fund <b>100 - General</b>					
<b>EXPENSE</b>					
Department <b>1111 - Veterans Affairs</b>					
<i>Wages and Salaries</i>					
<i>Wages and Salaries Totals</i>		\$115,889.78	\$119,125.16	\$118,900.00	\$124,500.00
<i>Premium Wages</i>					
6077	Contracted Sick & Vacation Buy Back	450.03	2,858.46	4,150.00	4,150.00
6078	Lump Sum Longevity Pay	500.00	500.00	750.00	750.00
<i>Premium Wages Totals</i>		\$950.03	\$3,358.46	\$4,900.00	\$4,900.00
<i>Fringe Benefits</i>					
6101	FICA	7,062.07	7,372.15	7,700.00	7,748.00
6102	Medicare	1,651.62	1,724.14	1,796.00	1,812.00
6104	Health	43,200.00	43,200.00	53,400.00	47,520.00
6105	Dental	1,818.36	1,818.36	2,425.00	1,819.00
6106	Vision	478.44	478.44	638.00	479.00
6107	Life	480.60	270.72	297.00	223.00
6108	Sick & Accident	551.28	551.47	888.00	666.00
<i>Fringe Benefits Totals</i>		\$55,242.37	\$55,415.28	\$67,144.00	\$60,267.00
<i>Fringe Benefits Other</i>					
6103	Retirement	8,430.96	9,570.76	10,663.00	12,481.00
6109	Workers Compensation	270.11	279.17	300.00	300.00
<i>Fringe Benefits Other Totals</i>		\$8,701.07	\$9,849.93	\$10,963.00	\$12,781.00
<i>Personnel Expense</i>					
6201	Dues / Memberships	350.00	450.00	500.00	500.00
6202	Books and Subscriptions	453.80	479.00	600.00	650.00
6203	Training	.00	93.98	500.00	500.00
<i>Personnel Expense Totals</i>		\$803.80	\$1,022.98	\$1,600.00	\$1,650.00
<i>Communication</i>					
6504	Postage	923.66	716.27	1,000.00	1,250.00
6506	Printing	197.79	197.79	575.00	800.00
<i>Communication Totals</i>		\$1,121.45	\$914.06	\$1,575.00	\$2,050.00
<i>Supplies and Minor Equipment</i>					
6601.1607	Supplies - Other	1,346.58	1,041.06	1,600.00	1,800.00
6602	Minor Equipment Purchases	948.64	.00	1,000.00	1,500.00
6606	Maintenance Agreements	1,753.00	1,788.00	2,000.00	2,150.00
<i>Supplies and Minor Equipment Totals</i>		\$4,048.22	\$2,829.06	\$4,600.00	\$5,450.00



# Budget Worksheet Report

Budget Year 2022

Account	Account Description	2019 Actual Amount	2020 Actual Amount	2021 Adopted Budget	2022 Final
Fund <b>100 - General</b>					
<b>EXPENSE</b>					
Department <b>1111 - Veterans Affairs</b>					
<i>Transportation</i>					
6751	Travel	677.42	80.04	1,200.00	1,200.00
<i>Transportation Totals</i>		<b>\$677.42</b>	<b>\$80.04</b>	<b>\$1,200.00</b>	<b>\$1,200.00</b>
<i>General Administration</i>					
7122	Other Expenses	24,220.30	21,168.94	27,250.00	31,150.00
<i>General Administration Totals</i>		<b>\$24,220.30</b>	<b>\$21,168.94</b>	<b>\$27,250.00</b>	<b>\$31,150.00</b>
<i>Public Service / Safety</i>					
7361	Markers / Plaques	4,200.00	3,000.00	6,000.00	6,000.00
7363.2351	Soldier Burial	31,900.00	31,100.00	31,800.00	32,000.00
7363.2352	Burials - Widow	18,100.00	25,600.00	23,100.00	26,500.00
7364	Veteran Satellite Offices	45,000.00	51,000.00	51,000.00	42,500.00
<i>Public Service / Safety Totals</i>		<b>\$99,200.00</b>	<b>\$110,700.00</b>	<b>\$111,900.00</b>	<b>\$107,000.00</b>
Department <b>1111 - Veterans Affairs Totals</b>		<b>\$310,854.44</b>	<b>\$324,463.91</b>	<b>\$350,032.00</b>	<b>\$350,948.00</b>
Department <b>1112 - Election Bureau</b>					
Sub-Department <b>007 - General</b>					
<i>Wages and Salaries</i>					
6006	Full Time Wages	234,134.56	242,775.22	239,900.00	243,700.00
6008	Other Wages - Temp / Season / Etc	3,338.63	24,741.50	25,000.00	32,000.00
6082	Early Exit Incentive Payments	8,000.00	.00	.00	.00
<i>Wages and Salaries Totals</i>		<b>\$245,473.19</b>	<b>\$267,516.72</b>	<b>\$264,900.00</b>	<b>\$275,700.00</b>
<i>Premium Wages</i>					
6077	Contracted Sick & Vacation Buy Back	600.04	.00	1,500.00	1,500.00
6078	Lump Sum Longevity Pay	500.00	500.00	1,000.00	1,000.00
6080	Overtime	41,744.91	98,352.85	50,000.00	62,000.00
6081	Premium Pay	185.43	.00	.00	.00
<i>Premium Wages Totals</i>		<b>\$43,030.38</b>	<b>\$98,852.85</b>	<b>\$52,500.00</b>	<b>\$64,500.00</b>
<i>Fringe Benefits</i>					
6101	FICA	17,425.66	22,170.51	19,600.00	17,093.00
6102	Medicare	4,075.32	5,185.01	4,581.00	3,998.00
6104	Health	76,464.37	72,000.00	89,000.00	79,200.00
6105	Dental	3,218.49	3,030.60	3,031.00	3,031.00
6106	Vision	846.82	797.40	798.00	798.00
6107	Life	859.39	451.20	371.00	371.00
6108	Sick & Accident	1,090.81	964.26	1,110.00	1,110.00



# Budget Worksheet Report

Budget Year 2022

Account	Account Description	2019 Actual Amount	2020 Actual Amount	2021 Adopted Budget	2022 Final
Fund <b>100 - General</b>					
<b>EXPENSE</b>					
Department <b>1112 - Election Bureau</b>					
Sub-Department <b>007 - General</b>					
<i>Fringe Benefits</i>					
<i>Fringe Benefits Totals</i>		\$103,980.86	\$104,598.98	\$118,491.00	\$105,601.00
<i>Fringe Benefits Other</i>					
6103	Retirement	23,738.55	25,563.48	28,480.00	35,642.00
6109	Workers Compensation	589.01	819.20	650.00	662.00
<i>Fringe Benefits Other Totals</i>		\$24,327.56	\$26,382.68	\$29,130.00	\$36,304.00
<i>Personnel Expense</i>					
6202	Books and Subscriptions	928.40	465.80	1,200.00	1,200.00
6209	Employee Physicals	.00	294.00	.00	300.00
6213	Background Checks	.00	.00	.00	150.00
<i>Personnel Expense Totals</i>		\$928.40	\$759.80	\$1,200.00	\$1,650.00
<i>Occupancy</i>					
6401.1404	Rent - Election Polling Places	23,270.00	24,250.00	25,500.00	26,400.00
6413	Storage	505.11	551.04	600.00	1,000.00
<i>Occupancy Totals</i>		\$23,775.11	\$24,801.04	\$26,100.00	\$27,400.00
<i>Communication</i>					
6504	Postage	17,850.59	52,129.13	70,000.00	80,000.00
6506	Printing	46,685.74	103,139.70	70,000.00	120,000.00
6507	Advertising	8,517.61	5,762.92	25,000.00	25,000.00
<i>Communication Totals</i>		\$73,053.94	\$161,031.75	\$165,000.00	\$225,000.00
<i>Supplies and Minor Equipment</i>					
6601.1607	Supplies - Other	6,097.38	6,635.41	6,000.00	6,500.00
6602	Minor Equipment Purchases	.00	4,419.00	.00	.00
6604.1607	Minor Outlay - Computer Hardware	4,568.16	.00	.00	.00
6606	Maintenance Agreements	3,783.65	104,203.00	108,500.00	112,000.00
<i>Supplies and Minor Equipment Totals</i>		\$14,449.19	\$115,257.41	\$114,500.00	\$118,500.00
<i>Transportation</i>					
6751	Travel	1,342.56	216.35	1,200.00	1,200.00
<i>Transportation Totals</i>		\$1,342.56	\$216.35	\$1,200.00	\$1,200.00
<i>Consultant / Contracted Services</i>					
6855	Computer Consultants Support	6,025.00	9,775.00	20,400.00	23,800.00
6860	Misc Contracted Services	.00	.00	25,000.00	25,000.00



# Budget Worksheet Report

Budget Year 2022

Account	Account Description	2019 Actual Amount	2020 Actual Amount	2021 Adopted Budget	2022 Final
Fund 100	<b>General</b>				
<b>EXPENSE</b>					
Department 1112 - Election Bureau					
Sub-Department 007 - General					
Consultant / Contracted Services					
<i>Consultant / Contracted Services Totals</i>		\$6,025.00	\$9,775.00	\$45,400.00	\$48,800.00
<i>Debt Payments</i>					
7065	Principal Capital Lease	285,194.92	234,630.57	246,363.00	246,363.00
7066	Interest Capital Lease	.00	50,564.35	38,833.00	38,833.00
<i>Debt Payments Totals</i>		\$285,194.92	\$285,194.92	\$285,196.00	\$285,196.00
<i>Public Service / Safety</i>					
7354	Payment of Election Workers	173,574.24	191,445.33	180,000.00	185,000.00
7356	Miscellaneous Election Expenses	82,681.06	48,929.92	45,000.00	47,250.00
<i>Public Service / Safety Totals</i>		\$256,255.30	\$240,375.25	\$225,000.00	\$232,250.00
<i>Capital Outlay</i>					
7754	Capital Outlay - Equipment	.00	108,254.00	.00	.00
<i>Capital Outlay Totals</i>		\$0.00	\$108,254.00	\$0.00	\$0.00
Sub-Department 007 - General Totals		\$1,077,836.41	\$1,443,016.75	\$1,328,617.00	\$1,422,101.00
Sub-Department 008 - Special Functions (HAVA)					
<i>Capital Outlay</i>					
7754	Capital Outlay - Equipment	.00	.00	89,968.00	.00
<i>Capital Outlay Totals</i>		\$0.00	\$0.00	\$89,968.00	\$0.00
Sub-Department 008 - Special Functions (HAVA) Totals		\$0.00	\$0.00	\$89,968.00	\$0.00
Department 1112 - Election Bureau Totals		\$1,077,836.41	\$1,443,016.75	\$1,418,585.00	\$1,422,101.00
Department 1113 - Assessment / Tax Claim					
<i>Wages and Salaries</i>					
6006	Full Time Wages	576,921.57	599,642.49	668,400.00	531,400.00
6008	Other Wages - Temp / Season / Etc	34,238.26	20,828.43	75,000.00	75,000.00
6082	Early Exit Incentive Payments	64,000.00	.00	.00	.00
<i>Wages and Salaries Totals</i>		\$675,159.83	\$620,470.92	\$743,400.00	\$606,400.00
<i>Premium Wages</i>					
6077	Contracted Sick & Vacation Buy Back	.00	2,051.84	.00	.00
6078	Lump Sum Longevity Pay	500.00	500.00	3,750.00	3,750.00
6080	Overtime	11,417.23	11,177.15	30,000.00	30,000.00
6081	Premium Pay	6,315.36	11,200.00	20,000.00	20,000.00
<i>Premium Wages Totals</i>		\$18,232.59	\$24,928.99	\$53,750.00	\$53,750.00



# Budget Worksheet Report

Budget Year 2022

Account	Account Description	2019 Actual Amount	2020 Actual Amount	2021 Adopted Budget	2022 Final
Fund <b>100 - General</b>					
<b>EXPENSE</b>					
Department <b>1113 - Assessment / Tax Claim</b>					
<i>Fringe Benefits</i>					
6101	FICA	41,981.58	39,125.13	49,441.00	37,594.00
6102	Medicare	9,818.24	9,150.28	11,554.00	8,792.00
6104	Health	189,600.00	174,000.00	249,200.00	174,240.00
6105	Dental	8,164.40	7,930.07	9,699.00	7,274.00
6106	Vision	2,148.19	2,086.53	2,552.00	1,914.00
6107	Life	2,198.70	1,163.22	1,188.00	890.00
6108	Sick & Accident	2,606.54	2,529.83	3,552.00	2,664.00
<i>Fringe Benefits Totals</i>		<b>\$256,517.65</b>	<b>\$235,985.06</b>	<b>\$327,186.00</b>	<b>\$233,368.00</b>
<i>Fringe Benefits Other</i>					
6103	Retirement	54,591.03	55,011.35	61,288.00	64,946.00
6109	Workers Compensation	1,629.74	1,632.00	2,072.00	1,619.00
6110	Unemployment Compensation	131.76	5,367.95	5,200.00	.00
6111	Waiver of Health Insurance	.00	2,976.80	9,000.00	6,000.00
<i>Fringe Benefits Other Totals</i>		<b>\$56,352.53</b>	<b>\$64,988.10</b>	<b>\$77,560.00</b>	<b>\$72,565.00</b>
<i>Personnel Expense</i>					
6201	Dues / Memberships	1,499.92	918.00	3,000.00	3,000.00
6202	Books and Subscriptions	1,582.83	6,887.33	2,000.00	3,000.00
6203	Training	.00	1,996.68	10,000.00	10,000.00
6209	Employee Physicals	.00	327.85	500.00	.00
<i>Personnel Expense Totals</i>		<b>\$3,082.75</b>	<b>\$10,129.86</b>	<b>\$15,500.00</b>	<b>\$16,000.00</b>
<i>Occupancy</i>					
6413	Storage	14,024.79	17,307.72	17,000.00	17,500.00
<i>Occupancy Totals</i>		<b>\$14,024.79</b>	<b>\$17,307.72</b>	<b>\$17,000.00</b>	<b>\$17,500.00</b>
<i>Communication</i>					
6504	Postage	124,587.77	125,434.18	125,000.00	128,000.00
6507	Advertising	154,277.70	152,804.34	160,000.00	160,000.00
<i>Communication Totals</i>		<b>\$278,865.47</b>	<b>\$278,238.52</b>	<b>\$285,000.00</b>	<b>\$288,000.00</b>
<i>Supplies and Minor Equipment</i>					
6601.1607	Supplies - Other	23,093.02	20,811.76	25,000.00	20,000.00
6602	Minor Equipment Purchases	37,158.47	14,286.52	10,000.00	10,000.00
6606	Maintenance Agreements	4,009.41	5,321.36	22,000.00	15,000.00
<i>Supplies and Minor Equipment Totals</i>		<b>\$64,260.90</b>	<b>\$40,419.64</b>	<b>\$57,000.00</b>	<b>\$45,000.00</b>



# Budget Worksheet Report

Budget Year 2022

Account	Account Description	2019 Actual Amount	2020 Actual Amount	2021 Adopted Budget	2022 Final
<b>Fund 100 - General</b>					
<b>EXPENSE</b>					
Department <b>1113 - Assessment / Tax Claim</b>					
Transportation					
6751	Travel	10,153.32	5,642.23	10,000.00	20,000.00
<i>Transportation Totals</i>		<b>\$10,153.32</b>	<b>\$5,642.23</b>	<b>\$10,000.00</b>	<b>\$20,000.00</b>
Consultant / Contracted Services					
6860	Misc Contracted Services	160,614.20	95,001.05	40,000.00	100,000.00
<i>Consultant / Contracted Services Totals</i>		<b>\$160,614.20</b>	<b>\$95,001.05</b>	<b>\$40,000.00</b>	<b>\$100,000.00</b>
General Administration					
7122	Other Expenses	13,012.50	21,576.75	20,000.00	20,000.00
<i>General Administration Totals</i>		<b>\$13,012.50</b>	<b>\$21,576.75</b>	<b>\$20,000.00</b>	<b>\$20,000.00</b>
Row Office Costs to General Fund					
7203	Title Searches	74,100.00	60,600.00	50,000.00	60,000.00
<i>Row Office Costs to General Fund Totals</i>		<b>\$74,100.00</b>	<b>\$60,600.00</b>	<b>\$50,000.00</b>	<b>\$60,000.00</b>
Judicial / Courts					
6204	Constable / Sheriff Costs	9,855.25	5,965.75	20,000.00	20,000.00
<i>Judicial / Courts Totals</i>		<b>\$9,855.25</b>	<b>\$5,965.75</b>	<b>\$20,000.00</b>	<b>\$20,000.00</b>
Capital Outlay					
7754	Capital Outlay - Equipment	8,489.00	10,917.00	.00	.00
<i>Capital Outlay Totals</i>		<b>\$8,489.00</b>	<b>\$10,917.00</b>	<b>\$0.00</b>	<b>\$0.00</b>
<b>Department 1113 - Assessment / Tax Claim Totals</b>		<b>\$1,642,720.78</b>	<b>\$1,492,171.59</b>	<b>\$1,716,396.00</b>	<b>\$1,552,583.00</b>
Department <b>1114 - Public Defender</b>					
Wages and Salaries					
6006	Full Time Wages	773,320.05	819,595.34	814,400.00	731,228.00
6007	Part Time Wages	121,966.24	98,895.65	137,200.00	202,867.00
6008	Other Wages - Temp / Season / Etc	25,548.06	26,610.57	25,000.00	25,000.00
6082	Early Exit Incentive Payments	16,000.00	.00	.00	.00
<i>Wages and Salaries Totals</i>		<b>\$936,834.35</b>	<b>\$945,101.56</b>	<b>\$976,600.00</b>	<b>\$959,095.00</b>
Premium Wages					
6077	Contracted Sick & Vacation Buy Back	15,810.18	21,894.69	25,000.00	25,000.00
6078	Lump Sum Longevity Pay	250.00	250.00	500.00	500.00
6081	Premium Pay	14,706.39	5,642.87	17,000.00	17,000.00
<i>Premium Wages Totals</i>		<b>\$30,766.57</b>	<b>\$27,787.56</b>	<b>\$42,500.00</b>	<b>\$42,500.00</b>
Fringe Benefits					
6101	FICA	57,297.73	58,660.24	63,200.00	59,464.00
6102	Medicare	13,400.28	13,718.90	14,777.00	13,907.00



# Budget Worksheet Report

Budget Year 2022

Account	Account Description	2019 Actual Amount	2020 Actual Amount	2021 Adopted Budget	2022 Final
<b>Fund 100 - General</b>					
<b>EXPENSE</b>					
Department <b>1114 - Public Defender</b>					
<i>Fringe Benefits</i>					
6104	Health	214,219.54	199,063.97	249,200.00	221,760.00
6105	Dental	9,016.85	8,378.93	7,880.00	7,880.00
6106	Vision	2,372.48	2,204.61	2,074.00	2,074.00
6107	Life	2,678.84	1,292.99	965.00	965.00
6108	Sick & Accident	1,834.16	1,753.30	2,886.00	2,886.00
<i>Fringe Benefits Totals</i>		<b>\$300,819.88</b>	<b>\$285,072.94</b>	<b>\$340,982.00</b>	<b>\$308,936.00</b>
<i>Fringe Benefits Other</i>					
6103	Retirement	65,521.83	72,862.05	81,176.00	96,439.00
6109	Workers Compensation	2,188.28	2,209.84	2,400.00	2,302.00
6110	Unemployment Compensation	.00	24.00	100.00	.00
6111	Waiver of Health Insurance	.00	5,307.48	6,000.00	6,000.00
<i>Fringe Benefits Other Totals</i>		<b>\$67,710.11</b>	<b>\$80,403.37</b>	<b>\$89,676.00</b>	<b>\$104,741.00</b>
<i>Personnel Expense</i>					
6201	Dues / Memberships	600.00	1,200.00	1,850.00	1,850.00
6202	Books and Subscriptions	24,098.40	23,370.80	27,500.00	27,500.00
6209	Employee Physicals	136.00	272.00	.00	.00
<i>Personnel Expense Totals</i>		<b>\$24,834.40</b>	<b>\$24,842.80</b>	<b>\$29,350.00</b>	<b>\$29,350.00</b>
<i>Occupancy</i>					
6413	Storage	2,145.33	2,340.36	2,400.00	2,400.00
<i>Occupancy Totals</i>		<b>\$2,145.33</b>	<b>\$2,340.36</b>	<b>\$2,400.00</b>	<b>\$2,400.00</b>
<i>Communication</i>					
6504	Postage	694.52	558.14	900.00	900.00
<i>Communication Totals</i>		<b>\$694.52</b>	<b>\$558.14</b>	<b>\$900.00</b>	<b>\$900.00</b>
<i>Supplies and Minor Equipment</i>					
6601.1607	Supplies - Other	11,894.03	8,645.99	12,750.00	12,750.00
6602	Minor Equipment Purchases	.00	.00	2,500.00	3,000.00
6606	Maintenance Agreements	1,268.31	1,332.00	1,750.00	1,750.00
<i>Supplies and Minor Equipment Totals</i>		<b>\$13,162.34</b>	<b>\$9,977.99</b>	<b>\$17,000.00</b>	<b>\$17,500.00</b>
<i>Transportation</i>					
6751	Travel	13,921.53	1,716.50	15,000.00	15,000.00
<i>Transportation Totals</i>		<b>\$13,921.53</b>	<b>\$1,716.50</b>	<b>\$15,000.00</b>	<b>\$15,000.00</b>
<i>General Administration</i>					
7125	COVID-19 Expenses	.00	1,492.38	.00	.00





# Budget Worksheet Report

Budget Year 2022

Account	Account Description	2019 Actual Amount	2020 Actual Amount	2021 Adopted Budget	2022 Final
Fund <b>100 - General</b>					
<b>EXPENSE</b>					
Department <b>1114 - Public Defender</b>					
General Administration					
<i>General Administration Totals</i>		\$0.00	\$1,492.38	\$0.00	\$0.00
<i>Judicial / Courts</i>					
7264	Witness Fees	60,480.69	48,301.99	60,000.00	60,000.00
<i>Judicial / Courts Totals</i>		\$60,480.69	\$48,301.99	\$60,000.00	\$60,000.00
Department <b>1114 - Public Defender Totals</b>		\$1,451,369.72	\$1,427,595.59	\$1,574,408.00	\$1,540,422.00
Department <b>1115 - Payroll</b>					
Wages and Salaries					
6006	Full Time Wages	78,892.23	118,896.34	96,700.00	102,600.00
6008	Other Wages - Temp / Season / Etc	1,761.01	2,116.66	.00	.00
6082	Early Exit Incentive Payments	16,000.00	.00	.00	.00
<i>Wages and Salaries Totals</i>		\$96,653.24	\$121,013.00	\$96,700.00	\$102,600.00
<i>Premium Wages</i>					
6077	Contracted Sick & Vacation Buy Back	.00	915.85	.00	.00
6080	Overtime	10,753.44	.00	.00	.00
<i>Premium Wages Totals</i>		\$10,753.44	\$915.85	\$0.00	\$0.00
<i>Fringe Benefits</i>					
6101	FICA	6,540.28	7,466.70	6,000.00	3,661.00
6102	Medicare	1,529.56	1,746.27	1,403.00	1,488.00
6104	Health	23,391.15	26,400.00	35,600.00	31,680.00
6105	Dental	984.57	1,111.22	1,213.00	1,213.00
6106	Vision	259.06	292.38	319.00	319.00
6107	Life	262.40	184.18	149.00	149.00
6108	Sick & Accident	318.01	461.30	444.00	444.00
<i>Fringe Benefits Totals</i>		\$33,285.03	\$37,662.05	\$45,128.00	\$38,954.00
<i>Fringe Benefits Other</i>					
6103	Retirement	4,023.00	8,286.14	9,232.00	12,405.00
6109	Workers Compensation	223.49	285.89	250.00	247.00
6110	Unemployment Compensation	74.40	1,195.00	2,900.00	.00
6111	Waiver of Health Insurance	.00	1,615.32	3,000.00	.00
<i>Fringe Benefits Other Totals</i>		\$4,320.89	\$11,382.35	\$15,382.00	\$12,652.00



# Budget Worksheet Report

Budget Year 2022

Account	Account Description	2019 Actual Amount	2020 Actual Amount	2021 Adopted Budget	2022 Final
<b>Fund 100 - General</b>					
<b>EXPENSE</b>					
Department <b>1115 - Payroll</b>					
<i>Personnel Expense</i>					
6202	Books and Subscriptions	.00	.00	250.00	250.00
6203	Training	.00	299.00	1,000.00	1,000.00
6209	Employee Physicals	457.00	49.00	136.00	136.00
6213	Background Checks	45.85	.00	46.00	46.00
<i>Personnel Expense Totals</i>		\$502.85	\$348.00	\$1,432.00	\$1,432.00
<i>Communication</i>					
6504	Postage	402.53	227.54	600.00	600.00
<i>Communication Totals</i>		\$402.53	\$227.54	\$600.00	\$600.00
<i>Supplies and Minor Equipment</i>					
6601.1607	Supplies - Other	440.63	493.58	1,000.00	1,000.00
6602	Minor Equipment Purchases	2,869.69	.00	.00	.00
6604.1608	Minor Outlay - Computer Software	389.99	406.39	407.00	.00
6606	Maintenance Agreements	14,873.24	14,603.29	15,330.00	.00
<i>Supplies and Minor Equipment Totals</i>		\$18,573.55	\$15,503.26	\$16,737.00	\$1,000.00
<i>Transportation</i>					
6751	Travel	.00	1,476.74	100.00	100.00
<i>Transportation Totals</i>		\$0.00	\$1,476.74	\$100.00	\$100.00
<i>Consultant / Contracted Services</i>					
6860	Misc Contracted Services	49,999.25	37,647.31	50,000.00	50,000.00
<i>Consultant / Contracted Services Totals</i>		\$49,999.25	\$37,647.31	\$50,000.00	\$50,000.00
<i>Capital Outlay</i>					
7752	Capital Outlay - Computer Software	.00	31,394.00	.00	.00
7753	Capital Outlay - Computer Hardware	.00	27,100.00	.00	.00
<i>Capital Outlay Totals</i>		\$0.00	\$58,494.00	\$0.00	\$0.00
<b>Department 1115 - Payroll Totals</b>		\$214,490.78	\$284,670.10	\$226,079.00	\$207,338.00
Department <b>1120 - General Government</b>					
Sub-Department <b>009 - County Wide General Insurance</b>					
<i>General Administration</i>					
7104.2104	General Liability Insurance	360,430.40	357,907.81	300,000.00	450,000.00
7104.2107	Public Official Liability Insurance	.00	4,888.00	.00	.00
7104.2108	Self Insurance	56,257.55	97,186.14	200,000.00	50,000.00
7104.2109	Other Insurance	1,235.00	988.00	1,250.00	1,250.00
<i>General Administration Totals</i>		\$417,922.95	\$460,969.95	\$501,250.00	\$501,250.00



# Budget Worksheet Report

Budget Year 2022

Account	Account Description	2019 Actual Amount	2020 Actual Amount	2021 Adopted Budget	2022 Final
Fund 100	General				
<b>EXPENSE</b>					
Department 1120 - General Government					
Sub-Department 009 - County Wide General Insurance Totals		\$417,922.95	\$460,969.95	\$501,250.00	\$501,250.00
Sub-Department 010 - General Government Other					
<i>Personnel Expense</i>					
6201	Dues / Memberships	83,488.00	83,526.00	85,000.00	85,000.00
<i>Personnel Expense Totals</i>		\$83,488.00	\$83,526.00	\$85,000.00	\$85,000.00
<i>Occupancy</i>					
6401	Rent	17,309.04	17,229.33	18,000.00	18,000.00
6405	Electric	2,545.48	2,203.03	3,000.00	3,000.00
6406	Gas	370.00	355.65	400.00	400.00
6407	Water	143.40	96.92	200.00	200.00
6408	Sewage	34.71	54.02	75.00	75.00
6409	Rubbish Removal	5,621.74	5,741.28	5,500.00	5,500.00
6411	Taxes on Properties	2,177.41	640.54	2,500.00	2,500.00
6413	Storage	38,755.55	33,949.86	37,000.00	37,000.00
<i>Occupancy Totals</i>		\$66,957.33	\$60,270.63	\$66,675.00	\$66,675.00
<i>Communication</i>					
6501	Telephone / Internet	28.98	30.00	50.00	50.00
<i>Communication Totals</i>		\$28.98	\$30.00	\$50.00	\$50.00
<i>Supplies and Minor Equipment</i>					
6414.1401	Repairs & Maintenance - Buildings	1,996.97	6,696.63	2,000.00	2,000.00
6606	Maintenance Agreements	161.24	166.08	450.00	.00
<i>Supplies and Minor Equipment Totals</i>		\$2,158.21	\$6,862.71	\$2,450.00	\$2,000.00
<i>Consultant / Contracted Services</i>					
6851	Auditing	29,000.00	15,400.00	100,000.00	100,000.00
6853	Legal	.00	77,304.00	50,000.00	50,000.00
6855	Computer Consultants Support	144,832.65	166,154.74	170,000.00	175,000.00
6859	Viewers Fees	9,750.00	.00	.00	.00
6860	Misc Contracted Services	28,723.05	330,990.70	200,000.00	200,000.00
<i>Consultant / Contracted Services Totals</i>		\$212,305.70	\$589,849.44	\$520,000.00	\$525,000.00
<i>General Administration</i>					
7107	Indirect Cost Study	16,000.00	17,000.00	17,000.00	13,000.00
7121	Escheat Payments	.00	(205.00)	.00	.00
7122	Other Expenses	145,094.67	106,503.50	4,171.00	87,797.00



# Budget Worksheet Report

Budget Year 2022

Account	Account Description	2019 Actual Amount	2020 Actual Amount	2021 Adopted Budget	2022 Final
<b>Fund 100 - General</b>					
<b>EXPENSE</b>					
Department <b>1120 - General Government</b>					
Sub-Department <b>010 - General Government Other</b>					
<i>General Administration</i>					
7125	COVID-19 Expenses	.00	4,163.39	.00	.00
7150	GIS System Expense	133.70	.00	200.00	200.00
<i>General Administration Totals</i>		\$161,228.37	\$127,461.89	\$21,371.00	\$100,997.00
<i>Judicial / Courts</i>					
6204	Constable / Sheriff Costs	26,848.81	13,573.53	30,000.00	30,000.00
<i>Judicial / Courts Totals</i>		\$26,848.81	\$13,573.53	\$30,000.00	\$30,000.00
<i>Public Service / Safety</i>					
7357	Fire Extinguisher Service	.00	.00	200.00	200.00
7363.2350	Indigent / Unclaimed Burial	29,250.00	28,388.64	30,000.00	30,000.00
<i>Public Service / Safety Totals</i>		\$29,250.00	\$28,388.64	\$30,200.00	\$30,200.00
<i>Capital Outlay</i>					
7751	Capital Outlay - Vehicles	.00	.00	81,415.00	709,006.00
7752	Capital Outlay - Computer Software	.00	.00	289,683.00	39,923.00
7753	Capital Outlay - Computer Hardware	.00	.00	.00	77,150.00
7754	Capital Outlay - Equipment	.00	.00	537,075.00	188,300.00
7757	Capital Outlay - Buildings	16,292.00	.00	45,000.00	292,000.00
7760	Infrastructure	.00	.00	75,000.00	.00
<i>Capital Outlay Totals</i>		\$16,292.00	\$0.00	\$1,028,173.00	\$1,306,379.00
Sub-Department <b>010 - General Government Other Totals</b>		\$598,557.40	\$909,962.84	\$1,783,919.00	\$2,146,301.00
Department <b>1120 - General Government Totals</b>		\$1,016,480.35	\$1,370,932.79	\$2,285,169.00	\$2,647,551.00
Department <b>2400 - Clerk of Courts</b>					
<i>Wages and Salaries</i>					
6005	Elected Officials	70,970.69	69,599.95	69,100.00	69,885.00
6006	Full Time Wages	369,104.92	369,158.21	374,800.00	371,900.00
6007	Part Time Wages	5,608.89	5,785.00	5,700.00	5,700.00
6008	Other Wages - Temp / Season / Etc	16,546.18	7,192.45	10,000.00	5,000.00
6082	Early Exit Incentive Payments	24,000.00	.00	.00	.00
<i>Wages and Salaries Totals</i>		\$486,230.68	\$451,735.61	\$459,600.00	\$452,485.00
<i>Premium Wages</i>					
6077	Contracted Sick & Vacation Buy Back	780.05	321.32	1,700.00	1,700.00
6078	Lump Sum Longevity Pay	500.00	500.00	1,000.00	1,000.00



# Budget Worksheet Report

Budget Year 2022

Account	Account Description	2019 Actual Amount	2020 Actual Amount	2021 Adopted Budget	2022 Final
Fund <b>100 - General</b>					
<b>EXPENSE</b>					
Department <b>2400 - Clerk of Courts</b>					
<i>Premium Wages</i>					
6080	Overtime	17,104.87	6,419.96	5,000.00	5,000.00
6081	Premium Pay	1,384.56	.00	3,000.00	3,000.00
<i>Premium Wages Totals</i>		<b>\$19,769.48</b>	<b>\$7,241.28</b>	<b>\$10,700.00</b>	<b>\$10,700.00</b>
<i>Fringe Benefits</i>					
6101	FICA	30,663.48	27,663.20	29,100.00	28,049.00
6102	Medicare	7,171.28	6,469.61	6,805.00	6,560.00
6104	Health	131,934.03	135,600.00	160,200.00	158,400.00
6105	Dental	5,553.32	5,707.63	7,274.00	6,668.00
6106	Vision	1,461.17	1,501.77	1,914.00	1,755.00
6107	Life	1,725.75	949.38	890.00	816.00
6108	Sick & Accident	1,875.89	1,747.98	2,442.00	2,220.00
<i>Fringe Benefits Totals</i>		<b>\$180,384.92</b>	<b>\$179,639.57</b>	<b>\$208,625.00</b>	<b>\$204,468.00</b>
<i>Fringe Benefits Other</i>					
6103	Retirement	36,864.46	42,432.35	47,274.00	47,100.00
6109	Workers Compensation	960.23	886.96	950.00	919.00
6110	Unemployment Compensation	.00	1,157.36	1,200.00	.00
6111	Waiver of Health Insurance	.00	.00	.00	3,000.00
<i>Fringe Benefits Other Totals</i>		<b>\$37,824.69</b>	<b>\$44,476.67</b>	<b>\$49,424.00</b>	<b>\$51,019.00</b>
<i>Personnel Expense</i>					
6201	Dues / Memberships	600.00	750.00	750.00	750.00
6202	Books and Subscriptions	744.40	748.20	1,100.00	1,100.00
6209	Employee Physicals	136.00	185.00	150.00	300.00
<i>Personnel Expense Totals</i>		<b>\$1,480.40</b>	<b>\$1,683.20</b>	<b>\$2,000.00</b>	<b>\$2,150.00</b>
<i>Occupancy</i>					
6413	Storage	7,541.96	7,602.79	7,600.00	7,600.00
<i>Occupancy Totals</i>		<b>\$7,541.96</b>	<b>\$7,602.79</b>	<b>\$7,600.00</b>	<b>\$7,600.00</b>
<i>Communication</i>					
6501	Telephone / Internet	924.00	960.00	960.00	960.00
6504	Postage	13,824.86	13,268.76	17,500.00	17,500.00
6506	Printing	1,820.00	2,860.30	5,000.00	5,000.00
6507	Advertising	421.12	.00	600.00	600.00



# Budget Worksheet Report

Budget Year 2022

Account	Account Description	2019 Actual Amount	2020 Actual Amount	2021 Adopted Budget	2022 Final
Fund <b>100 - General</b>					
<b>EXPENSE</b>					
Department <b>2400 - Clerk of Courts</b>					
Communication					
<i>Communication Totals</i>		\$16,989.98	\$17,089.06	\$24,060.00	\$24,060.00
<i>Supplies and Minor Equipment</i>					
6601.1607	Supplies - Other	12,632.92	10,994.79	15,000.00	15,000.00
6602	Minor Equipment Purchases	1,749.22	7,637.50	5,000.00	5,000.00
6606	Maintenance Agreements	2,919.00	3,101.00	3,300.00	3,500.00
<i>Supplies and Minor Equipment Totals</i>		\$17,301.14	\$21,733.29	\$23,300.00	\$23,500.00
<i>Transportation</i>					
6751	Travel	2,024.55	717.52	2,000.00	3,000.00
<i>Transportation Totals</i>		\$2,024.55	\$717.52	\$2,000.00	\$3,000.00
<i>Consultant / Contracted Services</i>					
6855	Computer Consultants Support	6,660.00	6,864.00	10,200.00	10,200.00
<i>Consultant / Contracted Services Totals</i>		\$6,660.00	\$6,864.00	\$10,200.00	\$10,200.00
<i>General Administration</i>					
7118	Bank Charges / Bank Interest	3,565.97	3,430.56	3,800.00	4,200.00
7122	Other Expenses	590.47	.00	1,100.00	1,100.00
7125	COVID-19 Expenses	.00	871.50	.00	.00
<i>General Administration Totals</i>		\$4,156.44	\$4,302.06	\$4,900.00	\$5,300.00
<i>Judicial / Courts</i>					
6204	Constable / Sheriff Costs	7,116.88	4,460.64	7,500.00	7,000.00
<i>Judicial / Courts Totals</i>		\$7,116.88	\$4,460.64	\$7,500.00	\$7,000.00
<i>Other Financing Uses</i>					
7801	Operating Transfers Out	200,000.00	.00	.00	.00
<i>Other Financing Uses Totals</i>		\$200,000.00	\$0.00	\$0.00	\$0.00
Department <b>2400 - Clerk of Courts Totals</b>		\$987,481.12	\$747,545.69	\$809,909.00	\$801,482.00
Department <b>2410 - Coroner</b>					
<i>Wages and Salaries</i>					
6005	Elected Officials	70,970.69	69,599.95	69,100.00	69,885.00
6007	Part Time Wages	65,911.88	71,437.95	80,000.00	80,000.00
6008	Other Wages - Temp / Season / Etc	11,289.31	11,703.93	12,500.00	12,500.00
<i>Wages and Salaries Totals</i>		\$148,171.88	\$152,741.83	\$161,600.00	\$162,385.00
<i>Fringe Benefits</i>					
6101	FICA	9,069.40	9,344.46	10,100.00	10,068.00



# Budget Worksheet Report

Budget Year 2022

Account	Account Description	2019 Actual Amount	2020 Actual Amount	2021 Adopted Budget	2022 Final
Fund <b>100 - General</b>					
<b>EXPENSE</b>					
Department <b>2410 - Coroner</b>					
<i>Fringe Benefits</i>					
6102	Medicare	2,121.06	2,185.39	2,344.00	2,355.00
6104	Health	14,400.00	14,400.00	17,800.00	15,840.00
6105	Dental	606.12	606.12	607.00	607.00
6106	Vision	159.48	159.48	160.00	160.00
6107	Life	243.90	90.24	75.00	75.00
<i>Fringe Benefits Totals</i>		\$26,599.96	\$26,785.69	\$31,086.00	\$29,105.00
<i>Fringe Benefits Other</i>					
6103	Retirement	5,722.12	6,559.97	7,308.00	14,715.00
6109	Workers Compensation	4,478.89	4,863.03	5,400.00	5,495.00
6110	Unemployment Compensation	.00	399.60	500.00	.00
<i>Fringe Benefits Other Totals</i>		\$10,201.01	\$11,822.60	\$13,208.00	\$20,210.00
<i>Personnel Expense</i>					
6201	Dues / Memberships	880.00	880.00	1,000.00	1,200.00
6202	Books and Subscriptions	1,500.00	1,500.00	1,500.00	2,000.00
6203	Training	800.00	250.00	3,000.00	3,000.00
6206	Uniform / Clothing	528.00	414.90	500.00	500.00
6209	Employee Physicals	272.00	.00	136.00	.00
<i>Personnel Expense Totals</i>		\$3,980.00	\$3,044.90	\$6,136.00	\$6,700.00
<i>Occupancy</i>					
6413	Storage	386.18	377.88	600.00	600.00
<i>Occupancy Totals</i>		\$386.18	\$377.88	\$600.00	\$600.00
<i>Communication</i>					
6502	Cellular / Air Card Service	2,612.76	2,851.60	3,000.00	3,192.00
6504	Postage	59.74	21.66	200.00	200.00
<i>Communication Totals</i>		\$2,672.50	\$2,873.26	\$3,200.00	\$3,392.00
<i>Supplies and Minor Equipment</i>					
6601.1607	Supplies - Other	186.25	109.95	500.00	500.00
6602	Minor Equipment Purchases	219.95	.00	200.00	200.00
<i>Supplies and Minor Equipment Totals</i>		\$406.20	\$109.95	\$700.00	\$700.00
<i>Transportation</i>					
6750	Lodging and Meals	.00	.00	2,000.00	2,000.00
6751	Travel	1,369.82	511.09	3,000.00	3,000.00



# Budget Worksheet Report

Budget Year 2022

Account	Account Description	2019 Actual Amount	2020 Actual Amount	2021 Adopted Budget	2022 Final
<b>Fund 100 - General</b>					
<b>EXPENSE</b>					
Department <b>2410 - Coroner</b>					
Transportation					
<i>Transportation Totals</i>		\$1,369.82	\$511.09	\$5,000.00	\$5,000.00
General Administration					
7122	Other Expenses	1,512.25	.00	1,500.00	1,500.00
7125	COVID-19 Expenses	.00	1,062.14	.00	.00
<i>General Administration Totals</i>		\$1,512.25	\$1,062.14	\$1,500.00	\$1,500.00
Row Office Costs to General Fund					
7201	Autopsies	266,280.50	243,428.00	225,000.00	225,000.00
<i>Row Office Costs to General Fund Totals</i>		\$266,280.50	\$243,428.00	\$225,000.00	\$225,000.00
Public Service / Safety					
7352	Ambulatory	11,592.50	11,965.00	12,000.00	12,000.00
7363.2350	Indigent / Unclaimed Burial	2,550.00	.00	3,825.00	3,825.00
<i>Public Service / Safety Totals</i>		\$14,142.50	\$11,965.00	\$15,825.00	\$15,825.00
Department <b>2410 - Coroner Totals</b>		\$475,722.80	\$454,722.34	\$463,855.00	\$470,417.00
Department <b>2415 - Jury Commission</b>					
Wages and Salaries					
6006	Full Time Wages	70,344.17	62,971.15	27,600.00	.00
<i>Wages and Salaries Totals</i>		\$70,344.17	\$62,971.15	\$27,600.00	\$0.00
Premium Wages					
6077	Contracted Sick & Vacation Buy Back	.00	529.17	300.00	.00
<i>Premium Wages Totals</i>		\$0.00	\$529.17	\$300.00	\$0.00
Fringe Benefits					
6101	FICA	4,235.89	3,830.78	1,800.00	.00
6102	Medicare	990.65	895.89	400.00	.00
6104	Health	28,705.26	25,200.00	35,600.00	.00
6105	Dental	1,208.25	1,060.71	607.00	.00
6106	Vision	317.91	279.09	1,606.00	.00
6107	Life	319.32	161.94	75.00	.00
6108	Sick & Accident	375.40	309.67	222.00	.00
<i>Fringe Benefits Totals</i>		\$36,152.68	\$31,738.08	\$40,310.00	\$0.00
Fringe Benefits Other					
6103	Retirement	5,905.59	6,502.06	7,244.00	.00
6109	Workers Compensation	167.84	137.31	100.00	.00





# Budget Worksheet Report

Budget Year 2022

Account	Account Description	2019 Actual Amount	2020 Actual Amount	2021 Adopted Budget	2022 Final
Fund <b>100 - General</b>					
<b>EXPENSE</b>					
Department <b>2415 - Jury Commission</b>					
<i>Fringe Benefits Other</i>					
<i>Fringe Benefits Other Totals</i>		\$6,073.43	\$6,639.37	\$7,344.00	\$0.00
<i>Communication</i>					
6504	Postage	14,324.57	13,152.02	18,000.00	.00
<i>Communication Totals</i>		\$14,324.57	\$13,152.02	\$18,000.00	\$0.00
<i>Supplies and Minor Equipment</i>					
6601.1607	Supplies - Other	2,787.22	2,197.81	4,500.00	.00
6602	Minor Equipment Purchases	159.39	149.89	500.00	.00
6606	Maintenance Agreements	1,718.36	1,652.30	1,900.00	.00
<i>Supplies and Minor Equipment Totals</i>		\$4,664.97	\$4,000.00	\$6,900.00	\$0.00
<i>Consultant / Contracted Services</i>					
6860	Misc Contracted Services	7,187.73	7,320.53	9,000.00	.00
<i>Consultant / Contracted Services Totals</i>		\$7,187.73	\$7,320.53	\$9,000.00	\$0.00
<i>General Administration</i>					
7125	COVID-19 Expenses	.00	393.20	.00	.00
<i>General Administration Totals</i>		\$0.00	\$393.20	\$0.00	\$0.00
Department <b>2415 - Jury Commission Totals</b>		\$138,747.55	\$126,743.52	\$109,454.00	\$0.00
Department <b>2420 - District Attorney</b>					
<i>Wages and Salaries</i>					
6005	Elected Officials	190,619.08	187,093.15	186,000.00	186,000.00
6006	Full Time Wages	1,526,231.44	1,683,512.93	1,654,000.00	1,812,800.00
6007	Part Time Wages	133,262.07	112,275.00	137,200.00	137,200.00
6008	Other Wages - Temp / Season / Etc	125.31	767.73	.00	.00
6082	Early Exit Incentive Payments	24,000.00	.00	.00	.00
<i>Wages and Salaries Totals</i>		\$1,874,237.90	\$1,983,648.81	\$1,977,200.00	\$2,136,000.00
<i>Premium Wages</i>					
6077	Contracted Sick & Vacation Buy Back	18,787.84	29,775.64	20,000.00	20,000.00
6078	Lump Sum Longevity Pay	2,250.00	250.00	1,000.00	1,000.00
6079	On-Call & Call Out Pay	30,690.00	46,880.00	45,500.00	45,500.00
6080	Overtime	62,423.51	71,288.79	62,500.00	62,500.00
6081	Premium Pay	12,392.41	4,749.60	16,000.00	16,000.00
<i>Premium Wages Totals</i>		\$126,543.76	\$152,944.03	\$145,000.00	\$145,000.00



# Budget Worksheet Report

Budget Year 2022

Account	Account Description	2019 Actual Amount	2020 Actual Amount	2021 Adopted Budget	2022 Final
<b>Fund 100 - General</b>					
<b>EXPENSE</b>					
Department <b>2420 - District Attorney</b>					
<i>Fringe Benefits</i>					
6101	FICA	117,644.25	127,327.56	130,400.00	132,407.00
6102	Medicare	28,157.51	30,394.20	30,482.00	30,966.00
6104	Health	362,048.81	358,822.49	445,000.00	443,520.00
6105	Dental	15,239.20	15,103.37	18,790.00	18,184.00
6106	Vision	4,009.68	3,973.94	4,944.00	4,785.00
6107	Life	4,812.87	2,484.27	2,299.00	2,225.00
6108	Sick & Accident	4,532.92	4,514.30	6,660.00	6,438.00
<i>Fringe Benefits Totals</i>		<b>\$536,445.24</b>	<b>\$542,620.13</b>	<b>\$638,575.00</b>	<b>\$638,525.00</b>
<i>Fringe Benefits Other</i>					
6103	Retirement	159,302.39	168,652.22	187,896.00	219,718.00
6109	Workers Compensation	46,495.83	52,321.46	51,000.00	47,802.00
6110	Unemployment Compensation	.00	1,607.04	3,900.00	.00
6111	Waiver of Health Insurance	.00	11,422.62	9,000.00	9,000.00
<i>Fringe Benefits Other Totals</i>		<b>\$205,798.22</b>	<b>\$234,003.34</b>	<b>\$251,796.00</b>	<b>\$276,520.00</b>
<i>Personnel Expense</i>					
6201	Dues / Memberships	11,739.29	11,775.45	12,500.00	13,500.00
6202	Books and Subscriptions	20,046.91	21,636.23	22,400.00	22,400.00
6203	Training	8,491.00	11,541.12	13,100.00	13,100.00
6205	Outside Stenographers	1,349.00	3,040.50	1,700.00	3,000.00
6209	Employee Physicals	98.00	615.00	250.00	250.00
<i>Personnel Expense Totals</i>		<b>\$41,724.20</b>	<b>\$48,608.30</b>	<b>\$49,950.00</b>	<b>\$52,250.00</b>
<i>Communication</i>					
6502	Cellular / Air Card Service	4,903.09	5,514.03	5,500.00	5,500.00
6504	Postage	3,128.75	2,199.22	3,100.00	3,100.00
<i>Communication Totals</i>		<b>\$8,031.84</b>	<b>\$7,713.25</b>	<b>\$8,600.00</b>	<b>\$8,600.00</b>
<i>Supplies and Minor Equipment</i>					
6414.1404	Repairs & Maintenance - Equipment	2,337.23	1,682.50	2,000.00	3,000.00
6414.1405	Repairs & Maintenance - Vehicles	1,990.01	731.95	2,000.00	2,000.00
6601.1602	Supplies - Photo	267.00	.00	400.00	400.00
6601.1607	Supplies - Other	16,469.56	13,885.86	17,894.00	18,000.00
6602	Minor Equipment Purchases	10,470.50	14,009.03	15,000.00	15,000.00
6603	Equipment Rental	909.77	1,273.19	1,808.00	1,808.00



# Budget Worksheet Report

Budget Year 2022

Account	Account Description	2019 Actual Amount	2020 Actual Amount	2021 Adopted Budget	2022 Final
Fund <b>100 - General</b>					
<b>EXPENSE</b>					
Department <b>2420 - District Attorney</b>					
<i>Supplies and Minor Equipment</i>					
6604.1607	Minor Outlay - Computer Hardware	.00	6,490.00	10,000.00	11,000.00
6604.1608	Minor Outlay - Computer Software	10,974.68	7,511.25	10,600.00	11,000.00
6605	Ammunition	420.00	2,000.00	2,500.00	3,000.00
<i>Supplies and Minor Equipment Totals</i>		<b>\$43,838.75</b>	<b>\$47,583.78</b>	<b>\$62,202.00</b>	<b>\$65,208.00</b>
<i>Transportation</i>					
6751	Travel	6,607.09	7,884.84	6,200.00	6,200.00
7557	Gasoline	10,312.77	7,735.44	8,000.00	8,000.00
<i>Transportation Totals</i>		<b>\$16,919.86</b>	<b>\$15,620.28</b>	<b>\$14,200.00</b>	<b>\$14,200.00</b>
<i>Consultant / Contracted Services</i>					
6853	Legal	434.98	(3,176.97)	2,000.00	2,000.00
6860	Misc Contracted Services	40,418.24	26,615.39	21,509.00	40,000.00
<i>Consultant / Contracted Services Totals</i>		<b>\$40,853.22</b>	<b>\$23,438.42</b>	<b>\$23,509.00</b>	<b>\$42,000.00</b>
<i>Debt Payments</i>					
7065	Principal Capital Lease	29,637.84	29,637.84	31,140.00	35,811.00
7066	Interest Capital Lease	11,755.20	11,755.20	13,248.00	15,235.00
<i>Debt Payments Totals</i>		<b>\$41,393.04</b>	<b>\$41,393.04</b>	<b>\$44,388.00</b>	<b>\$51,046.00</b>
<i>General Administration</i>					
7122	Other Expenses	8,026.74	9,216.59	8,000.00	9,200.00
7125	COVID-19 Expenses	.00	526.53	.00	.00
<i>General Administration Totals</i>		<b>\$8,026.74</b>	<b>\$9,743.12</b>	<b>\$8,000.00</b>	<b>\$9,200.00</b>
<i>Judicial / Courts</i>					
7254	Detective Maintenance	.00	499.99	500.00	500.00
7264	Witness Fees	.00	.00	1,000.00	500.00
7265	Witness Protection	.00	3,300.00	.00	.00
<i>Judicial / Courts Totals</i>		<b>\$0.00</b>	<b>\$3,799.99</b>	<b>\$1,500.00</b>	<b>\$1,000.00</b>
<i>Capital Outlay</i>					
7754	Capital Outlay - Equipment	.00	60,950.00	.00	.00
<i>Capital Outlay Totals</i>		<b>\$0.00</b>	<b>\$60,950.00</b>	<b>\$0.00</b>	<b>\$0.00</b>
<b>Department 2420 - District Attorney Totals</b>		<b>\$2,943,812.77</b>	<b>\$3,172,066.49</b>	<b>\$3,224,920.00</b>	<b>\$3,439,549.00</b>
Department <b>2421 - Emergency Service Unit (ESU)</b>					
<i>Wages and Salaries</i>					
6008	Other Wages - Temp / Season / Etc	53,547.04	43,088.65	35,000.00	35,000.00
<i>Wages and Salaries Totals</i>		<b>\$53,547.04</b>	<b>\$43,088.65</b>	<b>\$35,000.00</b>	<b>\$35,000.00</b>



# Budget Worksheet Report

Budget Year 2022

Account	Account Description	2019 Actual Amount	2020 Actual Amount	2021 Adopted Budget	2022 Final
Fund <b>100 - General</b>					
<b>EXPENSE</b>					
Department <b>2421 - Emergency Service Unit (ESU)</b>					
<i>Premium Wages</i>					
6080	Overtime	8,649.61	12,697.65	7,500.00	7,500.00
	<i>Premium Wages Totals</i>	<u>\$8,649.61</u>	<u>\$12,697.65</u>	<u>\$7,500.00</u>	<u>\$7,500.00</u>
<i>Fringe Benefits</i>					
6101	FICA	2,937.56	2,586.33	2,700.00	2,170.00
6102	Medicare	687.05	604.94	617.00	508.00
6104	Health	1,113.35	659.99	14,400.00	.00
6105	Dental	46.85	27.78	607.00	.00
6106	Vision	12.32	7.32	160.00	.00
6107	Life	16.26	5.13	74.00	.00
6108	Sick & Accident	11.20	13.83	222.00	.00
	<i>Fringe Benefits Totals</i>	<u>\$4,824.59</u>	<u>\$3,905.32</u>	<u>\$18,780.00</u>	<u>\$2,678.00</u>
<i>Fringe Benefits Other</i>					
6103	Retirement	339.84	799.50	891.00	1,325.00
6109	Workers Compensation	3,175.78	2,378.13	2,300.00	2,037.00
	<i>Fringe Benefits Other Totals</i>	<u>\$3,515.62</u>	<u>\$3,177.63</u>	<u>\$3,191.00</u>	<u>\$3,362.00</u>
<i>Personnel Expense</i>					
6202	Books and Subscriptions	81.00	.00	200.00	200.00
6203	Training	1,347.48	732.50	1,200.00	4,000.00
	<i>Personnel Expense Totals</i>	<u>\$1,428.48</u>	<u>\$732.50</u>	<u>\$1,400.00</u>	<u>\$4,200.00</u>
<i>Supplies and Minor Equipment</i>					
6414.1404	Repairs & Maintenance - Equipment	999.11	7,086.91	6,000.00	6,000.00
6601.1607	Supplies - Other	(398.59)	.00	400.00	2,000.00
6602	Minor Equipment Purchases	1,479.06	30,022.94	15,000.00	18,000.00
6605	Ammunition	8,191.51	8,389.85	9,500.00	11,500.00
	<i>Supplies and Minor Equipment Totals</i>	<u>\$10,271.09</u>	<u>\$45,499.70</u>	<u>\$30,900.00</u>	<u>\$37,500.00</u>
	Department <b>2421 - Emergency Service Unit (ESU)</b>	<u>\$82,236.43</u>	<u>\$109,101.45</u>	<u>\$96,771.00</u>	<u>\$90,240.00</u>
	Totals				
Department <b>2430 - Prothonotary</b>					
<i>Wages and Salaries</i>					
6005	Elected Officials	70,970.69	69,599.95	69,100.00	69,885.00
6006	Full Time Wages	327,093.61	315,333.19	314,500.00	352,000.00
6007	Part Time Wages	11,702.08	19,049.29	5,800.00	5,800.00
6008	Other Wages - Temp / Season / Etc	19,270.53	13,789.67	16,600.00	16,600.00



# Budget Worksheet Report

Budget Year 2022

Account	Account Description	2019 Actual Amount	2020 Actual Amount	2021 Adopted Budget	2022 Final
Fund <b>100 - General</b>					
<b>EXPENSE</b>					
Department <b>2430 - Prothonotary</b>					
<i>Wages and Salaries</i>					
6082	Early Exit Incentive Payments	16,000.00	.00	.00	.00
<i>Wages and Salaries Totals</i>		<b>\$445,036.91</b>	<b>\$417,772.10</b>	<b>\$406,000.00</b>	<b>\$444,285.00</b>
<i>Premium Wages</i>					
6077	Contracted Sick & Vacation Buy Back	.00	1,503.89	.00	.00
6080	Overtime	7,045.23	3,249.63	3,500.00	3,500.00
6081	Premium Pay	599.98	.00	.00	.00
<i>Premium Wages Totals</i>		<b>\$7,645.21</b>	<b>\$4,753.52</b>	<b>\$3,500.00</b>	<b>\$3,500.00</b>
<i>Fringe Benefits</i>					
6101	FICA	27,303.80	25,880.28	27,835.00	27,545.00
6102	Medicare	6,385.55	6,052.67	6,510.00	6,442.00
6104	Health	138,000.00	116,124.14	160,200.00	142,560.00
6105	Dental	5,808.65	5,291.93	13,336.00	6,668.00
6106	Vision	1,528.35	1,392.40	1,755.00	1,755.00
6107	Life	1,604.10	872.08	816.00	816.00
6108	Sick & Accident	1,671.56	1,654.98	2,220.00	2,220.00
<i>Fringe Benefits Totals</i>		<b>\$182,302.01</b>	<b>\$157,268.48</b>	<b>\$212,672.00</b>	<b>\$188,006.00</b>
<i>Fringe Benefits Other</i>					
6103	Retirement	33,554.55	37,500.58	41,779.00	42,486.00
6109	Workers Compensation	862.36	788.10	800.00	899.00
6110	Unemployment Compensation	.00	69.00	150.00	.00
6111	Waiver of Health Insurance	.00	5,169.02	3,000.00	3,000.00
<i>Fringe Benefits Other Totals</i>		<b>\$34,416.91</b>	<b>\$43,526.70</b>	<b>\$45,729.00</b>	<b>\$46,385.00</b>
<i>Personnel Expense</i>					
6201	Dues / Memberships	600.00	325.00	750.00	750.00
6202	Books and Subscriptions	230.00	250.00	400.00	400.00
6209	Employee Physicals	272.00	185.00	136.00	272.00
6213	Background Checks	45.85	.00	.00	92.00
<i>Personnel Expense Totals</i>		<b>\$1,147.85</b>	<b>\$760.00</b>	<b>\$1,286.00</b>	<b>\$1,514.00</b>
<i>Occupancy</i>					
6413	Storage	16,121.02	17,773.75	19,500.00	19,500.00
<i>Occupancy Totals</i>		<b>\$16,121.02</b>	<b>\$17,773.75</b>	<b>\$19,500.00</b>	<b>\$19,500.00</b>
<i>Communication</i>					
6504	Postage	12,481.02	9,188.34	13,000.00	13,000.00



# Budget Worksheet Report

Budget Year 2022

Account	Account Description	2019 Actual Amount	2020 Actual Amount	2021 Adopted Budget	2022 Final
Fund <b>100 - General</b>					
<b>EXPENSE</b>					
Department <b>2430 - Prothonotary</b>					
Communication					
<i>Communication Totals</i>		\$12,481.02	\$9,188.34	\$13,000.00	\$13,000.00
<i>Supplies and Minor Equipment</i>					
6414.1404	Repairs & Maintenance - Equipment	.00	517.05	500.00	500.00
6601.1602	Supplies - Photo	1,931.02	601.55	2,763.00	2,763.00
6601.1607	Supplies - Other	11,449.35	14,165.79	13,000.00	13,245.00
6602	Minor Equipment Purchases	1,705.99	.00	3,500.00	4,000.00
6604.1608	Minor Outlay - Computer Software	2,200.00	2,196.52	.00	.00
6606	Maintenance Agreements	7,739.00	7,744.00	7,700.00	15,000.00
<i>Supplies and Minor Equipment Totals</i>		\$25,025.36	\$25,224.91	\$27,463.00	\$35,508.00
<i>Transportation</i>					
6751	Travel	1,632.55	.00	2,000.00	2,000.00
<i>Transportation Totals</i>		\$1,632.55	\$0.00	\$2,000.00	\$2,000.00
<i>Debt Payments</i>					
7065	Principal Capital Lease	2,391.96	2,391.96	2,995.00	2,995.00
<i>Debt Payments Totals</i>		\$2,391.96	\$2,391.96	\$2,995.00	\$2,995.00
<i>General Administration</i>					
7122	Other Expenses	.00	.00	1,100.00	1,100.00
7125	COVID-19 Expenses	.00	531.91	.00	.00
<i>General Administration Totals</i>		\$0.00	\$531.91	\$1,100.00	\$1,100.00
Department <b>2430 - Prothonotary Totals</b>		\$728,200.80	\$679,191.67	\$735,245.00	\$757,793.00
Department <b>2440 - Register of Wills</b>					
<i>Wages and Salaries</i>					
6005	Elected Officials	73,001.38	71,664.41	69,100.00	69,885.00
6006	Full Time Wages	187,246.91	187,883.18	181,000.00	162,200.00
6007	Part Time Wages	12,706.00	10,681.85	5,913.00	5,913.00
6008	Other Wages - Temp / Season / Etc	.00	10,685.08	18,000.00	18,000.00
<i>Wages and Salaries Totals</i>		\$272,954.29	\$280,914.52	\$274,013.00	\$255,998.00
<i>Premium Wages</i>					
6077	Contracted Sick & Vacation Buy Back	.00	943.29	.00	.00
6078	Lump Sum Longevity Pay	1,000.00	750.00	750.00	1,250.00
<i>Premium Wages Totals</i>		\$1,000.00	\$1,693.29	\$750.00	\$1,250.00



# Budget Worksheet Report

Budget Year 2022

Account	Account Description	2019 Actual Amount	2020 Actual Amount	2021 Adopted Budget	2022 Final
Fund <b>100 - General</b>					
<b>EXPENSE</b>					
Department <b>2440 - Register of Wills</b>					
<i>Fringe Benefits</i>					
6101	FICA	16,514.31	17,197.69	17,732.00	15,821.00
6102	Medicare	3,862.24	4,022.01	4,147.00	3,700.00
6104	Health	86,305.26	75,600.00	89,000.00	79,200.00
6105	Dental	3,632.73	3,586.21	7,274.00	3,637.00
6106	Vision	955.83	943.59	1,117.00	957.00
6107	Life	962.22	541.44	520.00	445.00
6108	Sick & Accident	946.40	935.43	1,332.00	1,110.00
<i>Fringe Benefits Totals</i>		<b>\$113,178.99</b>	<b>\$102,826.37</b>	<b>\$121,122.00</b>	<b>\$104,870.00</b>
<i>Fringe Benefits Other</i>					
6103	Retirement	21,618.63	24,147.73	26,903.00	28,271.00
6109	Workers Compensation	476.76	456.18	682.00	447.00
6110	Unemployment Compensation	.00	127.68	.00	.00
6111	Waiver of Health Insurance	.00	2,076.84	3,000.00	3,000.00
<i>Fringe Benefits Other Totals</i>		<b>\$22,095.39</b>	<b>\$26,808.43</b>	<b>\$30,585.00</b>	<b>\$31,718.00</b>
<i>Personnel Expense</i>					
6201	Dues / Memberships	600.00	750.00	750.00	750.00
6202	Books and Subscriptions	50.00	50.00	50.00	50.00
6209	Employee Physicals	136.00	136.00	150.00	150.00
6213	Background Checks	45.85	.00	50.00	50.00
<i>Personnel Expense Totals</i>		<b>\$831.85</b>	<b>\$936.00</b>	<b>\$1,000.00</b>	<b>\$1,000.00</b>
<i>Occupancy</i>					
6413	Storage	5,701.01	5,671.36	5,500.00	6,000.00
<i>Occupancy Totals</i>		<b>\$5,701.01</b>	<b>\$5,671.36</b>	<b>\$5,500.00</b>	<b>\$6,000.00</b>
<i>Communication</i>					
6501	Telephone / Internet	36.60	30.09	150.00	150.00
6504	Postage	2,462.56	1,945.66	2,200.00	3,000.00
6506	Printing	2,636.71	1,867.44	2,800.00	2,800.00
6507	Advertising	12,401.68	12,629.00	14,000.00	14,000.00
<i>Communication Totals</i>		<b>\$17,537.55</b>	<b>\$16,472.19</b>	<b>\$19,150.00</b>	<b>\$19,950.00</b>
<i>Supplies and Minor Equipment</i>					
6414.1404	Repairs & Maintenance - Equipment	.00	240.63	.00	500.00
6601.1607	Supplies - Other	2,825.84	2,582.72	2,900.00	2,900.00



# Budget Worksheet Report

Budget Year 2022

Account	Account Description	2019 Actual Amount	2020 Actual Amount	2021 Adopted Budget	2022 Final
Fund <b>100 - General</b>					
<b>EXPENSE</b>					
Department <b>2440 - Register of Wills</b>					
<i>Supplies and Minor Equipment</i>					
6602	Minor Equipment Purchases	1,404.56	4,190.87	1,000.00	1,000.00
6606	Maintenance Agreements	14,165.21	14,523.26	21,800.00	21,800.00
<i>Supplies and Minor Equipment Totals</i>		\$18,395.61	\$21,537.48	\$25,700.00	\$26,200.00
<i>Transportation</i>					
6751	Travel	2,254.07	.00	5,000.00	5,000.00
<i>Transportation Totals</i>		\$2,254.07	\$0.00	\$5,000.00	\$5,000.00
<i>Debt Payments</i>					
7065	Principal Capital Lease	1,692.00	2,256.00	2,460.00	2,600.00
<i>Debt Payments Totals</i>		\$1,692.00	\$2,256.00	\$2,460.00	\$2,600.00
<i>General Administration</i>					
7125	COVID-19 Expenses	.00	1,803.74	.00	.00
<i>General Administration Totals</i>		\$0.00	\$1,803.74	\$0.00	\$0.00
Department <b>2440 - Register of Wills Totals</b>		\$455,640.76	\$460,919.38	\$485,280.00	\$454,586.00
Department <b>2450 - Sheriff</b>					
<i>Wages and Salaries</i>					
6005	Elected Officials	70,970.69	69,599.95	69,100.00	69,885.00
6006	Full Time Wages	1,898,527.39	1,888,379.07	1,860,900.00	1,872,700.00
6007	Part Time Wages	480,227.08	687,716.96	470,000.00	482,625.00
6008	Other Wages - Temp / Season / Etc	28,996.78	21,757.28	35,000.00	35,000.00
6082	Early Exit Incentive Payments	40,000.00	.00	.00	.00
<i>Wages and Salaries Totals</i>		\$2,518,721.94	\$2,667,453.26	\$2,435,000.00	\$2,460,210.00
<i>Premium Wages</i>					
6077	Contracted Sick & Vacation Buy Back	8,097.80	9,807.15	10,000.00	10,000.00
6078	Lump Sum Longevity Pay	250.00	250.00	1,000.00	1,000.00
6079	On-Call & Call Out Pay	15,660.00	16,793.11	15,600.00	15,600.00
6080	Overtime	281,857.55	188,421.54	245,000.00	245,000.00
6081	Premium Pay	34,600.04	17,692.45	27,000.00	27,000.00
<i>Premium Wages Totals</i>		\$340,465.39	\$232,964.25	\$298,600.00	\$298,600.00
<i>Fringe Benefits</i>					
6101	FICA	179,961.72	182,848.06	164,600.00	152,594.00
6102	Medicare	42,087.78	42,762.83	38,491.00	35,688.00
6104	Health	374,235.86	356,400.00	409,400.00	475,200.00





# Budget Worksheet Report

Budget Year 2022

Account	Account Description	2019 Actual Amount	2020 Actual Amount	2021 Adopted Budget	2022 Final
Fund <b>100 - General</b>					
<b>EXPENSE</b>					
Department <b>2450 - Sheriff</b>					
<i>Fringe Benefits</i>					
6105	Dental	15,550.18	13,789.23	17,578.00	22,427.00
6106	Vision	4,091.51	3,628.17	4,625.00	5,901.00
6107	Life	4,845.06	2,542.80	2,151.00	2,744.00
6108	Sick & Accident	5,665.64	5,108.78	6,216.00	7,992.00
<i>Fringe Benefits Totals</i>		\$626,437.75	\$607,079.87	\$643,061.00	\$702,546.00
<i>Fringe Benefits Other</i>					
6103	Retirement	189,289.39	212,766.29	237,043.00	299,299.00
6109	Workers Compensation	130,936.18	141,546.68	140,000.00	108,224.00
6110	Unemployment Compensation	66.00	2,437.11	1,300.00	.00
6111	Waiver of Health Insurance	.00	31,006.46	33,000.00	33,000.00
<i>Fringe Benefits Other Totals</i>		\$320,291.57	\$387,756.54	\$411,343.00	\$440,523.00
<i>Personnel Expense</i>					
6201	Dues / Memberships	1,156.87	1,851.45	2,500.00	.00
6202	Books and Subscriptions	.00	15.50	500.00	.00
6203	Training	6,401.44	8,304.56	20,000.00	.00
6206	Uniform / Clothing	42,481.77	45,215.23	35,000.00	.00
6206.1000	Sheriff Related Equipment	2,703.93	2,090.47	5,000.00	.00
6209	Employee Physicals	1,409.00	3,474.00	500.00	1,500.00
<i>Personnel Expense Totals</i>		\$54,153.01	\$60,951.21	\$63,500.00	\$1,500.00
<i>Occupancy</i>					
6413	Storage	1,907.25	2,173.42	2,000.00	2,000.00
<i>Occupancy Totals</i>		\$1,907.25	\$2,173.42	\$2,000.00	\$2,000.00
<i>Communication</i>					
6502	Cellular / Air Card Service	2,827.45	2,335.75	3,600.00	2,300.00
6504	Postage	4,813.71	4,090.00	4,500.00	3,000.00
<i>Communication Totals</i>		\$7,641.16	\$6,425.75	\$8,100.00	\$5,300.00
<i>Supplies and Minor Equipment</i>					
6414.1401	Repairs & Maintenance - Buildings	1,900.11	1,884.95	2,500.00	2,500.00
6414.1404	Repairs & Maintenance - Equipment	.00	2,321.97	1,500.00	1,500.00
6414.1405	Repairs & Maintenance - Vehicles	16,162.11	18,213.44	18,000.00	18,000.00
6601.1607	Supplies - Other	12,471.00	9,061.98	12,000.00	12,000.00
6602	Minor Equipment Purchases	46,004.33	16,904.79	10,000.00	35,000.00



# Budget Worksheet Report

Budget Year 2022

Account	Account Description	2019 Actual Amount	2020 Actual Amount	2021 Adopted Budget	2022 Final
Fund <b>100 - General</b>					
<b>EXPENSE</b>					
Department <b>2450 - Sheriff</b>					
<i>Supplies and Minor Equipment</i>					
6604.1608	Minor Outlay - Computer Software	1,293.40	3,075.56	3,200.00	3,400.00
6606	Maintenance Agreements	16,962.33	5,725.07	7,500.00	9,000.00
	<i>Supplies and Minor Equipment Totals</i>	<b>\$94,793.28</b>	<b>\$57,187.76</b>	<b>\$54,700.00</b>	<b>\$81,400.00</b>
<i>Transportation</i>					
6751	Travel	15,311.94	9,301.11	15,000.00	25,000.00
7557	Gasoline	28,831.00	22,822.72	30,000.00	30,000.00
	<i>Transportation Totals</i>	<b>\$44,142.94</b>	<b>\$32,123.83</b>	<b>\$45,000.00</b>	<b>\$55,000.00</b>
<i>Consultant / Contracted Services</i>					
6855	Computer Consultants Support	5,040.00	5,280.00	30,000.00	6,000.00
6860	Misc Contracted Services	1,758.05	9,482.00	13,000.00	10,000.00
6861	Medical Services	252.01	239.99	250.00	250.00
	<i>Consultant / Contracted Services Totals</i>	<b>\$7,050.06</b>	<b>\$15,001.99</b>	<b>\$43,250.00</b>	<b>\$16,250.00</b>
<i>Debt Payments</i>					
7065	Principal Capital Lease	40,474.86	67,173.52	63,891.00	63,200.00
7066	Interest Capital Lease	5,059.10	6,389.83	9,000.00	11,500.00
	<i>Debt Payments Totals</i>	<b>\$45,533.96</b>	<b>\$73,563.35</b>	<b>\$72,891.00</b>	<b>\$74,700.00</b>
<i>General Administration</i>					
7122	Other Expenses	2,320.16	22.66	1,500.00	1,500.00
7123	Grant Funded Project	6,379.07	5,038.19	.00	5,000.00
7125	COVID-19 Expenses	.00	8,436.97	.00	.00
	<i>General Administration Totals</i>	<b>\$8,699.23</b>	<b>\$13,497.82</b>	<b>\$1,500.00</b>	<b>\$6,500.00</b>
	Department <b>2450 - Sheriff Totals</b>	<b>\$4,069,837.54</b>	<b>\$4,156,179.05</b>	<b>\$4,078,945.00</b>	<b>\$4,144,529.00</b>
Department <b>2460 - Court Administration</b>					
<i>Wages and Salaries</i>					
6006	Full Time Wages	1,579,155.81	1,659,966.85	1,689,513.00	1,762,500.00
6007	Part Time Wages	39,553.61	38,267.12	80,000.00	80,000.00
6008	Other Wages - Temp / Season / Etc	91,562.58	75,626.58	100,000.00	100,000.00
6082	Early Exit Incentive Payments	8,000.00	.00	.00	.00
	<i>Wages and Salaries Totals</i>	<b>\$1,718,272.00</b>	<b>\$1,773,860.55</b>	<b>\$1,869,513.00</b>	<b>\$1,942,500.00</b>
<i>Premium Wages</i>					
6077	Contracted Sick & Vacation Buy Back	750.05	16,785.95	1,500.00	17,000.00
6078	Lump Sum Longevity Pay	4,000.00	3,750.00	4,000.00	4,000.00
6080	Overtime	23.04	.59	250.00	250.00



# Budget Worksheet Report

Budget Year 2022

Account	Account Description	2019 Actual Amount	2020 Actual Amount	2021 Adopted Budget	2022 Final
Fund <b>100 - General</b>					
<b>EXPENSE</b>					
Department <b>2460 - Court Administration</b>					
<i>Premium Wages</i>					
6081	Premium Pay	66,347.60	40,005.91	60,000.00	60,000.00
	<i>Premium Wages Totals</i>	<b>\$71,120.69</b>	<b>\$60,542.45</b>	<b>\$65,750.00</b>	<b>\$81,250.00</b>
<i>Fringe Benefits</i>					
6101	FICA	108,663.32	111,087.72	120,000.00	120,430.00
6102	Medicare	25,413.73	25,980.31	28,062.00	28,165.00
6104	Health	435,991.61	422,725.51	534,000.00	479,040.00
6105	Dental	19,260.81	18,803.43	20,609.00	21,821.00
6106	Vision	5,067.80	4,827.88	5,423.00	5,742.00
6107	Life	5,249.53	2,952.11	2,522.00	2,670.00
6108	Sick & Accident	6,425.87	6,376.49	7,548.00	7,992.00
	<i>Fringe Benefits Totals</i>	<b>\$606,072.67</b>	<b>\$592,753.45</b>	<b>\$718,164.00</b>	<b>\$665,860.00</b>
<i>Fringe Benefits Other</i>					
6103	Retirement	137,541.69	152,469.20	169,866.00	181,737.00
6109	Workers Compensation	4,092.66	4,164.78	4,400.00	4,662.00
6110	Unemployment Compensation	896.00	1,735.56	2,400.00	.00
6111	Waiver of Health Insurance	.00	5,307.48	6,000.00	6,000.00
	<i>Fringe Benefits Other Totals</i>	<b>\$142,530.35</b>	<b>\$163,677.02</b>	<b>\$182,666.00</b>	<b>\$192,399.00</b>
<i>Personnel Expense</i>					
6201	Dues / Memberships	4,947.00	4,245.00	6,000.00	6,000.00
6202	Books and Subscriptions	36,094.09	38,818.37	45,000.00	43,000.00
6203	Training	4,000.00	1,768.12	1,500.00	1,500.00
6205	Outside Stenographers	3,246.50	3,251.25	11,000.00	10,000.00
6209	Employee Physicals	865.00	1,197.00	1,000.00	1,200.00
	<i>Personnel Expense Totals</i>	<b>\$49,152.59</b>	<b>\$49,279.74</b>	<b>\$64,500.00</b>	<b>\$61,700.00</b>
<i>Occupancy</i>					
6403	Custodial Services	1,480.00	19,240.00	18,000.00	18,000.00
6413	Storage	30.47	33.24	100.00	100.00
	<i>Occupancy Totals</i>	<b>\$1,510.47</b>	<b>\$19,273.24</b>	<b>\$18,100.00</b>	<b>\$18,100.00</b>
<i>Communication</i>					
6501	Telephone / Internet	.00	.00	250.00	500.00
6504	Postage	6,276.74	8,875.77	10,000.00	30,000.00
6507	Advertising	2,310.40	191.00	1,500.00	1,200.00



# Budget Worksheet Report

Budget Year 2022

Account	Account Description	2019 Actual Amount	2020 Actual Amount	2021 Adopted Budget	2022 Final
Fund <b>100 - General</b>					
<b>EXPENSE</b>					
Department <b>2460 - Court Administration</b>					
Communication					
<i>Communication Totals</i>		\$8,587.14	\$9,066.77	\$11,750.00	\$31,700.00
<i>Supplies and Minor Equipment</i>					
6414.1404	Repairs & Maintenance - Equipment	18,879.72	22,159.18	23,000.00	23,000.00
6601.1607	Supplies - Other	31,162.82	28,022.47	32,000.00	37,000.00
6602	Minor Equipment Purchases	7,494.57	6,335.73	12,000.00	12,000.00
6603	Equipment Rental	4,644.00	4,856.00	5,000.00	5,000.00
6604.1608	Minor Outlay - Computer Software	1,289.52	2,250.64	2,000.00	2,500.00
6606	Maintenance Agreements	.00	.00	.00	1,900.00
<i>Supplies and Minor Equipment Totals</i>		\$63,470.63	\$63,624.02	\$74,000.00	\$81,400.00
<i>Transportation</i>					
6751	Travel	9,436.10	1,137.13	11,000.00	10,000.00
<i>Transportation Totals</i>		\$9,436.10	\$1,137.13	\$11,000.00	\$10,000.00
<i>Consultant / Contracted Services</i>					
6853	Legal	82,987.74	80,769.41	150,000.00	150,000.00
6854	Arbitrations	18,000.00	17,250.00	22,500.00	22,000.00
6855	Computer Consultants Support	1,650.00	1,920.00	2,000.00	2,100.00
6860	Misc Contracted Services	316,460.04	306,915.96	308,000.00	318,000.00
<i>Consultant / Contracted Services Totals</i>		\$419,097.78	\$406,855.37	\$482,500.00	\$492,100.00
<i>General Administration</i>					
7122	Other Expenses	79.76	1,026.90	1,000.00	1,000.00
7125	COVID-19 Expenses	.00	30,068.25	.00	.00
<i>General Administration Totals</i>		\$79.76	\$31,095.15	\$1,000.00	\$1,000.00
<i>Judicial / Courts</i>					
7258	Jury Expenses	44,909.54	32,243.60	70,000.00	70,000.00
<i>Judicial / Courts Totals</i>		\$44,909.54	\$32,243.60	\$70,000.00	\$70,000.00
Department <b>2460 - Court Administration Totals</b>		\$3,134,239.72	\$3,203,408.49	\$3,568,943.00	\$3,648,009.00
Department <b>2465 - District Court</b>					
Sub-Department <b>016 - MDJ 36-1-01 (Ambridge)</b>					
<i>Wages and Salaries</i>					
6006	Full Time Wages	101,323.48	107,721.64	104,800.00	104,800.00
<i>Wages and Salaries Totals</i>		\$101,323.48	\$107,721.64	\$104,800.00	\$104,800.00



# Budget Worksheet Report

Budget Year 2022

Account	Account Description	2019 Actual Amount	2020 Actual Amount	2021 Adopted Budget	2022 Final
Fund <b>100 - General</b>					
<b>EXPENSE</b>					
Department <b>2465 - District Court</b>					
Sub-Department <b>016 - MDJ 36-1-01 (Ambridge)</b>					
<i>Premium Wages</i>					
6077	Contracted Sick & Vacation Buy Back	.00	1,491.49	1,000.00	1,000.00
6079	On-Call & Call Out Pay	6,861.80	9,216.34	9,500.00	10,000.00
6080	Overtime	.00	14.68	300.00	300.00
<i>Premium Wages Totals</i>		<b>\$6,861.80</b>	<b>\$10,722.51</b>	<b>\$10,800.00</b>	<b>\$11,300.00</b>
<i>Fringe Benefits</i>					
6101	FICA	6,558.40	7,153.24	7,200.00	7,200.00
6102	Medicare	1,533.83	1,672.94	1,662.00	1,662.00
6104	Health	39,552.63	43,200.00	53,400.00	47,520.00
6105	Dental	1,664.84	1,818.36	1,819.00	1,819.00
6106	Vision	438.05	478.44	479.00	479.00
6107	Life	493.97	270.72	223.00	223.00
6108	Sick & Accident	566.91	556.79	667.00	667.00
<i>Fringe Benefits Totals</i>		<b>\$50,808.63</b>	<b>\$55,150.49</b>	<b>\$65,450.00</b>	<b>\$59,570.00</b>
<i>Fringe Benefits Other</i>					
6103	Retirement	9,020.90	9,999.79	11,141.00	12,202.00
6109	Workers Compensation	237.56	250.96	260.00	260.00
<i>Fringe Benefits Other Totals</i>		<b>\$9,258.46</b>	<b>\$10,250.75</b>	<b>\$11,401.00</b>	<b>\$12,462.00</b>
<i>Personnel Expense</i>					
6202	Books and Subscriptions	50.00	270.00	500.00	500.00
6209	Employee Physicals	.00	.00	150.00	150.00
<i>Personnel Expense Totals</i>		<b>\$50.00</b>	<b>\$270.00</b>	<b>\$650.00</b>	<b>\$650.00</b>
<i>Occupancy</i>					
6403	Custodial Services	4,843.75	8,760.00	8,760.00	9,650.00
6405	Electric	3,001.62	2,795.09	2,800.00	2,800.00
6406	Gas	1,609.93	1,462.59	1,800.00	1,800.00
6407	Water	496.34	524.08	600.00	600.00
6408	Sewage	557.36	596.76	650.00	650.00
6409	Rubbish Removal	394.41	541.73	600.00	650.00
<i>Occupancy Totals</i>		<b>\$10,903.41</b>	<b>\$14,680.25</b>	<b>\$15,210.00</b>	<b>\$16,150.00</b>
<i>Communication</i>					
6501	Telephone / Internet	1,088.97	1,141.37	1,300.00	1,800.00



# Budget Worksheet Report

Budget Year 2022

Account	Account Description	2019 Actual Amount	2020 Actual Amount	2021 Adopted Budget	2022 Final
Fund <b>100 - General</b>					
<b>EXPENSE</b>					
Department <b>2465 - District Court</b>					
Sub-Department <b>016 - MDJ 36-1-01 (Ambridge)</b>					
<i>Communication</i>					
6502	Cellular / Air Card Service	637.50	580.26	800.00	1,020.00
6503	Data Circuits	3,473.76	3,473.76	3,480.00	3,480.00
6504	Postage	8,847.10	5,929.25	9,000.00	9,000.00
<i>Communication Totals</i>		<b>\$14,047.33</b>	<b>\$11,124.64</b>	<b>\$14,580.00</b>	<b>\$15,300.00</b>
<i>Supplies and Minor Equipment</i>					
6414.1404	Repairs & Maintenance - Equipment	174.00	266.00	500.00	500.00
6601.1607	Supplies - Other	4,337.96	4,427.17	5,500.00	5,000.00
6602	Minor Equipment Purchases	.00	367.94	500.00	500.00
6603	Equipment Rental	1,428.00	765.00	1,700.00	1,700.00
6606	Maintenance Agreements	300.00	330.00	500.00	500.00
<i>Supplies and Minor Equipment Totals</i>		<b>\$6,239.96</b>	<b>\$6,156.11</b>	<b>\$8,700.00</b>	<b>\$8,200.00</b>
<i>Transportation</i>					
6751	Travel	667.00	149.34	1,000.00	1,000.00
<i>Transportation Totals</i>		<b>\$667.00</b>	<b>\$149.34</b>	<b>\$1,000.00</b>	<b>\$1,000.00</b>
<i>Debt Payments</i>					
7065	Principal Capital Lease	162.60	650.40	651.00	.00
<i>Debt Payments Totals</i>		<b>\$162.60</b>	<b>\$650.40</b>	<b>\$651.00</b>	<b>\$0.00</b>
Sub-Department <b>016 - MDJ 36-1-01 (Ambridge)</b>		<b>\$200,322.67</b>	<b>\$216,876.13</b>	<b>\$233,242.00</b>	<b>\$229,432.00</b>
Totals					
Sub-Department <b>017 - MDJ 36-3-02 (Chippewa)</b>					
<i>Wages and Salaries</i>					
6006	Full Time Wages	117,253.86	112,904.24	84,700.00	84,700.00
6082	Early Exit Incentive Payments	8,000.00	.00	.00	.00
<i>Wages and Salaries Totals</i>		<b>\$125,253.86</b>	<b>\$112,904.24</b>	<b>\$84,700.00</b>	<b>\$84,700.00</b>
<i>Premium Wages</i>					
6077	Contracted Sick & Vacation Buy Back	.00	605.99	1,000.00	1,000.00
6079	On-Call & Call Out Pay	7,128.99	5,610.66	9,500.00	10,000.00
6080	Overtime	105.30	2.66	300.00	300.00
<i>Premium Wages Totals</i>		<b>\$7,234.29</b>	<b>\$6,219.31</b>	<b>\$10,800.00</b>	<b>\$11,300.00</b>



# Budget Worksheet Report

Budget Year 2022

Account	Account Description	2019 Actual Amount	2020 Actual Amount	2021 Adopted Budget	2022 Final
Fund <b>100 - General</b>					
<b>EXPENSE</b>					
Department <b>2465 - District Court</b>					
Sub-Department <b>017 - MDJ 36-3-02 (Chippewa)</b>					
<i>Fringe Benefits</i>					
6101	FICA	8,034.30	7,186.45	5,859.00	5,859.00
6102	Medicare	1,878.99	1,680.72	1,371.00	1,371.00
6104	Health	43,200.00	43,200.00	53,400.00	47,520.00
6105	Dental	1,818.36	1,818.36	1,819.00	1,819.00
6106	Vision	478.44	478.44	479.00	479.00
6107	Life	494.20	270.72	223.00	223.00
6108	Sick & Accident	569.94	560.28	667.00	667.00
<i>Fringe Benefits Totals</i>		\$56,474.23	\$55,194.97	\$63,818.00	\$57,938.00
<i>Fringe Benefits Other</i>					
6103	Retirement	11,262.67	11,506.70	12,820.00	12,365.00
6109	Workers Compensation	281.20	265.68	270.00	270.00
<i>Fringe Benefits Other Totals</i>		\$11,543.87	\$11,772.38	\$13,090.00	\$12,635.00
<i>Personnel Expense</i>					
6202	Books and Subscriptions	498.80	357.00	600.00	500.00
6209	Employee Physicals	.00	.00	150.00	150.00
<i>Personnel Expense Totals</i>		\$498.80	\$357.00	\$750.00	\$650.00
<i>Occupancy</i>					
6403	Custodial Services	5,086.75	8,760.00	8,760.00	9,650.00
6405	Electric	2,334.91	2,467.79	2,800.00	2,600.00
6406	Gas	1,381.68	1,180.39	1,500.00	1,500.00
6407	Water	.00	.00	400.00	400.00
6409	Rubbish Removal	394.41	590.58	600.00	650.00
<i>Occupancy Totals</i>		\$9,197.75	\$12,998.76	\$14,060.00	\$14,800.00
<i>Communication</i>					
6501	Telephone / Internet	1,399.46	1,660.89	1,650.00	2,000.00
6502	Cellular / Air Card Service	556.11	571.61	700.00	600.00
6503	Data Circuits	3,473.76	3,473.76	3,480.00	3,480.00
6504	Postage	8,536.56	9,290.10	9,000.00	10,000.00
<i>Communication Totals</i>		\$13,965.89	\$14,996.36	\$14,830.00	\$16,080.00
<i>Supplies and Minor Equipment</i>					
6414.1404	Repairs & Maintenance - Equipment	.00	278.53	500.00	500.00



# Budget Worksheet Report

Budget Year 2022

Account	Account Description	2019 Actual Amount	2020 Actual Amount	2021 Adopted Budget	2022 Final
Fund <b>100 - General</b>					
<b>EXPENSE</b>					
Department <b>2465 - District Court</b>					
Sub-Department <b>017 - MDJ 36-3-02 (Chippewa)</b>					
<i>Supplies and Minor Equipment</i>					
6601.1607	Supplies - Other	5,316.54	5,185.04	6,000.00	6,000.00
6602	Minor Equipment Purchases	.00	82.60	500.00	500.00
6603	Equipment Rental	1,200.00	597.50	1,500.00	1,500.00
6606	Maintenance Agreements	300.00	330.00	500.00	500.00
<i>Supplies and Minor Equipment Totals</i>		<b>\$6,816.54</b>	<b>\$6,473.67</b>	<b>\$9,000.00</b>	<b>\$9,000.00</b>
<i>Transportation</i>					
6751	Travel	459.38	292.32	1,000.00	500.00
<i>Transportation Totals</i>		<b>\$459.38</b>	<b>\$292.32</b>	<b>\$1,000.00</b>	<b>\$500.00</b>
<i>Debt Payments</i>					
7065	Principal Capital Lease	162.60	650.40	651.00	.00
<i>Debt Payments Totals</i>		<b>\$162.60</b>	<b>\$650.40</b>	<b>\$651.00</b>	<b>\$0.00</b>
<i>General Administration</i>					
7125	COVID-19 Expenses	.00	685.94	.00	.00
<i>General Administration Totals</i>		<b>\$0.00</b>	<b>\$685.94</b>	<b>\$0.00</b>	<b>\$0.00</b>
Sub-Department <b>017 - MDJ 36-3-02 (Chippewa)</b> Totals		<b>\$231,607.21</b>	<b>\$222,545.35</b>	<b>\$212,699.00</b>	<b>\$207,603.00</b>
Sub-Department <b>018 - MDJ 36-2-01 (Freedom)</b>					
<i>Wages and Salaries</i>					
6006	Full Time Wages	135,472.07	125,366.23	111,000.00	111,000.00
<i>Wages and Salaries Totals</i>		<b>\$135,472.07</b>	<b>\$125,366.23</b>	<b>\$111,000.00</b>	<b>\$111,000.00</b>
<i>Premium Wages</i>					
6077	Contracted Sick & Vacation Buy Back	.00	1,073.38	1,000.00	1,000.00
6079	On-Call & Call Out Pay	9,020.70	9,658.68	9,500.00	10,000.00
6080	Overtime	18.83	770.87	300.00	300.00
<i>Premium Wages Totals</i>		<b>\$9,039.53</b>	<b>\$11,502.93</b>	<b>\$10,800.00</b>	<b>\$11,300.00</b>
<i>Fringe Benefits</i>					
6101	FICA	8,744.72	8,291.24	7,500.00	7,500.00
6102	Medicare	2,045.13	1,939.06	1,752.00	1,752.00
6104	Health	55,800.00	48,000.00	71,200.00	47,520.00
6105	Dental	2,348.71	2,020.40	2,425.00	2,425.00
6106	Vision	617.98	531.60	638.00	638.00





# Budget Worksheet Report

Budget Year 2022

Account	Account Description	2019 Actual Amount	2020 Actual Amount	2021 Adopted Budget	2022 Final
Fund <b>100 - General</b>					
<b>EXPENSE</b>					
Department <b>2465 - District Court</b>					
Sub-Department <b>018 - MDJ 36-2-01 (Freedom)</b>					
<i>Fringe Benefits</i>					
6107	Life	620.10	311.52	297.00	297.00
6108	Sick & Accident	735.64	592.25	888.00	888.00
<i>Fringe Benefits Totals</i>		\$70,912.28	\$61,686.07	\$84,700.00	\$61,020.00
<i>Fringe Benefits Other</i>					
6103	Retirement	11,156.29	13,357.51	14,882.00	14,168.00
6109	Workers Compensation	324.27	271.11	270.00	270.00
<i>Fringe Benefits Other Totals</i>		\$11,480.56	\$13,628.62	\$15,152.00	\$14,438.00
<i>Personnel Expense</i>					
6202	Books and Subscriptions	201.00	220.00	500.00	500.00
6209	Employee Physicals	.00	87.00	150.00	150.00
<i>Personnel Expense Totals</i>		\$201.00	\$307.00	\$650.00	\$650.00
<i>Occupancy</i>					
6403	Custodial Services	4,807.75	8,760.00	8,760.00	9,650.00
6405	Electric	3,209.83	2,961.69	3,500.00	3,400.00
6406	Gas	1,665.05	904.92	1,800.00	1,800.00
6407	Water	340.88	475.92	400.00	500.00
6408	Sewage	948.00	936.20	1,000.00	1,000.00
6409	Rubbish Removal	394.41	590.58	600.00	650.00
<i>Occupancy Totals</i>		\$11,365.92	\$14,629.31	\$16,060.00	\$17,000.00
<i>Communication</i>					
6501	Telephone / Internet	1,227.16	1,028.10	1,300.00	1,500.00
6502	Cellular / Air Card Service	585.44	580.26	850.00	1,000.00
6503	Data Circuits	3,473.76	3,473.76	3,480.00	3,480.00
6504	Postage	6,967.45	6,598.85	10,000.00	10,000.00
<i>Communication Totals</i>		\$12,253.81	\$11,680.97	\$15,630.00	\$15,980.00
<i>Supplies and Minor Equipment</i>					
6414.1404	Repairs & Maintenance - Equipment	312.50	355.50	500.00	500.00
6601.1607	Supplies - Other	7,084.71	4,493.83	7,500.00	7,500.00
6602	Minor Equipment Purchases	.00	159.94	500.00	500.00
6603	Equipment Rental	942.00	.00	800.00	800.00
6606	Maintenance Agreements	300.00	911.70	800.00	1,000.00



# Budget Worksheet Report

Budget Year 2022

Account	Account Description	2019 Actual Amount	2020 Actual Amount	2021 Adopted Budget	2022 Final
Fund <b>100 - General</b>					
<b>EXPENSE</b>					
Department <b>2465 - District Court</b>					
Sub-Department <b>018 - MDJ 36-2-01 (Freedom)</b>					
<i>Supplies and Minor Equipment</i>					
<i>Supplies and Minor Equipment Totals</i>		\$8,639.21	\$5,920.97	\$10,100.00	\$10,300.00
<i>Transportation</i>					
6751	Travel	2,052.18	187.92	2,000.00	2,000.00
<i>Transportation Totals</i>		\$2,052.18	\$187.92	\$2,000.00	\$2,000.00
<i>Debt Payments</i>					
7065	Principal Capital Lease	162.60	650.40	651.00	.00
<i>Debt Payments Totals</i>		\$162.60	\$650.40	\$651.00	\$0.00
Sub-Department <b>018 - MDJ 36-2-01 (Freedom)</b>		\$261,579.16	\$245,560.42	\$266,743.00	\$243,688.00
Totals					
Sub-Department <b>019 - MDJ 36-3-03 (Center)</b>					
<i>Wages and Salaries</i>					
6006	Full Time Wages	166,797.07	178,282.42	173,400.00	173,400.00
<i>Wages and Salaries Totals</i>		\$166,797.07	\$178,282.42	\$173,400.00	\$173,400.00
<i>Premium Wages</i>					
6077	Contracted Sick & Vacation Buy Back	.00	3,567.28	1,000.00	1,000.00
6079	On-Call & Call Out Pay	8,185.11	8,369.59	9,500.00	10,000.00
6080	Overtime	200.12	5.01	300.00	300.00
<i>Premium Wages Totals</i>		\$8,385.23	\$11,941.88	\$10,800.00	\$11,300.00
<i>Fringe Benefits</i>					
6101	FICA	10,600.28	11,481.32	11,400.00	11,400.00
6102	Medicare	2,479.11	2,685.12	2,657.00	2,657.00
6104	Health	57,600.00	57,600.00	71,200.00	59,520.00
6105	Dental	2,424.48	2,424.48	2,425.00	2,425.00
6106	Vision	637.92	637.92	638.00	638.00
6107	Life	640.80	360.96	297.00	297.00
6108	Sick & Accident	791.10	766.94	888.00	888.00
<i>Fringe Benefits Totals</i>		\$75,173.69	\$75,956.74	\$89,505.00	\$77,825.00
<i>Fringe Benefits Other</i>					
6103	Retirement	15,218.04	16,192.47	18,040.00	19,474.00
6109	Workers Compensation	400.47	409.40	420.00	420.00
<i>Fringe Benefits Other Totals</i>		\$15,618.51	\$16,601.87	\$18,460.00	\$19,894.00



# Budget Worksheet Report

Budget Year 2022

Account	Account Description	2019 Actual Amount	2020 Actual Amount	2021 Adopted Budget	2022 Final
Fund <b>100 - General</b>					
<b>EXPENSE</b>					
Department <b>2465 - District Court</b>					
Sub-Department <b>019 - MDJ 36-3-03 (Center)</b>					
<i>Personnel Expense</i>					
6202	Books and Subscriptions	340.26	391.03	500.00	500.00
6209	Employee Physicals	.00	.00	150.00	150.00
<i>Personnel Expense Totals</i>		<b>\$340.26</b>	<b>\$391.03</b>	<b>\$650.00</b>	<b>\$650.00</b>
<i>Occupancy</i>					
6401	Rent	3,600.00	3,600.00	3,600.00	3,600.00
6403	Custodial Services	4,807.75	8,760.00	8,760.00	9,650.00
6405	Electric	3,210.00	2,799.72	3,000.00	3,000.00
6406	Gas	1,930.73	1,700.26	2,200.00	2,200.00
6407	Water	597.20	620.10	650.00	650.00
6408	Sewage	410.20	471.25	500.00	500.00
<i>Occupancy Totals</i>		<b>\$14,555.88</b>	<b>\$17,951.33</b>	<b>\$18,710.00</b>	<b>\$19,600.00</b>
<i>Communication</i>					
6501	Telephone / Internet	1,295.32	1,334.60	1,350.00	1,500.00
6502	Cellular / Air Card Service	.00	.00	.00	500.00
6503	Data Circuits	3,473.76	3,473.76	3,480.00	3,480.00
6504	Postage	12,084.26	12,742.70	15,000.00	15,000.00
<i>Communication Totals</i>		<b>\$16,853.34</b>	<b>\$17,551.06</b>	<b>\$19,830.00</b>	<b>\$20,480.00</b>
<i>Supplies and Minor Equipment</i>					
6414.1404	Repairs & Maintenance - Equipment	293.00	416.00	500.00	500.00
6601.1607	Supplies - Other	8,206.16	8,181.35	9,000.00	9,000.00
6602	Minor Equipment Purchases	.00	69.95	500.00	500.00
6603	Equipment Rental	1,272.00	486.00	1,500.00	1,500.00
6606	Maintenance Agreements	327.61	405.00	5,000.00	500.00
<i>Supplies and Minor Equipment Totals</i>		<b>\$10,098.77</b>	<b>\$9,558.30</b>	<b>\$16,500.00</b>	<b>\$12,000.00</b>
<i>Transportation</i>					
6751	Travel	765.60	316.25	1,000.00	800.00
<i>Transportation Totals</i>		<b>\$765.60</b>	<b>\$316.25</b>	<b>\$1,000.00</b>	<b>\$800.00</b>
<i>Debt Payments</i>					
7065	Principal Capital Lease	162.60	650.40	651.00	.00
<i>Debt Payments Totals</i>		<b>\$162.60</b>	<b>\$650.40</b>	<b>\$651.00</b>	<b>\$0.00</b>
Sub-Department <b>019 - MDJ 36-3-03 (Center) Totals</b>		<b>\$308,750.95</b>	<b>\$329,201.28</b>	<b>\$349,506.00</b>	<b>\$335,949.00</b>



# Budget Worksheet Report

Budget Year 2022

Account	Account Description	2019 Actual Amount	2020 Actual Amount	2021 Adopted Budget	2022 Final
Fund <b>100 - General</b>					
<b>EXPENSE</b>					
Department <b>2465 - District Court</b>					
Sub-Department <b>020 - MDJ 36-3-04 (Hopewell)</b>					
<i>Wages and Salaries</i>					
6006	Full Time Wages	118,903.47	100,127.26	95,700.00	95,700.00
<i>Wages and Salaries Totals</i>		\$118,903.47	\$100,127.26	\$95,700.00	\$95,700.00
<i>Premium Wages</i>					
6077	Contracted Sick & Vacation Buy Back	.00	.00	1,000.00	1,000.00
6079	On-Call & Call Out Pay	6,870.84	5,566.51	9,500.00	10,000.00
6080	Overtime	45.87	45.38	300.00	300.00
<i>Premium Wages Totals</i>		\$6,916.71	\$5,611.89	\$10,800.00	\$11,300.00
<i>Fringe Benefits</i>					
6101	FICA	7,619.23	6,383.05	6,600.00	6,600.00
6102	Medicare	1,781.92	1,492.82	1,530.00	1,530.00
6104	Health	50,400.00	43,200.00	71,200.00	47,520.00
6105	Dental	2,121.42	1,818.36	1,819.00	1,819.00
6106	Vision	558.18	478.44	479.00	479.00
6107	Life	559.20	270.72	223.00	223.00
6108	Sick & Accident	620.37	549.73	667.00	667.00
<i>Fringe Benefits Totals</i>		\$63,660.32	\$54,193.12	\$82,518.00	\$58,838.00
<i>Fringe Benefits Other</i>					
6103	Retirement	12,449.07	11,629.82	12,957.00	12,957.00
6109	Workers Compensation	283.01	230.70	230.00	230.00
<i>Fringe Benefits Other Totals</i>		\$12,732.08	\$11,860.52	\$13,187.00	\$13,187.00
<i>Personnel Expense</i>					
6202	Books and Subscriptions	330.60	348.79	400.00	500.00
6209	Employee Physicals	136.00	136.00	150.00	150.00
<i>Personnel Expense Totals</i>		\$466.60	\$484.79	\$550.00	\$650.00
<i>Occupancy</i>					
6403	Custodial Services	5,086.75	8,760.00	8,760.00	9,650.00
6405	Electric	3,031.93	3,194.76	3,000.00	3,000.00
6406	Gas	1,541.28	586.88	1,800.00	1,800.00
6407	Water	351.73	360.99	400.00	750.00
6408	Sewage	489.63	531.38	500.00	750.00
6409	Rubbish Removal	394.41	590.58	600.00	650.00



# Budget Worksheet Report

Budget Year 2022

Account	Account Description	2019 Actual Amount	2020 Actual Amount	2021 Adopted Budget	2022 Final
Fund <b>100 - General</b>					
<b>EXPENSE</b>					
Department <b>2465 - District Court</b>					
Sub-Department <b>020 - MDJ 36-3-04 (Hopewell)</b>					
Occupancy					
<i>Occupancy Totals</i>		\$10,895.73	\$14,024.59	\$15,060.00	\$16,600.00
<i>Communication</i>					
6501	Telephone / Internet	1,303.20	1,331.37	1,400.00	1,650.00
6502	Cellular / Air Card Service	362.18	290.13	500.00	600.00
6503	Data Circuits	3,473.76	3,473.76	3,480.00	3,480.00
6504	Postage	9,960.76	9,804.95	11,000.00	11,000.00
<i>Communication Totals</i>		\$15,099.90	\$14,900.21	\$16,380.00	\$16,730.00
<i>Supplies and Minor Equipment</i>					
6414.1404	Repairs & Maintenance - Equipment	.00	75.00	500.00	500.00
6601.1607	Supplies - Other	5,428.08	3,689.84	6,000.00	6,000.00
6602	Minor Equipment Purchases	.00	.00	500.00	500.00
6603	Equipment Rental	1,567.00	850.00	1,700.00	1,500.00
6606	Maintenance Agreements	353.80	432.77	500.00	500.00
<i>Supplies and Minor Equipment Totals</i>		\$7,348.88	\$5,047.61	\$9,200.00	\$9,000.00
<i>Transportation</i>					
6751	Travel	1,506.71	1,024.68	1,000.00	1,000.00
<i>Transportation Totals</i>		\$1,506.71	\$1,024.68	\$1,000.00	\$1,000.00
<i>Debt Payments</i>					
7065	Principal Capital Lease	162.60	650.40	651.00	.00
<i>Debt Payments Totals</i>		\$162.60	\$650.40	\$651.00	\$0.00
Sub-Department <b>020 - MDJ 36-3-04 (Hopewell)</b>		\$237,693.00	\$207,925.07	\$245,046.00	\$223,005.00
Totals					
Sub-Department <b>021 - MDJ 36-1-02 (Beaver Falls)</b>					
<i>Wages and Salaries</i>					
6006	Full Time Wages	128,300.82	138,512.71	114,100.00	114,100.00
6082	Early Exit Incentive Payments	8,000.00	.00	.00	.00
<i>Wages and Salaries Totals</i>		\$136,300.82	\$138,512.71	\$114,100.00	\$114,100.00
<i>Premium Wages</i>					
6077	Contracted Sick & Vacation Buy Back	.00	939.41	1,000.00	1,000.00
6079	On-Call & Call Out Pay	8,202.01	5,805.11	9,500.00	10,000.00
6080	Overtime	100.17	258.08	300.00	300.00



# Budget Worksheet Report

Budget Year 2022

Account	Account Description	2019 Actual Amount	2020 Actual Amount	2021 Adopted Budget	2022 Final
Fund 100 - General					
<b>EXPENSE</b>					
Department 2465 - District Court					
Sub-Department 021 - MDJ 36-1-02 (Beaver Falls)					
Premium Wages					
<i>Premium Wages Totals</i>		\$8,302.18	\$7,002.60	\$10,800.00	\$11,300.00
<i>Fringe Benefits</i>					
6101	FICA	8,763.29	8,789.41	7,700.00	7,700.00
6102	Medicare	2,051.49	2,053.60	1,797.00	1,797.00
6104	Health	54,000.00	52,800.00	71,200.00	47,520.00
6105	Dental	2,272.95	2,222.44	1,819.00	1,819.00
6106	Vision	598.05	584.76	479.00	479.00
6107	Life	613.60	342.42	223.00	223.00
6108	Sick & Accident	714.82	686.62	667.00	667.00
<i>Fringe Benefits Totals</i>		\$69,014.20	\$67,479.25	\$83,885.00	\$60,205.00
<i>Fringe Benefits Other</i>					
6103	Retirement	11,567.41	12,626.50	14,067.00	15,084.00
6109	Workers Compensation	305.68	316.65	300.00	300.00
6110	Unemployment Compensation	.00	49.44	120.00	.00
<i>Fringe Benefits Other Totals</i>		\$11,873.09	\$12,992.59	\$14,487.00	\$15,384.00
<i>Personnel Expense</i>					
6202	Books and Subscriptions	251.00	50.00	500.00	500.00
6209	Employee Physicals	136.00	136.00	150.00	150.00
<i>Personnel Expense Totals</i>		\$387.00	\$186.00	\$650.00	\$650.00
<i>Occupancy</i>					
6401	Rent	41,903.13	41,710.23	42,200.00	42,500.00
6403	Custodial Services	3,808.24	3,153.45	6,500.00	4,000.00
6405	Electric	6,162.29	5,333.26	6,200.00	5,000.00
6406	Gas	895.69	861.04	1,300.00	1,200.00
6407	Water	347.13	234.63	500.00	500.00
6408	Sewage	84.01	130.78	300.00	300.00
6409	Rubbish Removal	156.66	168.78	200.00	200.00
<i>Occupancy Totals</i>		\$53,357.15	\$51,592.17	\$57,200.00	\$53,700.00



# Budget Worksheet Report

Budget Year 2022

Account	Account Description	2019 Actual Amount	2020 Actual Amount	2021 Adopted Budget	2022 Final
<b>Fund 100 - General</b>					
<b>EXPENSE</b>					
Department <b>2465 - District Court</b>					
Sub-Department <b>021 - MDJ 36-1-02 (Beaver Falls)</b>					
<i>Communication</i>					
6501	Telephone / Internet	1,451.32	1,668.11	1,400.00	1,600.00
6502	Cellular / Air Card Service	.00	98.41	700.00	700.00
6503	Data Circuits	1,736.88	1,736.88	1,740.00	1,740.00
6504	Postage	10,133.60	10,931.00	11,000.00	11,000.00
6507	Advertising	153.00	.00	.00	.00
<i>Communication Totals</i>		<b>\$13,474.80</b>	<b>\$14,434.40</b>	<b>\$14,840.00</b>	<b>\$15,040.00</b>
<i>Supplies and Minor Equipment</i>					
6414.1401	Repairs & Maintenance - Buildings	3,436.98	7,029.40	7,000.00	7,000.00
6414.1404	Repairs & Maintenance - Equipment	.00	.00	500.00	500.00
6601.1607	Supplies - Other	7,340.74	7,575.79	6,600.00	7,000.00
6602	Minor Equipment Purchases	.00	69.95	500.00	500.00
6603	Equipment Rental	762.29	336.00	1,000.00	1,000.00
6606	Maintenance Agreements	690.38	629.31	1,000.00	800.00
<i>Supplies and Minor Equipment Totals</i>		<b>\$12,230.39</b>	<b>\$15,640.45</b>	<b>\$16,600.00</b>	<b>\$16,800.00</b>
<i>Transportation</i>					
6751	Travel	102.40	.00	1,000.00	1,000.00
<i>Transportation Totals</i>		<b>\$102.40</b>	<b>\$0.00</b>	<b>\$1,000.00</b>	<b>\$1,000.00</b>
<i>Consultant / Contracted Services</i>					
6860	Misc Contracted Services	2,220.87	2,277.70	2,500.00	.00
<i>Consultant / Contracted Services Totals</i>		<b>\$2,220.87</b>	<b>\$2,277.70</b>	<b>\$2,500.00</b>	<b>\$0.00</b>
<i>Debt Payments</i>					
7065	Principal Capital Lease	162.60	650.40	651.00	.00
<i>Debt Payments Totals</i>		<b>\$162.60</b>	<b>\$650.40</b>	<b>\$651.00</b>	<b>\$0.00</b>
<i>General Administration</i>					
7122	Other Expenses	.00	25.00	.00	.00
7125	COVID-19 Expenses	.00	1,475.63	.00	.00
<i>General Administration Totals</i>		<b>\$0.00</b>	<b>\$1,500.63</b>	<b>\$0.00</b>	<b>\$0.00</b>
Sub-Department <b>021 - MDJ 36-1-02 (Beaver Falls)</b>		<b>\$307,425.50</b>	<b>\$312,268.90</b>	<b>\$316,713.00</b>	<b>\$288,179.00</b>
Totals					
Sub-Department <b>022 - MDJ 36-3-01 (New Brighton)</b>					
<i>Wages and Salaries</i>					
6006	Full Time Wages	117,919.95	126,395.12	122,700.00	122,700.00



# Budget Worksheet Report

Budget Year 2022

Account	Account Description	2019 Actual Amount	2020 Actual Amount	2021 Adopted Budget	2022 Final
Fund 100	General				
<b>EXPENSE</b>					
Department 2465 - District Court					
Sub-Department 022 - MDJ 36-3-01 (New Brighton)					
Wages and Salaries					
<i>Wages and Salaries Totals</i>		\$117,919.95	\$126,395.12	\$122,700.00	\$122,700.00
<i>Premium Wages</i>					
6077	Contracted Sick & Vacation Buy Back	600.04	2,903.95	1,000.00	1,000.00
6079	On-Call & Call Out Pay	3,106.84	2,517.99	9,500.00	10,000.00
6080	Overtime	136.66	3.42	300.00	300.00
<i>Premium Wages Totals</i>		\$3,843.54	\$5,425.36	\$10,800.00	\$11,300.00
<i>Fringe Benefits</i>					
6101	FICA	7,367.92	7,951.32	8,300.00	8,300.00
6102	Medicare	1,723.14	1,859.57	1,922.00	1,922.00
6104	Health	43,200.00	43,200.00	53,400.00	47,520.00
6105	Dental	1,818.36	1,818.36	1,819.00	1,819.00
6106	Vision	478.44	478.44	479.00	479.00
6107	Life	480.60	270.72	223.00	223.00
6108	Sick & Accident	575.61	565.20	667.00	667.00
<i>Fringe Benefits Totals</i>		\$55,644.07	\$56,143.61	\$66,810.00	\$60,930.00
<i>Fringe Benefits Other</i>					
6103	Retirement	10,739.40	11,199.39	12,477.00	13,450.00
6109	Workers Compensation	279.41	289.83	300.00	300.00
<i>Fringe Benefits Other Totals</i>		\$11,018.81	\$11,489.22	\$12,777.00	\$13,750.00
<i>Personnel Expense</i>					
6202	Books and Subscriptions	338.00	357.00	500.00	500.00
6209	Employee Physicals	.00	.00	150.00	150.00
<i>Personnel Expense Totals</i>		\$338.00	\$357.00	\$650.00	\$650.00
<i>Occupancy</i>					
6403	Custodial Services	4,807.75	8,760.00	8,760.00	9,650.00
6405	Electric	2,931.44	2,718.47	3,200.00	3,200.00
6406	Gas	1,417.13	1,442.17	1,600.00	1,600.00
6407	Water	312.92	322.32	400.00	500.00
6408	Sewage	258.90	432.15	300.00	400.00
6409	Rubbish Removal	394.41	590.58	450.00	650.00





# Budget Worksheet Report

Budget Year 2022

Account	Account Description	2019 Actual Amount	2020 Actual Amount	2021 Adopted Budget	2022 Final
Fund 100 - General					
<b>EXPENSE</b>					
Department 2465 - District Court					
Sub-Department 022 - MDJ 36-3-01 (New Brighton)					
Occupancy					
<i>Occupancy Totals</i>		\$10,122.55	\$14,265.69	\$14,710.00	\$16,000.00
<i>Communication</i>					
6501	Telephone / Internet	1,292.03	1,335.33	1,400.00	1,500.00
6502	Cellular / Air Card Service	680.86	634.30	800.00	800.00
6503	Data Circuits	3,473.76	3,473.76	3,480.00	3,480.00
6504	Postage	11,988.34	10,031.65	13,500.00	13,500.00
<i>Communication Totals</i>		\$17,434.99	\$15,475.04	\$19,180.00	\$19,280.00
<i>Supplies and Minor Equipment</i>					
6414.1404	Repairs & Maintenance - Equipment	.00	75.00	500.00	500.00
6601.1607	Supplies - Other	5,846.23	6,163.54	8,000.00	8,000.00
6602	Minor Equipment Purchases	.00	69.95	500.00	500.00
6603	Equipment Rental	1,643.40	1,386.00	2,200.00	2,000.00
6606	Maintenance Agreements	300.00	652.59	500.00	500.00
<i>Supplies and Minor Equipment Totals</i>		\$7,789.63	\$8,347.08	\$11,700.00	\$11,500.00
<i>Transportation</i>					
6751	Travel	.00	.00	500.00	500.00
<i>Transportation Totals</i>		\$0.00	\$0.00	\$500.00	\$500.00
<i>Debt Payments</i>					
7065	Principal Capital Lease	162.60	650.40	651.00	.00
<i>Debt Payments Totals</i>		\$162.60	\$650.40	\$651.00	\$0.00
Sub-Department 022 - MDJ 36-3-01 (New Brighton)		\$224,274.14	\$238,548.52	\$260,478.00	\$256,610.00
Totals					
Sub-Department 023 - MDJ 36-2-02 (Brighton Township)					
<i>Wages and Salaries</i>					
6006	Full Time Wages	160,853.04	172,014.45	167,700.00	167,700.00
<i>Wages and Salaries Totals</i>		\$160,853.04	\$172,014.45	\$167,700.00	\$167,700.00
<i>Premium Wages</i>					
6077	Contracted Sick & Vacation Buy Back	.00	4,400.09	1,000.00	1,000.00
6079	On-Call & Call Out Pay	6,167.67	6,018.24	9,500.00	10,000.00
6080	Overtime	.00	.00	300.00	300.00
<i>Premium Wages Totals</i>		\$6,167.67	\$10,418.33	\$10,800.00	\$11,300.00



# Budget Worksheet Report

Budget Year 2022

Account	Account Description	2019 Actual Amount	2020 Actual Amount	2021 Adopted Budget	2022 Final
Fund <b>100 - General</b>					
<b>EXPENSE</b>					
Department <b>2465 - District Court</b>					
Sub-Department <b>023 - MDJ 36-2-02 (Brighton Township)</b>					
<i>Fringe Benefits</i>					
6101	FICA	10,107.83	11,020.14	11,100.00	11,100.00
6102	Medicare	2,363.92	2,577.28	2,574.00	2,574.00
6104	Health	57,600.00	56,400.00	71,200.00	47,520.00
6105	Dental	2,424.48	2,373.97	2,425.00	2,425.00
6106	Vision	637.92	624.63	638.00	638.00
6107	Life	640.80	354.78	297.00	297.00
6108	Sick & Accident	781.86	735.14	888.00	888.00
<i>Fringe Benefits Totals</i>		<b>\$74,556.81</b>	<b>\$74,085.94</b>	<b>\$89,122.00</b>	<b>\$65,442.00</b>
<i>Fringe Benefits Other</i>					
6103	Retirement	14,472.68	15,438.08	17,200.00	18,574.00
6109	Workers Compensation	385.86	399.38	405.00	405.00
<i>Fringe Benefits Other Totals</i>		<b>\$14,858.54</b>	<b>\$15,837.46</b>	<b>\$17,605.00</b>	<b>\$18,979.00</b>
<i>Personnel Expense</i>					
6202	Books and Subscriptions	306.08	304.08	400.00	500.00
6209	Employee Physicals	.00	.00	150.00	150.00
<i>Personnel Expense Totals</i>		<b>\$306.08</b>	<b>\$304.08</b>	<b>\$550.00</b>	<b>\$650.00</b>
<i>Occupancy</i>					
6403	Custodial Services	4,807.75	8,760.00	8,760.00	9,650.00
6405	Electric	3,201.62	3,203.49	3,400.00	3,400.00
6406	Gas	1,028.37	1,519.51	1,600.00	1,600.00
6407	Water	.00	.00	300.00	300.00
6408	Sewage	480.00	480.00	500.00	500.00
6409	Rubbish Removal	394.41	590.58	600.00	650.00
<i>Occupancy Totals</i>		<b>\$9,912.15</b>	<b>\$14,553.58</b>	<b>\$15,160.00</b>	<b>\$16,100.00</b>
<i>Communication</i>					
6501	Telephone / Internet	1,046.84	1,090.78	1,100.00	1,400.00
6502	Cellular / Air Card Service	376.28	684.58	800.00	1,100.00
6504	Postage	8,307.80	7,134.10	9,000.00	9,000.00
<i>Communication Totals</i>		<b>\$9,730.92</b>	<b>\$8,909.46</b>	<b>\$10,900.00</b>	<b>\$11,500.00</b>
<i>Supplies and Minor Equipment</i>					
6414.1404	Repairs & Maintenance - Equipment	165.00	75.00	500.00	500.00



# Budget Worksheet Report

Budget Year 2022

Account	Account Description	2019 Actual Amount	2020 Actual Amount	2021 Adopted Budget	2022 Final
<b>Fund 100 - General</b>					
<b>EXPENSE</b>					
Department <b>2465 - District Court</b>					
Sub-Department <b>023 - MDJ 36-2-02 (Brighton Township)</b>					
<i>Supplies and Minor Equipment</i>					
6601.1607	Supplies - Other	5,027.73	6,991.37	7,000.00	7,000.00
6602	Minor Equipment Purchases	.00	119.99	500.00	500.00
6603	Equipment Rental	1,097.97	299.60	1,200.00	1,200.00
6606	Maintenance Agreements	300.00	330.00	500.00	500.00
<i>Supplies and Minor Equipment Totals</i>		<b>\$6,590.70</b>	<b>\$7,815.96</b>	<b>\$9,700.00</b>	<b>\$9,700.00</b>
<i>Transportation</i>					
6751	Travel	542.30	792.18	1,000.00	1,000.00
<i>Transportation Totals</i>		<b>\$542.30</b>	<b>\$792.18</b>	<b>\$1,000.00</b>	<b>\$1,000.00</b>
<i>Debt Payments</i>					
7065	Principal Capital Lease	162.60	650.40	651.00	.00
<i>Debt Payments Totals</i>		<b>\$162.60</b>	<b>\$650.40</b>	<b>\$651.00</b>	<b>\$0.00</b>
<i>General Administration</i>					
7125	COVID-19 Expenses	.00	951.92	.00	.00
<i>General Administration Totals</i>		<b>\$0.00</b>	<b>\$951.92</b>	<b>\$0.00</b>	<b>\$0.00</b>
Sub-Department <b>023 - MDJ 36-2-02 (Brighton Township) Totals</b>		<b>\$283,680.81</b>	<b>\$306,333.76</b>	<b>\$323,188.00</b>	<b>\$302,371.00</b>
Department <b>2465 - District Court Totals</b>		<b>\$2,055,333.44</b>	<b>\$2,079,259.43</b>	<b>\$2,207,615.00</b>	<b>\$2,086,837.00</b>
Department <b>2470 - Law Library</b>					
<i>Wages and Salaries</i>					
6006	Full Time Wages	43,219.43	44,579.17	44,300.00	45,800.00
6008	Other Wages - Temp / Season / Etc	1,839.90	148.42	2,650.00	2,700.00
<i>Wages and Salaries Totals</i>		<b>\$45,059.33</b>	<b>\$44,727.59</b>	<b>\$46,950.00</b>	<b>\$48,500.00</b>
<i>Fringe Benefits</i>					
6101	FICA	2,721.84	2,683.27	3,000.00	3,007.00
6102	Medicare	636.56	627.54	681.00	704.00
6104	Health	14,400.00	14,400.00	17,800.00	15,840.00
6105	Dental	606.12	606.12	607.00	607.00
6106	Vision	159.48	159.48	160.00	160.00
6107	Life	160.20	90.24	75.00	75.00
6108	Sick & Accident	200.86	193.26	222.00	222.00
<i>Fringe Benefits Totals</i>		<b>\$18,885.06</b>	<b>\$18,759.91</b>	<b>\$22,545.00</b>	<b>\$20,615.00</b>



# Budget Worksheet Report

Budget Year 2022

Account	Account Description	2019 Actual Amount	2020 Actual Amount	2021 Adopted Budget	2022 Final
Fund <b>100 - General</b>					
<b>EXPENSE</b>					
Department <b>2470 - Law Library</b>					
<i>Fringe Benefits Other</i>					
6103	Retirement	3,628.77	3,994.86	4,451.00	4,651.00
6109	Workers Compensation	224.91	154.85	250.00	240.00
<i>Fringe Benefits Other Totals</i>		<b>\$3,853.68</b>	<b>\$4,149.71</b>	<b>\$4,701.00</b>	<b>\$4,891.00</b>
<i>Personnel Expense</i>					
6201	Dues / Memberships	525.00	525.00	700.00	700.00
6202	Books and Subscriptions	96,684.08	96,400.05	103,000.00	105,000.00
<i>Personnel Expense Totals</i>		<b>\$97,209.08</b>	<b>\$96,925.05</b>	<b>\$103,700.00</b>	<b>\$105,700.00</b>
<i>Communication</i>					
6504	Postage	1.61	3.62	30.00	30.00
<i>Communication Totals</i>		<b>\$1.61</b>	<b>\$3.62</b>	<b>\$30.00</b>	<b>\$30.00</b>
<i>Supplies and Minor Equipment</i>					
6601.1607	Supplies - Other	283.72	234.19	375.00	400.00
6602	Minor Equipment Purchases	255.45	110.95	300.00	300.00
6606	Maintenance Agreements	413.63	487.32	500.00	525.00
<i>Supplies and Minor Equipment Totals</i>		<b>\$952.80</b>	<b>\$832.46</b>	<b>\$1,175.00</b>	<b>\$1,225.00</b>
<i>Transportation</i>					
6751	Travel	.00	.00	1,200.00	1,200.00
<i>Transportation Totals</i>		<b>\$0.00</b>	<b>\$0.00</b>	<b>\$1,200.00</b>	<b>\$1,200.00</b>
<i>Consultant / Contracted Services</i>					
6860	Misc Contracted Services	3,412.00	3,569.00	3,800.00	3,300.00
<i>Consultant / Contracted Services Totals</i>		<b>\$3,412.00</b>	<b>\$3,569.00</b>	<b>\$3,800.00</b>	<b>\$3,300.00</b>
<i>General Administration</i>					
7125	COVID-19 Expenses	.00	214.68	.00	.00
<i>General Administration Totals</i>		<b>\$0.00</b>	<b>\$214.68</b>	<b>\$0.00</b>	<b>\$0.00</b>
<b>Department 2470 - Law Library Totals</b>		<b>\$169,373.56</b>	<b>\$169,182.02</b>	<b>\$184,101.00</b>	<b>\$185,461.00</b>
Department <b>3500 - Emergency Services</b>					
<i>Wages and Salaries</i>					
6006	Full Time Wages	2,013,940.18	2,062,298.96	2,075,100.00	1,979,000.00
6007	Part Time Wages	110,562.22	109,589.76	120,000.00	123,900.00
6008	Other Wages - Temp / Season / Etc	61,051.00	66,045.19	120,000.00	120,000.00
6082	Early Exit Incentive Payments	80,000.00	.00	.00	.00
<i>Wages and Salaries Totals</i>		<b>\$2,265,553.40</b>	<b>\$2,237,933.91</b>	<b>\$2,315,100.00</b>	<b>\$2,222,900.00</b>



# Budget Worksheet Report

Budget Year 2022

Account	Account Description	2019 Actual Amount	2020 Actual Amount	2021 Adopted Budget	2022 Final
Fund <b>100 - General</b>					
<b>EXPENSE</b>					
Department <b>3500 - Emergency Services</b>					
<i>Premium Wages</i>					
6077	Contracted Sick & Vacation Buy Back	600.04	4,313.17	3,000.00	3,000.00
6078	Lump Sum Longevity Pay	2,250.00	2,500.00	2,250.00	2,250.00
6079	On-Call & Call Out Pay	.00	.00	.00	16,000.00
6080	Overtime	113,305.64	126,338.04	140,000.00	140,000.00
6081	Premium Pay	28,580.20	25,174.47	26,000.00	26,000.00
<i>Premium Wages Totals</i>		<b>\$144,735.88</b>	<b>\$158,325.68</b>	<b>\$171,250.00</b>	<b>\$187,250.00</b>
<i>Fringe Benefits</i>					
6101	FICA	146,413.93	145,381.43	154,000.00	137,814.00
6102	Medicare	34,241.95	34,000.56	36,009.00	32,231.00
6104	Health	535,200.00	512,400.00	640,800.00	538,560.00
6105	Dental	21,719.30	21,163.69	24,245.00	22,427.00
6106	Vision	5,874.18	5,727.99	6,380.00	5,901.00
6107	Life	6,265.00	3,528.02	2,967.00	2,744.00
6108	Sick & Accident	7,890.97	7,468.07	8,880.00	8,214.00
<i>Fringe Benefits Totals</i>		<b>\$757,605.33</b>	<b>\$729,669.76</b>	<b>\$873,281.00</b>	<b>\$747,891.00</b>
<i>Fringe Benefits Other</i>					
6103	Retirement	175,826.92	199,475.51	222,236.00	242,655.00
6109	Workers Compensation	7,755.74	12,244.07	11,500.00	8,782.00
6110	Unemployment Compensation	.00	10,170.52	5,000.00	.00
6111	Waiver of Health Insurance	.00	8,999.64	9,000.00	12,000.00
<i>Fringe Benefits Other Totals</i>		<b>\$183,582.66</b>	<b>\$230,889.74</b>	<b>\$247,736.00</b>	<b>\$263,437.00</b>
<i>Personnel Expense</i>					
6201	Dues / Memberships	510.00	385.00	1,000.00	1,000.00
6202	Books and Subscriptions	112.45	112.45	150.00	150.00
6203	Training	623.50	299.00	1,500.00	1,500.00
6206	Uniform / Clothing	1,349.28	1,300.01	1,500.00	1,500.00
6209	Employee Physicals	468.00	49.00	1,000.00	1,500.00
<i>Personnel Expense Totals</i>		<b>\$3,063.23</b>	<b>\$2,145.46</b>	<b>\$5,150.00</b>	<b>\$5,650.00</b>
<i>Occupancy</i>					
6405	Electric	68,537.47	64,430.09	70,000.00	70,000.00
6406	Gas	667.46	1,881.22	1,500.00	1,500.00
6407	Water	4,941.70	4,742.47	6,000.00	6,000.00



# Budget Worksheet Report

Budget Year 2022

Account	Account Description	2019 Actual Amount	2020 Actual Amount	2021 Adopted Budget	2022 Final
Fund <b>100 - General</b>					
<b>EXPENSE</b>					
Department <b>3500 - Emergency Services</b>					
Occupancy					
6409	Rubbish Removal	1,849.74	2,460.06	2,500.00	2,500.00
<i>Occupancy Totals</i>		<b>\$75,996.37</b>	<b>\$73,513.84</b>	<b>\$80,000.00</b>	<b>\$80,000.00</b>
Communication					
6501	Telephone / Internet	8,785.31	9,657.21	11,200.00	13,000.00
6504	Postage	423.54	244.46	600.00	400.00
<i>Communication Totals</i>		<b>\$9,208.85</b>	<b>\$9,901.67</b>	<b>\$11,800.00</b>	<b>\$13,400.00</b>
Supplies and Minor Equipment					
6414.1401	Repairs & Maintenance - Buildings	9,413.77	11,810.68	20,000.00	40,000.00
6414.1404	Repairs & Maintenance - Equipment	2,152.79	2,465.56	3,000.00	3,000.00
6414.1405	Repairs & Maintenance - Vehicles	2,577.48	9,791.93	10,000.00	10,000.00
6601.1607	Supplies - Other	9,901.81	9,252.32	11,000.00	.00
6602	Minor Equipment Purchases	9,711.78	7,933.63	12,000.00	14,000.00
6604.1607	Minor Outlay - Computer Hardware	10,304.75	2,101.44	3,000.00	3,000.00
6604.1608	Minor Outlay - Computer Software	14,025.36	12,087.80	18,000.00	20,000.00
6606	Maintenance Agreements	40,315.17	39,453.67	65,000.00	70,000.00
<i>Supplies and Minor Equipment Totals</i>		<b>\$98,402.91</b>	<b>\$94,897.03</b>	<b>\$142,000.00</b>	<b>\$160,000.00</b>
Transportation					
6751	Travel	4,033.18	843.52	7,500.00	7,500.00
7557	Gasoline	5,881.33	5,358.76	5,000.00	5,000.00
<i>Transportation Totals</i>		<b>\$9,914.51</b>	<b>\$6,202.28</b>	<b>\$12,500.00</b>	<b>\$12,500.00</b>
Consultant / Contracted Services					
6860	Misc Contracted Services	547.17	455.04	65,000.00	1,500.00
<i>Consultant / Contracted Services Totals</i>		<b>\$547.17</b>	<b>\$455.04</b>	<b>\$65,000.00</b>	<b>\$1,500.00</b>
Debt Payments					
7065	Principal Capital Lease	.00	.00	10,000.00	10,000.00
7066	Interest Capital Lease	.00	.00	2,000.00	2,000.00
<i>Debt Payments Totals</i>		<b>\$0.00</b>	<b>\$0.00</b>	<b>\$12,000.00</b>	<b>\$12,000.00</b>
General Administration					
7122	Other Expenses	3,239.32	1,175.11	2,000.00	4,000.00
7125	COVID-19 Expenses	.00	21,734.15	.00	.00
<i>General Administration Totals</i>		<b>\$3,239.32</b>	<b>\$22,909.26</b>	<b>\$2,000.00</b>	<b>\$4,000.00</b>
Public Service / Safety					
7357	Fire Extinguisher Service	59.00	59.00	500.00	500.00



# Budget Worksheet Report

Budget Year 2022

Account	Account Description	2019 Actual Amount	2020 Actual Amount	2021 Adopted Budget	2022 Final
Fund <b>100 - General</b>					
<b>EXPENSE</b>					
Department <b>3500 - Emergency Services</b>					
<i>Public Service / Safety</i>					
<i>Public Service / Safety Totals</i>		\$59.00	\$59.00	\$500.00	\$500.00
<i>Capital Outlay</i>					
7751	Capital Outlay - Vehicles	.00	43,973.00	.00	.00
7753	Capital Outlay - Computer Hardware	10,000.00	.00	.00	.00
7754	Capital Outlay - Equipment	.00	21,386.00	.00	.00
<i>Capital Outlay Totals</i>		\$10,000.00	\$65,359.00	\$0.00	\$0.00
Department <b>3500 - Emergency Services Totals</b>		\$3,561,908.63	\$3,632,261.67	\$3,938,317.00	\$3,711,028.00
Department <b>3510 - Jail of Beaver County</b>					
<i>Wages and Salaries</i>					
6006	Full Time Wages	3,732,801.28	3,891,680.98	3,891,500.00	3,959,429.00
6007	Part Time Wages	363,849.92	344,698.90	400,000.00	400,000.00
6008	Other Wages - Temp / Season / Etc	27,889.18	15,400.41	30,000.00	30,000.00
6082	Early Exit Incentive Payments	80,000.00	.00	.00	.00
<i>Wages and Salaries Totals</i>		\$4,204,540.38	\$4,251,780.29	\$4,321,500.00	\$4,389,429.00
<i>Premium Wages</i>					
6077	Contracted Sick & Vacation Buy Back	441.27	9,496.95	7,000.00	7,000.00
6078	Lump Sum Longevity Pay	1,750.00	2,250.00	2,500.00	2,500.00
6079	On-Call & Call Out Pay	150.59	185.33	500.00	500.00
6080	Overtime	895,049.51	1,129,242.78	715,750.00	715,750.00
6081	Premium Pay	48,249.47	52,208.03	45,000.00	45,000.00
<i>Premium Wages Totals</i>		\$945,640.84	\$1,193,383.09	\$770,750.00	\$770,750.00
<i>Fringe Benefits</i>					
6101	FICA	314,257.35	330,750.54	315,300.00	272,145.00
6102	Medicare	73,495.69	77,352.91	73,737.00	63,647.00
6104	Health	1,042,800.00	1,030,800.00	1,228,200.00	1,077,120.00
6105	Dental	40,812.08	41,317.18	44,247.00	44,853.00
6106	Vision	10,725.03	10,871.22	11,643.00	11,802.00
6107	Life	11,212.80	6,400.86	5,414.00	5,488.00
6108	Sick & Accident	14,032.96	13,675.04	16,206.00	16,428.00
<i>Fringe Benefits Totals</i>		\$1,507,335.91	\$1,511,167.75	\$1,694,747.00	\$1,491,483.00



# Budget Worksheet Report

Budget Year 2022

Account	Account Description	2019 Actual Amount	2020 Actual Amount	2021 Adopted Budget	2022 Final
Fund 100 - General					
EXPENSE					
Department 3510 - Jail of Beaver County					
Fringe Benefits Other					
6103	Retirement	388,389.40	432,397.47	481,734.00	565,481.00
6109	Workers Compensation	272,827.93	291,067.07	280,000.00	231,365.00
6110	Unemployment Compensation	25,380.36	38,666.63	25,000.00	.00
<i>Fringe Benefits Other Totals</i>		<b>\$686,597.69</b>	<b>\$762,131.17</b>	<b>\$786,734.00</b>	<b>\$796,846.00</b>
Personnel Expense					
6202	Books and Subscriptions	65.00	224.00	250.00	250.00
6203	Training	5,161.18	55.94	5,000.00	5,000.00
6206	Uniform / Clothing	31,243.06	25,230.03	37,000.00	37,000.00
6209	Employee Physicals	3,944.00	5,168.00	8,000.00	8,000.00
<i>Personnel Expense Totals</i>		<b>\$40,413.24</b>	<b>\$30,677.97</b>	<b>\$50,250.00</b>	<b>\$50,250.00</b>
Occupancy					
6405	Electric	203,729.68	196,959.73	230,000.00	230,000.00
6406	Gas	27,071.53	25,977.65	35,000.00	35,000.00
6407	Water	52,836.79	41,423.77	60,000.00	55,000.00
6408	Sewage	23,700.60	17,045.60	35,000.00	35,000.00
6409	Rubbish Removal	9,926.97	11,026.44	15,000.00	18,000.00
6413	Storage	2,794.71	6,985.60	8,000.00	8,000.00
<i>Occupancy Totals</i>		<b>\$320,060.28</b>	<b>\$299,418.79</b>	<b>\$383,000.00</b>	<b>\$381,000.00</b>
Communication					
6501	Telephone / Internet	11,359.98	12,210.83	15,000.00	15,000.00
6502	Cellular / Air Card Service	2,877.82	2,810.10	3,800.00	3,800.00
6503	Data Circuits	3,473.76	3,473.76	3,000.00	5,000.00
6504	Postage	.00	.00	.00	1,000.00
<i>Communication Totals</i>		<b>\$17,711.56</b>	<b>\$18,494.69</b>	<b>\$21,800.00</b>	<b>\$24,800.00</b>
Supplies and Minor Equipment					
6414.1401	Repairs & Maintenance - Buildings	30,814.54	72,666.77	59,000.00	57,000.00
6414.1404	Repairs & Maintenance - Equipment	42,649.77	45,937.46	50,000.00	50,000.00
6414.1405	Repairs & Maintenance - Vehicles	2,322.08	1,007.13	3,500.00	3,500.00
6601.1600	Supplies - Building	35,801.93	35,507.38	43,000.00	43,000.00
6601.1601	Supplies - Medical	11,735.09	42,997.65	20,000.00	20,000.00
6601.1606	Supplies - Maintenance	8,167.16	6,517.95	13,000.00	13,000.00
6601.1607	Supplies - Other	13,555.41	15,160.11	18,000.00	18,000.00





# Budget Worksheet Report

Budget Year 2022

Account	Account Description	2019 Actual Amount	2020 Actual Amount	2021 Adopted Budget	2022 Final
Fund <b>100 - General</b>					
<b>EXPENSE</b>					
Department <b>3510 - Jail of Beaver County</b>					
<i>Supplies and Minor Equipment</i>					
6602	Minor Equipment Purchases	.00	.00	2,500.00	2,500.00
6606	Maintenance Agreements	19,851.40	5,350.00	28,000.00	20,000.00
<i>Supplies and Minor Equipment Totals</i>		<b>\$164,897.38</b>	<b>\$225,144.45</b>	<b>\$237,000.00</b>	<b>\$227,000.00</b>
<i>Transportation</i>					
6751	Travel	1.70	.00	2,500.00	2,500.00
7557	Gasoline	2,191.27	1,438.25	3,500.00	3,500.00
<i>Transportation Totals</i>		<b>\$2,192.97</b>	<b>\$1,438.25</b>	<b>\$6,000.00</b>	<b>\$6,000.00</b>
<i>Consultant / Contracted Services</i>					
6860	Misc Contracted Services	78,010.00	56,990.00	55,000.00	55,000.00
<i>Consultant / Contracted Services Totals</i>		<b>\$78,010.00</b>	<b>\$56,990.00</b>	<b>\$55,000.00</b>	<b>\$55,000.00</b>
<i>Public Service / Safety</i>					
7358	Food	533,536.64	503,733.53	550,000.00	550,000.00
7359	Housekeeping	127,249.89	97,813.34	110,000.00	110,000.00
7360	Inmates Clothing	52,410.72	29,862.30	60,000.00	60,000.00
7362	Medical Costs	795,967.46	947,367.08	1,000,000.00	1,050,000.00
<i>Public Service / Safety Totals</i>		<b>\$1,509,164.71</b>	<b>\$1,578,776.25</b>	<b>\$1,720,000.00</b>	<b>\$1,770,000.00</b>
Department <b>3510 - Jail of Beaver County Totals</b>		<b>\$9,476,564.96</b>	<b>\$9,929,402.70</b>	<b>\$10,046,781.00</b>	<b>\$9,962,558.00</b>
Department <b>3525 - DUI Program</b>					
<i>Wages and Salaries</i>					
6006	Full Time Wages	90,533.08	100,345.45	131,200.00	131,200.00
<i>Wages and Salaries Totals</i>		<b>\$90,533.08</b>	<b>\$100,345.45</b>	<b>\$131,200.00</b>	<b>\$131,200.00</b>
<i>Premium Wages</i>					
6077	Contracted Sick & Vacation Buy Back	19.46	2,046.33	1,500.00	1,500.00
6079	On-Call & Call Out Pay	3,131.77	2,282.15	4,000.00	4,000.00
6080	Overtime	7,608.29	9,778.96	10,500.00	15,500.00
6081	Premium Pay	400.00	1,606.03	1,200.00	2,000.00
<i>Premium Wages Totals</i>		<b>\$11,159.52</b>	<b>\$15,713.47</b>	<b>\$17,200.00</b>	<b>\$23,000.00</b>
<i>Fringe Benefits</i>					
6101	FICA	6,155.20	6,948.73	9,300.00	9,300.00
6102	Medicare	1,439.37	1,625.04	2,152.00	2,152.00
6104	Health	27,230.64	27,151.25	40,050.00	31,680.00
6105	Dental	1,146.16	1,142.82	1,364.00	1,364.00
6106	Vision	301.49	300.61	359.00	359.00



# Budget Worksheet Report

Budget Year 2022

Account	Account Description	2019 Actual Amount	2020 Actual Amount	2021 Adopted Budget	2022 Final
Fund <b>100 - General</b>					
<b>EXPENSE</b>					
Department <b>3525 - DUI Program</b>					
<i>Fringe Benefits</i>					
6107	Life	302.99	169.39	167.00	167.00
6108	Sick & Accident	373.52	368.36	500.00	500.00
<i>Fringe Benefits Totals</i>		<b>\$36,949.37</b>	<b>\$37,706.20</b>	<b>\$53,892.00</b>	<b>\$45,522.00</b>
<i>Fringe Benefits Other</i>					
6103	Retirement	7,360.58	9,397.86	10,470.00	11,895.00
6109	Workers Compensation	5,111.79	5,877.41	6,000.00	6,000.00
<i>Fringe Benefits Other Totals</i>		<b>\$12,472.37</b>	<b>\$15,275.27</b>	<b>\$16,470.00</b>	<b>\$17,895.00</b>
<i>Personnel Expense</i>					
6203	Training	1,886.01	.00	2,000.00	2,000.00
<i>Personnel Expense Totals</i>		<b>\$1,886.01</b>	<b>\$0.00</b>	<b>\$2,000.00</b>	<b>\$2,000.00</b>
<i>Occupancy</i>					
6401	Rent	1,800.00	1,800.00	1,800.00	1,800.00
<i>Occupancy Totals</i>		<b>\$1,800.00</b>	<b>\$1,800.00</b>	<b>\$1,800.00</b>	<b>\$1,800.00</b>
<i>Communication</i>					
6506	Printing	552.00	.00	500.00	500.00
<i>Communication Totals</i>		<b>\$552.00</b>	<b>\$0.00</b>	<b>\$500.00</b>	<b>\$500.00</b>
<i>Supplies and Minor Equipment</i>					
6601.1603	Supplies - Program	.00	485.00	1,500.00	1,500.00
<i>Supplies and Minor Equipment Totals</i>		<b>\$0.00</b>	<b>\$485.00</b>	<b>\$1,500.00</b>	<b>\$1,500.00</b>
<i>Transportation</i>					
6751	Travel	533.14	16.10	1,500.00	1,500.00
<i>Transportation Totals</i>		<b>\$533.14</b>	<b>\$16.10</b>	<b>\$1,500.00</b>	<b>\$1,500.00</b>
<i>Consultant / Contracted Services</i>					
6860	Misc Contracted Services	3,100.00	3,500.00	3,000.00	3,600.00
<i>Consultant / Contracted Services Totals</i>		<b>\$3,100.00</b>	<b>\$3,500.00</b>	<b>\$3,000.00</b>	<b>\$3,600.00</b>
<i>Other Financing Uses</i>					
7801	Operating Transfers Out	87,991.23	70,343.49	100,000.00	100,000.00
<i>Other Financing Uses Totals</i>		<b>\$87,991.23</b>	<b>\$70,343.49</b>	<b>\$100,000.00</b>	<b>\$100,000.00</b>
Department <b>3525 - DUI Program Totals</b>		<b>\$246,976.72</b>	<b>\$245,184.98</b>	<b>\$329,062.00</b>	<b>\$328,517.00</b>
Department <b>3530 - Adult Probation</b>					
Sub-Department <b>024 - Adult Probation</b>					
<i>Wages and Salaries</i>					
6006	Full Time Wages	1,638,817.04	1,845,044.83	1,752,000.00	1,752,000.00
6082	Early Exit Incentive Payments	8,000.00	.00	.00	.00



# Budget Worksheet Report

Budget Year 2022

Account	Account Description	2019 Actual Amount	2020 Actual Amount	2021 Adopted Budget	2022 Final
Fund <b>100 - General</b>					
<b>EXPENSE</b>					
Department <b>3530 - Adult Probation</b>					
Sub-Department <b>024 - Adult Probation</b>					
<i>Wages and Salaries</i>					
<i>Wages and Salaries Totals</i>		\$1,646,817.04	\$1,845,044.83	\$1,752,000.00	\$1,752,000.00
<i>Premium Wages</i>					
6077	Contracted Sick & Vacation Buy Back	897.43	41,160.10	20,000.00	20,000.00
6078	Lump Sum Longevity Pay	1,250.00	1,250.00	1,250.00	1,250.00
6079	On-Call & Call Out Pay	22,447.44	24,364.05	25,500.00	28,000.00
6080	Overtime	6,616.35	11,502.99	10,000.00	15,000.00
6081	Premium Pay	2,438.40	491.33	2,000.00	2,000.00
<i>Premium Wages Totals</i>		\$33,649.62	\$78,768.47	\$58,750.00	\$66,250.00
<i>Fringe Benefits</i>					
6101	FICA	101,683.90	115,639.32	112,300.00	112,300.00
6102	Medicare	23,781.11	27,044.68	26,256.00	26,256.00
6104	Health	384,863.15	402,038.32	493,950.00	425,800.00
6105	Dental	16,199.56	16,922.49	18,032.00	18,032.00
6106	Vision	4,262.46	4,452.66	4,745.00	4,745.00
6107	Life	4,611.24	2,689.21	2,207.00	2,207.00
6108	Sick & Accident	5,774.36	5,792.00	6,605.00	6,605.00
<i>Fringe Benefits Totals</i>		\$541,175.78	\$574,578.68	\$664,095.00	\$595,945.00
<i>Fringe Benefits Other</i>					
6103	Retirement	134,895.81	154,506.66	172,136.00	196,412.00
6109	Workers Compensation	68,143.79	73,832.67	72,000.00	72,000.00
6111	Waiver of Health Insurance	.00	7,384.32	6,000.00	6,000.00
<i>Fringe Benefits Other Totals</i>		\$203,039.60	\$235,723.65	\$250,136.00	\$274,412.00
<i>Personnel Expense</i>					
6201	Dues / Memberships	140.00	.00	250.00	250.00
6202	Books and Subscriptions	890.31	3,537.75	4,000.00	4,800.00
6203	Training	.00	.00	2,000.00	2,000.00
6206	Uniform / Clothing	1,162.21	1,011.71	2,600.00	3,000.00
6209	Employee Physicals	272.00	.00	.00	1,000.00
<i>Personnel Expense Totals</i>		\$2,464.52	\$4,549.46	\$8,850.00	\$11,050.00



# Budget Worksheet Report

Budget Year 2022

Account	Account Description	2019 Actual Amount	2020 Actual Amount	2021 Adopted Budget	2022 Final
Fund <b>100 - General</b>					
<b>EXPENSE</b>					
Department <b>3530 - Adult Probation</b>					
Sub-Department <b>024 - Adult Probation</b>					
<i>Occupancy</i>					
6413	Storage	14,400.00	14,400.00	14,400.00	14,400.00
<i>Occupancy Totals</i>		\$14,400.00	\$14,400.00	\$14,400.00	\$14,400.00
<i>Communication</i>					
6501	Telephone / Internet	.00	.00	2,500.00	2,500.00
6504	Postage	4,695.89	4,145.85	4,200.00	4,200.00
<i>Communication Totals</i>		\$4,695.89	\$4,145.85	\$6,700.00	\$6,700.00
<i>Supplies and Minor Equipment</i>					
6414.1405	Repairs & Maintenance - Vehicles	.00	.00	.00	4,000.00
6601.1607	Supplies - Other	4,816.54	3,914.12	5,500.00	5,500.00
6602	Minor Equipment Purchases	7,291.07	7,617.98	8,000.00	8,000.00
6603	Equipment Rental	873.00	890.00	1,200.00	1,200.00
6606	Maintenance Agreements	17,954.36	13,898.02	19,000.00	20,000.00
<i>Supplies and Minor Equipment Totals</i>		\$30,934.97	\$26,320.12	\$33,700.00	\$38,700.00
<i>Transportation</i>					
6751	Travel	11,491.66	2,231.34	12,000.00	7,000.00
<i>Transportation Totals</i>		\$11,491.66	\$2,231.34	\$12,000.00	\$7,000.00
<i>General Administration</i>					
7125	COVID-19 Expenses	.00	148.96	.00	.00
<i>General Administration Totals</i>		\$0.00	\$148.96	\$0.00	\$0.00
<i>Judicial / Courts</i>					
7251	Adult Payments	1,100.00	2,429.00	6,000.00	6,000.00
<i>Judicial / Courts Totals</i>		\$1,100.00	\$2,429.00	\$6,000.00	\$6,000.00
Sub-Department <b>024 - Adult Probation Totals</b>		\$2,489,769.08	\$2,788,340.36	\$2,806,631.00	\$2,772,457.00
Sub-Department <b>025 - Intermediate Punishment</b>					
<i>Wages and Salaries</i>					
6006	Full Time Wages	339,020.76	360,258.13	392,500.00	392,500.00
<i>Wages and Salaries Totals</i>		\$339,020.76	\$360,258.13	\$392,500.00	\$392,500.00
<i>Premium Wages</i>					
6077	Contracted Sick & Vacation Buy Back	38.93	3,827.01	2,000.00	2,000.00
6078	Lump Sum Longevity Pay	1,000.00	1,000.00	1,000.00	1,000.00
6079	On-Call & Call Out Pay	2,726.82	2,353.21	3,450.00	4,000.00
6080	Overtime	.00	55.93	1,000.00	1,000.00



# Budget Worksheet Report

Budget Year 2022

Account	Account Description	2019 Actual Amount	2020 Actual Amount	2021 Adopted Budget	2022 Final
Fund <b>100 - General</b>					
<b>EXPENSE</b>					
Department <b>3530 - Adult Probation</b>					
Sub-Department <b>025 - Intermediate Punishment</b>					
<i>Premium Wages</i>					
6081	Premium Pay	.00	8.65	2,000.00	2,000.00
<i>Premium Wages Totals</i>		\$3,765.75	\$7,244.80	\$9,450.00	\$10,000.00
<i>Fringe Benefits</i>					
6101	FICA	22,289.27	21,971.23	25,000.00	25,000.00
6102	Medicare	5,212.80	5,138.46	5,829.00	5,829.00
6104	Health	84,240.00	77,744.69	106,800.00	86,000.00
6105	Dental	3,545.79	3,272.36	3,273.00	3,273.00
6106	Vision	932.97	861.07	861.00	861.00
6107	Life	936.72	487.21	400.00	400.00
6108	Sick & Accident	1,150.87	1,037.50	1,198.00	1,198.00
<i>Fringe Benefits Totals</i>		\$118,308.42	\$110,512.52	\$143,361.00	\$122,561.00
<i>Fringe Benefits Other</i>					
6103	Retirement	32,796.57	31,680.88	35,296.00	37,942.00
6109	Workers Compensation	12,201.49	8,444.03	9,000.00	9,000.00
<i>Fringe Benefits Other Totals</i>		\$44,998.06	\$40,124.91	\$44,296.00	\$46,942.00
<i>Personnel Expense</i>					
6201	Dues / Memberships	.00	.00	250.00	250.00
6206	Uniform / Clothing	525.00	354.83	750.00	400.00
<i>Personnel Expense Totals</i>		\$525.00	\$354.83	\$1,000.00	\$650.00
<i>Occupancy</i>					
6401	Rent	41,256.39	42,121.72	44,130.00	46,130.00
6403	Custodial Services	8,615.99	11,913.45	21,500.00	20,000.00
6405	Electric	8,051.09	6,043.45	9,350.00	9,000.00
6406	Gas	1,222.33	1,560.89	2,900.00	2,900.00
6407	Water	908.56	1,015.81	2,000.00	2,000.00
6408	Sewage	58.66	91.31	550.00	550.00
6409	Rubbish Removal	505.78	708.45	550.00	750.00
<i>Occupancy Totals</i>		\$60,618.80	\$63,455.08	\$80,980.00	\$81,330.00
<i>Communication</i>					
6501	Telephone / Internet	1,957.18	1,822.11	1,800.00	1,800.00
6502	Cellular / Air Card Service	7,032.91	6,755.35	8,500.00	8,500.00



# Budget Worksheet Report

Budget Year 2022

Account	Account Description	2019 Actual Amount	2020 Actual Amount	2021 Adopted Budget	2022 Final
Fund <b>100 - General</b>					
<b>EXPENSE</b>					
Department <b>3530 - Adult Probation</b>					
Sub-Department <b>025 - Intermediate Punishment</b>					
<i>Communication</i>					
6503	Data Circuits	5,210.64	5,210.64	7,500.00	7,500.00
6504	Postage	16.08	43.33	500.00	500.00
6507	Advertising	153.00	.00	.00	.00
<i>Communication Totals</i>		<b>\$14,369.81</b>	<b>\$13,831.43</b>	<b>\$18,300.00</b>	<b>\$18,300.00</b>
<i>Supplies and Minor Equipment</i>					
6414.1401	Repairs & Maintenance - Buildings	2,399.64	5,040.98	8,000.00	8,000.00
6601.1607	Supplies - Other	3,026.75	2,996.53	3,500.00	3,500.00
6602	Minor Equipment Purchases	783.75	2,634.98	500.00	500.00
6603	Equipment Rental	205,158.93	211,935.24	230,000.00	230,000.00
6606	Maintenance Agreements	3,022.07	2,387.57	3,000.00	3,000.00
<i>Supplies and Minor Equipment Totals</i>		<b>\$214,391.14</b>	<b>\$224,995.30</b>	<b>\$245,000.00</b>	<b>\$245,000.00</b>
<i>Transportation</i>					
6751	Travel	990.98	212.80	3,500.00	1,500.00
<i>Transportation Totals</i>		<b>\$990.98</b>	<b>\$212.80</b>	<b>\$3,500.00</b>	<b>\$1,500.00</b>
<i>Consultant / Contracted Services</i>					
6860	Misc Contracted Services	1,550.56	1,562.32	2,000.00	2,000.00
<i>Consultant / Contracted Services Totals</i>		<b>\$1,550.56</b>	<b>\$1,562.32</b>	<b>\$2,000.00</b>	<b>\$2,000.00</b>
<i>General Administration</i>					
7122	Other Expenses	3,075.00	2,750.25	2,650.00	2,650.00
7125	COVID-19 Expenses	.00	653.10	.00	.00
<i>General Administration Totals</i>		<b>\$3,075.00</b>	<b>\$3,403.35</b>	<b>\$2,650.00</b>	<b>\$2,650.00</b>
Sub-Department <b>025 - Intermediate Punishment</b>		<b>\$801,614.28</b>	<b>\$825,955.47</b>	<b>\$943,037.00</b>	<b>\$923,433.00</b>
Totals					
Sub-Department <b>038 - PCCD IP Grant 28655</b>					
<i>Wages and Salaries</i>					
6006	Full Time Wages	38,172.63	40,781.75	35,121.00	35,121.00
<i>Wages and Salaries Totals</i>		<b>\$38,172.63</b>	<b>\$40,781.75</b>	<b>\$35,121.00</b>	<b>\$35,121.00</b>
<i>Premium Wages</i>					
6077	Contracted Sick & Vacation Buy Back	.00	1,491.44	.00	.00
6079	On-Call & Call Out Pay	991.05	1,081.14	1,000.00	1,000.00
6081	Premium Pay	.00	.50	.00	.00



# Budget Worksheet Report

Budget Year 2022

Account	Account Description	2019 Actual Amount	2020 Actual Amount	2021 Adopted Budget	2022 Final
Fund <b>100 - General</b>					
<b>EXPENSE</b>					
Department <b>3530 - Adult Probation</b>					
Sub-Department <b>038 - PCCD IP Grant 28655</b>					
<i>Premium Wages</i>					
<i>Premium Wages Totals</i>		\$991.05	\$2,573.08	\$1,000.00	\$1,000.00
<i>Fringe Benefits</i>					
6101	FICA	747.54	2,561.63	2,300.00	2,300.00
6102	Medicare	174.83	599.04	524.00	524.00
6104	Health	2,160.00	8,617.03	14,400.00	9,720.00
6105	Dental	90.93	362.75	364.00	364.00
6106	Vision	23.91	95.39	96.00	96.00
6107	Life	24.48	54.03	45.00	45.00
6108	Sick & Accident	43.20	115.69	134.00	134.00
<i>Fringe Benefits Totals</i>		\$3,264.89	\$12,405.56	\$17,863.00	\$13,183.00
<i>Fringe Benefits Other</i>					
6103	Retirement	.00	3,619.98	4,033.00	4,368.00
6109	Workers Compensation	699.52	2,328.00	2,500.00	2,500.00
<i>Fringe Benefits Other Totals</i>		\$699.52	\$5,947.98	\$6,533.00	\$6,868.00
<i>Supplies and Minor Equipment</i>					
6603	Equipment Rental	6,597.63	31,458.12	28,765.00	28,765.00
<i>Supplies and Minor Equipment Totals</i>		\$6,597.63	\$31,458.12	\$28,765.00	\$28,765.00
<i>Judicial / Courts</i>					
7268	D&A Assessments	40,791.28	25,945.00	35,000.00	35,000.00
<i>Judicial / Courts Totals</i>		\$40,791.28	\$25,945.00	\$35,000.00	\$35,000.00
Sub-Department <b>038 - PCCD IP Grant 28655 Totals</b>		\$90,517.00	\$119,111.49	\$124,282.00	\$119,937.00
Department <b>3530 - Adult Probation Totals</b>		\$3,381,900.36	\$3,733,407.32	\$3,873,950.00	\$3,815,827.00
Department <b>3540 - Juvenile Probation</b>					
Sub-Department <b>026 - Court Services</b>					
<i>Wages and Salaries</i>					
6006	Full Time Wages	1,544,966.74	1,679,664.71	1,677,906.00	1,628,329.00
6082	Early Exit Incentive Payments	16,000.00	.00	.00	.00
<i>Wages and Salaries Totals</i>		\$1,560,966.74	\$1,679,664.71	\$1,677,906.00	\$1,628,329.00
<i>Premium Wages</i>					
6077	Contracted Sick & Vacation Buy Back	1,052.65	35,472.33	11,000.00	15,000.00
6078	Lump Sum Longevity Pay	1,750.00	1,750.00	1,750.00	1,750.00



# Budget Worksheet Report

Budget Year 2022

Account	Account Description	2019 Actual Amount	2020 Actual Amount	2021 Adopted Budget	2022 Final
Fund 100	General				
<b>EXPENSE</b>					
Department 3540 - Juvenile Probation					
Sub-Department 026 - Court Services					
<i>Premium Wages</i>					
6079	On-Call & Call Out Pay	28,636.38	30,785.31	29,900.00	30,785.00
6080	Overtime	11,119.65	5,532.35	14,000.00	14,000.00
6081	Premium Pay	.00	41.87	.00	.00
<i>Premium Wages Totals</i>		\$42,558.68	\$73,581.86	\$56,650.00	\$61,535.00
<i>Fringe Benefits</i>					
6101	FICA	97,029.56	105,076.56	104,030.00	100,956.00
6102	Medicare	22,692.39	24,574.37	24,330.00	23,611.00
6104	Health	350,331.20	357,730.99	445,000.00	386,946.00
6105	Dental	14,746.03	15,057.49	15,760.00	18,184.00
6106	Vision	3,879.92	4,081.48	4,147.00	3,987.00
6107	Life	4,109.47	2,332.00	1,929.00	4,081.00
6108	Sick & Accident	5,074.52	4,946.39	5,772.00	4,937.00
<i>Fringe Benefits Totals</i>		\$497,863.09	\$513,799.28	\$600,968.00	\$542,702.00
<i>Fringe Benefits Other</i>					
6103	Retirement	135,208.61	146,641.02	163,373.00	179,211.00
6109	Workers Compensation	74,316.85	74,528.06	76,000.00	76,000.00
6110	Unemployment Compensation	.00	6,104.64	1,800.00	.00
6111	Waiver of Health Insurance	.00	4,499.82	3,000.00	3,000.00
<i>Fringe Benefits Other Totals</i>		\$209,525.46	\$231,773.54	\$244,173.00	\$258,211.00
<i>Personnel Expense</i>					
6201	Dues / Memberships	350.00	380.00	500.00	500.00
6202	Books and Subscriptions	1,304.09	334.89	1,300.00	1,300.00
6203	Training	2,523.08	.00	1,500.00	1,500.00
6206	Uniform / Clothing	1,799.00	923.00	2,000.00	2,500.00
6209	Employee Physicals	136.00	147.00	125.00	125.00
<i>Personnel Expense Totals</i>		\$6,112.17	\$1,784.89	\$5,425.00	\$5,925.00
<i>Occupancy</i>					
6413	Storage	106.71	206.12	3,000.00	1,500.00
<i>Occupancy Totals</i>		\$106.71	\$206.12	\$3,000.00	\$1,500.00





# Budget Worksheet Report

Budget Year 2022

Account	Account Description	2019 Actual Amount	2020 Actual Amount	2021 Adopted Budget	2022 Final
Fund <b>100 - General</b>					
<b>EXPENSE</b>					
Department <b>3540 - Juvenile Probation</b>					
Sub-Department <b>026 - Court Services</b>					
<i>Communication</i>					
6501	Telephone / Internet	.00	.00	2,500.00	2,500.00
6502	Cellular / Air Card Service	3,382.52	2,773.11	5,000.00	5,000.00
6504	Postage	5,028.44	2,685.93	5,000.00	5,000.00
<i>Communication Totals</i>		<b>\$8,410.96</b>	<b>\$5,459.04</b>	<b>\$12,500.00</b>	<b>\$12,500.00</b>
<i>Supplies and Minor Equipment</i>					
6414.1404	Repairs & Maintenance - Equipment	375.00	50.00	600.00	600.00
6414.1405	Repairs & Maintenance - Vehicles	367.00	316.84	1,000.00	1,000.00
6601.1607	Supplies - Other	7,989.42	6,582.04	7,000.00	7,000.00
6602	Minor Equipment Purchases	4,036.49	1,790.60	5,000.00	5,000.00
6606	Maintenance Agreements	2,278.22	4,262.01	3,600.00	3,600.00
<i>Supplies and Minor Equipment Totals</i>		<b>\$15,046.13</b>	<b>\$13,001.49</b>	<b>\$17,200.00</b>	<b>\$17,200.00</b>
<i>Transportation</i>					
6751	Travel	13,975.19	3,773.78	16,000.00	16,000.00
7557	Gasoline	1,129.24	327.39	2,500.00	2,500.00
<i>Transportation Totals</i>		<b>\$15,104.43</b>	<b>\$4,101.17</b>	<b>\$18,500.00</b>	<b>\$18,500.00</b>
<i>Consultant / Contracted Services</i>					
6853	Legal	118,782.83	111,878.66	120,000.00	120,000.00
6860	Misc Contracted Services	74,888.52	72,624.96	85,000.00	78,000.00
7259	Juvenile Payments	854,652.39	629,670.62	900,000.00	900,000.00
7267	Drug Testing Equipment	518.46	311.48	1,500.00	1,500.00
<i>Consultant / Contracted Services Totals</i>		<b>\$1,048,842.20</b>	<b>\$814,485.72</b>	<b>\$1,106,500.00</b>	<b>\$1,099,500.00</b>
<i>General Administration</i>					
7122	Other Expenses	.00	.00	500.00	500.00
7125	COVID-19 Expenses	.00	4,149.57	.00	.00
<i>General Administration Totals</i>		<b>\$0.00</b>	<b>\$4,149.57</b>	<b>\$500.00</b>	<b>\$500.00</b>
<i>Judicial / Courts</i>					
7261	Offenders Supervisory Expense	7,432.56	5,600.09	15,000.00	15,000.00
7263	Juvenile Detention	135,178.97	102,360.00	200,000.00	200,000.00
7266	Juvenile Shelter	230,480.19	67,275.65	250,000.00	250,000.00
<i>Judicial / Courts Totals</i>		<b>\$373,091.72</b>	<b>\$175,235.74</b>	<b>\$465,000.00</b>	<b>\$465,000.00</b>
<i>Capital Outlay</i>					
7751	Capital Outlay - Vehicles	.00	31,736.47	.00	.00



# Budget Worksheet Report

Budget Year 2022

Account	Account Description	2019 Actual Amount	2020 Actual Amount	2021 Adopted Budget	2022 Final
Fund 100	General				
<b>EXPENSE</b>					
Department 3540 - Juvenile Probation					
Sub-Department 026 - Court Services					
<i>Capital Outlay</i>					
<i>Capital Outlay Totals</i>		\$0.00	\$31,736.47	\$0.00	\$0.00
Sub-Department 026 - Court Services Totals		\$3,777,628.29	\$3,548,979.60	\$4,208,322.00	\$4,111,402.00
Department 3540 - Juvenile Probation Totals		\$3,777,628.29	\$3,548,979.60	\$4,208,322.00	\$4,111,402.00
Department 3545 - UAD Program					
<i>Wages and Salaries</i>					
6006	Full Time Wages	675.60	.00	1,200.00	1,200.00
<i>Wages and Salaries Totals</i>		\$675.60	\$0.00	\$1,200.00	\$1,200.00
<i>Premium Wages</i>					
6080	Overtime	1,064.04	.00	1,000.00	1,000.00
<i>Premium Wages Totals</i>		\$1,064.04	\$0.00	\$1,000.00	\$1,000.00
<i>Fringe Benefits</i>					
6101	FICA	105.46	.00	199.00	199.00
6102	Medicare	24.65	.00	47.00	47.00
6104	Health	107.87	.00	2,160.00	2,160.00
6105	Dental	4.54	.00	91.00	91.00
6106	Vision	1.19	.00	6.00	6.00
6107	Life	1.22	.00	5.00	5.00
6108	Sick & Accident	3.33	.00	28.00	28.00
<i>Fringe Benefits Totals</i>		\$248.26	\$0.00	\$2,536.00	\$2,536.00
<i>Fringe Benefits Other</i>					
6103	Retirement	187.66	160.80	179.00	179.00
6109	Workers Compensation	.00	.00	252.00	252.00
<i>Fringe Benefits Other Totals</i>		\$187.66	\$160.80	\$431.00	\$431.00
<i>Occupancy</i>					
6401	Rent	1,800.00	900.00	900.00	1,800.00
<i>Occupancy Totals</i>		\$1,800.00	\$900.00	\$900.00	\$1,800.00
<i>Communication</i>					
6506	Printing	.00	.00	100.00	100.00
<i>Communication Totals</i>		\$0.00	\$0.00	\$100.00	\$100.00
<i>Supplies and Minor Equipment</i>					
6601.1603	Supplies - Program	.00	.00	100.00	100.00



# Budget Worksheet Report

Budget Year 2022

Account	Account Description	2019 Actual Amount	2020 Actual Amount	2021 Adopted Budget	2022 Final
Fund <b>100 - General</b>					
<b>EXPENSE</b>					
Department <b>3545 - UAD Program</b>					
<i>Supplies and Minor Equipment</i>					
6602	Minor Equipment Purchases	.00	.00	100.00	100.00
<i>Supplies and Minor Equipment Totals</i>		\$0.00	\$0.00	\$200.00	\$200.00
<i>Other Financing Uses</i>					
7801	Operating Transfers Out	.00	2,359.40	.00	.00
<i>Other Financing Uses Totals</i>		\$0.00	\$2,359.40	\$0.00	\$0.00
Department <b>3545 - UAD Program Totals</b>		\$3,975.56	\$3,420.20	\$6,367.00	\$7,267.00
Department <b>3546 - Positive Transition: Educational</b>					
<i>Wages and Salaries</i>					
6006	Full Time Wages	1,110.71	.00	3,500.00	3,500.00
<i>Wages and Salaries Totals</i>		\$1,110.71	\$0.00	\$3,500.00	\$3,500.00
<i>Premium Wages</i>					
6080	Overtime	1,324.94	2,644.73	5,200.00	5,200.00
6081	Premium Pay	.00	19.65	.00	.00
<i>Premium Wages Totals</i>		\$1,324.94	\$2,664.38	\$5,200.00	\$5,200.00
<i>Fringe Benefits</i>					
6101	FICA	147.76	160.73	540.00	540.00
6102	Medicare	34.56	37.59	127.00	127.00
6104	Health	222.33	694.93	1,200.00	1,200.00
6105	Dental	9.36	29.26	91.00	91.00
6106	Vision	2.46	7.69	14.00	14.00
6107	Life	3.44	4.66	12.00	12.00
6108	Sick & Accident	8.21	9.48	16.00	16.00
<i>Fringe Benefits Totals</i>		\$428.12	\$944.34	\$2,000.00	\$2,000.00
<i>Fringe Benefits Other</i>					
6103	Retirement	.00	225.13	251.00	278.00
6109	Workers Compensation	.00	.00	269.00	269.00
<i>Fringe Benefits Other Totals</i>		\$0.00	\$225.13	\$520.00	\$547.00
<i>Communication</i>					
6506	Printing	50.00	378.00	2,000.00	2,000.00
<i>Communication Totals</i>		\$50.00	\$378.00	\$2,000.00	\$2,000.00



# Budget Worksheet Report

Budget Year 2022

Account	Account Description	2019 Actual Amount	2020 Actual Amount	2021 Adopted Budget	2022 Final
<b>Fund 100 - General</b>					
<b>EXPENSE</b>					
Department <b>3546 - Positive Transition: Educational</b>					
<i>Supplies and Minor Equipment</i>					
6601.1607	Supplies - Other	682.70	59.36	1,500.00	1,500.00
	<i>Supplies and Minor Equipment Totals</i>	<b>\$682.70</b>	<b>\$59.36</b>	<b>\$1,500.00</b>	<b>\$1,500.00</b>
<i>Transportation</i>					
6751	Travel	.00	.00	50.00	.00
	<i>Transportation Totals</i>	<b>\$0.00</b>	<b>\$0.00</b>	<b>\$50.00</b>	<b>\$0.00</b>
<i>Other Financing Uses</i>					
7801	Operating Transfers Out	12,738.53	1,283.79	5,481.00	.00
	<i>Other Financing Uses Totals</i>	<b>\$12,738.53</b>	<b>\$1,283.79</b>	<b>\$5,481.00</b>	<b>\$0.00</b>
	Department <b>3546 - Positive Transition: Educational</b> Totals	<b>\$16,335.00</b>	<b>\$5,555.00</b>	<b>\$20,251.00</b>	<b>\$14,747.00</b>
Department <b>4000 - Beaver County Transit Authority</b>					
<i>Subsidies</i>					
6302	Transit Authority Subsidy	650,000.00	700,000.00	700,000.00	700,000.00
	<i>Subsidies Totals</i>	<b>\$650,000.00</b>	<b>\$700,000.00</b>	<b>\$700,000.00</b>	<b>\$700,000.00</b>
<i>Contra Revenue Accounts</i>					
7853	Pass-Thru BCTA	2,397,105.00	2,366,261.00	2,090,000.00	2,493,000.00
	<i>Contra Revenue Accounts Totals</i>	<b>\$2,397,105.00</b>	<b>\$2,366,261.00</b>	<b>\$2,090,000.00</b>	<b>\$2,493,000.00</b>
	Department <b>4000 - Beaver County Transit Authority</b> Totals	<b>\$3,047,105.00</b>	<b>\$3,066,261.00</b>	<b>\$2,790,000.00</b>	<b>\$3,193,000.00</b>
Department <b>4550 - Department of Public Works</b>					
Sub-Department <b>028 - General</b>					
<i>Wages and Salaries</i>					
6006	Full Time Wages	1,513,333.69	1,574,454.86	1,572,600.00	1,659,500.00
6008	Other Wages - Temp / Season / Etc	15,936.00	.00	.00	17,280.00
6082	Early Exit Incentive Payments	56,000.00	.00	.00	.00
	<i>Wages and Salaries Totals</i>	<b>\$1,585,269.69</b>	<b>\$1,574,454.86</b>	<b>\$1,572,600.00</b>	<b>\$1,676,780.00</b>
<i>Premium Wages</i>					
6077	Contracted Sick & Vacation Buy Back	600.00	2,875.80	5,000.00	5,000.00
6078	Lump Sum Longevity Pay	.00	.00	1,000.00	1,000.00
6079	On-Call & Call Out Pay	71.22	230.70	.00	100.00
6080	Overtime	(4,103.11)	(10,020.38)	40,000.00	40,000.00
6081	Premium Pay	5,458.82	3,206.52	6,000.00	6,000.00
	<i>Premium Wages Totals</i>	<b>\$2,026.93</b>	<b>(\$3,707.36)</b>	<b>\$52,000.00</b>	<b>\$52,100.00</b>



# Budget Worksheet Report

Budget Year 2022

Account	Account Description	2019 Actual Amount	2020 Actual Amount	2021 Adopted Budget	2022 Final
Fund 100 - General					
<b>EXPENSE</b>					
Department 4550 - Department of Public Works					
Sub-Department 028 - General					
<i>Fringe Benefits</i>					
6101	FICA	99,868.82	98,927.44	104,500.00	102,889.00
6102	Medicare	23,356.53	23,136.28	24,427.00	24,063.00
6104	Health	370,507.83	367,200.00	462,800.00	396,000.00
6105	Dental	15,595.30	15,456.06	18,184.00	17,578.00
6106	Vision	4,103.38	4,066.74	4,785.00	4,625.00
6107	Life	4,510.29	2,657.76	2,225.00	2,151.00
6108	Sick & Accident	5,709.78	5,633.14	6,660.00	6,438.00
<i>Fringe Benefits Totals</i>		<b>\$523,651.93</b>	<b>\$517,077.42</b>	<b>\$623,581.00</b>	<b>\$553,744.00</b>
<i>Fringe Benefits Other</i>					
6103	Retirement	125,401.61	140,012.51	155,988.00	163,572.00
6109	Workers Compensation	112,209.60	116,128.62	113,500.00	118,525.00
6111	Waiver of Health Insurance	.00	5,538.24	6,000.00	6,000.00
<i>Fringe Benefits Other Totals</i>		<b>\$237,611.21</b>	<b>\$261,679.37</b>	<b>\$275,488.00</b>	<b>\$288,097.00</b>
<i>Personnel Expense</i>					
6206	Uniform / Clothing	5,157.26	4,120.55	4,104.00	7,500.00
6209	Employee Physicals	1,017.55	448.00	1,600.00	1,600.00
<i>Personnel Expense Totals</i>		<b>\$6,174.81</b>	<b>\$4,568.55</b>	<b>\$5,704.00</b>	<b>\$9,100.00</b>
<i>Occupancy</i>					
6405	Electric	11,203.65	11,656.75	16,065.00	16,065.00
6407	Water	530.89	504.30	583.00	583.00
6410	Heating Fuel	20,801.18	19,478.33	23,000.00	23,000.00
<i>Occupancy Totals</i>		<b>\$32,535.72</b>	<b>\$31,639.38</b>	<b>\$39,648.00</b>	<b>\$39,648.00</b>
<i>Communication</i>					
6501	Telephone / Internet	1,224.71	1,246.51	1,400.00	1,500.00
6502	Cellular / Air Card Service	5,736.44	5,123.77	6,000.00	7,000.00
6503	Data Circuits	1,736.88	1,736.88	2,800.00	2,800.00
6504	Postage	26.36	4.14	60.00	50.00
<i>Communication Totals</i>		<b>\$8,724.39</b>	<b>\$8,111.30</b>	<b>\$10,260.00</b>	<b>\$11,350.00</b>
<i>Supplies and Minor Equipment</i>					
6414.1401	Repairs & Maintenance - Buildings	.00	14,486.47	.00	15,000.00
6414.1404	Repairs & Maintenance - Equipment	3,998.25	5,986.61	6,000.00	6,000.00



# Budget Worksheet Report

Budget Year 2022

Account	Account Description	2019 Actual Amount	2020 Actual Amount	2021 Adopted Budget	2022 Final
<b>Fund 100 - General</b>					
<b>EXPENSE</b>					
Department <b>4550 - Department of Public Works</b>					
Sub-Department <b>028 - General</b>					
<i>Supplies and Minor Equipment</i>					
6414.1405	Repairs & Maintenance - Vehicles	15,066.65	8,830.80	12,000.00	15,000.00
6601.1606	Supplies - Maintenance	3,999.05	5,010.82	5,000.00	6,000.00
6601.1607	Supplies - Other	1,657.89	2,008.74	2,000.00	2,000.00
6602	Minor Equipment Purchases	1,228.49	3,574.04	3,655.00	3,655.00
6603	Equipment Rental	2,908.92	7,224.69	8,000.00	6,000.00
<i>Supplies and Minor Equipment Totals</i>		<b>\$28,859.25</b>	<b>\$47,122.17</b>	<b>\$36,655.00</b>	<b>\$53,655.00</b>
<i>Transportation</i>					
7557	Gasoline	41,423.23	31,882.16	42,000.00	42,000.00
<i>Transportation Totals</i>		<b>\$41,423.23</b>	<b>\$31,882.16</b>	<b>\$42,000.00</b>	<b>\$42,000.00</b>
<i>General Administration</i>					
7122	Other Expenses	1,598.27	1,492.92	1,500.00	1,500.00
7125	COVID-19 Expenses	.00	8,295.56	.00	.00
<i>General Administration Totals</i>		<b>\$1,598.27</b>	<b>\$9,788.48</b>	<b>\$1,500.00</b>	<b>\$1,500.00</b>
Sub-Department <b>028 - General Totals</b>		<b>\$2,467,875.43</b>	<b>\$2,482,616.33</b>	<b>\$2,659,436.00</b>	<b>\$2,727,974.00</b>
Sub-Department <b>029 - Buildings and Grounds</b>					
<i>Occupancy</i>					
6403	Custodial Services	171,318.85	177,710.35	180,000.00	180,000.00
6405	Electric	324,195.71	303,059.95	344,000.00	344,000.00
6406	Gas	68,776.81	67,775.39	67,000.00	67,000.00
6407	Water	21,740.04	11,183.04	11,170.00	11,170.00
6408	Sewage	.00	14,914.56	18,230.00	18,230.00
6413	Storage	176.44	192.48	200.00	200.00
<i>Occupancy Totals</i>		<b>\$586,207.85</b>	<b>\$574,835.77</b>	<b>\$620,600.00</b>	<b>\$620,600.00</b>
<i>Communication</i>					
6507	Advertising	1,676.14	3,037.62	5,000.00	5,000.00
<i>Communication Totals</i>		<b>\$1,676.14</b>	<b>\$3,037.62</b>	<b>\$5,000.00</b>	<b>\$5,000.00</b>
<i>Supplies and Minor Equipment</i>					
6414.1401	Repairs & Maintenance - Buildings	29,124.49	32,723.94	27,500.00	27,500.00
6414.1403	Repairs & Maintenance - DJ Offices	12,395.58	8,537.20	25,000.00	25,000.00
6414.1404	Repairs & Maintenance - Equipment	3,942.08	4,127.40	4,000.00	35,000.00
6414.1406	Repairs & Maintenance - Miscellaneous Assets	3,600.00	5,462.50	6,200.00	6,200.00



# Budget Worksheet Report

Budget Year 2022

Account	Account Description	2019 Actual Amount	2020 Actual Amount	2021 Adopted Budget	2022 Final
Fund <b>100 - General</b>					
<b>EXPENSE</b>					
Department <b>4550 - Department of Public Works</b>					
Sub-Department <b>029 - Buildings and Grounds</b>					
<i>Supplies and Minor Equipment</i>					
6414.1407	Repairs & Maintenance - Darlington	.00	.00	.00	3,000.00
6414.1408	Repairs & Maintenance - Courthouse Cafe	.00	.00	.00	1,000.00
6602	Minor Equipment Purchases	999.18	750.27	1,000.00	13,000.00
6606	Maintenance Agreements	9,130.00	10,655.33	12,290.00	13,300.00
<i>Supplies and Minor Equipment Totals</i>		\$59,191.33	\$62,256.64	\$75,990.00	\$124,000.00
<i>Consultant / Contracted Services</i>					
6860	Misc Contracted Services	170,949.45	179,309.45	173,000.00	165,000.00
6878.1856	Elevator Services	11,335.22	3,379.66	10,000.00	10,000.00
6878.1858	Lift Station Maintenance	1,496.90	.00	3,000.00	3,000.00
<i>Consultant / Contracted Services Totals</i>		\$183,781.57	\$182,689.11	\$186,000.00	\$178,000.00
<i>General Administration</i>					
7122	Other Expenses	17,365.77	15,280.90	15,000.00	15,000.00
7125	COVID-19 Expenses	.00	3,760.00	.00	.00
<i>General Administration Totals</i>		\$17,365.77	\$19,040.90	\$15,000.00	\$15,000.00
<i>Public Works and Enterprises</i>					
7559	Water Softeners	2,823.66	1,698.89	8,000.00	8,000.00
<i>Public Works and Enterprises Totals</i>		\$2,823.66	\$1,698.89	\$8,000.00	\$8,000.00
<i>Capital Outlay</i>					
7751	Capital Outlay - Vehicles	.00	81,088.00	.00	.00
7754	Capital Outlay - Equipment	.00	23,274.55	.00	.00
<i>Capital Outlay Totals</i>		\$0.00	\$104,362.55	\$0.00	\$0.00
Sub-Department <b>029 - Buildings and Grounds Totals</b>		\$851,046.32	\$947,921.48	\$910,590.00	\$950,600.00
Department <b>4550 - Department of Public Works Totals</b>		\$3,318,921.75	\$3,430,537.81	\$3,570,026.00	\$3,678,574.00
Department <b>7010 - County Parks</b>					
Sub-Department <b>030 - Parks</b>					
<i>Occupancy</i>					
6405	Electric	25,563.46	29,692.50	29,925.00	29,925.00
6407	Water	10,281.23	4,176.16	6,001.00	6,001.00
6408	Sewage	8,775.00	6,398.00	9,000.00	9,000.00
6409	Rubbish Removal	11,097.90	16,577.91	15,000.00	15,000.00
<i>Occupancy Totals</i>		\$55,717.59	\$56,844.57	\$59,926.00	\$59,926.00



# Budget Worksheet Report

Budget Year 2022

Account	Account Description	2019 Actual Amount	2020 Actual Amount	2021 Adopted Budget	2022 Final
Fund <b>100 - General</b>					
<b>EXPENSE</b>					
Department <b>7010 - County Parks</b>					
Sub-Department <b>030 - Parks</b>					
<i>Communication</i>					
6501	Telephone / Internet	1,556.79	1,360.26	1,500.00	1,600.00
	<i>Communication Totals</i>	<u>\$1,556.79</u>	<u>\$1,360.26</u>	<u>\$1,500.00</u>	<u>\$1,600.00</u>
<i>Supplies and Minor Equipment</i>					
6414.1401	Repairs & Maintenance - Buildings	11,302.17	2,995.75	12,000.00	12,000.00
6414.1404	Repairs & Maintenance - Equipment	15,155.99	15,942.60	15,000.00	15,000.00
6414.1405	Repairs & Maintenance - Vehicles	3,486.90	3,498.10	4,000.00	4,000.00
6601.1606	Supplies - Maintenance	3,497.50	3,908.56	4,500.00	3,500.00
6602	Minor Equipment Purchases	.00	1,683.92	1,500.00	1,500.00
6603	Equipment Rental	38,500.31	33,297.80	30,000.00	31,200.00
	<i>Supplies and Minor Equipment Totals</i>	<u>\$71,942.87</u>	<u>\$61,326.73</u>	<u>\$67,000.00</u>	<u>\$67,200.00</u>
<i>Consultant / Contracted Services</i>					
6878.1854	Roads	14,538.60	8,387.09	15,000.00	15,000.00
	<i>Consultant / Contracted Services Totals</i>	<u>\$14,538.60</u>	<u>\$8,387.09</u>	<u>\$15,000.00</u>	<u>\$15,000.00</u>
<i>General Administration</i>					
7122	Other Expenses	19,952.94	17,315.56	20,000.00	20,000.00
7125	COVID-19 Expenses	.00	355.29	.00	.00
	<i>General Administration Totals</i>	<u>\$19,952.94</u>	<u>\$17,670.85</u>	<u>\$20,000.00</u>	<u>\$20,000.00</u>
<i>Capital Outlay</i>					
7754	Capital Outlay - Equipment	.00	81,151.60	.00	.00
	<i>Capital Outlay Totals</i>	<u>\$0.00</u>	<u>\$81,151.60</u>	<u>\$0.00</u>	<u>\$0.00</u>
	Sub-Department <b>030 - Parks</b> Totals	<u>\$163,708.79</u>	<u>\$226,741.10</u>	<u>\$163,426.00</u>	<u>\$163,726.00</u>
	Department <b>7010 - County Parks</b> Totals	<u>\$163,708.79</u>	<u>\$226,741.10</u>	<u>\$163,426.00</u>	<u>\$163,726.00</u>
Department <b>7020 - Recreation</b>					
Sub-Department <b>033 - Parks</b>					
<i>Wages and Salaries</i>					
6006	Full Time Wages	15,817.87	14,893.04	16,275.00	98,200.00
	<i>Wages and Salaries Totals</i>	<u>\$15,817.87</u>	<u>\$14,893.04</u>	<u>\$16,275.00</u>	<u>\$98,200.00</u>
<i>Fringe Benefits</i>					
6101	FICA	953.12	896.10	1,009.00	6,107.00
6102	Medicare	222.84	209.60	250.00	1,429.00
6104	Health	2,880.00	2,640.00	3,560.00	6,500.00
6105	Dental	121.20	111.10	125.00	607.00





# Budget Worksheet Report

Budget Year 2022

Account	Account Description	2019 Actual Amount	2020 Actual Amount	2021 Adopted Budget	2022 Final
Fund 100 - General					
<b>EXPENSE</b>					
Department 7020 - Recreation					
Sub-Department 033 - Parks					
<i>Fringe Benefits</i>					
6106	Vision	31.92	29.26	35.00	.00
6107	Life	32.04	16.84	15.00	.00
6108	Sick & Accident	40.26	33.50	45.00	.00
	<i>Fringe Benefits Totals</i>	<u>\$4,281.38</u>	<u>\$3,936.40</u>	<u>\$5,039.00</u>	<u>\$14,643.00</u>
<i>Fringe Benefits Other</i>					
6103	Retirement	1,327.91	1,462.08	1,629.00	1,554.00
6109	Workers Compensation	37.88	32.63	40.00	.00
6111	Waiver of Health Insurance	.00	.00	.00	3,000.00
	<i>Fringe Benefits Other Totals</i>	<u>\$1,365.79</u>	<u>\$1,494.71</u>	<u>\$1,669.00</u>	<u>\$4,554.00</u>
<i>Personnel Expense</i>					
6201	Dues / Memberships	175.00	175.00	300.00	300.00
	<i>Personnel Expense Totals</i>	<u>\$175.00</u>	<u>\$175.00</u>	<u>\$300.00</u>	<u>\$300.00</u>
<i>Occupancy</i>					
6405	Electric	1,231.04	846.83	1,000.00	1,000.00
6407	Water	268.25	399.06	550.00	550.00
6410	Heating Fuel	1,230.00	.00	1,200.00	1,200.00
	<i>Occupancy Totals</i>	<u>\$2,729.29</u>	<u>\$1,245.89</u>	<u>\$2,750.00</u>	<u>\$2,750.00</u>
<i>Communication</i>					
6502	Cellular / Air Card Service	687.42	221.04	300.00	300.00
6504	Postage	752.01	321.46	600.00	600.00
6506	Printing	787.11	787.79	800.00	800.00
	<i>Communication Totals</i>	<u>\$2,226.54</u>	<u>\$1,330.29</u>	<u>\$1,700.00</u>	<u>\$1,700.00</u>
<i>Supplies and Minor Equipment</i>					
6414.1401	Repairs & Maintenance - Buildings	75.33	(17.21)	500.00	500.00
6601.1606	Supplies - Maintenance	277.52	191.20	500.00	500.00
6601.1607	Supplies - Other	1,530.28	468.30	1,225.00	1,225.00
6602	Minor Equipment Purchases	399.00	6,790.19	2,000.00	4,000.00
	<i>Supplies and Minor Equipment Totals</i>	<u>\$2,282.13</u>	<u>\$7,432.48</u>	<u>\$4,225.00</u>	<u>\$6,225.00</u>
<i>Consultant / Contracted Services</i>					
6860	Misc Contracted Services	9,041.88	6,982.65	11,250.00	10,000.00
	<i>Consultant / Contracted Services Totals</i>	<u>\$9,041.88</u>	<u>\$6,982.65</u>	<u>\$11,250.00</u>	<u>\$10,000.00</u>



# Budget Worksheet Report

Budget Year 2022

Account	Account Description	2019 Actual Amount	2020 Actual Amount	2021 Adopted Budget	2022 Final
Fund <b>100 - General</b>					
<b>EXPENSE</b>					
Department <b>7020 - Recreation</b>					
Sub-Department <b>033 - Parks</b>					
<i>General Administration</i>					
7112	Promotional Expenses	1,809.00	798.75	.00	800.00
7125	COVID-19 Expenses	.00	2,527.77	.00	.00
<i>General Administration Totals</i>		<b>\$1,809.00</b>	<b>\$3,326.52</b>	<b>\$0.00</b>	<b>\$800.00</b>
<i>Capital Outlay</i>					
7754	Capital Outlay - Equipment	.00	10,523.00	.00	.00
7757	Capital Outlay - Buildings	.00	5,359.98	.00	.00
<i>Capital Outlay Totals</i>		<b>\$0.00</b>	<b>\$15,882.98</b>	<b>\$0.00</b>	<b>\$0.00</b>
Sub-Department <b>033 - Parks Totals</b>		<b>\$39,728.88</b>	<b>\$56,699.96</b>	<b>\$43,208.00</b>	<b>\$139,172.00</b>
Sub-Department <b>034 - Four Winds</b>					
<i>Wages and Salaries</i>					
6006	Full Time Wages	243,908.76	229,066.83	241,700.00	206,300.00
6007	Part Time Wages	74,876.52	51,771.00	82,241.00	82,241.00
6008	Other Wages - Temp / Season / Etc	16,668.20	12,357.69	18,700.00	18,700.00
<i>Wages and Salaries Totals</i>		<b>\$335,453.48</b>	<b>\$293,195.52</b>	<b>\$342,641.00</b>	<b>\$307,241.00</b>
<i>Premium Wages</i>					
6077	Contracted Sick & Vacation Buy Back	.00	704.34	2,500.00	2,500.00
6078	Lump Sum Longevity Pay	250.00	250.00	500.00	500.00
6080	Overtime	12,834.61	7,121.53	15,000.00	15,000.00
6081	Premium Pay	12,749.04	8,345.58	13,500.00	13,500.00
<i>Premium Wages Totals</i>		<b>\$25,833.65</b>	<b>\$16,421.45</b>	<b>\$31,500.00</b>	<b>\$31,500.00</b>
<i>Fringe Benefits</i>					
6101	FICA	21,960.25	18,724.41	23,606.00	19,049.00
6102	Medicare	5,135.90	4,379.11	5,000.00	4,455.00
6104	Health	75,600.00	72,900.00	93,450.00	88,540.00
6105	Dental	3,200.38	3,068.51	3,300.00	3,300.00
6106	Vision	842.03	807.34	950.00	950.00
6107	Life	841.14	459.91	390.00	390.00
6108	Sick & Accident	1,051.29	968.43	1,166.00	1,166.00
<i>Fringe Benefits Totals</i>		<b>\$108,630.99</b>	<b>\$101,307.71</b>	<b>\$127,862.00</b>	<b>\$117,850.00</b>
<i>Fringe Benefits Other</i>					
6103	Retirement	20,721.23	24,932.86	27,778.00	30,939.00
6109	Workers Compensation	16,872.64	15,253.52	22,000.00	22,000.00



# Budget Worksheet Report

Budget Year 2022

Account	Account Description	2019 Actual Amount	2020 Actual Amount	2021 Adopted Budget	2022 Final
Fund <b>100 - General</b>					
<b>EXPENSE</b>					
Department <b>7020 - Recreation</b>					
Sub-Department <b>034 - Four Winds</b>					
<i>Fringe Benefits Other</i>					
6110	Unemployment Compensation	1,066.00	6,059.13	12,400.00	.00
	<i>Fringe Benefits Other Totals</i>	<u>\$38,659.87</u>	<u>\$46,245.51</u>	<u>\$62,178.00</u>	<u>\$52,939.00</u>
<i>Personnel Expense</i>					
6201	Dues / Memberships	3,263.63	3,410.42	3,825.00	3,825.00
6209	Employee Physicals	876.00	680.00	600.00	700.00
6213	Background Checks	176.55	222.40	360.00	400.00
	<i>Personnel Expense Totals</i>	<u>\$4,316.18</u>	<u>\$4,312.82</u>	<u>\$4,785.00</u>	<u>\$4,925.00</u>
<i>Occupancy</i>					
6405	Electric	153,361.37	144,273.90	165,000.00	165,000.00
6407	Water	6,396.82	5,827.74	7,000.00	7,000.00
6408	Sewage	9,889.64	11,569.75	12,500.00	12,500.00
6409	Rubbish Removal	2,674.47	2,787.09	3,000.00	3,000.00
6410	Heating Fuel	14,058.46	13,197.17	17,500.00	20,000.00
	<i>Occupancy Totals</i>	<u>\$186,380.76</u>	<u>\$177,655.65</u>	<u>\$205,000.00</u>	<u>\$207,500.00</u>
<i>Communication</i>					
6501	Telephone / Internet	440.18	508.06	500.00	600.00
6503	Data Circuits	1,215.84	1,215.84	1,500.00	1,500.00
6504	Postage	.00	.00	100.00	100.00
6506	Printing	191.35	521.06	500.00	500.00
	<i>Communication Totals</i>	<u>\$1,847.37</u>	<u>\$2,244.96</u>	<u>\$2,600.00</u>	<u>\$2,700.00</u>
<i>Supplies and Minor Equipment</i>					
6414.1401	Repairs & Maintenance - Buildings	3,977.49	4,113.89	5,000.00	7,500.00
6414.1404	Repairs & Maintenance - Equipment	853.52	48.13	1,500.00	1,500.00
6414.1405	Repairs & Maintenance - Vehicles	2,602.31	1,638.19	2,000.00	2,000.00
6601.1601	Supplies - Medical	252.46	371.17	400.00	500.00
6601.1606	Supplies - Maintenance	7,497.57	3,919.86	11,000.00	13,000.00
6601.1607	Supplies - Other	1,491.87	1,212.04	2,500.00	2,000.00
6602	Minor Equipment Purchases	3,348.81	3,748.19	2,000.00	2,000.00
6606	Maintenance Agreements	10,998.62	4,836.11	8,915.00	16,900.00
	<i>Supplies and Minor Equipment Totals</i>	<u>\$31,022.65</u>	<u>\$19,887.58</u>	<u>\$33,315.00</u>	<u>\$45,400.00</u>



# Budget Worksheet Report

Budget Year 2022

Account	Account Description	2019 Actual Amount	2020 Actual Amount	2021 Adopted Budget	2022 Final
Fund <b>100 - General</b>					
<b>EXPENSE</b>					
Department <b>7020 - Recreation</b>					
Sub-Department <b>034 - Four Winds</b>					
<i>Transportation</i>					
6751	Travel	202.60	.00	200.00	.00
<i>Transportation Totals</i>		\$202.60	\$0.00	\$200.00	\$0.00
<i>Consultant / Contracted Services</i>					
6860	Misc Contracted Services	4,531.85	3,763.41	2,980.00	4,000.00
6878.1856	Elevator Services	653.20	.00	1,500.00	1,500.00
6878.1857	Other Maintenance	11,932.52	7,826.38	20,000.00	20,000.00
<i>Consultant / Contracted Services Totals</i>		\$17,117.57	\$11,589.79	\$24,480.00	\$25,500.00
<i>General Administration</i>					
7122	Other Expenses	.00	149.00	.00	.00
7125	COVID-19 Expenses	.00	7,788.90	.00	.00
<i>General Administration Totals</i>		\$0.00	\$7,937.90	\$0.00	\$0.00
<i>Capital Outlay</i>					
7754	Capital Outlay - Equipment	.00	26,495.41	.00	.00
<i>Capital Outlay Totals</i>		\$0.00	\$26,495.41	\$0.00	\$0.00
<i>Contra Revenue Accounts</i>					
7852	Sales Tax Payments	62.81	26.46	50.00	.00
<i>Contra Revenue Accounts Totals</i>		\$62.81	\$26.46	\$50.00	\$0.00
Sub-Department <b>034 - Four Winds Totals</b>		\$749,527.93	\$707,320.76	\$834,611.00	\$795,555.00
Sub-Department <b>037 - Pool</b>					
<i>Wages and Salaries</i>					
6006	Full Time Wages	4,140.29	3,723.07	4,120.00	4,120.00
6008	Other Wages - Temp / Season / Etc	36,323.80	.00	43,255.00	43,255.00
<i>Wages and Salaries Totals</i>		\$40,464.09	\$3,723.07	\$47,375.00	\$47,375.00
<i>Fringe Benefits</i>					
6101	FICA	2,501.82	224.00	2,937.00	2,937.00
6102	Medicare	585.06	52.33	686.00	686.00
6104	Health	720.00	660.00	890.00	890.00
6105	Dental	30.24	27.72	32.00	32.00
6106	Vision	7.92	7.26	10.00	10.00
6107	Life	7.92	4.12	4.00	4.00
6108	Sick & Accident	10.02	8.35	12.00	12.00
<i>Fringe Benefits Totals</i>		\$3,862.98	\$983.78	\$4,571.00	\$4,571.00



# Budget Worksheet Report

Budget Year 2022

Account	Account Description	2019 Actual Amount	2020 Actual Amount	2021 Adopted Budget	2022 Final
Fund 100 - General					
<b>EXPENSE</b>					
Department 7020 - Recreation					
Sub-Department 037 - Pool					
<i>Fringe Benefits Other</i>					
6103	Retirement	331.97	382.70	426.00	389.00
6109	Workers Compensation	2,363.42	8.10	2,500.00	.00
6110	Unemployment Compensation	.00	671.50	450.00	.00
<i>Fringe Benefits Other Totals</i>		<u>\$2,695.39</u>	<u>\$1,062.30</u>	<u>\$3,376.00</u>	<u>\$389.00</u>
<i>Personnel Expense</i>					
6203	Training	225.00	135.00	.00	1,000.00
6209	Employee Physicals	490.00	49.00	500.00	500.00
6213	Background Checks	342.25	.00	500.00	500.00
<i>Personnel Expense Totals</i>		<u>\$1,057.25</u>	<u>\$184.00</u>	<u>\$1,000.00</u>	<u>\$2,000.00</u>
<i>Occupancy</i>					
6405	Electric	4,690.42	1,155.94	5,000.00	5,000.00
6407	Water	5,036.89	1,451.93	6,250.00	6,250.00
6408	Sewage	8,360.00	2,600.00	9,000.00	9,000.00
<i>Occupancy Totals</i>		<u>\$18,087.31</u>	<u>\$5,207.87</u>	<u>\$20,250.00</u>	<u>\$20,250.00</u>
<i>Communication</i>					
6501	Telephone / Internet	692.51	658.05	700.00	700.00
6504	Postage	.00	.00	100.00	100.00
6506	Printing	40.00	.00	40.00	50.00
6507	Advertising	199.55	.00	250.00	250.00
<i>Communication Totals</i>		<u>\$932.06</u>	<u>\$658.05</u>	<u>\$1,090.00</u>	<u>\$1,100.00</u>
<i>Supplies and Minor Equipment</i>					
6414.1401	Repairs & Maintenance - Buildings	923.51	.00	1,420.00	1,420.00
6601.1601	Supplies - Medical	.00	.00	100.00	100.00
6601.1606	Supplies - Maintenance	651.66	.00	1,500.00	1,500.00
6601.1607	Supplies - Other	163.17	30.76	250.00	250.00
6602	Minor Equipment Purchases	1,278.89	79.70	.00	1,500.00
<i>Supplies and Minor Equipment Totals</i>		<u>\$3,017.23</u>	<u>\$110.46</u>	<u>\$3,270.00</u>	<u>\$4,770.00</u>
<i>Consultant / Contracted Services</i>					
6860	Misc Contracted Services	4,368.71	.00	6,950.00	4,000.00
<i>Consultant / Contracted Services Totals</i>		<u>\$4,368.71</u>	<u>\$0.00</u>	<u>\$6,950.00</u>	<u>\$4,000.00</u>
<i>General Administration</i>					
7122	Other Expenses	35.00	45.00	35.00	35.00



# Budget Worksheet Report

Budget Year 2022

Account	Account Description	2019 Actual Amount	2020 Actual Amount	2021 Adopted Budget	2022 Final
Fund <b>100 - General</b>					
EXPENSE					
Department <b>7020 - Recreation</b>					
Sub-Department <b>037 - Pool</b>					
General Administration					
7125	COVID-19 Expenses	.00	77.50	.00	.00
<i>General Administration Totals</i>		\$35.00	\$122.50	\$35.00	\$35.00
<i>Culture and Recreation</i>					
7453	Chemicals and Other Supplies	3,634.24	168.94	4,675.00	.00
<i>Culture and Recreation Totals</i>		\$3,634.24	\$168.94	\$4,675.00	\$0.00
Sub-Department <b>037 - Pool Totals</b>		\$78,154.26	\$12,220.97	\$92,592.00	\$84,490.00
Department <b>7020 - Recreation Totals</b>		\$867,411.07	\$776,241.69	\$970,411.00	\$1,019,217.00
Department <b>7030 - Library Commission</b>					
Sub-Department <b>035 - County Library Commission</b>					
<i>Wages and Salaries</i>					
6006	Full Time Wages	239,564.43	247,369.17	244,767.00	277,294.00
6007	Part Time Wages	3,755.50	16,106.35	18,000.00	.00
6082	Early Exit Incentive Payments	15,200.00	.00	.00	.00
<i>Wages and Salaries Totals</i>		\$258,519.93	\$263,475.52	\$262,767.00	\$277,294.00
<i>Premium Wages</i>					
6077	Contracted Sick & Vacation Buy Back	.00	8.58	300.00	.00
6078	Lump Sum Longevity Pay	435.00	435.00	435.00	435.00
6080	Overtime	.00	.00	25.00	25.00
6081	Premium Pay	1,638.40	.00	3,000.00	.00
<i>Premium Wages Totals</i>		\$2,073.40	\$443.58	\$3,760.00	\$460.00
<i>Fringe Benefits</i>					
6101	FICA	15,787.81	16,119.01	16,292.00	17,192.00
6102	Medicare	3,692.42	3,769.62	3,810.00	4,021.00
6104	Health	68,256.01	68,256.00	84,372.00	88,891.00
6105	Dental	3,479.04	3,479.04	3,480.00	3,480.00
6106	Vision	915.36	915.36	916.00	916.00
6107	Life	919.69	518.07	426.00	813.00
6108	Sick & Accident	1,092.65	1,076.73	1,275.00	1,055.00
<i>Fringe Benefits Totals</i>		\$94,142.98	\$94,133.83	\$110,571.00	\$116,368.00



# Budget Worksheet Report

Budget Year 2022

Account	Account Description	2019 Actual Amount	2020 Actual Amount	2021 Adopted Budget	2022 Final
Fund <b>100 - General</b>					
<b>EXPENSE</b>					
Department <b>7030 - Library Commission</b>					
Sub-Department <b>035 - County Library Commission</b>					
<i>Fringe Benefits Other</i>					
6103	Retirement	20,154.75	22,335.09	24,884.00	28,992.00
6109	Workers Compensation	580.21	622.25	637.00	470.00
6111	Waiver of Health Insurance	.00	2,976.80	3,000.00	3,000.00
<i>Fringe Benefits Other Totals</i>		<u>\$20,734.96</u>	<u>\$25,934.14</u>	<u>\$28,521.00</u>	<u>\$32,462.00</u>
<i>Culture and Recreation</i>					
7455	Payments to Other Libraries	100,000.00	100,000.00	120,000.00	120,000.00
<i>Culture and Recreation Totals</i>		<u>\$100,000.00</u>	<u>\$100,000.00</u>	<u>\$120,000.00</u>	<u>\$120,000.00</u>
Sub-Department <b>035 - County Library Commission</b>		<u>\$475,471.27</u>	<u>\$483,987.07</u>	<u>\$525,619.00</u>	<u>\$546,584.00</u>
Totals					
Sub-Department <b>036 - Funded Library Programs</b>					
<i>Wages and Salaries</i>					
6006	Full Time Wages	61,610.81	63,547.46	63,062.00	75,168.00
6008	Other Wages - Temp / Season / Etc	40,237.24	40,117.69	44,959.00	43,731.00
6082	Early Exit Incentive Payments	800.00	.00	.00	.00
<i>Wages and Salaries Totals</i>		<u>\$102,648.05</u>	<u>\$103,665.15</u>	<u>\$108,021.00</u>	<u>\$118,899.00</u>
<i>Premium Wages</i>					
6077	Contracted Sick & Vacation Buy Back	.00	1.28	60.00	.00
6078	Lump Sum Longevity Pay	65.00	65.00	72.00	72.00
<i>Premium Wages Totals</i>		<u>\$65.00</u>	<u>\$66.28</u>	<u>\$132.00</u>	<u>\$72.00</u>
<i>Fringe Benefits</i>					
6101	FICA	6,202.44	6,367.37	6,697.00	8,561.00
6102	Medicare	1,450.46	1,489.26	1,566.00	1,725.00
6104	Health	18,143.99	18,144.00	22,428.00	21,989.00
6105	Dental	763.80	763.80	764.00	764.00
6106	Vision	201.00	201.00	201.00	201.00
6107	Life	201.71	113.61	94.00	179.00
6108	Sick & Accident	253.47	243.63	280.00	221.00
<i>Fringe Benefits Totals</i>		<u>\$27,216.87</u>	<u>\$27,322.67</u>	<u>\$32,030.00</u>	<u>\$33,640.00</u>
<i>Fringe Benefits Other</i>					
6103	Retirement	5,177.63	5,700.83	6,351.00	5,178.00
6109	Workers Compensation	1,465.01	1,588.76	1,339.00	1,313.00
6110	Unemployment Compensation	.00	432.50	1,050.00	.00



# Budget Worksheet Report

Budget Year 2022

Account	Account Description	2019 Actual Amount	2020 Actual Amount	2021 Adopted Budget	2022 Final
Fund <b>100 - General</b>					
<b>EXPENSE</b>					
Department <b>7030 - Library Commission</b>					
Sub-Department <b>036 - Funded Library Programs</b>					
<i>Fringe Benefits Other</i>					
<i>Fringe Benefits Other Totals</i>		\$6,642.64	\$7,722.09	\$8,740.00	\$6,491.00
<i>Personnel Expense</i>					
6201	Dues / Memberships	1,032.00	638.00	1,032.00	1,032.00
6202	Books and Subscriptions	58,741.88	67,221.93	66,678.00	63,071.00
6209	Employee Physicals	309.50	185.00	.00	.00
<i>Personnel Expense Totals</i>		\$60,083.38	\$68,044.93	\$67,710.00	\$64,103.00
<i>Occupancy</i>					
6401	Rent	33,600.00	34,200.00	34,200.00	34,800.00
6405	Electric	2,225.86	1,823.09	3,000.00	3,000.00
6406	Gas	605.63	289.47	600.00	600.00
<i>Occupancy Totals</i>		\$36,431.49	\$36,312.56	\$37,800.00	\$38,400.00
<i>Communication</i>					
6501	Telephone / Internet	8,025.81	8,641.59	9,000.00	9,000.00
6503	Data Circuits	3,473.76	3,473.76	3,474.00	3,474.00
6504	Postage	412.90	295.00	300.00	300.00
6507	Advertising	455.16	1,010.54	3,000.00	.00
<i>Communication Totals</i>		\$12,367.63	\$13,420.89	\$15,774.00	\$12,774.00
<i>Supplies and Minor Equipment</i>					
6414.1405	Repairs & Maintenance - Vehicles	1,268.57	276.24	1,500.00	2,000.00
6601.1607	Supplies - Other	3,906.53	3,531.77	4,000.00	4,000.00
6602	Minor Equipment Purchases	5,971.99	7,150.84	8,000.00	7,000.00
6604.1608	Minor Outlay - Computer Software	5,394.52	3,305.61	3,000.00	3,000.00
6606	Maintenance Agreements	41,106.81	54,191.94	36,534.00	25,534.00
<i>Supplies and Minor Equipment Totals</i>		\$57,648.42	\$68,456.40	\$53,034.00	\$41,534.00
<i>Transportation</i>					
6751	Travel	3,277.78	1,077.04	4,000.00	2,572.00
7557	Gasoline	2,945.52	1,825.98	3,000.00	3,000.00
<i>Transportation Totals</i>		\$6,223.30	\$2,903.02	\$7,000.00	\$5,572.00
<i>Consultant / Contracted Services</i>					
6860	Misc Contracted Services	12,300.00	8,500.00	9,940.00	9,000.00
<i>Consultant / Contracted Services Totals</i>		\$12,300.00	\$8,500.00	\$9,940.00	\$9,000.00





# Budget Worksheet Report

Budget Year 2022

Account	Account Description	2019 Actual Amount	2020 Actual Amount	2021 Adopted Budget	2022 Final
Fund <b>100 - General</b>					
<b>EXPENSE</b>					
Department <b>7030 - Library Commission</b>					
Sub-Department <b>036 - Funded Library Programs</b>					
<i>General Administration</i>					
7122	Other Expenses	5,070.78	9,471.90	6,340.00	10,000.00
7125	COVID-19 Expenses	.00	966.32	1,000.00	.00
<i>General Administration Totals</i>		\$5,070.78	\$10,438.22	\$7,340.00	\$10,000.00
<i>Culture and Recreation</i>					
7452	Catalog Services	237.00	237.00	347.00	.00
7456	State-Aid Payments	367,946.19	401,723.66	401,724.00	401,724.00
<i>Culture and Recreation Totals</i>		\$368,183.19	\$401,960.66	\$402,071.00	\$401,724.00
Sub-Department <b>036 - Funded Library Programs Totals</b>		\$694,880.75	\$748,812.87	\$749,592.00	\$742,209.00
Department <b>7030 - Library Commission Totals</b>		\$1,170,352.02	\$1,232,799.94	\$1,275,211.00	\$1,288,793.00
Department <b>7040 - Waste Management</b>					
<i>Wages and Salaries</i>					
6006	Full Time Wages	249,724.33	286,624.88	285,200.00	302,900.00
<i>Wages and Salaries Totals</i>		\$249,724.33	\$286,624.88	\$285,200.00	\$302,900.00
<i>Premium Wages</i>					
6080	Overtime	5,962.31	6,259.41	6,000.00	6,000.00
6081	Premium Pay	1,604.80	1,660.80	2,000.00	2,000.00
<i>Premium Wages Totals</i>		\$7,567.11	\$7,920.21	\$8,000.00	\$8,000.00
<i>Fringe Benefits</i>					
6101	FICA	15,531.25	17,763.11	18,200.00	18,777.00
6102	Medicare	3,632.31	4,154.27	4,252.00	4,392.00
6104	Health	57,600.00	57,600.00	71,200.00	63,360.00
6105	Dental	2,424.48	2,424.48	3,031.00	3,031.00
6106	Vision	637.92	637.92	798.00	798.00
6107	Life	722.40	451.20	371.00	371.00
6108	Sick & Accident	930.69	967.00	1,110.00	1,110.00
<i>Fringe Benefits Totals</i>		\$81,479.05	\$83,997.98	\$98,962.00	\$91,839.00
<i>Fringe Benefits Other</i>					
6103	Retirement	18,992.70	23,781.99	26,496.00	30,730.00
6109	Workers Compensation	14,075.49	16,278.18	16,000.00	16,948.00
<i>Fringe Benefits Other Totals</i>		\$33,068.19	\$40,060.17	\$42,496.00	\$47,678.00



# Budget Worksheet Report

Budget Year 2022

Account	Account Description	2019 Actual Amount	2020 Actual Amount	2021 Adopted Budget	2022 Final
Fund <b>100 - General</b>					
<b>EXPENSE</b>					
Department <b>7040 - Waste Management</b>					
<i>Personnel Expense</i>					
6201	Dues / Memberships	650.00	550.00	1,200.00	800.00
6202	Books and Subscriptions	.00	.00	1,500.00	.00
6203	Training	1,845.54	1,206.00	.00	1,500.00
<i>Personnel Expense Totals</i>		<u>\$2,495.54</u>	<u>\$1,756.00</u>	<u>\$2,700.00</u>	<u>\$2,300.00</u>
<i>Occupancy</i>					
6401	Rent	4,500.00	4,500.00	4,500.00	4,500.00
6405	Electric	2,649.93	2,221.35	2,500.00	3,500.00
6409	Rubbish Removal	11,727.35	11,373.55	11,000.00	12,000.00
6410	Heating Fuel	6,388.23	575.75	5,000.00	5,000.00
<i>Occupancy Totals</i>		<u>\$25,265.51</u>	<u>\$18,670.65</u>	<u>\$23,000.00</u>	<u>\$25,000.00</u>
<i>Communication</i>					
6502	Cellular / Air Card Service	1,946.75	2,063.93	19,000.00	2,100.00
6504	Postage	120.88	91.04	150.00	150.00
6506	Printing	1,043.43	709.41	1,000.00	1,000.00
6507	Advertising	1,935.18	1,675.70	250.00	2,000.00
6508	Shipping	33,707.10	28,937.40	55,000.00	55,500.00
<i>Communication Totals</i>		<u>\$38,753.34</u>	<u>\$33,477.48</u>	<u>\$75,400.00</u>	<u>\$60,750.00</u>
<i>Supplies and Minor Equipment</i>					
6414.1401	Repairs & Maintenance - Buildings	7,909.56	995.89	8,000.00	8,000.00
6414.1404	Repairs & Maintenance - Equipment	4,792.10	12,752.20	10,000.00	10,000.00
6414.1405	Repairs & Maintenance - Vehicles	9,217.84	16,435.82	9,000.00	9,000.00
6601.1607	Supplies - Other	2,055.27	6,921.12	500.00	600.00
6602	Minor Equipment Purchases	4,750.00	401.91	500.00	500.00
6603	Equipment Rental	843.00	726.03	1,000.00	.00
6606	Maintenance Agreements	251.95	288.00	400.00	1,400.00
<i>Supplies and Minor Equipment Totals</i>		<u>\$29,819.72</u>	<u>\$38,520.97</u>	<u>\$29,400.00</u>	<u>\$29,500.00</u>
<i>Transportation</i>					
6751	Travel	668.53	9.00	2,500.00	2,000.00
7557	Gasoline	8,342.77	6,334.58	6,500.00	6,500.00
7560	Tank Fuel	.00	3,100.05	2,500.00	2,500.00
7561	Off Road Fuel	.00	3,441.94	2,500.00	2,500.00
<i>Transportation Totals</i>		<u>\$9,011.30</u>	<u>\$12,885.57</u>	<u>\$14,000.00</u>	<u>\$13,500.00</u>



# Budget Worksheet Report

Budget Year 2022

Account	Account Description	2019 Actual Amount	2020 Actual Amount	2021 Adopted Budget	2022 Final
<b>Fund 100 - General</b>					
<b>EXPENSE</b>					
Department <b>7040 - Waste Management</b>					
<i>Consultant / Contracted Services</i>					
6858	Project Manager	.00	.00	5,000.00	5,000.00
<i>Consultant / Contracted Services Totals</i>		\$0.00	\$0.00	\$5,000.00	\$5,000.00
<i>General Administration</i>					
7122	Other Expenses	284.63	225.50	200.00	200.00
7125	COVID-19 Expenses	.00	135.98	.00	.00
<i>General Administration Totals</i>		\$284.63	\$361.48	\$200.00	\$200.00
<i>Culture and Recreation</i>					
7458.8262	Section 901 Grant Expense	25,487.40	.00	90,000.00	.00
7458.8263	Section 902 Grant Expense	285,512.42	337,506.04	75,000.00	390,000.00
<i>Culture and Recreation Totals</i>		\$310,999.82	\$337,506.04	\$165,000.00	\$390,000.00
<i>Capital Outlay</i>					
7751	Capital Outlay - Vehicles	.00	105,694.00	.00	.00
7754	Capital Outlay - Equipment	5,631.68	15,596.77	.00	.00
7760	Infrastructure	16,231.77	9,994.43	.00	100,000.00
<i>Capital Outlay Totals</i>		\$21,863.45	\$131,285.20	\$0.00	\$100,000.00
Department <b>7040 - Waste Management Totals</b>		\$810,331.99	\$993,066.63	\$749,358.00	\$1,076,667.00
Department <b>8000 - Debt Payments and Administration</b>					
<i>Debt Payments</i>					
7047	Interest GRN Federally Taxable Series of 2020 (PFA)	.00	157,126.10	725,198.00	725,198.00
7048	Principal GRB Series of 2020 (BCEDA)	.00	.00	.00	5,000.00
7049	Interest GRB Series of 2020 (BCEDA)	.00	96,015.00	467,100.00	467,100.00
7074	Principal GRB Series of 2013	605,000.00	475,000.00	.00	.00
7075	Interest GRB Series of 2013	102,092.50	50,805.00	.00	.00
7084	Principal BC Lighting Upgrades Loan (DCED)	6,008.32	6,069.30	3,619.00	.00
7085	Interest BC Lighting Upgrades Loan (DCED)	131.24	70.26	13.00	.00
7086	Principal GRB Series of 2012	480,000.00	.00	.00	.00
7087	Interest GRB Series of 2012	58,387.50	22,893.75	.00	.00
7090	Principal GOB Federally Taxable Series B of 2016 Bond	1,520,000.00	1,555,000.00	1,605,000.00	1,645,000.00
7091	Interest GOB Federally Taxable Series B of 2016 Bond	1,253,509.00	1,220,373.00	1,183,178.00	1,143,181.00
7092	Principal GOB Series A of 2016 Bond	1,175,000.00	1,220,000.00	370,000.00	385,000.00
7093	Interest GOB Series A of 2016 Bond	355,125.00	244,381.25	119,638.00	101,138.00



# Budget Worksheet Report

Budget Year 2022

Account	Account Description	2019 Actual Amount	2020 Actual Amount	2021 Adopted Budget	2022 Final
<b>Fund 100 - General</b>					
<b>EXPENSE</b>					
Department <b>8000 - Debt Payments and Administration</b>					
<i>Debt Payments</i>					
7094	Principal GOB Series of 2017	2,135,000.00	2,640,000.00	2,770,000.00	2,890,000.00
7095	Interest GOB Series of 2017	2,492,375.00	2,246,078.13	1,987,082.00	1,873,882.00
7096	Principal GOB Series of 2020	.00	.00	620,000.00	635,000.00
7097	Interest GOB Series of 2020	.00	46,378.47	225,625.00	213,226.00
<i>Debt Payments Totals</i>		<b>\$10,182,628.56</b>	<b>\$9,980,190.26</b>	<b>\$10,076,453.00</b>	<b>\$10,083,725.00</b>
<i>General Administration</i>					
7118	Bank Charges / Bank Interest	79,465.21	.00	.00	.00
7122	Other Expenses	13,275.41	8,670.12	15,000.00	15,000.00
<i>General Administration Totals</i>		<b>\$92,740.62</b>	<b>\$8,670.12</b>	<b>\$15,000.00</b>	<b>\$15,000.00</b>
Department <b>8000 - Debt Payments and Administration Totals</b>		<b>\$10,275,369.18</b>	<b>\$9,988,860.38</b>	<b>\$10,091,453.00</b>	<b>\$10,098,725.00</b>
Department <b>8400 - County Matches / Subsidies</b>					
<i>Subsidies</i>					
6301	CCBC Subsidy	4,352,941.00	4,242,500.00	4,242,500.00	4,242,500.00
6303	Agriculture Extension	187,856.00	187,856.00	187,856.00	187,856.00
6304	Agriculture Preservation Board	140,000.00	40,000.00	40,000.00	40,000.00
6305	Conservation District	150,000.00	165,000.00	150,000.00	150,000.00
6306	Economic Development	145,150.00	145,150.00	145,150.00	145,150.00
6309	Food Program	26,000.00	26,000.00	26,000.00	26,000.00
6311	BC Historical Research & Landmarks Foundation	.00	15,000.00	5,000.00	5,000.00
6312	Humane Society	10,000.00	25,000.00	25,000.00	25,000.00
6315	Redevelopment Authority	35,000.00	35,000.00	35,000.00	35,000.00
6318	BC Genealogy & History Center	.00	.00	10,000.00	10,000.00
6350	Other Subsidies	.00	62,000.00	.00	.00
<i>Subsidies Totals</i>		<b>\$5,046,947.00</b>	<b>\$4,943,506.00</b>	<b>\$4,866,506.00</b>	<b>\$4,866,506.00</b>
<i>County Matches</i>					
6701.1701	C&Y County Match	3,273,453.57	2,202,563.72	2,884,000.00	2,884,000.00
6701.1702	D&A County Match	80,000.00	40,000.00	80,000.00	80,000.00
6701.1703	Domestic Relations County Match	815,474.38	1,036,129.16	946,518.00	934,192.00
6701.1704	DUI County Match	1,261.79	1,205.11	1,700.00	1,700.00
6701.1705	MH/ID/EI County Match	512,338.37	732,898.97	693,000.00	735,000.00
6701.1706	Office On Aging County Match	25,000.00	25,000.00	25,000.00	25,000.00



# Budget Worksheet Report

Budget Year 2022

Account	Account Description	2019 Actual Amount	2020 Actual Amount	2021 Adopted Budget	2022 Final
<b>Fund 100 - General</b>					
<b>EXPENSE</b>					
Department <b>8400 - County Matches / Subsidies</b>					
<i>County Matches</i>					
<i>County Matches Totals</i>		\$4,707,528.11	\$4,037,796.96	\$4,630,218.00	\$4,659,892.00
<i>Contra Revenue Accounts</i>					
7854	Pass-Thru	436,553.29	9,361.33	.00	.00
<i>Contra Revenue Accounts Totals</i>		\$436,553.29	\$9,361.33	\$0.00	\$0.00
Department <b>8400 - County Matches / Subsidies Totals</b>		\$10,191,028.40	\$8,990,664.29	\$9,496,724.00	\$9,526,398.00
<b>EXPENSE TOTALS</b>		\$76,500,334.32	\$77,553,202.03	\$81,319,195.00	\$82,032,165.00
<b>Fund 100 - General Totals</b>					
<b>REVENUE TOTALS</b>		\$79,437,693.89	\$85,146,041.30	\$81,319,195.00	\$82,032,165.00
<b>EXPENSE TOTALS</b>		\$76,500,334.32	\$77,553,202.03	\$81,319,195.00	\$82,032,165.00
<b>Fund 100 - General Totals</b>		\$2,937,359.57	\$7,592,839.27	\$0.00	\$0.00
<b>Fund 200 - County Records Improvement</b>					
<b>REVENUE</b>					
Department <b>1200 - County Records Improvement</b>					
<i>Departmental Earnings</i>					
4601	Act 8 Records Improvement	39,364.00	42,604.00	40,000.00	40,000.00
<i>Departmental Earnings Totals</i>		\$39,364.00	\$42,604.00	\$40,000.00	\$40,000.00
<i>Investment Earnings</i>					
4081	Interest	17.49	18.73	20.00	20.00
<i>Investment Earnings Totals</i>		\$17.49	\$18.73	\$20.00	\$20.00
<i>Budgetary Fund Balance</i>					
3900	Budgetary Beginning Fund Balance Unreserved	.00	.00	199,000.00	209,000.00
<i>Budgetary Fund Balance Totals</i>		\$0.00	\$0.00	\$199,000.00	\$209,000.00
Department <b>1200 - County Records Improvement Totals</b>		\$39,381.49	\$42,622.73	\$239,020.00	\$249,020.00
<b>REVENUE TOTALS</b>		\$39,381.49	\$42,622.73	\$239,020.00	\$249,020.00
<b>EXPENSE</b>					
Department <b>1200 - County Records Improvement</b>					
<i>Supplies and Minor Equipment</i>					
6602	Minor Equipment Purchases	1,774.62	.00	2,000.00	2,000.00
6606	Maintenance Agreements	6,550.00	6,550.00	10,000.00	10,000.00
<i>Supplies and Minor Equipment Totals</i>		\$8,324.62	\$6,550.00	\$12,000.00	\$12,000.00



# Budget Worksheet Report

Budget Year 2022

Account	Account Description	2019 Actual Amount	2020 Actual Amount	2021 Adopted Budget	2022 Final
Fund 200	<b>County Records Improvement</b>				
	<b>EXPENSE</b>				
	Department 1200 - County Records Improvement				
	General Administration				
7106	Special Project	.00	.00	.00	50,000.00
	<i>General Administration Totals</i>	\$0.00	\$0.00	\$0.00	\$50,000.00
	Capital Outlay				
7752	Capital Outlay - Computer Software	15,000.00	.00	33,000.00	.00
7753	Capital Outlay - Computer Hardware	20,000.00	.00	.00	.00
	<i>Capital Outlay Totals</i>	\$35,000.00	\$0.00	\$33,000.00	\$0.00
	Budgetary Fund Balance				
8900	Budgetary Ending Fund Balance	.00	.00	194,020.00	187,020.00
	<i>Budgetary Fund Balance Totals</i>	\$0.00	\$0.00	\$194,020.00	\$187,020.00
	Department 1200 - County Records Improvement	\$43,324.62	\$6,550.00	\$239,020.00	\$249,020.00
	Totals				
	<b>EXPENSE TOTALS</b>	\$43,324.62	\$6,550.00	\$239,020.00	\$249,020.00
	Fund 200 - County Records Improvement Totals				
	<b>REVENUE TOTALS</b>	\$39,381.49	\$42,622.73	\$239,020.00	\$249,020.00
	<b>EXPENSE TOTALS</b>	\$43,324.62	\$6,550.00	\$239,020.00	\$249,020.00
	Fund 200 - County Records Improvement Totals	(\$3,943.13)	\$36,072.73	\$0.00	\$0.00
Fund 201	<b>Recorder of Deeds Records Improv</b>				
	<b>REVENUE</b>				
	Department 1201 - Recorder Records Improvement				
	Departmental Earnings				
4601	Act 8 Records Improvement	59,046.00	63,906.00	65,000.00	65,000.00
	<i>Departmental Earnings Totals</i>	\$59,046.00	\$63,906.00	\$65,000.00	\$65,000.00
	Budgetary Fund Balance				
3900	Budgetary Beginning Fund Balance Unreserved	.00	.00	30,500.00	30,500.00
	<i>Budgetary Fund Balance Totals</i>	\$0.00	\$0.00	\$30,500.00	\$30,500.00
	Department 1201 - Recorder Records Improvement	\$59,046.00	\$63,906.00	\$95,500.00	\$95,500.00
	Totals				
	<b>REVENUE TOTALS</b>	\$59,046.00	\$63,906.00	\$95,500.00	\$95,500.00
	<b>EXPENSE</b>				
	Department 1201 - Recorder Records Improvement				
	Supplies and Minor Equipment				
6602	Minor Equipment Purchases	.00	18,862.90	20,000.00	20,000.00
6604.1607	Minor Outlay - Computer Hardware	.00	.00	5,000.00	5,000.00
6604.1608	Minor Outlay - Computer Software	.00	.00	5,000.00	5,000.00



# Budget Worksheet Report

Budget Year 2022

Account	Account Description	2019 Actual Amount	2020 Actual Amount	2021 Adopted Budget	2022 Final
Fund 201	<b>Recorder of Deeds Records Improv</b>				
	<b>EXPENSE</b>				
	Department 1201 - Recorder Records Improvement				
	Supplies and Minor Equipment				
6604.1609	Minor Outlay - Computer Supplies	.00	.00	2,000.00	2,000.00
	<i>Supplies and Minor Equipment Totals</i>	\$0.00	\$18,862.90	\$32,000.00	\$32,000.00
	<i>Transportation</i>				
6751	Travel	.00	.00	3,500.00	3,500.00
	<i>Transportation Totals</i>	\$0.00	\$0.00	\$3,500.00	\$3,500.00
	<i>Consultant / Contracted Services</i>				
6860	Misc Contracted Services	.00	.00	10,000.00	10,000.00
	<i>Consultant / Contracted Services Totals</i>	\$0.00	\$0.00	\$10,000.00	\$10,000.00
	<i>Capital Outlay</i>				
7754	Capital Outlay - Equipment	48,071.28	.00	50,000.00	50,000.00
	<i>Capital Outlay Totals</i>	\$48,071.28	\$0.00	\$50,000.00	\$50,000.00
	Department 1201 - Recorder Records Improvement	\$48,071.28	\$18,862.90	\$95,500.00	\$95,500.00
	<b>EXPENSE TOTALS</b>	\$48,071.28	\$18,862.90	\$95,500.00	\$95,500.00
Fund 201	<b>Recorder of Deeds Records Improv Totals</b>				
	<b>REVENUE TOTALS</b>	\$59,046.00	\$63,906.00	\$95,500.00	\$95,500.00
	<b>EXPENSE TOTALS</b>	\$48,071.28	\$18,862.90	\$95,500.00	\$95,500.00
Fund 201	<b>Recorder of Deeds Records Improv Totals</b>	\$10,974.72	\$45,043.10	\$0.00	\$0.00
Fund 202	<b>Prothonotary Automation</b>				
	<b>REVENUE</b>				
	Department 1202 - Prothonotary Automation				
	Departmental Earnings				
4603	Automation Receipts	10,770.00	9,584.95	10,800.00	10,800.00
	<i>Departmental Earnings Totals</i>	\$10,770.00	\$9,584.95	\$10,800.00	\$10,800.00
	<i>Investment Earnings</i>				
4081	Interest	4.65	4.75	4.00	4.00
	<i>Investment Earnings Totals</i>	\$4.65	\$4.75	\$4.00	\$4.00
	<i>Budgetary Fund Balance</i>				
3900	Budgetary Beginning Fund Balance Unreserved	.00	.00	57,900.00	55,572.00
	<i>Budgetary Fund Balance Totals</i>	\$0.00	\$0.00	\$57,900.00	\$55,572.00
	Department 1202 - Prothonotary Automation Totals	\$10,774.65	\$9,589.70	\$68,704.00	\$66,376.00
	<b>REVENUE TOTALS</b>	\$10,774.65	\$9,589.70	\$68,704.00	\$66,376.00



# Budget Worksheet Report

Budget Year 2022

Account	Account Description	2019 Actual Amount	2020 Actual Amount	2021 Adopted Budget	2022 Final
<b>Fund 202 - Prothonotary Automation</b>					
<b>EXPENSE</b>					
Department <b>1202 - Prothonotary Automation</b>					
<i>Personnel Expense</i>					
6201	Dues / Memberships	325.00	.00	500.00	500.00
<i>Personnel Expense Totals</i>		<b>\$325.00</b>	<b>\$0.00</b>	<b>\$500.00</b>	<b>\$500.00</b>
<i>Supplies and Minor Equipment</i>					
6414.1404	Repairs & Maintenance - Equipment	1,284.49	.00	1,000.00	1,000.00
6602	Minor Equipment Purchases	3,045.44	1,215.80	1,500.00	1,500.00
6604.1608	Minor Outlay - Computer Software	.00	3,116.48	1,000.00	1,000.00
<i>Supplies and Minor Equipment Totals</i>		<b>\$4,329.93</b>	<b>\$4,332.28</b>	<b>\$3,500.00</b>	<b>\$3,500.00</b>
<i>Transportation</i>					
6751	Travel	3,195.60	.00	5,500.00	5,500.00
<i>Transportation Totals</i>		<b>\$3,195.60</b>	<b>\$0.00</b>	<b>\$5,500.00</b>	<b>\$5,500.00</b>
<i>Budgetary Fund Balance</i>					
8900	Budgetary Ending Fund Balance	.00	.00	59,204.00	56,876.00
<i>Budgetary Fund Balance Totals</i>		<b>\$0.00</b>	<b>\$0.00</b>	<b>\$59,204.00</b>	<b>\$56,876.00</b>
Department <b>1202 - Prothonotary Automation Totals</b>		<b>\$7,850.53</b>	<b>\$4,332.28</b>	<b>\$68,704.00</b>	<b>\$66,376.00</b>
<b>EXPENSE TOTALS</b>		<b>\$7,850.53</b>	<b>\$4,332.28</b>	<b>\$68,704.00</b>	<b>\$66,376.00</b>
Fund <b>202 - Prothonotary Automation Totals</b>					
<b>REVENUE TOTALS</b>		<b>\$10,774.65</b>	<b>\$9,589.70</b>	<b>\$68,704.00</b>	<b>\$66,376.00</b>
<b>EXPENSE TOTALS</b>		<b>\$7,850.53</b>	<b>\$4,332.28</b>	<b>\$68,704.00</b>	<b>\$66,376.00</b>
Fund <b>202 - Prothonotary Automation Totals</b>		<b>\$2,924.12</b>	<b>\$5,257.42</b>	<b>\$0.00</b>	<b>\$0.00</b>
<b>Fund 203 - Clerk of Courts Automation</b>					
<b>REVENUE</b>					
Department <b>1203 - Clerk of Courts Automation</b>					
<i>Departmental Earnings</i>					
4614	Miscellaneous Departmental Receipts	9,993.35	9,461.40	10,500.00	10,500.00
4625	Record Management Fee	4,393.75	7,639.47	8,000.00	10,000.00
<i>Departmental Earnings Totals</i>		<b>\$14,387.10</b>	<b>\$17,100.87</b>	<b>\$18,500.00</b>	<b>\$20,500.00</b>
<i>Investment Earnings</i>					
4081	Interest	5.86	12.21	.00	.00
<i>Investment Earnings Totals</i>		<b>\$5.86</b>	<b>\$12.21</b>	<b>\$0.00</b>	<b>\$0.00</b>
Department <b>1203 - Clerk of Courts Automation Totals</b>		<b>\$14,392.96</b>	<b>\$17,113.08</b>	<b>\$18,500.00</b>	<b>\$20,500.00</b>
<b>REVENUE TOTALS</b>		<b>\$14,392.96</b>	<b>\$17,113.08</b>	<b>\$18,500.00</b>	<b>\$20,500.00</b>





# Budget Worksheet Report

Budget Year 2022

Account	Account Description	2019 Actual Amount	2020 Actual Amount	2021 Adopted Budget	2022 Final
Fund 203	<b>Clerk of Courts Automation</b>				
	<b>EXPENSE</b>				
	Department 1203 - Clerk of Courts Automation				
	Personnel Expense				
6201	Dues / Memberships	325.00	.00	500.00	500.00
	<i>Personnel Expense Totals</i>	<u>\$325.00</u>	<u>\$0.00</u>	<u>\$500.00</u>	<u>\$500.00</u>
	Communication				
6501	Telephone / Internet	.00	.00	.00	3,200.00
	<i>Communication Totals</i>	<u>\$0.00</u>	<u>\$0.00</u>	<u>\$0.00</u>	<u>\$3,200.00</u>
	Supplies and Minor Equipment				
6602	Minor Equipment Purchases	2,311.41	5,043.30	.00	3,000.00
	<i>Supplies and Minor Equipment Totals</i>	<u>\$2,311.41</u>	<u>\$5,043.30</u>	<u>\$0.00</u>	<u>\$3,000.00</u>
	Transportation				
6751	Travel	4,354.64	.00	5,500.00	5,500.00
	<i>Transportation Totals</i>	<u>\$4,354.64</u>	<u>\$0.00</u>	<u>\$5,500.00</u>	<u>\$5,500.00</u>
	Consultant / Contracted Services				
6855	Computer Consultants Support	.00	450.00	.00	.00
	<i>Consultant / Contracted Services Totals</i>	<u>\$0.00</u>	<u>\$450.00</u>	<u>\$0.00</u>	<u>\$0.00</u>
	Capital Outlay				
7754	Capital Outlay - Equipment	.00	8,699.79	.00	3,000.00
	<i>Capital Outlay Totals</i>	<u>\$0.00</u>	<u>\$8,699.79</u>	<u>\$0.00</u>	<u>\$3,000.00</u>
	Other Financing Uses				
7801	Operating Transfers Out	15,000.00	7,500.00	.00	.00
	<i>Other Financing Uses Totals</i>	<u>\$15,000.00</u>	<u>\$7,500.00</u>	<u>\$0.00</u>	<u>\$0.00</u>
	Budgetary Fund Balance				
8900	Budgetary Ending Fund Balance	.00	.00	12,500.00	5,300.00
	<i>Budgetary Fund Balance Totals</i>	<u>\$0.00</u>	<u>\$0.00</u>	<u>\$12,500.00</u>	<u>\$5,300.00</u>
	Department 1203 - Clerk of Courts Automation Totals	<u>\$21,991.05</u>	<u>\$21,693.09</u>	<u>\$18,500.00</u>	<u>\$20,500.00</u>
	<b>EXPENSE TOTALS</b>	<u>\$21,991.05</u>	<u>\$21,693.09</u>	<u>\$18,500.00</u>	<u>\$20,500.00</u>
	Fund 203 - Clerk of Courts Automation Totals				
	<b>REVENUE TOTALS</b>	<u>\$14,392.96</u>	<u>\$17,113.08</u>	<u>\$18,500.00</u>	<u>\$20,500.00</u>
	<b>EXPENSE TOTALS</b>	<u>\$21,991.05</u>	<u>\$21,693.09</u>	<u>\$18,500.00</u>	<u>\$20,500.00</u>
	Fund 203 - Clerk of Courts Automation Totals	<u>(\$7,598.09)</u>	<u>(\$4,580.01)</u>	<u>\$0.00</u>	<u>\$0.00</u>
Fund 204	<b>Register of Wills Automation</b>				
	<b>REVENUE</b>				
	Department 1204 - Register of Wills Automation				
	Departmental Earnings				
4615	Register - Monthly Receipts	32,771.50	31,632.00	25,000.00	25,000.00



# Budget Worksheet Report

Budget Year 2022

Account	Account Description	2019 Actual Amount	2020 Actual Amount	2021 Adopted Budget	2022 Final
Fund	<b>204 - Register of Wills Automation</b>				
	<b>REVENUE</b>				
	Department <b>1204 - Register of Wills Automation</b>				
	Departmental Earnings				
	<i>Departmental Earnings Totals</i>	\$32,771.50	\$31,632.00	\$25,000.00	\$25,000.00
	<i>Investment Earnings</i>				
4081	Interest	496.92	195.62	500.00	500.00
	<i>Investment Earnings Totals</i>	\$496.92	\$195.62	\$500.00	\$500.00
	<i>Budgetary Fund Balance</i>				
3900	Budgetary Beginning Fund Balance Unreserved	.00	.00	75,400.00	75,400.00
	<i>Budgetary Fund Balance Totals</i>	\$0.00	\$0.00	\$75,400.00	\$75,400.00
	Department <b>1204 - Register of Wills Automation Totals</b>	\$33,268.42	\$31,827.62	\$100,900.00	\$100,900.00
	<b>REVENUE TOTALS</b>	\$33,268.42	\$31,827.62	\$100,900.00	\$100,900.00
	<b>EXPENSE</b>				
	Department <b>1204 - Register of Wills Automation</b>				
	Supplies and Minor Equipment				
6602	Minor Equipment Purchases	800.85	.00	20,000.00	20,000.00
	<i>Supplies and Minor Equipment Totals</i>	\$800.85	\$0.00	\$20,000.00	\$20,000.00
	<i>Consultant / Contracted Services</i>				
6855	Computer Consultants Support	.00	.00	15,000.00	15,000.00
	<i>Consultant / Contracted Services Totals</i>	\$0.00	\$0.00	\$15,000.00	\$15,000.00
	<i>Capital Outlay</i>				
7752	Capital Outlay - Computer Software	.00	.00	10,000.00	50,000.00
7753	Capital Outlay - Computer Hardware	.00	14,906.70	.00	.00
	<i>Capital Outlay Totals</i>	\$0.00	\$14,906.70	\$10,000.00	\$50,000.00
	<i>Budgetary Fund Balance</i>				
8900	Budgetary Ending Fund Balance	.00	.00	55,900.00	15,900.00
	<i>Budgetary Fund Balance Totals</i>	\$0.00	\$0.00	\$55,900.00	\$15,900.00
	Department <b>1204 - Register of Wills Automation Totals</b>	\$800.85	\$14,906.70	\$100,900.00	\$100,900.00
	<b>EXPENSE TOTALS</b>	\$800.85	\$14,906.70	\$100,900.00	\$100,900.00
Fund	<b>204 - Register of Wills Automation Totals</b>				
	<b>REVENUE TOTALS</b>	\$33,268.42	\$31,827.62	\$100,900.00	\$100,900.00
	<b>EXPENSE TOTALS</b>	\$800.85	\$14,906.70	\$100,900.00	\$100,900.00
Fund	<b>204 - Register of Wills Automation Totals</b>	\$32,467.57	\$16,920.92	\$0.00	\$0.00



# Budget Worksheet Report

Budget Year 2022

Account	Account Description	2019 Actual Amount	2020 Actual Amount	2021 Adopted Budget	2022 Final
Fund	<b>205 - Offenders Supervisory</b>				
	<b>REVENUE</b>				
	Department <b>2205 - Offender Supervisory Fees</b>				
	<i>Intergovernmental - State Grants</i>				
4260.9030	OSF - State Share	346,344.95	349,467.28	290,000.00	290,000.00
	<i>Intergovernmental - State Grants Totals</i>	\$346,344.95	\$349,467.28	\$290,000.00	\$290,000.00
	<i>Departmental Earnings</i>				
4614	Miscellaneous Departmental Receipts	356,090.55	387,348.82	300,000.00	300,000.00
	<i>Departmental Earnings Totals</i>	\$356,090.55	\$387,348.82	\$300,000.00	\$300,000.00
	<i>Investment Earnings</i>				
4081	Interest	51.50	49.56	.00	.00
	<i>Investment Earnings Totals</i>	\$51.50	\$49.56	\$0.00	\$0.00
	<i>Budgetary Fund Balance</i>				
3900	Budgetary Beginning Fund Balance Unreserved	.00	.00	80,000.00	80,000.00
	<i>Budgetary Fund Balance Totals</i>	\$0.00	\$0.00	\$80,000.00	\$80,000.00
	Department <b>2205 - Offender Supervisory Fees Totals</b>	\$702,487.00	\$736,865.66	\$670,000.00	\$670,000.00
	<b>REVENUE TOTALS</b>	\$702,487.00	\$736,865.66	\$670,000.00	\$670,000.00
	<b>EXPENSE</b>				
	Department <b>2205 - Offender Supervisory Fees</b>				
	<i>Personnel Expense</i>				
6202	Books and Subscriptions	1,060.00	.00	.00	.00
	<i>Personnel Expense Totals</i>	\$1,060.00	\$0.00	\$0.00	\$0.00
	<i>Supplies and Minor Equipment</i>				
6602	Minor Equipment Purchases	29,521.29	39,957.97	.00	.00
6603	Equipment Rental	11,301.00	.00	.00	.00
	<i>Supplies and Minor Equipment Totals</i>	\$40,822.29	\$39,957.97	\$0.00	\$0.00
	<i>Other Financing Uses</i>				
7801	Operating Transfers Out	650,000.00	550,000.00	670,000.00	670,000.00
	<i>Other Financing Uses Totals</i>	\$650,000.00	\$550,000.00	\$670,000.00	\$670,000.00
	Department <b>2205 - Offender Supervisory Fees Totals</b>	\$691,882.29	\$589,957.97	\$670,000.00	\$670,000.00
	<b>EXPENSE TOTALS</b>	\$691,882.29	\$589,957.97	\$670,000.00	\$670,000.00
	Fund <b>205 - Offenders Supervisory Totals</b>				
	<b>REVENUE TOTALS</b>	\$702,487.00	\$736,865.66	\$670,000.00	\$670,000.00
	<b>EXPENSE TOTALS</b>	\$691,882.29	\$589,957.97	\$670,000.00	\$670,000.00
	Fund <b>205 - Offenders Supervisory Totals</b>	\$10,604.71	\$146,907.69	\$0.00	\$0.00



# Budget Worksheet Report

Budget Year 2022

Account	Account Description	2019 Actual Amount	2020 Actual Amount	2021 Adopted Budget	2022 Final
<b>Fund 206 - Act 152 Demolition Fund</b>					
<b>REVENUE</b>					
Department <b>1206 - Act 152 Demolition Fund</b>					
<i>Departmental Earnings</i>					
4420	Act 152 Demolition Fee	157,740.00	168,330.00	115,000.00	115,000.00
<i>Departmental Earnings Totals</i>		\$157,740.00	\$168,330.00	\$115,000.00	\$115,000.00
<i>Budgetary Fund Balance</i>					
3905	Budgetary Beginning Fund Balance Reserved	.00	.00	282,735.00	282,735.00
<i>Budgetary Fund Balance Totals</i>		\$0.00	\$0.00	\$282,735.00	\$282,735.00
Department <b>1206 - Act 152 Demolition Fund</b> Totals		\$157,740.00	\$168,330.00	\$397,735.00	\$397,735.00
<b>REVENUE TOTALS</b>		\$157,740.00	\$168,330.00	\$397,735.00	\$397,735.00
<b>EXPENSE</b>					
Department <b>1206 - Act 152 Demolition Fund</b>					
<i>Budgetary Fund Balance</i>					
8900	Budgetary Ending Fund Balance	.00	.00	397,735.00	397,735.00
<i>Budgetary Fund Balance Totals</i>		\$0.00	\$0.00	\$397,735.00	\$397,735.00
Department <b>1206 - Act 152 Demolition Fund</b> Totals		\$0.00	\$0.00	\$397,735.00	\$397,735.00
<b>EXPENSE TOTALS</b>		\$0.00	\$0.00	\$397,735.00	\$397,735.00
Fund <b>206 - Act 152 Demolition Fund</b> Totals					
<b>REVENUE TOTALS</b>		\$157,740.00	\$168,330.00	\$397,735.00	\$397,735.00
<b>EXPENSE TOTALS</b>		\$0.00	\$0.00	\$397,735.00	\$397,735.00
Fund <b>206 - Act 152 Demolition Fund</b> Totals		\$157,740.00	\$168,330.00	\$0.00	\$0.00
<b>Fund 207 - Coronavirus Relief Fund</b>					
<b>REVENUE</b>					
Department <b>1207 - Coronavirus Relief Fund</b>					
<i>Intergovernmental -- Federal Grants</i>					
4155.21019	Coronavirus Relief Fund (CARES Act) (thru PA DCED)	.00	14,804,241.00	.00	.00
<i>Intergovernmental -- Federal Grants Totals</i>		\$0.00	\$14,804,241.00	\$0.00	\$0.00
<i>Investment Earnings</i>					
4081	Interest	.00	18,741.48	.00	.00
<i>Investment Earnings Totals</i>		\$0.00	\$18,741.48	\$0.00	\$0.00
Department <b>1207 - Coronavirus Relief Fund</b> Totals		\$0.00	\$14,822,982.48	\$0.00	\$0.00
<b>REVENUE TOTALS</b>		\$0.00	\$14,822,982.48	\$0.00	\$0.00
<b>EXPENSE</b>					
Department <b>1207 - Coronavirus Relief Fund</b>					
<i>General Administration</i>					
7126	Administration	.00	116,042.07	.00	.00
7127	County Response, Planning and Outreach	.00	8,712,491.43	.00	.00



# Budget Worksheet Report

Budget Year 2022

Account	Account Description	2019 Actual Amount	2020 Actual Amount	2021 Adopted Budget	2022 Final
Fund 207	<b>Coronavirus Relief Fund</b>				
	<b>EXPENSE</b>				
	Department 1207 - Coronavirus Relief Fund				
	General Administration				
7129	Assistance to County Municipalities	.00	4,000,000.25	.00	.00
7130	Small Business Grant Programs	.00	1,290,257.61	.00	.00
7135	Non-Profit Assistance Programs	.00	704,727.90	.00	.00
	<i>General Administration Totals</i>	\$0.00	\$14,823,519.26	\$0.00	\$0.00
	Department 1207 - Coronavirus Relief Fund Totals	\$0.00	\$14,823,519.26	\$0.00	\$0.00
	<b>EXPENSE TOTALS</b>	\$0.00	\$14,823,519.26	\$0.00	\$0.00
	Fund 207 - Coronavirus Relief Fund Totals				
	<b>REVENUE TOTALS</b>	\$0.00	\$14,822,982.48	\$0.00	\$0.00
	<b>EXPENSE TOTALS</b>	\$0.00	\$14,823,519.26	\$0.00	\$0.00
	Fund 207 - Coronavirus Relief Fund Totals	\$0.00	(\$536.78)	\$0.00	\$0.00
Fund 208	<b>American Rescue Plan (ARP) Fund</b>				
	<b>REVENUE</b>				
	Department 1208 - American Rescue Plan (ARP) Fund				
	Budgetary Fund Balance				
3900	Budgetary Beginning Fund Balance Unreserved	.00	.00	.00	45,000,000.00
	<i>Budgetary Fund Balance Totals</i>	\$0.00	\$0.00	\$0.00	\$45,000,000.00
	Department 1208 - American Rescue Plan (ARP) Fund Totals	\$0.00	\$0.00	\$0.00	\$45,000,000.00
	<b>REVENUE TOTALS</b>	\$0.00	\$0.00	\$0.00	\$45,000,000.00
	<b>EXPENSE</b>				
	Department 1208 - American Rescue Plan (ARP) Fund				
	Other Financing Uses				
7801	Operating Transfers Out	.00	.00	.00	2,000,000.00
	<i>Other Financing Uses Totals</i>	\$0.00	\$0.00	\$0.00	\$2,000,000.00
	<i>Budgetary Fund Balance</i>				
8900	Budgetary Ending Fund Balance	.00	.00	.00	43,000,000.00
	<i>Budgetary Fund Balance Totals</i>	\$0.00	\$0.00	\$0.00	\$43,000,000.00
	Department 1208 - American Rescue Plan (ARP) Fund Totals	\$0.00	\$0.00	\$0.00	\$45,000,000.00
	<b>EXPENSE TOTALS</b>	\$0.00	\$0.00	\$0.00	\$45,000,000.00
	Fund 208 - American Rescue Plan (ARP) Fund Totals				
	<b>REVENUE TOTALS</b>	\$0.00	\$0.00	\$0.00	\$45,000,000.00
	<b>EXPENSE TOTALS</b>	\$0.00	\$0.00	\$0.00	\$45,000,000.00
	Fund 208 - American Rescue Plan (ARP) Fund Totals	\$0.00	\$0.00	\$0.00	\$0.00



# Budget Worksheet Report

Budget Year 2022

Account	Account Description	2019 Actual Amount	2020 Actual Amount	2021 Adopted Budget	2022 Final
Fund 210	<b>Victim Witness</b>				
	<b>REVENUE</b>				
	Department 2210 - Rights and Services				
	Intergovernmental - State Grants				
4242.8191	Victim / Witness State Share	76,574.79	79,942.56	106,653.00	106,653.00
	Intergovernmental - State Grants Totals	\$76,574.79	\$79,942.56	\$106,653.00	\$106,653.00
	Investment Earnings				
4081	Interest	1.64	1.84	.00	.00
	Investment Earnings Totals	\$1.64	\$1.84	\$0.00	\$0.00
	Department 2210 - Rights and Services Totals	\$76,576.43	\$79,944.40	\$106,653.00	\$106,653.00
	Department 2211 - Victims of Crime				
	Intergovernmental -- Federal Grants				
4126.16575	Crime Victim Assistance	78,109.45	81,516.39	110,544.00	110,544.00
	Intergovernmental -- Federal Grants Totals	\$78,109.45	\$81,516.39	\$110,544.00	\$110,544.00
	Department 2211 - Victims of Crime Totals	\$78,109.45	\$81,516.39	\$110,544.00	\$110,544.00
	Department 2212 - Victims of Juvenile Offenders				
	Intergovernmental - State Grants				
4242.8196	Victim of Juvenile Offenders	26,119.83	22,022.84	38,852.00	38,852.00
	Intergovernmental - State Grants Totals	\$26,119.83	\$22,022.84	\$38,852.00	\$38,852.00
	Department 2212 - Victims of Juvenile Offenders Totals	\$26,119.83	\$22,022.84	\$38,852.00	\$38,852.00
	<b>REVENUE TOTALS</b>	\$180,805.71	\$183,483.63	\$256,049.00	\$256,049.00
	<b>EXPENSE</b>				
	Department 2210 - Rights and Services				
	Wages and Salaries				
6006	Full Time Wages	45,149.62	49,041.94	53,546.00	53,546.00
6007	Part Time Wages	3,013.40	2,691.54	3,937.00	3,937.00
	Wages and Salaries Totals	\$48,163.02	\$51,733.48	\$57,483.00	\$57,483.00
	Premium Wages				
6078	Lump Sum Longevity Pay	120.00	130.00	.00	.00
	Premium Wages Totals	\$120.00	\$130.00	\$0.00	\$0.00
	Fringe Benefits				
6101	FICA	2,920.09	3,121.71	3,564.00	3,564.00
6102	Medicare	682.88	730.13	835.00	835.00
6104	Health	17,076.02	16,668.01	25,276.00	25,276.00
6105	Dental	718.77	701.58	861.00	861.00
6106	Vision	189.19	184.62	226.00	226.00
6107	Life	189.30	100.20	105.00	105.00



# Budget Worksheet Report

Budget Year 2022

Account	Account Description	2019 Actual Amount	2020 Actual Amount	2021 Adopted Budget	2022 Final
Fund 210	<b>Victim Witness</b>				
	<b>EXPENSE</b>				
	Department 2210 - Rights and Services				
	<i>Fringe Benefits</i>				
6108	Sick & Accident	224.68	232.02	315.00	315.00
	<i>Fringe Benefits Totals</i>	<u>\$22,000.93</u>	<u>\$21,738.27</u>	<u>\$31,182.00</u>	<u>\$31,182.00</u>
	<i>Fringe Benefits Other</i>				
6103	Retirement	5,088.75	4,062.50	5,191.00	5,191.00
6109	Workers Compensation	114.41	123.16	121.00	121.00
6110	Unemployment Compensation	.00	2,429.64	.00	.00
	<i>Fringe Benefits Other Totals</i>	<u>\$5,203.16</u>	<u>\$6,615.30</u>	<u>\$5,312.00</u>	<u>\$5,312.00</u>
	<i>Personnel Expense</i>				
6209	Employee Physicals	70.70	122.40	.00	.00
6212	Employee Assistance Program	12.24	12.24	.00	.00
	<i>Personnel Expense Totals</i>	<u>\$82.94</u>	<u>\$134.64</u>	<u>\$0.00</u>	<u>\$0.00</u>
	<i>Communication</i>				
6504	Postage	220.34	236.70	500.00	500.00
	<i>Communication Totals</i>	<u>\$220.34</u>	<u>\$236.70</u>	<u>\$500.00</u>	<u>\$500.00</u>
	<i>Supplies and Minor Equipment</i>				
6601.1607	Supplies - Other	440.00	1,163.48	8,591.00	4,058.00
6606	Maintenance Agreements	352.38	377.58	630.00	630.00
	<i>Supplies and Minor Equipment Totals</i>	<u>\$792.38</u>	<u>\$1,541.06</u>	<u>\$9,221.00</u>	<u>\$4,688.00</u>
	<i>Transportation</i>				
6751	Travel	148.55	.00	1,621.00	1,565.00
	<i>Transportation Totals</i>	<u>\$148.55</u>	<u>\$0.00</u>	<u>\$1,621.00</u>	<u>\$1,565.00</u>
	<i>Budgetary Fund Balance</i>				
8900	Budgetary Ending Fund Balance	.00	.00	1,334.00	5,923.00
	<i>Budgetary Fund Balance Totals</i>	<u>\$0.00</u>	<u>\$0.00</u>	<u>\$1,334.00</u>	<u>\$5,923.00</u>
	Department 2210 - Rights and Services Totals	<u>\$76,731.32</u>	<u>\$82,129.45</u>	<u>\$106,653.00</u>	<u>\$106,653.00</u>
	Department 2211 - Victims of Crime				
	<i>Wages and Salaries</i>				
6006	Full Time Wages	44,970.39	48,825.07	52,594.00	52,594.00
6007	Part Time Wages	4,629.44	3,982.28	5,906.00	5,906.00
	<i>Wages and Salaries Totals</i>	<u>\$49,599.83</u>	<u>\$52,807.35</u>	<u>\$58,500.00</u>	<u>\$58,500.00</u>
	<i>Premium Wages</i>				
6078	Lump Sum Longevity Pay	112.50	100.00	.00	.00
	<i>Premium Wages Totals</i>	<u>\$112.50</u>	<u>\$100.00</u>	<u>\$0.00</u>	<u>\$0.00</u>



# Budget Worksheet Report

Budget Year 2022

Account	Account Description	2019 Actual Amount	2020 Actual Amount	2021 Adopted Budget	2022 Final
Fund 210	<b>Victim Witness</b>				
	<b>EXPENSE</b>				
	Department <b>2211 - Victims of Crime</b>				
	<i>Fringe Benefits</i>				
6101	FICA	3,008.89	3,186.76	3,627.00	3,627.00
6102	Medicare	703.74	745.29	848.00	848.00
6104	Health	17,183.98	16,680.01	24,742.00	24,742.00
6105	Dental	723.30	702.04	842.00	842.00
6106	Vision	190.33	184.75	222.00	222.00
6107	Life	190.50	100.36	103.00	103.00
6108	Sick & Accident	228.06	232.66	309.00	309.00
	<i>Fringe Benefits Totals</i>	<u>\$22,228.80</u>	<u>\$21,831.87</u>	<u>\$30,693.00</u>	<u>\$30,693.00</u>
	<i>Fringe Benefits Other</i>				
6103	Retirement	5,492.36	4,348.81	5,170.00	5,170.00
6109	Workers Compensation	117.92	125.61	127.00	127.00
	<i>Fringe Benefits Other Totals</i>	<u>\$5,610.28</u>	<u>\$4,474.42</u>	<u>\$5,297.00</u>	<u>\$5,297.00</u>
	<i>Personnel Expense</i>				
6209	Employee Physicals	84.30	149.60	.00	.00
6212	Employee Assistance Program	11.88	11.88	.00	.00
	<i>Personnel Expense Totals</i>	<u>\$96.18</u>	<u>\$161.48</u>	<u>\$0.00</u>	<u>\$0.00</u>
	<i>Supplies and Minor Equipment</i>				
6601.1607	Supplies - Other	360.77	1,896.90	12,376.00	7,735.00
	<i>Supplies and Minor Equipment Totals</i>	<u>\$360.77</u>	<u>\$1,896.90</u>	<u>\$12,376.00</u>	<u>\$7,735.00</u>
	<i>Transportation</i>				
6751	Travel	222.83	.00	1,621.00	1,621.00
	<i>Transportation Totals</i>	<u>\$222.83</u>	<u>\$0.00</u>	<u>\$1,621.00</u>	<u>\$1,621.00</u>
	<i>Budgetary Fund Balance</i>				
8900	Budgetary Ending Fund Balance	.00	.00	2,057.00	6,698.00
	<i>Budgetary Fund Balance Totals</i>	<u>\$0.00</u>	<u>\$0.00</u>	<u>\$2,057.00</u>	<u>\$6,698.00</u>
	Department <b>2211 - Victims of Crime Totals</b>	<u>\$78,231.19</u>	<u>\$81,272.02</u>	<u>\$110,544.00</u>	<u>\$110,544.00</u>
	Department <b>2212 - Victims of Juvenile Offenders</b>				
	<i>Wages and Salaries</i>				
6006	Full Time Wages	8,617.08	8,359.77	8,792.00	8,792.00
6007	Part Time Wages	7,839.95	6,984.97	9,843.00	9,843.00
	<i>Wages and Salaries Totals</i>	<u>\$16,457.03</u>	<u>\$15,344.74</u>	<u>\$18,635.00</u>	<u>\$18,635.00</u>
	<i>Premium Wages</i>				
6078	Lump Sum Longevity Pay	17.50	20.00	.00	.00





# Budget Worksheet Report

Budget Year 2022

Account	Account Description	2019 Actual Amount	2020 Actual Amount	2021 Adopted Budget	2022 Final
Fund 210	<b>Victim Witness</b>				
	<b>EXPENSE</b>				
	Department 2212 - Victims of Juvenile Offenders				
	Premium Wages				
	<i>Premium Wages Totals</i>	\$17.50	\$20.00	\$0.00	\$0.00
	<i>Fringe Benefits</i>				
6101	FICA	1,007.15	936.12	1,155.00	1,155.00
6102	Medicare	235.54	218.88	271.00	271.00
6104	Health	2,940.00	2,651.98	3,382.00	3,382.00
6105	Dental	123.74	111.68	115.00	115.00
6106	Vision	32.47	29.33	30.00	30.00
6107	Life	32.80	17.00	167.00	167.00
6108	Sick & Accident	40.83	35.37	42.00	42.00
	<i>Fringe Benefits Totals</i>	\$4,412.53	\$4,000.36	\$5,162.00	\$5,162.00
	<i>Fringe Benefits Other</i>				
6103	Retirement	2,293.64	1,778.04	990.00	990.00
6109	Workers Compensation	39.42	36.14	40.00	40.00
	<i>Fringe Benefits Other Totals</i>	\$2,333.06	\$1,814.18	\$1,030.00	\$1,030.00
	<i>Personnel Expense</i>				
6209	Employee Physicals	68.00	136.00	.00	.00
6212	Employee Assistance Program	11.88	11.88	.00	.00
	<i>Personnel Expense Totals</i>	\$79.88	\$147.88	\$0.00	\$0.00
	<i>Supplies and Minor Equipment</i>				
6601.1607	Supplies - Other	2,528.05	566.34	11,025.00	9,930.00
	<i>Supplies and Minor Equipment Totals</i>	\$2,528.05	\$566.34	\$11,025.00	\$9,930.00
	<i>Transportation</i>				
6751	Travel	371.38	.00	1,621.00	1,565.00
	<i>Transportation Totals</i>	\$371.38	\$0.00	\$1,621.00	\$1,565.00
	<i>Budgetary Fund Balance</i>				
8900	Budgetary Ending Fund Balance	.00	.00	1,379.00	2,530.00
	<i>Budgetary Fund Balance Totals</i>	\$0.00	\$0.00	\$1,379.00	\$2,530.00
	Department 2212 - Victims of Juvenile Offenders	\$26,199.43	\$21,893.50	\$38,852.00	\$38,852.00
	Totals				
	<b>EXPENSE TOTALS</b>	\$181,161.94	\$185,294.97	\$256,049.00	\$256,049.00
	Fund 210 - Victim Witness Totals				
	<b>REVENUE TOTALS</b>	\$180,805.71	\$183,483.63	\$256,049.00	\$256,049.00



# Budget Worksheet Report

Budget Year 2022

Account	Account Description	2019 Actual Amount	2020 Actual Amount	2021 Adopted Budget	2022 Final
<b>EXPENSE TOTALS</b>		\$181,161.94	\$185,294.97	\$256,049.00	\$256,049.00
Fund <b>210 - Victim Witness</b> Totals		(\$356.23)	(\$1,811.34)	\$0.00	\$0.00
<b>Fund 213 - Regional Booking Center</b>					
<b>REVENUE</b>					
Department <b>2213 - Regional Booking Center</b>					
Departmental Earnings					
4416	Central Booking Fee	87,108.40	99,757.77	160,000.00	100,000.00
4614	Miscellaneous Departmental Receipts	5,500.00	3,360.00	4,000.00	4,000.00
Departmental Earnings Totals		\$92,608.40	\$103,117.77	\$164,000.00	\$104,000.00
Department <b>2213 - Regional Booking Center</b> Totals		\$92,608.40	\$103,117.77	\$164,000.00	\$104,000.00
<b>REVENUE TOTALS</b>		\$92,608.40	\$103,117.77	\$164,000.00	\$104,000.00
<b>EXPENSE</b>					
Department <b>2213 - Regional Booking Center</b>					
Supplies and Minor Equipment					
6601.1607	Supplies - Other	1,943.42	1,544.92	1,543.00	2,000.00
6606	Maintenance Agreements	10,636.98	13,299.72	13,457.00	14,000.00
Supplies and Minor Equipment Totals		\$12,580.40	\$14,844.64	\$15,000.00	\$16,000.00
General Administration					
7108	Indirect Expense	883.00	954.00	.00	.00
7125	COVID-19 Expenses	.00	18.75	.00	.00
General Administration Totals		\$883.00	\$972.75	\$0.00	\$0.00
Budgetary Fund Balance					
8900	Budgetary Ending Fund Balance	.00	.00	149,000.00	88,000.00
Budgetary Fund Balance Totals		\$0.00	\$0.00	\$149,000.00	\$88,000.00
Department <b>2213 - Regional Booking Center</b> Totals		\$13,463.40	\$15,817.39	\$164,000.00	\$104,000.00
<b>EXPENSE TOTALS</b>		\$13,463.40	\$15,817.39	\$164,000.00	\$104,000.00
Fund <b>213 - Regional Booking Center</b> Totals					
<b>REVENUE TOTALS</b>		\$92,608.40	\$103,117.77	\$164,000.00	\$104,000.00
<b>EXPENSE TOTALS</b>		\$13,463.40	\$15,817.39	\$164,000.00	\$104,000.00
Fund <b>213 - Regional Booking Center</b> Totals		\$79,145.00	\$87,300.38	\$0.00	\$0.00
<b>Fund 220 - Domestic Relations</b>					
<b>REVENUE</b>					
Department <b>2220 - Domestic Relations</b>					
Intergovernmental -- Federal Grants					
4182.93563	Child Support Enforcement	1,701,080.91	1,538,136.56	1,960,377.00	1,938,326.00
Intergovernmental -- Federal Grants Totals		\$1,701,080.91	\$1,538,136.56	\$1,960,377.00	\$1,938,326.00



# Budget Worksheet Report

Budget Year 2022

Account	Account Description	2019 Actual Amount	2020 Actual Amount	2021 Adopted Budget	2022 Final
Fund 220	<b>Domestic Relations</b>				
	<b>REVENUE</b>				
	Department 2220 - Domestic Relations				
	Local Grants				
4350	County Matches	815,474.38	1,036,129.16	946,518.00	934,192.00
	<i>Local Grants Totals</i>	<b>\$815,474.38</b>	<b>\$1,036,129.16</b>	<b>\$946,518.00</b>	<b>\$934,192.00</b>
	<i>Departmental Earnings</i>				
4617	Program Income	18,629.57	15,048.85	20,000.00	20,000.00
5601	Miscellaneous Income	238.00	.00	2,000.00	2,000.00
	<i>Departmental Earnings Totals</i>	<b>\$18,867.57</b>	<b>\$15,048.85</b>	<b>\$22,000.00</b>	<b>\$22,000.00</b>
	<i>Investment Earnings</i>				
4081	Interest	29.62	18.82	40.00	40.00
	<i>Investment Earnings Totals</i>	<b>\$29.62</b>	<b>\$18.82</b>	<b>\$40.00</b>	<b>\$40.00</b>
	<i>Budgetary Fund Balance</i>				
3900	Budgetary Beginning Fund Balance Unreserved	.00	.00	19,969.00	.00
	<i>Budgetary Fund Balance Totals</i>	<b>\$0.00</b>	<b>\$0.00</b>	<b>\$19,969.00</b>	<b>\$0.00</b>
	Department 2220 - Domestic Relations Totals	<b>\$2,535,452.48</b>	<b>\$2,589,333.39</b>	<b>\$2,948,904.00</b>	<b>\$2,894,558.00</b>
	<b>REVENUE TOTALS</b>	<b>\$2,535,452.48</b>	<b>\$2,589,333.39</b>	<b>\$2,948,904.00</b>	<b>\$2,894,558.00</b>
	<b>EXPENSE</b>				
	Department 2220 - Domestic Relations				
	Wages and Salaries				
6006	Full Time Wages	1,698,198.71	1,859,702.82	1,864,132.00	1,852,989.00
	<i>Wages and Salaries Totals</i>	<b>\$1,698,198.71</b>	<b>\$1,859,702.82</b>	<b>\$1,864,132.00</b>	<b>\$1,852,989.00</b>
	<i>Premium Wages</i>				
6077	Contracted Sick & Vacation Buy Back	143.25	8,901.96	2,500.00	5,000.00
6078	Lump Sum Longevity Pay	1,500.00	1,750.00	1,750.00	.00
6081	Premium Pay	392.29	13.48	3,000.00	1,750.00
	<i>Premium Wages Totals</i>	<b>\$2,035.54</b>	<b>\$10,665.44</b>	<b>\$7,250.00</b>	<b>\$6,750.00</b>
	<i>Fringe Benefits</i>				
6101	FICA	102,844.05	112,637.87	115,576.00	114,885.00
6102	Medicare	24,052.27	26,342.70	27,029.00	26,868.00
6104	Health	418,501.05	429,550.40	432,000.00	417,600.00
6105	Dental	17,615.41	18,080.48	18,183.00	17,577.00
6106	Vision	4,634.90	4,757.28	4,784.00	4,624.00
6107	Life	4,790.21	2,779.44	2,120.00	2,052.00
6108	Sick & Accident	5,802.09	5,874.77	6,882.00	6,660.00
	<i>Fringe Benefits Totals</i>	<b>\$578,239.98</b>	<b>\$600,022.94</b>	<b>\$606,574.00</b>	<b>\$590,266.00</b>



# Budget Worksheet Report

Budget Year 2022

Account	Account Description	2019 Actual Amount	2020 Actual Amount	2021 Adopted Budget	2022 Final
Fund 220	<b>Domestic Relations</b>				
	<b>EXPENSE</b>				
	Department 2220 - Domestic Relations				
	<i>Fringe Benefits Other</i>				
6103	Retirement	208,213.02	175,000.93	194,969.00	175,000.00
6109	Workers Compensation	4,012.58	4,321.68	4,473.00	4,447.00
6111	Waiver of Health Insurance	.00	4,453.67	6,000.00	3,000.00
	<i>Fringe Benefits Other Totals</i>	<b>\$212,225.60</b>	<b>\$183,776.28</b>	<b>\$205,442.00</b>	<b>\$182,447.00</b>
	<i>Personnel Expense</i>				
6201	Dues / Memberships	390.00	390.00	500.00	600.00
6202	Books and Subscriptions	5,198.10	5,291.48	6,000.00	6,000.00
6203	Training	.00	.00	2,000.00	2,000.00
6209	Employee Physicals	.00	.00	245.00	245.00
6212	Employee Assistance Program	558.00	544.50	576.00	576.00
	<i>Personnel Expense Totals</i>	<b>\$6,146.10</b>	<b>\$6,225.98</b>	<b>\$9,321.00</b>	<b>\$9,421.00</b>
	<i>Occupancy</i>				
6401	Rent	2,600.00	2,600.00	2,600.00	2,600.00
6413	Storage	53.96	58.80	500.00	250.00
	<i>Occupancy Totals</i>	<b>\$2,653.96</b>	<b>\$2,658.80</b>	<b>\$3,100.00</b>	<b>\$2,850.00</b>
	<i>Communication</i>				
6501	Telephone / Internet	.00	.00	250.00	2,000.00
6504	Postage	18,213.31	15,572.45	20,000.00	20,000.00
6506	Printing	.00	.00	400.00	400.00
	<i>Communication Totals</i>	<b>\$18,213.31</b>	<b>\$15,572.45</b>	<b>\$20,650.00</b>	<b>\$22,400.00</b>
	<i>Supplies and Minor Equipment</i>				
6414.1404	Repairs & Maintenance - Equipment	619.00	625.00	2,000.00	2,000.00
6601.1607	Supplies - Other	5,940.75	5,874.85	7,500.00	7,500.00
6602	Minor Equipment Purchases	4,827.73	2,482.98	5,600.00	5,600.00
6606	Maintenance Agreements	958.00	958.00	2,000.00	2,000.00
	<i>Supplies and Minor Equipment Totals</i>	<b>\$12,345.48</b>	<b>\$9,940.83</b>	<b>\$17,100.00</b>	<b>\$17,100.00</b>
	<i>Transportation</i>				
6751	Travel	7,639.42	522.82	10,000.00	7,500.00
	<i>Transportation Totals</i>	<b>\$7,639.42</b>	<b>\$522.82</b>	<b>\$10,000.00</b>	<b>\$7,500.00</b>
	<i>Consultant / Contracted Services</i>				
6851	Auditing	4,000.00	3,700.00	4,600.00	4,600.00
6863	Counseling Fees	3,073.00	3,255.00	10,000.00	7,500.00
	<i>Consultant / Contracted Services Totals</i>	<b>\$7,073.00</b>	<b>\$6,955.00</b>	<b>\$14,600.00</b>	<b>\$12,100.00</b>



# Budget Worksheet Report

Budget Year 2022

Account	Account Description	2019 Actual Amount	2020 Actual Amount	2021 Adopted Budget	2022 Final
Fund	<b>220 - Domestic Relations</b>				
	<b>EXPENSE</b>				
	Department <b>2220 - Domestic Relations</b>				
	General Administration				
7108	Indirect Expense	206,209.63	155,223.05	183,735.00	183,735.00
7110	Collection Expenses	.00	.00	2,000.00	2,000.00
7125	COVID-19 Expenses	.00	994.05	.00	.00
	<i>General Administration Totals</i>	<u>\$206,209.63</u>	<u>\$156,217.10</u>	<u>\$185,735.00</u>	<u>\$185,735.00</u>
	Judicial / Courts				
6204	Constable / Sheriff Costs	1,400.00	700.00	2,000.00	2,000.00
7252	Blood Tests	2,596.15	1,581.00	3,000.00	3,000.00
	<i>Judicial / Courts Totals</i>	<u>\$3,996.15</u>	<u>\$2,281.00</u>	<u>\$5,000.00</u>	<u>\$5,000.00</u>
	Department <b>2220 - Domestic Relations Totals</b>	<u>\$2,754,976.88</u>	<u>\$2,854,541.46</u>	<u>\$2,948,904.00</u>	<u>\$2,894,558.00</u>
	<b>EXPENSE TOTALS</b>	<u>\$2,754,976.88</u>	<u>\$2,854,541.46</u>	<u>\$2,948,904.00</u>	<u>\$2,894,558.00</u>
	Fund <b>220 - Domestic Relations Totals</b>				
	<b>REVENUE TOTALS</b>	<u>\$2,535,452.48</u>	<u>\$2,589,333.39</u>	<u>\$2,948,904.00</u>	<u>\$2,894,558.00</u>
	<b>EXPENSE TOTALS</b>	<u>\$2,754,976.88</u>	<u>\$2,854,541.46</u>	<u>\$2,948,904.00</u>	<u>\$2,894,558.00</u>
	Fund <b>220 - Domestic Relations Totals</b>	<u>(\$219,524.40)</u>	<u>(\$265,208.07)</u>	<u>\$0.00</u>	<u>\$0.00</u>
Fund	<b>225 - Hazardous Materials</b>				
	<b>REVENUE</b>				
	Department <b>3225 - Emergency Management Act 147</b>				
	Intergovernmental - State Grants				
4259.8295	Act 147	71,180.00	33,437.34	70,275.00	64,755.00
	<i>Intergovernmental - State Grants Totals</i>	<u>\$71,180.00</u>	<u>\$33,437.34</u>	<u>\$70,275.00</u>	<u>\$64,755.00</u>
	Investment Earnings				
4081	Interest	3.28	6.20	7.00	.00
	<i>Investment Earnings Totals</i>	<u>\$3.28</u>	<u>\$6.20</u>	<u>\$7.00</u>	<u>\$0.00</u>
	Budgetary Fund Balance				
3900	Budgetary Beginning Fund Balance Unreserved	.00	.00	30,250.00	.00
	<i>Budgetary Fund Balance Totals</i>	<u>\$0.00</u>	<u>\$0.00</u>	<u>\$30,250.00</u>	<u>\$0.00</u>
	Department <b>3225 - Emergency Management Act 147 Totals</b>	<u>\$71,183.28</u>	<u>\$33,443.54</u>	<u>\$100,532.00</u>	<u>\$64,755.00</u>
	Department <b>3226 - Emergency Services / Haz Mat</b>				
	Intergovernmental -- Federal Grants				
4152.20703	Interagency Haz Mats Public Sector Training & Planning Grants	.00	.00	7,952.00	6,000.00
	<i>Intergovernmental -- Federal Grants Totals</i>	<u>\$0.00</u>	<u>\$0.00</u>	<u>\$7,952.00</u>	<u>\$6,000.00</u>



# Budget Worksheet Report

Budget Year 2022

Account	Account Description	2019 Actual Amount	2020 Actual Amount	2021 Adopted Budget	2022 Final
Fund 225	<b>Hazardous Materials</b>				
	<b>REVENUE</b>				
	Department 3226 - Emergency Services / Haz Mat				
	Intergovernmental - State Grants				
4259.8296	Hazardous Materials Safety Program	45,775.88	15,024.58	28,488.00	28,602.00
4292	Act 165 - Chemical Facility	92,932.35	79,702.40	76,700.00	78,550.00
	<i>Intergovernmental - State Grants Totals</i>	<b>\$138,708.23</b>	<b>\$94,726.98</b>	<b>\$105,188.00</b>	<b>\$107,152.00</b>
	<i>Contributions and Donations</i>				
4355	Contributions and Donations	1,525.00	500.00	.00	.00
	<i>Contributions and Donations Totals</i>	<b>\$1,525.00</b>	<b>\$500.00</b>	<b>\$0.00</b>	<b>\$0.00</b>
	<i>Investment Earnings</i>				
4081	Interest	8.94	9.24	10.00	10.00
	<i>Investment Earnings Totals</i>	<b>\$8.94</b>	<b>\$9.24</b>	<b>\$10.00</b>	<b>\$10.00</b>
	<i>Reimbursement Income</i>				
5882	Capital / Damage Reimbursement	907.91	1,050.00	.00	.00
	<i>Reimbursement Income Totals</i>	<b>\$907.91</b>	<b>\$1,050.00</b>	<b>\$0.00</b>	<b>\$0.00</b>
	<i>Budgetary Fund Balance</i>				
3900	Budgetary Beginning Fund Balance Unreserved	.00	.00	65,000.00	20,000.00
	<i>Budgetary Fund Balance Totals</i>	<b>\$0.00</b>	<b>\$0.00</b>	<b>\$65,000.00</b>	<b>\$20,000.00</b>
	Department 3226 - Emergency Services / Haz Mat	\$141,150.08	\$96,286.22	\$178,150.00	\$133,162.00
	<b>Totals</b>	<b>\$212,333.36</b>	<b>\$129,729.76</b>	<b>\$278,682.00</b>	<b>\$197,917.00</b>
	<b>REVENUE TOTALS</b>				
	<b>EXPENSE</b>				
	Department 3225 - Emergency Management Act 147				
	Personnel Expense				
6203	Training	514.48	.00	3,000.00	.00
	<i>Personnel Expense Totals</i>	<b>\$514.48</b>	<b>\$0.00</b>	<b>\$3,000.00</b>	<b>\$0.00</b>
	<i>Supplies and Minor Equipment</i>				
6606	Maintenance Agreements	6,020.00	6,039.50	6,600.00	6,700.00
	<i>Supplies and Minor Equipment Totals</i>	<b>\$6,020.00</b>	<b>\$6,039.50</b>	<b>\$6,600.00</b>	<b>\$6,700.00</b>
	<i>Transportation</i>				
6751	Travel	1,668.55	.00	1,500.00	1,000.00
	<i>Transportation Totals</i>	<b>\$1,668.55</b>	<b>\$0.00</b>	<b>\$1,500.00</b>	<b>\$1,000.00</b>
	<i>Consultant / Contracted Services</i>				
6851	Auditing	.00	500.00	.00	500.00
6860	Misc Contracted Services	14,887.50	6,511.00	20,000.00	17,300.00
	<i>Consultant / Contracted Services Totals</i>	<b>\$14,887.50</b>	<b>\$7,011.00</b>	<b>\$20,000.00</b>	<b>\$17,800.00</b>
	<i>Debt Payments</i>				
7065	Principal Capital Lease	3,462.00	3,462.00	3,685.00	4,000.00



# Budget Worksheet Report

Budget Year 2022

Account	Account Description	2019 Actual Amount	2020 Actual Amount	2021 Adopted Budget	2022 Final
Fund 225	<b>Hazardous Materials</b>				
	<b>EXPENSE</b>				
	Department <b>3225 - Emergency Management Act 147</b>				
	Debt Payments				
	<i>Debt Payments Totals</i>	\$3,462.00	\$3,462.00	\$3,685.00	\$4,000.00
	General Administration				
7122	Other Expenses	.00	124.50	150.00	300.00
	<i>General Administration Totals</i>	\$0.00	\$124.50	\$150.00	\$300.00
	Public Service / Safety				
7351	Act 147 Expenses	12,974.19	14,565.28	3,500.00	17,700.00
7355	Act 147 Expenses Related to Municipalities	20,757.61	3,550.00	37,097.00	17,255.00
	<i>Public Service / Safety Totals</i>	\$33,731.80	\$18,115.28	\$40,597.00	\$34,955.00
	Capital Outlay				
7753	Capital Outlay - Computer Hardware	.00	.00	25,000.00	.00
	<i>Capital Outlay Totals</i>	\$0.00	\$0.00	\$25,000.00	\$0.00
	Department <b>3225 - Emergency Management Act 147</b>	\$60,284.33	\$34,752.28	\$100,532.00	\$64,755.00
	Totals				
	Department <b>3226 - Emergency Services / Haz Mat</b>				
	Personnel Expense				
6201	Dues / Memberships	240.00	460.00	500.00	500.00
6202	Books and Subscriptions	.00	.00	500.00	500.00
6203	Training	.00	1,400.00	2,000.00	5,000.00
6206	Uniform / Clothing	2,154.06	100.00	2,500.00	2,500.00
6209	Employee Physicals	10,870.00	10,048.98	13,000.00	14,000.00
	<i>Personnel Expense Totals</i>	\$13,264.06	\$12,008.98	\$18,500.00	\$22,500.00
	Occupancy				
6405	Electric	3,373.42	3,650.17	4,500.00	4,600.00
6406	Gas	15,122.16	21,677.95	20,000.00	21,000.00
6407	Water	478.33	310.35	500.00	500.00
6408	Sewage	703.19	491.75	500.00	500.00
	<i>Occupancy Totals</i>	\$19,677.10	\$26,130.22	\$25,500.00	\$26,600.00
	Communication				
6501	Telephone / Internet	6,162.49	5,839.00	7,200.00	7,300.00
	<i>Communication Totals</i>	\$6,162.49	\$5,839.00	\$7,200.00	\$7,300.00
	Supplies and Minor Equipment				
6414.1401	Repairs & Maintenance - Buildings	4,317.41	2,844.28	6,000.00	6,000.00



# Budget Worksheet Report

Budget Year 2022

Account	Account Description	2019 Actual Amount	2020 Actual Amount	2021 Adopted Budget	2022 Final
Fund 225	<b>Hazardous Materials</b>				
	<b>EXPENSE</b>				
	Department 3226 - Emergency Services / Haz Mat				
	Supplies and Minor Equipment				
6414.1404	Repairs & Maintenance - Equipment	2,780.04	3,091.18	5,000.00	5,000.00
6414.1405	Repairs & Maintenance - Vehicles	7,917.68	4,413.16	8,212.00	9,660.00
6601.1607	Supplies - Other	1,653.89	1,224.18	1,500.00	1,500.00
6602	Minor Equipment Purchases	26,743.25	6,289.27	10,488.00	10,000.00
6603	Equipment Rental	(564.94)	.00	.00	.00
6606	Maintenance Agreements	5,164.51	657.87	4,000.00	4,000.00
	<i>Supplies and Minor Equipment Totals</i>	<b>\$48,011.84</b>	<b>\$18,519.94</b>	<b>\$35,200.00</b>	<b>\$36,160.00</b>
	<i>Transportation</i>				
6751	Travel	519.97	.00	2,500.00	5,000.00
7557	Gasoline	.00	.00	3,000.00	2,000.00
	<i>Transportation Totals</i>	<b>\$519.97</b>	<b>\$0.00</b>	<b>\$5,500.00</b>	<b>\$7,000.00</b>
	<i>Consultant / Contracted Services</i>				
6851	Auditing	.00	500.00	.00	500.00
6860	Misc Contracted Services	.00	.00	9,940.00	.00
	<i>Consultant / Contracted Services Totals</i>	<b>\$0.00</b>	<b>\$500.00</b>	<b>\$9,940.00</b>	<b>\$500.00</b>
	<i>Debt Payments</i>				
7065	Principal Capital Lease	3,462.00	3,462.00	3,810.00	.00
	<i>Debt Payments Totals</i>	<b>\$3,462.00</b>	<b>\$3,462.00</b>	<b>\$3,810.00</b>	<b>\$0.00</b>
	<i>General Administration</i>				
7114	Admin Expense Reimbursement	20,000.00	20,000.00	20,000.00	28,602.00
7122	Other Expenses	3,511.84	3,111.68	4,000.00	4,000.00
	<i>General Administration Totals</i>	<b>\$23,511.84</b>	<b>\$23,111.68</b>	<b>\$24,000.00</b>	<b>\$32,602.00</b>
	<i>Public Service / Safety</i>				
7357	Fire Extinguisher Service	207.50	242.00	500.00	500.00
	<i>Public Service / Safety Totals</i>	<b>\$207.50</b>	<b>\$242.00</b>	<b>\$500.00</b>	<b>\$500.00</b>
	<i>Capital Outlay</i>				
7751	Capital Outlay - Vehicles	.00	.00	40,000.00	.00
7754	Capital Outlay - Equipment	.00	.00	8,000.00	.00
	<i>Capital Outlay Totals</i>	<b>\$0.00</b>	<b>\$0.00</b>	<b>\$48,000.00</b>	<b>\$0.00</b>
	Department 3226 - Emergency Services / Haz Mat	<b>\$114,816.80</b>	<b>\$89,813.82</b>	<b>\$178,150.00</b>	<b>\$133,162.00</b>
	Totals				
	<b>EXPENSE TOTALS</b>	<b>\$175,101.13</b>	<b>\$124,566.10</b>	<b>\$278,682.00</b>	<b>\$197,917.00</b>





# Budget Worksheet Report

Budget Year 2022

Account	Account Description	2019 Actual Amount	2020 Actual Amount	2021 Adopted Budget	2022 Final
Fund 225 - Hazardous Materials Totals					
	REVENUE TOTALS	\$212,333.36	\$129,729.76	\$278,682.00	\$197,917.00
	EXPENSE TOTALS	\$175,101.13	\$124,566.10	\$278,682.00	\$197,917.00
<hr/>					
Fund 225 - Hazardous Materials Totals		\$37,232.23	\$5,163.66	\$0.00	\$0.00
Fund 230 - Liquid Fuels					
REVENUE					
Department 4230 - Liquid Fuels					
Intergovernmental -- Federal Grants					
4151.20205	Highway Planning and Construction	1,664,806.11	485,431.41	.00	.00
Intergovernmental -- Federal Grants Totals		\$1,664,806.11	\$485,431.41	\$0.00	\$0.00
Intergovernmental - State Grants					
4250.8242	Bi-Annual Liquid Fuels	389,452.19	349,631.59	380,000.00	290,000.00
4250.8243	Bridges	142,656.28	108,985.39	.00	.00
4250.8244	Lighting	62,086.17	65,315.82	59,800.00	61,000.00
4250.8245	Act 44 Bridge Funds	132,145.80	136,353.06	132,000.00	136,000.00
4250.8246	Act 13 Marcellus Shale Allocation	298,755.45	231,051.37	200,000.00	160,000.00
4250.8247	Act 89 Bridge Funds	254,145.79	240,310.49	255,000.00	260,000.00
4250.8248	County Fee for Local Use Fund	822,575.00	821,300.00	750,460.00	845,000.00
Intergovernmental - State Grants Totals		\$2,101,816.68	\$1,952,947.72	\$1,777,260.00	\$1,752,000.00
Departmental Earnings					
5001	Lighting Expressway & Bypass	19,636.23	15,202.66	17,940.00	18,300.00
Departmental Earnings Totals		\$19,636.23	\$15,202.66	\$17,940.00	\$18,300.00
Investment Earnings					
4081	Interest	291.87	272.84	95.00	2,274.00
Investment Earnings Totals		\$291.87	\$272.84	\$95.00	\$2,274.00
Reimbursement Income					
5882	Capital / Damage Reimbursement	10,251.45	458.50	.00	.00
Reimbursement Income Totals		\$10,251.45	\$458.50	\$0.00	\$0.00
Budgetary Fund Balance					
3905	Budgetary Beginning Fund Balance Reserved	.00	.00	102,653.00	21,300.00
Budgetary Fund Balance Totals		\$0.00	\$0.00	\$102,653.00	\$21,300.00
Department 4230 - Liquid Fuels Totals		\$3,796,802.34	\$2,454,313.13	\$1,897,948.00	\$1,793,874.00
	REVENUE TOTALS	\$3,796,802.34	\$2,454,313.13	\$1,897,948.00	\$1,793,874.00
EXPENSE					
Department 4230 - Liquid Fuels					
Wages and Salaries					
6006	Full Time Wages	47,447.38	49,219.14	50,022.00	50,022.00



# Budget Worksheet Report

Budget Year 2022

Account	Account Description	2019 Actual Amount	2020 Actual Amount	2021 Adopted Budget	2022 Final
Fund 230	<b>Liquid Fuels</b>				
	<b>EXPENSE</b>				
	Department <b>4230 - Liquid Fuels</b>				
	Wages and Salaries				
	<i>Wages and Salaries Totals</i>	\$47,447.38	\$49,219.14	\$50,022.00	\$50,022.00
	<i>Premium Wages</i>				
6077	Contracted Sick & Vacation Buy Back	.00	181.79	300.00	300.00
6078	Lump Sum Longevity Pay	250.00	250.00	250.00	250.00
	<i>Premium Wages Totals</i>	\$250.00	\$431.79	\$550.00	\$550.00
	<i>Fringe Benefits</i>				
6101	FICA	2,858.40	2,983.30	3,135.00	3,135.00
6102	Medicare	668.50	697.70	733.00	733.00
6104	Health	14,400.00	14,400.00	17,800.00	17,800.00
6105	Dental	606.12	606.12	607.00	607.00
6106	Vision	159.48	159.48	160.00	160.00
6107	Life	160.20	90.24	75.00	75.00
6108	Sick & Accident	201.28	193.40	222.00	222.00
	<i>Fringe Benefits Totals</i>	\$19,053.98	\$19,130.24	\$22,732.00	\$22,732.00
	<i>Fringe Benefits Other</i>				
6103	Retirement	5,596.39	4,909.79	5,470.00	5,470.00
6109	Workers Compensation	113.91	116.94	122.00	122.00
	<i>Fringe Benefits Other Totals</i>	\$5,710.30	\$5,026.73	\$5,592.00	\$5,592.00
	<i>Personnel Expense</i>				
6212	Employee Assistance Program	18.00	18.00	18.00	18.00
	<i>Personnel Expense Totals</i>	\$18.00	\$18.00	\$18.00	\$18.00
	<i>Communication</i>				
6502	Cellular / Air Card Service	480.12	520.15	521.00	521.00
6504	Postage	115.82	100.86	250.00	175.00
6507	Advertising	1,693.78	.00	2,000.00	2,000.00
	<i>Communication Totals</i>	\$2,289.72	\$621.01	\$2,771.00	\$2,696.00
	<i>Supplies and Minor Equipment</i>				
6414.1404	Repairs & Maintenance - Equipment	1,993.84	1,059.38	5,000.00	5,000.00
6414.1405	Repairs & Maintenance - Vehicles	14,329.06	3,093.97	7,000.00	8,000.00
6601.1607	Supplies - Other	281.42	514.17	900.00	1,000.00
6602	Minor Equipment Purchases	3,195.66	3,353.02	6,000.00	6,000.00
6603	Equipment Rental	83.75	2,250.00	.00	.00



# Budget Worksheet Report

Budget Year 2022

Account	Account Description	2019 Actual Amount	2020 Actual Amount	2021 Adopted Budget	2022 Final
Fund 230	<b>Liquid Fuels</b>				
<b>EXPENSE</b>					
Department <b>4230 - Liquid Fuels</b>					
<i>Supplies and Minor Equipment</i>					
<i>Supplies and Minor Equipment Totals</i>		\$19,883.73	\$10,270.54	\$18,900.00	\$20,000.00
<i>Consultant / Contracted Services</i>					
6851	Auditing	4,000.00	3,700.00	5,000.00	5,000.00
6856	Engineer	39,299.42	6,820.19	115,000.00	100,000.00
6860	Misc Contracted Services	139,797.04	137,584.05	300,000.00	150,000.00
6878.1854	Roads	433,589.79	35,285.61	290,000.00	450,000.00
6878.1855	Bridges	1,954.67	57.56	8,000.00	2,000.00
<i>Consultant / Contracted Services Totals</i>		\$618,640.92	\$183,447.41	\$718,000.00	\$707,000.00
<i>Debt Payments</i>					
7065	Principal Capital Lease	1,932.00	1,932.00	1,932.00	1,932.00
<i>Debt Payments Totals</i>		\$1,932.00	\$1,932.00	\$1,932.00	\$1,932.00
<i>General Administration</i>					
7108	Indirect Expense	39,294.00	39,484.00	30,000.00	30,000.00
7114	Admin Expense Reimbursement	64,281.92	65,916.10	65,000.00	65,000.00
<i>General Administration Totals</i>		\$103,575.92	\$105,400.10	\$95,000.00	\$95,000.00
<i>Public Works and Enterprises</i>					
7553	Bridge Electricity	20,837.34	20,543.22	23,500.00	22,000.00
7554	By-Pass Lighting	63,619.85	56,124.45	67,600.00	58,000.00
7555	Expressway Lighting	76,955.14	63,071.10	52,000.00	64,000.00
<i>Public Works and Enterprises Totals</i>		\$161,412.33	\$139,738.77	\$143,100.00	\$144,000.00
<i>Capital Outlay</i>					
7751	Capital Outlay - Vehicles	.00	.00	70,000.00	130,000.00
7754	Capital Outlay - Equipment	106,159.71	.00	150,000.00	70,000.00
7757	Capital Outlay - Buildings	.00	.00	100,000.00	.00
7760	Infrastructure	1,915,968.60	589,598.57	487,000.00	25,000.00
7760.7150	Infrastructure - Park Paving	8,369.07	930,769.62	.00	.00
<i>Capital Outlay Totals</i>		\$2,030,497.38	\$1,520,368.19	\$807,000.00	\$225,000.00
<i>Budgetary Fund Balance</i>					
8900	Budgetary Ending Fund Balance	.00	.00	32,331.00	519,332.00
<i>Budgetary Fund Balance Totals</i>		\$0.00	\$0.00	\$32,331.00	\$519,332.00
Department <b>4230 - Liquid Fuels Totals</b>		\$3,010,711.66	\$2,035,603.92	\$1,897,948.00	\$1,793,874.00
<b>EXPENSE TOTALS</b>		\$3,010,711.66	\$2,035,603.92	\$1,897,948.00	\$1,793,874.00



# Budget Worksheet Report

Budget Year 2022

Account	Account Description	2019 Actual Amount	2020 Actual Amount	2021 Adopted Budget	2022 Final
Fund 230 - Liquid Fuels Totals					
	REVENUE TOTALS	\$3,796,802.34	\$2,454,313.13	\$1,897,948.00	\$1,793,874.00
	EXPENSE TOTALS	\$3,010,711.66	\$2,035,603.92	\$1,897,948.00	\$1,793,874.00
Fund 230 - Liquid Fuels Totals		\$786,090.68	\$418,709.21	\$0.00	\$0.00
<b>Fund 250 - Office on Aging</b>					
REVENUE					
Department 5250 - Office On Aging					
Intergovernmental -- Federal Grants					
4181.93041	Title VII Ch 3 Prevention of Elder Abuse, Neglect & Exploitation	2,780.00	2,780.00	2,780.00	2,780.00
4181.93042	Title VII Ch 2 LT Care Ombudsman Services for Older Individuals	6,950.00	6,950.00	6,950.00	6,950.00
4181.93043	Title III Part D Disease Prevention & Health Promotion Services	12,908.00	13,230.00	12,966.00	22,489.00
4181.93044	Title III Part B Grants for Supportive Services & Senior Centers	293,502.00	362,850.00	432,201.00	500,511.00
4181.93045	Title III Part C Nutrition Services	316,849.00	566,506.00	816,173.00	852,483.00
4181.93052	National Family Caregiver Support, Title III, Part E	64,800.00	110,225.00	135,413.00	154,393.00
4181.93053	Nutrition Services Incentive Program	24,923.00	24,925.00	26,834.00	21,109.00
4181.93071	Medicare Enrollment Assistance Program	4,581.00	4,676.00	4,676.00	6,116.00
4181.93324	State Health Insurance Assistance Program	15,816.00	15,815.00	15,815.00	15,815.00
4181.93778	Medical Assistance Program	35,649.00	17,826.00	35,648.00	35,648.00
Intergovernmental -- Federal Grants Totals		\$778,758.00	\$1,125,783.00	\$1,489,456.00	\$1,618,294.00
Intergovernmental - State Grants					
4205.8007	HADF	.00	3,441.48	5,400.00	6,000.00
4245.8221	Lottery Funding	3,594,197.00	3,586,243.00	3,490,409.00	3,656,696.00
Intergovernmental - State Grants Totals		\$3,594,197.00	\$3,589,684.48	\$3,495,809.00	\$3,662,696.00
Local Grants					
4350	County Matches	25,000.00	25,000.00	25,000.00	25,000.00
Local Grants Totals		\$25,000.00	\$25,000.00	\$25,000.00	\$25,000.00
Contributions and Donations					
4355	Contributions and Donations	.00	.00	.00	6,000.00
Contributions and Donations Totals		\$0.00	\$0.00	\$0.00	\$6,000.00
Departmental Earnings					
4339	Managed Care Funding	450.87	.00	.00	.00
4341	Level of Care Determinations	534,411.75	324,617.28	400,000.00	360,000.00
5102	Case Management Reimbursement	5,586.00	7,016.97	10,000.00	6,000.00
5601	Miscellaneous Income	23,594.60	16,578.84	10,000.00	12,000.00



# Budget Worksheet Report

Budget Year 2022

Account	Account Description	2019 Actual Amount	2020 Actual Amount	2021 Adopted Budget	2022 Final
Fund 250	<b>Office on Aging</b>				
<b>REVENUE</b>					
Department 5250 - Office On Aging					
Departmental Earnings					
<i>Departmental Earnings Totals</i>		\$564,043.22	\$348,213.09	\$420,000.00	\$378,000.00
<i>Investment Earnings</i>					
4081	Interest	240.90	213.93	200.00	240.00
<i>Investment Earnings Totals</i>		\$240.90	\$213.93	\$200.00	\$240.00
Department 5250 - Office On Aging Totals		\$4,962,239.12	\$5,088,894.50	\$5,430,465.00	\$5,690,230.00
<b>REVENUE TOTALS</b>		\$4,962,239.12	\$5,088,894.50	\$5,430,465.00	\$5,690,230.00
<b>EXPENSE</b>					
Department 5250 - Office On Aging					
<i>Wages and Salaries</i>					
6006	Full Time Wages	1,474,765.28	1,317,431.43	1,500,000.00	1,807,569.00
6007	Part Time Wages	24,420.01	6,312.62	26,000.00	.00
6008	Other Wages - Temp / Season / Etc	32,438.39	17,694.00	32,000.00	19,376.00
<i>Wages and Salaries Totals</i>		\$1,531,623.68	\$1,341,438.05	\$1,558,000.00	\$1,826,945.00
<i>Premium Wages</i>					
6077	Contracted Sick & Vacation Buy Back	17,036.52	17,500.26	16,000.00	17,500.00
6078	Lump Sum Longevity Pay	6,750.00	5,750.00	7,500.00	6,000.00
6079	On-Call & Call Out Pay	.00	.00	.00	18,200.00
6080	Overtime	4,933.49	3,432.01	6,000.00	8,000.00
<i>Premium Wages Totals</i>		\$28,720.01	\$26,682.27	\$29,500.00	\$49,700.00
<i>Fringe Benefits</i>					
6101	FICA	92,779.73	81,769.36	102,000.00	116,352.00
6102	Medicare	21,698.49	19,123.48	25,500.00	27,212.00
6104	Health	399,078.31	331,200.00	454,000.00	460,200.00
6105	Dental	16,393.79	13,940.76	17,000.00	18,790.00
6106	Vision	4,313.47	3,668.04	4,500.00	4,944.00
6107	Life	4,357.29	2,210.28	4,500.00	2,299.00
6108	Sick & Accident	5,322.94	4,531.20	5,300.00	6,882.00
<i>Fringe Benefits Totals</i>		\$543,944.02	\$456,443.12	\$612,800.00	\$636,679.00
<i>Fringe Benefits Other</i>					
6103	Retirement	169,968.70	153,009.40	170,468.00	150,000.00
6109	Workers Compensation	6,654.19	5,752.76	6,000.00	6,756.00
6110	Unemployment Compensation	.00	3,179.33	1,000.00	1,000.00



# Budget Worksheet Report

Budget Year 2022

Account	Account Description	2019 Actual Amount	2020 Actual Amount	2021 Adopted Budget	2022 Final
Fund 250	<b>Office on Aging</b>				
	<b>EXPENSE</b>				
	Department <b>5250 - Office On Aging</b>				
	<i>Fringe Benefits Other</i>				
6111	Waiver of Health Insurance	.00	.00	.00	3,000.00
	<i>Fringe Benefits Other Totals</i>	\$176,622.89	\$161,941.49	\$177,468.00	\$160,756.00
	<i>Personnel Expense</i>				
6201	Dues / Memberships	9,189.00	9,289.00	9,500.00	10,000.00
6203	Training	4,767.13	1,790.67	8,000.00	7,000.00
6209	Employee Physicals	.00	.00	600.00	408.00
6212	Employee Assistance Program	495.00	481.50	550.00	414.00
	<i>Personnel Expense Totals</i>	\$14,451.13	\$11,561.17	\$18,650.00	\$17,822.00
	<i>Occupancy</i>				
6401	Rent	170,760.23	173,819.43	180,000.00	179,000.00
6403	Custodial Services	1,301.76	1,265.97	2,200.00	6,221.00
6404	Utilities	8,653.44	.00	.00	.00
6405	Electric	7,499.22	12,179.66	12,000.00	12,000.00
6406	Gas	503.12	1,966.39	6,000.00	6,000.00
6407	Water	255.47	535.81	700.00	720.00
6408	Sewage	191.88	298.66	400.00	600.00
6409	Rubbish Removal	177.03	385.44	360.00	6,000.00
	<i>Occupancy Totals</i>	\$189,342.15	\$190,451.36	\$201,660.00	\$210,541.00
	<i>Communication</i>				
6501	Telephone / Internet	10,779.35	16,967.21	12,750.00	38,634.00
6504	Postage	2,596.64	5,016.30	5,000.00	5,000.00
6506	Printing	385.13	400.00	2,600.00	2,000.00
6507	Advertising	5,144.96	76,222.00	20,000.00	58,000.00
6508	Shipping	211.45	150.06	350.00	200.00
	<i>Communication Totals</i>	\$19,117.53	\$98,755.57	\$40,700.00	\$103,834.00
	<i>Supplies and Minor Equipment</i>				
6414.1401	Repairs & Maintenance - Buildings	8,409.82	20,159.40	12,000.00	12,000.00
6414.1404	Repairs & Maintenance - Equipment	6,992.88	2,265.61	3,600.00	3,600.00
6414.1405	Repairs & Maintenance - Vehicles	2,631.09	1,061.74	3,200.00	2,400.00
6601.1603	Supplies - Program	6,355.70	32,930.62	9,000.00	20,000.00
6601.1606	Supplies - Maintenance	28.50	1,043.24	2,000.00	1,200.00
6601.1607	Supplies - Other	8,111.15	7,221.43	12,000.00	12,000.00



# Budget Worksheet Report

Budget Year 2022

Account	Account Description	2019 Actual Amount	2020 Actual Amount	2021 Adopted Budget	2022 Final
Fund 250	<b>Office on Aging</b>				
	<b>EXPENSE</b>				
	Department 5250 - Office On Aging				
	Supplies and Minor Equipment				
6602	Minor Equipment Purchases	28,801.29	369.95	10,000.00	10,000.00
6603	Equipment Rental	907.00	433.00	900.00	600.00
6604.1607	Minor Outlay - Computer Hardware	1,812.50	5,515.22	10,000.00	10,000.00
6604.1608	Minor Outlay - Computer Software	.00	290.00	3,600.00	5,000.00
6604.1609	Minor Outlay - Computer Supplies	.00	229.50	2,000.00	1,000.00
6606	Maintenance Agreements	3,736.71	3,386.67	9,000.00	4,000.00
	<i>Supplies and Minor Equipment Totals</i>	<b>\$67,786.64</b>	<b>\$74,906.38</b>	<b>\$77,300.00</b>	<b>\$81,800.00</b>
	<i>Transportation</i>				
6751	Travel	22,913.51	4,324.97	16,000.00	12,000.00
7557	Gasoline	1,986.83	367.08	2,000.00	2,500.00
	<i>Transportation Totals</i>	<b>\$24,900.34</b>	<b>\$4,692.05</b>	<b>\$18,000.00</b>	<b>\$14,500.00</b>
	<i>Consultant / Contracted Services</i>				
6851	Auditing	4,700.00	3,700.00	5,000.00	5,000.00
6853	Legal	.00	.00	1,000.00	1,000.00
6855	Computer Consultants Support	41,675.50	135,716.98	220,000.00	105,000.00
6860	Misc Contracted Services	10,086.78	15,252.19	18,000.00	17,000.00
	<i>Consultant / Contracted Services Totals</i>	<b>\$56,462.28</b>	<b>\$154,669.17</b>	<b>\$244,000.00</b>	<b>\$128,000.00</b>
	<i>Sub-Contracted Services</i>				
6951	Human Service Providers	2,003,497.69	1,825,926.17	2,370,000.00	2,328,489.00
	<i>Sub-Contracted Services Totals</i>	<b>\$2,003,497.69</b>	<b>\$1,825,926.17</b>	<b>\$2,370,000.00</b>	<b>\$2,328,489.00</b>
	<i>Debt Payments</i>				
7065	Principal Capital Lease	1,464.00	1,464.00	1,800.00	2,964.00
	<i>Debt Payments Totals</i>	<b>\$1,464.00</b>	<b>\$1,464.00</b>	<b>\$1,800.00</b>	<b>\$2,964.00</b>
	<i>General Administration</i>				
7108	Indirect Expense	50,151.00	55,966.00	56,000.00	50,000.00
7118	Bank Charges / Bank Interest	.00	.00	55.00	200.00
7122	Other Expenses	4,108.33	219.81	5,000.00	1,000.00
7125	COVID-19 Expenses	.00	47.41	10,000.00	.00
	<i>General Administration Totals</i>	<b>\$54,259.33</b>	<b>\$56,233.22</b>	<b>\$71,055.00</b>	<b>\$51,200.00</b>
	<i>Capital Outlay</i>				
7751	Capital Outlay - Vehicles	.00	.00	.00	27,000.00
7757	Capital Outlay - Buildings	.00	44,899.00	.00	50,000.00
	<i>Capital Outlay Totals</i>	<b>\$0.00</b>	<b>\$44,899.00</b>	<b>\$0.00</b>	<b>\$77,000.00</b>



# Budget Worksheet Report

Budget Year 2022

Account	Account Description	2019 Actual Amount	2020 Actual Amount	2021 Adopted Budget	2022 Final
Fund 250	<b>Office on Aging</b>				
	<b>EXPENSE</b>				
	Department 5250 - Office On Aging				
	Contra Revenue Accounts				
7855	Unexpended Grant Revenue	339,282.00	515,000.00	.00	.00
	<i>Contra Revenue Accounts Totals</i>	<u>\$339,282.00</u>	<u>\$515,000.00</u>	<u>\$0.00</u>	<u>\$0.00</u>
	<i>Budgetary Fund Balance</i>				
8900	Budgetary Ending Fund Balance	.00	.00	9,532.00	.00
	<i>Budgetary Fund Balance Totals</i>	<u>\$0.00</u>	<u>\$0.00</u>	<u>\$9,532.00</u>	<u>\$0.00</u>
	Department 5250 - Office On Aging Totals	<u>\$5,051,473.69</u>	<u>\$4,965,063.02</u>	<u>\$5,430,465.00</u>	<u>\$5,690,230.00</u>
	<b>EXPENSE TOTALS</b>	<u>\$5,051,473.69</u>	<u>\$4,965,063.02</u>	<u>\$5,430,465.00</u>	<u>\$5,690,230.00</u>
	Fund 250 - Office on Aging Totals				
	<b>REVENUE TOTALS</b>	<u>\$4,962,239.12</u>	<u>\$5,088,894.50</u>	<u>\$5,430,465.00</u>	<u>\$5,690,230.00</u>
	<b>EXPENSE TOTALS</b>	<u>\$5,051,473.69</u>	<u>\$4,965,063.02</u>	<u>\$5,430,465.00</u>	<u>\$5,690,230.00</u>
	Fund 250 - Office on Aging Totals	<u>(\$89,234.57)</u>	<u>\$123,831.48</u>	<u>\$0.00</u>	<u>\$0.00</u>
Fund 260	<b>Children and Youth</b>				
	<b>REVENUE</b>				
	Department 5260 - Children and Youth				
	Intergovernmental -- Federal Grants				
4182.93090	Guardianship Assistance - Recovery	24,208.67	15,768.23	67,500.00	67,500.00
4182.93556	Promoting Safe and Stable Families	2,001.00	2,000.00	2,000.00	2,000.00
4182.93558	Temporary Assistance for Needy Families	598,614.93	453,457.52	610,437.00	610,437.00
4182.93590	Community-Based Child Abuse Prevention Grants	30,600.00	30,600.00	30,600.00	30,600.00
4182.93645	Stephanie Tubbs Jones Child Welfare Services Program	37,511.00	48,672.00	37,511.00	37,511.00
4182.93658	Foster Care - Title IV-E - Recovery	1,051,647.28	1,094,850.41	1,650,792.00	1,562,765.00
4182.93659	Adoption Assistance - Recovery	566,486.10	400,934.05	387,318.00	515,000.00
4182.93667	Social Services Block Grant	194,801.00	194,801.00	194,801.00	194,801.00
4182.93674	Chafee Foster Care Independence Program	51,912.00	76,272.94	76,273.00	100,634.00
4182.93778	Medical Assistance Program	2,727.91	7,162.44	4,951.00	6,123.00
	<i>Intergovernmental -- Federal Grants Totals</i>	<u>\$2,560,509.89</u>	<u>\$2,324,518.59</u>	<u>\$3,062,183.00</u>	<u>\$3,127,371.00</u>
	<i>Intergovernmental - State Grants</i>				
4205.8001	State Information Technology Grant	43,609.63	145,655.28	184,524.00	183,611.00
4205.8005	State Share	10,004.00	10,004.00	10,004.00	10,004.00
4205.8006	Act 148	7,680,964.00	7,014,241.00	8,667,383.00	8,693,839.00
4205.8013	Special Grants	2,071,631.55	1,665,449.65	2,320,768.00	2,329,506.00
4205.8016	Independent Living	679,190.00	843,362.00	848,611.00	869,478.00





# Budget Worksheet Report

Budget Year 2022

Account	Account Description	2019 Actual Amount	2020 Actual Amount	2021 Adopted Budget	2022 Final
Fund 260	<b>Children and Youth</b>				
<b>REVENUE</b>					
Department 5260 - Children and Youth					
Intergovernmental - State Grants					
Intergovernmental - State Grants Totals		\$10,485,399.18	\$9,678,711.93	\$12,031,290.00	\$12,086,438.00
Local Grants					
4350	County Matches	3,273,453.57	2,202,563.72	2,884,000.00	2,884,000.00
Local Grants Totals		\$3,273,453.57	\$2,202,563.72	\$2,884,000.00	\$2,884,000.00
Departmental Earnings					
5101	Program Income - Human Service	68,919.12	39,396.76	63,326.00	63,326.00
Departmental Earnings Totals		\$68,919.12	\$39,396.76	\$63,326.00	\$63,326.00
Investment Earnings					
4081	Interest	70.74	39.32	70.00	70.00
Investment Earnings Totals		\$70.74	\$39.32	\$70.00	\$70.00
Department 5260 - Children and Youth Totals		\$16,388,352.50	\$14,245,230.32	\$18,040,869.00	\$18,161,205.00
<b>REVENUE TOTALS</b>		\$16,388,352.50	\$14,245,230.32	\$18,040,869.00	\$18,161,205.00
<b>EXPENSE</b>					
Department 5260 - Children and Youth					
Wages and Salaries					
6006	Full Time Wages	3,787,622.81	3,887,886.29	4,147,090.00	4,204,114.00
Wages and Salaries Totals		\$3,787,622.81	\$3,887,886.29	\$4,147,090.00	\$4,204,114.00
Premium Wages					
6077	Contracted Sick & Vacation Buy Back	49,282.91	48,406.67	50,000.00	50,000.00
6078	Lump Sum Longevity Pay	5,500.00	5,250.00	10,000.00	10,000.00
6079	On-Call & Call Out Pay	28,940.00	31,440.00	31,200.00	31,800.00
6080	Overtime	17,046.91	16,253.44	20,000.00	20,000.00
6081	Premium Pay	20,752.39	29,391.97	36,000.00	36,000.00
Premium Wages Totals		\$121,522.21	\$130,742.08	\$147,200.00	\$147,800.00
Fringe Benefits					
6101	FICA	227,605.72	242,435.72	247,712.00	261,115.00
6102	Medicare	54,373.73	56,698.67	57,800.00	61,362.00
6104	Health	970,453.55	931,589.20	1,168,670.00	1,188,000.00
6105	Dental	41,252.08	39,818.26	49,702.00	46,000.00
6106	Vision	10,734.49	10,476.83	13,088.00	12,000.00
6107	Life	11,097.68	6,490.07	11,218.00	7,000.00
6108	Sick & Accident	13,639.04	13,723.54	18,204.00	16,872.00



# Budget Worksheet Report

Budget Year 2022

Account	Account Description	2019 Actual Amount	2020 Actual Amount	2021 Adopted Budget	2022 Final
Fund 260	<b>Children and Youth</b>				
	<b>EXPENSE</b>				
	Department <b>5260 - Children and Youth</b>				
	<i>Fringe Benefits</i>				
	<i>Fringe Benefits Totals</i>	\$1,329,156.29	\$1,301,232.29	\$1,566,394.00	\$1,592,349.00
	<i>Fringe Benefits Other</i>				
6103	Retirement	454,360.97	397,319.58	442,654.00	518,182.00
6109	Workers Compensation	17,840.16	19,175.11	19,680.00	19,750.00
6110	Unemployment Compensation	7,005.00	7,853.53	7,006.00	8,000.00
6111	Waiver of Health Insurance	.00	20,999.16	21,000.00	24,000.00
	<i>Fringe Benefits Other Totals</i>	\$479,206.13	\$445,347.38	\$490,340.00	\$569,932.00
	<i>Personnel Expense</i>				
6201	Dues / Memberships	4,928.55	4,711.30	6,000.00	6,000.00
6202	Books and Subscriptions	87.00	581.60	600.00	610.00
6203	Training	14,597.77	3,729.92	21,000.00	21,000.00
6209	Employee Physicals	1,953.00	2,686.00	2,500.00	2,500.00
6210	Car Insurance Reimbursement	214.10	.00	1,000.00	1,000.00
6212	Employee Assistance Program	1,233.00	1,174.50	1,260.00	1,260.00
	<i>Personnel Expense Totals</i>	\$23,013.42	\$12,883.32	\$32,360.00	\$32,370.00
	<i>Occupancy</i>				
6401	Rent	199,316.52	198,399.00	230,000.00	230,000.00
6401.1400	Rent - Client Services	92,591.53	62,368.44	90,000.00	90,000.00
6401.1402	Rent - Emergency Shelter	138,865.00	158,842.05	160,000.00	165,000.00
6401.1403	Rent - Independent Living	61,975.60	53,844.50	55,000.00	62,000.00
6403	Custodial Services	3,018.26	8,524.62	10,000.00	10,000.00
6404	Utilities	19,525.93	.00	.00	.00
6405	Electric	15,619.56	25,368.13	28,000.00	28,000.00
6406	Gas	1,047.89	4,239.99	7,000.00	6,000.00
6407	Water	881.61	1,116.01	2,800.00	2,600.00
6408	Sewage	399.66	622.04	2,500.00	1,500.00
6409	Rubbish Removal	368.73	930.77	1,000.00	1,100.00
6413	Storage	1,095.17	5,964.23	6,000.00	6,000.00
6416	Cable	454.97	1,367.45	2,000.00	2,000.00
	<i>Occupancy Totals</i>	\$535,160.43	\$521,587.23	\$594,300.00	\$604,200.00



# Budget Worksheet Report

Budget Year 2022

Account	Account Description	2019 Actual Amount	2020 Actual Amount	2021 Adopted Budget	2022 Final
Fund 260	<b>Children and Youth</b>				
	<b>EXPENSE</b>				
	Department <b>5260 - Children and Youth</b>				
	<i>Communication</i>				
6501	Telephone / Internet	19,502.11	21,389.53	26,000.00	26,000.00
6502	Cellular / Air Card Service	68,337.30	71,106.17	75,300.00	75,300.00
6504	Postage	7,218.07	6,343.22	8,500.00	8,500.00
6506	Printing	6,408.00	6,437.00	7,000.00	7,000.00
6507	Advertising	128,174.94	136,903.15	150,000.00	150,000.00
	<i>Communication Totals</i>	<b>\$229,640.42</b>	<b>\$242,179.07</b>	<b>\$266,800.00</b>	<b>\$266,800.00</b>
	<i>Supplies and Minor Equipment</i>				
6414.1401	Repairs & Maintenance - Buildings	48,698.22	41,228.96	110,000.00	95,000.00
6414.1404	Repairs & Maintenance - Equipment	18,599.60	16,362.89	20,000.00	20,000.00
6414.1405	Repairs & Maintenance - Vehicles	9,435.02	7,417.12	9,000.00	9,000.00
6601.1600	Supplies - Building	21,530.83	13,554.24	21,000.00	21,000.00
6601.1607	Supplies - Other	708.97	880.00	2,000.00	1,400.00
6602	Minor Equipment Purchases	5,474.31	3,595.19	6,000.00	6,000.00
6602.1000	Minor Equipment Purchases (State)	5,368.86	21,648.23	12,000.00	12,000.00
6604.1607	Minor Outlay - Computer Hardware	28,385.98	15,677.05	30,000.00	30,000.00
6604.1608	Minor Outlay - Computer Software	19,660.99	1,594.82	22,000.00	20,000.00
6604.1609	Minor Outlay - Computer Supplies	933.22	2,065.97	9,000.00	8,000.00
6606	Maintenance Agreements	474.58	1,912.56	4,000.00	3,000.00
6950.1900	Direct Program Assistance	110,944.02	73,763.18	250,000.00	230,000.00
6950.1910	Direct Program Assistance - Client Medical	371.67	.00	1,400.00	1,400.00
6950.1920	Direct Program Assistance - Foster Training	8,549.87	1,168.39	12,000.00	12,000.00
6950.1930	Direct Program Assistance - Client Utilities	10,651.76	8,880.82	40,000.00	40,000.00
	<i>Supplies and Minor Equipment Totals</i>	<b>\$289,787.90</b>	<b>\$209,749.42</b>	<b>\$548,400.00</b>	<b>\$508,800.00</b>
	<i>Transportation</i>				
6751	Travel	179,333.09	109,462.85	160,000.00	160,000.00
6752	Client Transportation	2,604.76	971.41	1,000.00	1,000.00
7557	Gasoline	10,538.97	5,651.35	16,000.00	14,000.00
	<i>Transportation Totals</i>	<b>\$192,476.82</b>	<b>\$116,085.61</b>	<b>\$177,000.00</b>	<b>\$175,000.00</b>
	<i>Consultant / Contracted Services</i>				
6851	Auditing	7,900.00	5,500.00	8,000.00	8,000.00
6853	Legal	100,505.90	87,507.65	135,000.00	150,000.00



# Budget Worksheet Report

Budget Year 2022

Account	Account Description	2019 Actual Amount	2020 Actual Amount	2021 Adopted Budget	2022 Final
Fund 260	<b>Children and Youth</b>				
	<b>EXPENSE</b>				
	Department <b>5260 - Children and Youth</b>				
	<i>Consultant / Contracted Services</i>				
6855	Computer Consultants Support	.00	43,575.61	.00	90,000.00
6857	Inspections	4,819.35	2,896.20	10,000.00	10,000.00
6860	Misc Contracted Services	593,408.40	508,845.07	600,000.00	600,000.00
6873	Providers of Grant Service	583,376.23	440,455.04	620,000.00	620,000.00
6874	Mental Health Services	9,395.00	7,610.00	10,000.00	10,000.00
6879	Child Advocacy Center (CAC)	26,346.71	29,457.54	30,000.00	32,000.00
	<i>Consultant / Contracted Services Totals</i>	<b>\$1,325,751.59</b>	<b>\$1,125,847.11</b>	<b>\$1,413,000.00</b>	<b>\$1,520,000.00</b>
	<i>Sub-Contracted Services</i>				
6951	Human Service Providers	4,708,480.14	4,752,303.73	4,750,000.00	4,752,000.00
6952	Emergency Shelter Providers	59,978.25	69,106.48	82,500.00	82,500.00
6953	Foster / Adoptive Parent Payment	1,202,907.80	1,183,050.02	1,445,000.00	1,440,000.00
6954	SPLC (Special Permanent Legal)	60,694.25	61,122.00	80,000.00	80,000.00
6955	Purchased Foster Care	377,075.89	398,598.47	656,340.00	656,340.00
	<i>Sub-Contracted Services Totals</i>	<b>\$6,409,136.33</b>	<b>\$6,464,180.70</b>	<b>\$7,013,840.00</b>	<b>\$7,010,840.00</b>
	<i>General Administration</i>				
7103	Board Member Expenses	2,500.45	543.14	3,000.00	3,000.00
7104.2109	Other Insurance	1,842.50	1,155.00	4,000.00	4,000.00
7108	Indirect Expense	204,600.00	225,372.00	275,000.00	275,000.00
7109	Independent Living Program	185,280.90	182,454.51	170,000.00	186,000.00
7113	Refund Social Security Payments	1,586.20	.00	1,000.00	1,000.00
7114	Admin Expense Reimbursement	888,136.00	473,964.00	726,000.00	726,000.00
7122	Other Expenses	85,575.38	33,905.01	104,000.00	104,000.00
7125	COVID-19 Expenses	.00	4,290.67	3,000.00	.00
	<i>General Administration Totals</i>	<b>\$1,369,521.43</b>	<b>\$921,684.33</b>	<b>\$1,286,000.00</b>	<b>\$1,299,000.00</b>
	<i>Judicial / Courts</i>				
7253.2250	Court Costs - Dependent Children	104,554.95	98,582.68	110,000.00	110,000.00
	<i>Judicial / Courts Totals</i>	<b>\$104,554.95</b>	<b>\$98,582.68</b>	<b>\$110,000.00</b>	<b>\$110,000.00</b>
	<i>Capital Outlay</i>				
7751	Capital Outlay - Vehicles	28,304.00	48,128.60	95,000.00	95,000.00
7753	Capital Outlay - Computer Hardware	.00	.00	50,000.00	25,000.00
	<i>Capital Outlay Totals</i>	<b>\$28,304.00</b>	<b>\$48,128.60</b>	<b>\$145,000.00</b>	<b>\$120,000.00</b>



# Budget Worksheet Report

Budget Year 2022

Account	Account Description	2019 Actual Amount	2020 Actual Amount	2021 Adopted Budget	2022 Final
Fund 260	<b>Children and Youth</b>				
	<b>EXPENSE</b>				
	Department <b>5260 - Children and Youth</b>				
	Budgetary Fund Balance				
8900	Budgetary Ending Fund Balance	.00	.00	103,145.00	.00
	<i>Budgetary Fund Balance Totals</i>	<u>\$0.00</u>	<u>\$0.00</u>	<u>\$103,145.00</u>	<u>\$0.00</u>
	Department <b>5260 - Children and Youth Totals</b>	<u>\$16,224,854.73</u>	<u>\$15,526,116.11</u>	<u>\$18,040,869.00</u>	<u>\$18,161,205.00</u>
	<b>EXPENSE TOTALS</b>	<u>\$16,224,854.73</u>	<u>\$15,526,116.11</u>	<u>\$18,040,869.00</u>	<u>\$18,161,205.00</u>
	Fund <b>260 - Children and Youth Totals</b>				
	<b>REVENUE TOTALS</b>	<u>\$16,388,352.50</u>	<u>\$14,245,230.32</u>	<u>\$18,040,869.00</u>	<u>\$18,161,205.00</u>
	<b>EXPENSE TOTALS</b>	<u>\$16,224,854.73</u>	<u>\$15,526,116.11</u>	<u>\$18,040,869.00</u>	<u>\$18,161,205.00</u>
	Fund <b>260 - Children and Youth Totals</b>	<u>\$163,497.77</u>	<u>(\$1,280,885.79)</u>	<u>\$0.00</u>	<u>\$0.00</u>
Fund 270	<b>Mental Health</b>				
	<b>REVENUE</b>				
	Department <b>5270 - Mental Health</b>				
	<i>Intergovernmental -- Federal Grants</i>				
4126.16593	Residential Substance Abuse Treatment for State Prisoners	9,356.49	27,672.23	125,000.00	30,000.00
4126.16738	Edward Byrne Memorial Justice Assistance Grant Program	91,934.57	22,101.30	.00	.00
4127.16738	Edward Byrne Memorial Justice Assistance Grant Program	4,660.00	.00	82,000.00	.00
4127.16745	Criminal & Juvenile Justice & MH Collaboration Program	52,864.02	41,943.49	53,000.00	53,000.00
4127.16838	Comprehensive Opioid Abuse Site-Based Program	127,173.22	39,548.27	100,000.00	100,000.00
4180.93276	Drug-Free Communities Support Program Grants	99,619.59	38,376.95	500,000.00	100,000.00
4182.93243	Substance Abuse and Mental Health Services	.00	.00	195,000.00	100,000.00
4182.93667	Social Services Block Grant	189,385.00	189,385.00	190,000.00	190,000.00
4182.93778	Medical Assistance Program	132,943.00	119,802.34	134,000.00	134,000.00
4182.93958	Block Grants for Community Mental Health Services	243,587.00	222,674.00	255,000.00	255,000.00
4187.93104	Comprehensive Community MH Services for Children w/ SED	750,523.65	.00	.00	.00
4187.93243	Substance Abuse and MH Services	1,259,754.67	1,260,994.05	2,000,000.00	2,000,000.00
4187.93778	Medical Assistance Program	1,297,056.28	1,415,564.78	1,400,000.00	1,500,000.00
	<i>Intergovernmental -- Federal Grants Totals</i>	<u>\$4,258,857.49</u>	<u>\$3,378,062.41</u>	<u>\$5,034,000.00</u>	<u>\$4,462,000.00</u>
	<i>Intergovernmental - State Grants</i>				
4205.8004	Behavioral Health Special Initiative (BHSI)	407,240.00	455,247.00	514,000.00	514,000.00
4205.8007	HSDf	216,542.00	216,542.00	300,000.00	300,000.00



# Budget Worksheet Report

Budget Year 2022

Account	Account Description	2019 Actual Amount	2020 Actual Amount	2021 Adopted Budget	2022 Final
<b>Fund 270 - Mental Health</b>					
<b>REVENUE</b>					
Department <b>5270 - Mental Health</b>					
<i>Intergovernmental - State Grants</i>					
4205.8008	ID Base	2,155,139.00	2,148,420.00	2,200,000.00	2,200,000.00
4205.8009	Community Mental Health	7,430,921.00	7,297,697.42	7,400,000.00	7,400,000.00
<i>Intergovernmental - State Grants Totals</i>		<b>\$10,209,842.00</b>	<b>\$10,117,906.42</b>	<b>\$10,414,000.00</b>	<b>\$10,414,000.00</b>
<i>Local Grants</i>					
4350	County Matches	419,062.34	561,775.00	533,000.00	570,000.00
<i>Local Grants Totals</i>		<b>\$419,062.34</b>	<b>\$561,775.00</b>	<b>\$533,000.00</b>	<b>\$570,000.00</b>
<i>Departmental Earnings</i>					
5102	Case Management Reimbursement	1,358,024.15	1,197,510.47	1,400,000.00	1,400,000.00
5601	Miscellaneous Income	10,363.71	989.20	15,000.00	10,000.00
<i>Departmental Earnings Totals</i>		<b>\$1,368,387.86</b>	<b>\$1,198,499.67</b>	<b>\$1,415,000.00</b>	<b>\$1,410,000.00</b>
<i>Investment Earnings</i>					
4081	Interest	4,631.12	3,066.57	4,000.00	4,000.00
<i>Investment Earnings Totals</i>		<b>\$4,631.12</b>	<b>\$3,066.57</b>	<b>\$4,000.00</b>	<b>\$4,000.00</b>
Department <b>5270 - Mental Health Totals</b>		<b>\$16,260,780.81</b>	<b>\$15,259,310.07</b>	<b>\$17,400,000.00</b>	<b>\$16,860,000.00</b>
<b>REVENUE TOTALS</b>		<b>\$16,260,780.81</b>	<b>\$15,259,310.07</b>	<b>\$17,400,000.00</b>	<b>\$16,860,000.00</b>
<b>EXPENSE</b>					
Department <b>5270 - Mental Health</b>					
<i>Wages and Salaries</i>					
6006	Full Time Wages	2,729,787.30	2,628,524.12	2,860,000.00	2,860,000.00
<i>Wages and Salaries Totals</i>		<b>\$2,729,787.30</b>	<b>\$2,628,524.12</b>	<b>\$2,860,000.00</b>	<b>\$2,860,000.00</b>
<i>Premium Wages</i>					
6077	Contracted Sick & Vacation Buy Back	33,638.81	39,209.22	49,000.00	49,000.00
6078	Lump Sum Longevity Pay	9,245.00	8,145.00	10,000.00	10,000.00
6079	On-Call & Call Out Pay	8,850.00	10,360.00	16,000.00	16,000.00
6080	Overtime	6,041.21	3,167.81	10,000.00	10,000.00
<i>Premium Wages Totals</i>		<b>\$57,775.02</b>	<b>\$60,882.03</b>	<b>\$85,000.00</b>	<b>\$85,000.00</b>
<i>Fringe Benefits</i>					
6101	FICA	214,086.25	194,540.11	182,600.00	182,600.00
6102	Medicare	37,051.29	35,333.11	42,703.00	42,703.00
6104	Health	644,424.16	602,352.00	873,802.00	873,802.00
6105	Dental	26,821.81	25,101.50	31,240.00	31,240.00
6106	Vision	7,057.30	6,604.56	8,220.00	8,220.00



# Budget Worksheet Report

Budget Year 2022

Account	Account Description	2019 Actual Amount	2020 Actual Amount	2021 Adopted Budget	2022 Final
Fund 270	<b>Mental Health</b>				
	<b>EXPENSE</b>				
	Department <b>5270 - Mental Health</b>				
	<i>Fringe Benefits</i>				
6107	Life	7,561.47	3,944.87	3,823.00	3,823.00
6108	Sick & Accident	9,304.25	8,297.41	11,442.00	11,442.00
	<i>Fringe Benefits Totals</i>	<u>\$946,306.53</u>	<u>\$876,173.56</u>	<u>\$1,153,830.00</u>	<u>\$1,153,830.00</u>
	<i>Fringe Benefits Other</i>				
6103	Retirement	332,459.29	266,946.46	315,824.00	300,000.00
6109	Workers Compensation	11,011.18	10,466.25	10,500.00	10,500.00
6110	Unemployment Compensation	420.00	3,066.42	5,000.00	5,000.00
6111	Waiver of Health Insurance	.00	1,938.48	2,388.00	3,100.00
	<i>Fringe Benefits Other Totals</i>	<u>\$343,890.47</u>	<u>\$282,417.61</u>	<u>\$333,712.00</u>	<u>\$318,600.00</u>
	<i>Personnel Expense</i>				
6201	Dues / Memberships	11,920.95	11,936.55	15,000.00	14,000.00
6202	Books and Subscriptions	135.28	133.83	1,000.00	800.00
6203	Training	4,938.80	293.06	2,500.00	5,000.00
6209	Employee Physicals	401.20	265.20	1,000.00	2,000.00
6212	Employee Assistance Program	909.96	872.73	1,100.00	1,100.00
	<i>Personnel Expense Totals</i>	<u>\$18,306.19</u>	<u>\$13,501.37</u>	<u>\$20,600.00</u>	<u>\$22,900.00</u>
	<i>Occupancy</i>				
6401	Rent	115,441.62	113,704.00	135,000.00	120,000.00
6403	Custodial Services	14,843.42	22,565.93	24,000.00	24,000.00
6405	Electric	17,319.33	14,246.43	17,000.00	15,000.00
6406	Gas	2,438.74	2,386.73	3,000.00	2,800.00
6407	Water	943.34	618.68	1,500.00	1,600.00
6408	Sewage	224.39	345.28	600.00	600.00
6409	Rubbish Removal	323.43	326.91	500.00	500.00
6413	Storage	.00	855.85	1,000.00	1,100.00
	<i>Occupancy Totals</i>	<u>\$151,534.27</u>	<u>\$155,049.81</u>	<u>\$182,600.00</u>	<u>\$165,600.00</u>
	<i>Communication</i>				
6501	Telephone / Internet	42,118.78	50,190.43	50,000.00	51,000.00
6504	Postage	5,627.36	8,009.99	9,000.00	9,000.00
6506	Printing	944.56	1,522.80	2,500.00	2,000.00
6507	Advertising	6,534.14	5,298.07	10,000.00	9,000.00
	<i>Communication Totals</i>	<u>\$55,224.84</u>	<u>\$65,021.29</u>	<u>\$71,500.00</u>	<u>\$71,000.00</u>



# Budget Worksheet Report

Budget Year 2022

Account	Account Description	2019 Actual Amount	2020 Actual Amount	2021 Adopted Budget	2022 Final
Fund 270	<b>Mental Health</b>				
	<b>EXPENSE</b>				
	Department <b>5270 - Mental Health</b>				
	<i>Supplies and Minor Equipment</i>				
6414.1401	Repairs & Maintenance - Buildings	9,678.18	23,018.53	24,000.00	25,000.00
6414.1405	Repairs & Maintenance - Vehicles	1,447.87	907.01	3,000.00	3,000.00
6601.1607	Supplies - Other	13,466.49	5,735.55	40,000.00	40,000.00
6602	Minor Equipment Purchases	7,964.10	14,115.98	5,000.00	5,000.00
6604.1607	Minor Outlay - Computer Hardware	30,418.90	533.74	5,000.00	5,000.00
6604.1608	Minor Outlay - Computer Software	1,831.41	.00	5,000.00	10,000.00
6604.1609	Minor Outlay - Computer Supplies	.00	213.04	2,000.00	2,000.00
6606	Maintenance Agreements	7,736.60	7,328.42	27,000.00	20,000.00
	<i>Supplies and Minor Equipment Totals</i>	<b>\$72,543.55</b>	<b>\$51,852.27</b>	<b>\$111,000.00</b>	<b>\$110,000.00</b>
	<i>Transportation</i>				
6751	Travel	73,679.00	18,932.33	40,000.00	55,000.00
7557	Gasoline	3,243.28	800.52	2,000.00	4,000.00
	<i>Transportation Totals</i>	<b>\$76,922.28</b>	<b>\$19,732.85</b>	<b>\$42,000.00</b>	<b>\$59,000.00</b>
	<i>Consultant / Contracted Services</i>				
6851	Auditing	11,529.00	13,350.00	50,000.00	50,000.00
6853	Legal	200.00	4,273.80	25,000.00	15,000.00
6860	Misc Contracted Services	1,849,379.34	1,710,082.75	1,500,000.00	1,500,000.00
	<i>Consultant / Contracted Services Totals</i>	<b>\$1,861,108.34</b>	<b>\$1,727,706.55</b>	<b>\$1,575,000.00</b>	<b>\$1,565,000.00</b>
	<i>Sub-Contracted Services</i>				
6951	Human Service Providers	9,301,508.48	8,363,269.54	10,600,000.00	10,159,970.00
	<i>Sub-Contracted Services Totals</i>	<b>\$9,301,508.48</b>	<b>\$8,363,269.54</b>	<b>\$10,600,000.00</b>	<b>\$10,159,970.00</b>
	<i>Debt Payments</i>				
7065	Principal Capital Lease	2,676.80	2,856.09	3,200.00	3,000.00
	<i>Debt Payments Totals</i>	<b>\$2,676.80</b>	<b>\$2,856.09</b>	<b>\$3,200.00</b>	<b>\$3,000.00</b>
	<i>General Administration</i>				
7103	Board Member Expenses	924.02	307.50	1,000.00	1,000.00
7108	Indirect Expense	223,484.58	226,334.53	250,000.00	250,000.00
7118	Bank Charges / Bank Interest	.00	.00	100.00	100.00
7122	Other Expenses	8,196.18	2,399.95	27,000.00	35,000.00
7125	COVID-19 Expenses	.00	30,268.82	20,000.00	.00
	<i>General Administration Totals</i>	<b>\$232,604.78</b>	<b>\$259,310.80</b>	<b>\$298,100.00</b>	<b>\$286,100.00</b>
	<i>Capital Outlay</i>				
7751	Capital Outlay - Vehicles	66,102.32	.00	.00	.00





# Budget Worksheet Report

Budget Year 2022

Account	Account Description	2019 Actual Amount	2020 Actual Amount	2021 Adopted Budget	2022 Final
Fund 270	<b>Mental Health</b>				
	<b>EXPENSE</b>				
	Department 5270 - Mental Health				
	Capital Outlay				
7756	Capital Outlay - Furniture / Fixtures	5,902.71	.00	.00	.00
	<i>Capital Outlay Totals</i>	<b>\$72,005.03</b>	<b>\$0.00</b>	<b>\$0.00</b>	<b>\$0.00</b>
	<i>Budgetary Fund Balance</i>				
8900	Budgetary Ending Fund Balance	.00	.00	63,458.00	.00
	<i>Budgetary Fund Balance Totals</i>	<b>\$0.00</b>	<b>\$0.00</b>	<b>\$63,458.00</b>	<b>\$0.00</b>
	Department 5270 - Mental Health Totals	<b>\$15,922,193.88</b>	<b>\$14,506,297.89</b>	<b>\$17,400,000.00</b>	<b>\$16,860,000.00</b>
	<b>EXPENSE TOTALS</b>	<b>\$15,922,193.88</b>	<b>\$14,506,297.89</b>	<b>\$17,400,000.00</b>	<b>\$16,860,000.00</b>
	Fund 270 - Mental Health Totals				
	<b>REVENUE TOTALS</b>	<b>\$16,260,780.81</b>	<b>\$15,259,310.07</b>	<b>\$17,400,000.00</b>	<b>\$16,860,000.00</b>
	<b>EXPENSE TOTALS</b>	<b>\$15,922,193.88</b>	<b>\$14,506,297.89</b>	<b>\$17,400,000.00</b>	<b>\$16,860,000.00</b>
	Fund 270 - Mental Health Totals	<b>\$338,586.93</b>	<b>\$753,012.18</b>	<b>\$0.00</b>	<b>\$0.00</b>
Fund 271	<b>Drug and Alcohol</b>				
	<b>REVENUE</b>				
	Department 5271 - Drug and Alcohol				
	Intergovernmental -- Federal Grants				
4183.93788	Opioid STR	243,969.00	187,471.00	90,000.00	444,120.00
4183.93959	Block Grants for Prevention & Treatment of Substance Abuse	524,187.00	609,080.00	750,000.00	630,464.00
	<i>Intergovernmental -- Federal Grants Totals</i>	<b>\$768,156.00</b>	<b>\$796,551.00</b>	<b>\$840,000.00</b>	<b>\$1,074,584.00</b>
	<i>Intergovernmental - State Grants</i>				
4205.8004	Behavioral Health Special Initiative (BHSI)	220,647.00	715,826.69	700,000.00	593,647.00
4205.8012	Act 152	75,513.00	91,572.89	100,513.00	100,513.00
4235.8151	Drug & Alcohol Base	405,900.00	490,000.00	600,000.00	565,900.00
4235.8154	Act 2010-01 Assessment & Residential Treatment Services Fund	45,017.00	49,780.00	45,017.00	45,017.00
4235.8155	Compulsive & Problem Gambling Treatment	44,440.00	37,529.00	42,219.00	69,215.00
4242.8192	D&A Intermediate Punishment Program	14,388.30	33.20	15,000.00	5,000.00
	<i>Intergovernmental - State Grants Totals</i>	<b>\$805,905.30</b>	<b>\$1,384,741.78</b>	<b>\$1,502,749.00</b>	<b>\$1,379,292.00</b>
	<i>Local Grants</i>				
4350	County Matches	80,000.00	40,000.00	80,000.00	80,000.00
5870	DUI / ARD Quarterly Reimbursement	1,261.79	1,205.11	1,700.00	1,700.00
	<i>Local Grants Totals</i>	<b>\$81,261.79</b>	<b>\$41,205.11</b>	<b>\$81,700.00</b>	<b>\$81,700.00</b>



# Budget Worksheet Report

Budget Year 2022

Account	Account Description	2019 Actual Amount	2020 Actual Amount	2021 Adopted Budget	2022 Final
Fund 271	<b>Drug and Alcohol</b>				
	<b>REVENUE</b>				
	Department 5271 - Drug and Alcohol				
	Departmental Earnings				
5102	Case Management Reimbursement	68,327.82	(7,360.43)	30,000.00	20,000.00
5601	Miscellaneous Income	15,004.81	(1,007.35)	100.00	100.00
	<i>Departmental Earnings Totals</i>	<b>\$83,332.63</b>	<b>(\$8,367.78)</b>	<b>\$30,100.00</b>	<b>\$20,100.00</b>
	Investment Earnings				
4081	Interest	1,501.24	936.15	1,800.00	1,800.00
	<i>Investment Earnings Totals</i>	<b>\$1,501.24</b>	<b>\$936.15</b>	<b>\$1,800.00</b>	<b>\$1,800.00</b>
	Other Financing Sources				
5927	Operating Transfers In	200,000.00	.00	.00	.00
	<i>Other Financing Sources Totals</i>	<b>\$200,000.00</b>	<b>\$0.00</b>	<b>\$0.00</b>	<b>\$0.00</b>
	Department 5271 - Drug and Alcohol Totals	<b>\$1,940,156.96</b>	<b>\$2,215,066.26</b>	<b>\$2,456,349.00</b>	<b>\$2,557,476.00</b>
	<b>REVENUE TOTALS</b>	<b>\$1,940,156.96</b>	<b>\$2,215,066.26</b>	<b>\$2,456,349.00</b>	<b>\$2,557,476.00</b>
	<b>EXPENSE</b>				
	Department 5271 - Drug and Alcohol				
	Wages and Salaries				
6006	Full Time Wages	627,201.94	652,157.59	611,000.00	611,000.00
	<i>Wages and Salaries Totals</i>	<b>\$627,201.94</b>	<b>\$652,157.59</b>	<b>\$611,000.00</b>	<b>\$611,000.00</b>
	Premium Wages				
6077	Contracted Sick & Vacation Buy Back	8,052.70	10,816.73	19,000.00	19,000.00
6078	Lump Sum Longevity Pay	1,535.00	1,505.00	2,000.00	2,000.00
6080	Overtime	32.66	3,663.38	5,750.00	5,000.00
	<i>Premium Wages Totals</i>	<b>\$9,620.36</b>	<b>\$15,985.11</b>	<b>\$26,750.00</b>	<b>\$26,000.00</b>
	Fringe Benefits				
6101	FICA	29,007.22	31,341.77	39,600.00	39,600.00
6102	Medicare	9,192.30	9,651.40	9,248.00	9,248.00
6104	Health	176,732.20	173,927.98	206,302.00	206,302.00
6105	Dental	7,439.15	7,371.55	7,086.00	7,086.00
6106	Vision	1,957.20	1,939.68	1,865.00	1,865.00
6107	Life	1,966.18	1,083.58	867.00	867.00
6108	Sick & Accident	2,419.02	2,339.93	2,596.00	2,596.00
	<i>Fringe Benefits Totals</i>	<b>\$228,713.27</b>	<b>\$227,655.89</b>	<b>\$267,564.00</b>	<b>\$267,564.00</b>
	Fringe Benefits Other				
6103	Retirement	72,529.00	66,143.00	72,108.00	75,000.00
6109	Workers Compensation	2,118.66	2,299.28	2,500.00	2,500.00



# Budget Worksheet Report

Budget Year 2022

Account	Account Description	2019 Actual Amount	2020 Actual Amount	2021 Adopted Budget	2022 Final
Fund 271	<b>Drug and Alcohol</b>				
	<b>EXPENSE</b>				
	Department <b>5271 - Drug and Alcohol</b>				
	<i>Fringe Benefits Other</i>				
6111	Waiver of Health Insurance	.00	276.96	312.00	2,000.00
	<i>Fringe Benefits Other Totals</i>	<b>\$74,647.66</b>	<b>\$68,719.24</b>	<b>\$74,920.00</b>	<b>\$79,500.00</b>
	<i>Personnel Expense</i>				
6201	Dues / Memberships	4,754.48	4,966.18	7,000.00	5,000.00
6202	Books and Subscriptions	495.00	8.36	200.00	200.00
6203	Training	2,928.15	824.00	4,000.00	4,000.00
6209	Employee Physicals	136.00	136.00	300.00	600.00
6212	Employee Assistance Program	225.30	223.53	300.00	300.00
	<i>Personnel Expense Totals</i>	<b>\$8,538.93</b>	<b>\$6,158.07</b>	<b>\$11,800.00</b>	<b>\$10,100.00</b>
	<i>Occupancy</i>				
6401	Rent	25,507.61	25,004.50	30,000.00	30,000.00
6403	Custodial Services	3,415.96	5,889.76	6,000.00	6,100.00
6405	Electric	3,771.07	3,236.18	4,000.00	4,000.00
6406	Gas	548.11	524.80	1,000.00	1,000.00
6407	Water	212.44	142.28	400.00	300.00
6408	Sewage	51.42	79.38	300.00	200.00
6409	Rubbish Removal	137.51	136.38	200.00	200.00
6413	Storage	.00	227.28	250.00	300.00
	<i>Occupancy Totals</i>	<b>\$33,644.12</b>	<b>\$35,240.56</b>	<b>\$42,150.00</b>	<b>\$42,100.00</b>
	<i>Communication</i>				
6501	Telephone / Internet	7,390.24	11,218.53	10,000.00	15,000.00
6504	Postage	660.25	584.41	1,000.00	1,000.00
6506	Printing	291.44	364.12	1,000.00	1,000.00
6507	Advertising	10,249.35	33,151.31	50,000.00	25,000.00
	<i>Communication Totals</i>	<b>\$18,591.28</b>	<b>\$45,318.37</b>	<b>\$62,000.00</b>	<b>\$42,000.00</b>
	<i>Supplies and Minor Equipment</i>				
6414.1401	Repairs & Maintenance - Buildings	2,564.99	5,376.51	.00	5,000.00
6414.1404	Repairs & Maintenance - Equipment	.00	.00	6,000.00	5,000.00
6414.1405	Repairs & Maintenance - Vehicles	354.29	15.02	750.00	1,000.00
6601.1607	Supplies - Other	4,358.07	1,963.22	4,000.00	5,000.00
6602	Minor Equipment Purchases	2,628.14	.00	2,000.00	2,000.00



# Budget Worksheet Report

Budget Year 2022

Account	Account Description	2019 Actual Amount	2020 Actual Amount	2021 Adopted Budget	2022 Final
Fund 271	<b>Drug and Alcohol</b>				
	<b>EXPENSE</b>				
	Department <b>5271 - Drug and Alcohol</b>				
	<i>Supplies and Minor Equipment</i>				
6604.1607	Minor Outlay - Computer Hardware	3,318.60	182.66	5,000.00	5,000.00
6604.1608	Minor Outlay - Computer Software	987.81	.00	2,000.00	2,000.00
6604.1609	Minor Outlay - Computer Supplies	1,195.00	32.42	2,500.00	2,500.00
6606	Maintenance Agreements	1,063.52	1,162.44	2,000.00	2,000.00
	<i>Supplies and Minor Equipment Totals</i>	<b>\$16,470.42</b>	<b>\$8,732.27</b>	<b>\$24,250.00</b>	<b>\$29,500.00</b>
	<i>Transportation</i>				
6751	Travel	7,595.45	819.35	5,000.00	5,000.00
7557	Gasoline	908.58	237.16	900.00	1,200.00
	<i>Transportation Totals</i>	<b>\$8,504.03</b>	<b>\$1,056.51</b>	<b>\$5,900.00</b>	<b>\$6,200.00</b>
	<i>Consultant / Contracted Services</i>				
6851	Auditing	4,725.00	4,550.00	5,000.00	5,000.00
6853	Legal	1,300.00	455.00	3,000.00	1,000.00
6860	Misc Contracted Services	66,115.85	52,752.64	55,000.00	70,000.00
	<i>Consultant / Contracted Services Totals</i>	<b>\$72,140.85</b>	<b>\$57,757.64</b>	<b>\$63,000.00</b>	<b>\$76,000.00</b>
	<i>Sub-Contracted Services</i>				
6951	Human Service Providers	1,085,676.02	908,901.48	1,150,000.00	1,200,000.00
	<i>Sub-Contracted Services Totals</i>	<b>\$1,085,676.02</b>	<b>\$908,901.48</b>	<b>\$1,150,000.00</b>	<b>\$1,200,000.00</b>
	<i>Debt Payments</i>				
7065	Principal Capital Lease	793.60	755.39	1,000.00	1,000.00
	<i>Debt Payments Totals</i>	<b>\$793.60</b>	<b>\$755.39</b>	<b>\$1,000.00</b>	<b>\$1,000.00</b>
	<i>General Administration</i>				
7103	Board Member Expenses	709.07	.00	900.00	1,000.00
7108	Indirect Expense	28,544.00	33,450.00	30,000.00	35,000.00
7118	Bank Charges / Bank Interest	.00	.00	100.00	100.00
7122	Other Expenses	41,511.43	63,817.86	50,000.00	65,000.00
7125	COVID-19 Expenses	.00	2,474.39	15,000.00	.00
	<i>General Administration Totals</i>	<b>\$70,764.50</b>	<b>\$99,742.25</b>	<b>\$96,000.00</b>	<b>\$101,100.00</b>
	<i>Capital Outlay</i>				
7751	Capital Outlay - Vehicles	14,289.77	.00	.00	.00
	<i>Capital Outlay Totals</i>	<b>\$14,289.77</b>	<b>\$0.00</b>	<b>\$0.00</b>	<b>\$0.00</b>
	<i>Budgetary Fund Balance</i>				
8900	Budgetary Ending Fund Balance	.00	.00	20,015.00	65,412.00
	<i>Budgetary Fund Balance Totals</i>	<b>\$0.00</b>	<b>\$0.00</b>	<b>\$20,015.00</b>	<b>\$65,412.00</b>



# Budget Worksheet Report

Budget Year 2022

Account	Account Description	2019 Actual Amount	2020 Actual Amount	2021 Adopted Budget	2022 Final
Fund 271	<b>Drug and Alcohol</b>				
	<b>EXPENSE</b>				
	Department 5271 - Drug and Alcohol Totals	\$2,269,596.75	\$2,128,180.37	\$2,456,349.00	\$2,557,476.00
	<b>EXPENSE TOTALS</b>	\$2,269,596.75	\$2,128,180.37	\$2,456,349.00	\$2,557,476.00
	Fund 271 - Drug and Alcohol Totals				
	<b>REVENUE TOTALS</b>	\$1,940,156.96	\$2,215,066.26	\$2,456,349.00	\$2,557,476.00
	<b>EXPENSE TOTALS</b>	\$2,269,596.75	\$2,128,180.37	\$2,456,349.00	\$2,557,476.00
	Fund 271 - Drug and Alcohol Totals	(\$329,439.79)	\$86,885.89	\$0.00	\$0.00
Fund 275	<b>Early Intervention</b>				
	<b>REVENUE</b>				
	Department 5275 - Early Intervention				
	<i>Intergovernmental -- Federal Grants</i>				
4176.84181	Special Education - Grants for Infants & Families	37,879.00	40,340.00	46,000.00	40,340.00
4182.93778	Medical Assistance Program	4,287.00	12,562.00	11,000.00	50,000.00
4187.93778	Medical Assistance Program	233,383.26	165,553.50	200,000.00	175,000.00
	<i>Intergovernmental -- Federal Grants Totals</i>	\$275,549.26	\$218,455.50	\$257,000.00	\$265,340.00
	<i>Intergovernmental - State Grants</i>				
4205.8010	Early Intervention	1,181,589.00	1,301,025.00	1,450,000.00	1,300,000.00
	<i>Intergovernmental - State Grants Totals</i>	\$1,181,589.00	\$1,301,025.00	\$1,450,000.00	\$1,300,000.00
	<i>Local Grants</i>				
4350	County Matches	93,276.03	171,123.97	160,000.00	165,000.00
	<i>Local Grants Totals</i>	\$93,276.03	\$171,123.97	\$160,000.00	\$165,000.00
	<i>Departmental Earnings</i>				
5601	Miscellaneous Income	1,539.07	237.76	500.00	500.00
	<i>Departmental Earnings Totals</i>	\$1,539.07	\$237.76	\$500.00	\$500.00
	<i>Investment Earnings</i>				
4081	Interest	11.04	12.37	100.00	100.00
	<i>Investment Earnings Totals</i>	\$11.04	\$12.37	\$100.00	\$100.00
	Department 5275 - Early Intervention Totals	\$1,551,964.40	\$1,690,854.60	\$1,867,600.00	\$1,730,940.00
	<b>REVENUE TOTALS</b>	\$1,551,964.40	\$1,690,854.60	\$1,867,600.00	\$1,730,940.00
	<b>EXPENSE</b>				
	Department 5275 - Early Intervention				
	<i>Wages and Salaries</i>				
6006	Full Time Wages	438,045.18	423,903.96	515,000.00	515,000.00
	<i>Wages and Salaries Totals</i>	\$438,045.18	\$423,903.96	\$515,000.00	\$515,000.00
	<i>Premium Wages</i>				
6077	Contracted Sick & Vacation Buy Back	5,859.20	5,402.07	10,000.00	10,000.00
6078	Lump Sum Longevity Pay	1,495.00	1,225.00	1,500.00	1,600.00



# Budget Worksheet Report

Budget Year 2022

Account	Account Description	2019 Actual Amount	2020 Actual Amount	2021 Adopted Budget	2022 Final
Fund 275	<b>Early Intervention</b>				
	<b>EXPENSE</b>				
	Department <b>5275 - Early Intervention</b>				
	<i>Premium Wages</i>				
6080	Overtime	.05	33.85	500.00	1,000.00
	<i>Premium Wages Totals</i>	<u>\$7,354.25</u>	<u>\$6,660.92</u>	<u>\$12,000.00</u>	<u>\$12,600.00</u>
	<i>Fringe Benefits</i>				
6101	FICA	(10,423.50)	1,750.50	32,700.00	32,700.00
6102	Medicare	7,848.67	7,669.38	7,642.00	7,642.00
6104	Health	162,095.72	145,895.89	164,650.00	164,650.00
6105	Dental	6,822.34	6,191.18	6,456.00	6,456.00
6106	Vision	1,795.53	1,629.08	1,699.00	1,699.00
6107	Life	1,819.12	954.94	790.00	790.00
6108	Sick & Accident	2,257.15	1,961.71	2,365.00	2,365.00
	<i>Fringe Benefits Totals</i>	<u>\$172,215.03</u>	<u>\$166,052.68</u>	<u>\$216,302.00</u>	<u>\$216,302.00</u>
	<i>Fringe Benefits Other</i>				
6103	Retirement	44,869.00	56,411.00	50,407.00	64,000.00
6109	Workers Compensation	2,408.46	2,145.51	2,500.00	2,500.00
6110	Unemployment Compensation	.00	1,164.73	500.00	500.00
6111	Waiver of Health Insurance	.00	276.72	300.00	300.00
	<i>Fringe Benefits Other Totals</i>	<u>\$47,277.46</u>	<u>\$59,997.96</u>	<u>\$53,707.00</u>	<u>\$67,300.00</u>
	<i>Personnel Expense</i>				
6201	Dues / Memberships	116.05	200.45	300.00	300.00
6202	Books and Subscriptions	490.22	1,537.17	600.00	600.00
6203	Training	1,402.87	1,431.44	1,500.00	2,000.00
6209	Employee Physicals	6.80	142.80	200.00	300.00
6212	Employee Assistance Program	188.70	199.59	300.00	300.00
	<i>Personnel Expense Totals</i>	<u>\$2,204.64</u>	<u>\$3,511.45</u>	<u>\$2,900.00</u>	<u>\$3,500.00</u>
	<i>Occupancy</i>				
6401	Rent	17,394.70	21,420.24	23,000.00	24,000.00
6403	Custodial Services	1,520.95	4,123.65	6,000.00	6,000.00
6405	Electric	2,029.01	2,472.82	3,000.00	3,000.00
6406	Gas	559.85	329.00	600.00	600.00
6407	Water	141.11	116.19	200.00	200.00
6408	Sewage	42.07	64.83	150.00	150.00



# Budget Worksheet Report

Budget Year 2022

Account	Account Description	2019 Actual Amount	2020 Actual Amount	2021 Adopted Budget	2022 Final
Fund 275	<b>Early Intervention</b>				
	<b>EXPENSE</b>				
	Department <b>5275 - Early Intervention</b>				
	Occupancy				
6409	Rubbish Removal	55.66	70.26	100.00	100.00
6413	Storage	.00	183.74	300.00	300.00
	<i>Occupancy Totals</i>	<u>\$21,743.35</u>	<u>\$28,780.73</u>	<u>\$33,350.00</u>	<u>\$34,350.00</u>
	Communication				
6501	Telephone / Internet	6,691.44	10,656.38	10,000.00	10,000.00
6504	Postage	1,292.88	1,935.79	1,800.00	10,000.00
6506	Printing	151.52	336.44	500.00	1,000.00
6507	Advertising	19.89	34.84	800.00	800.00
	<i>Communication Totals</i>	<u>\$8,155.73</u>	<u>\$12,963.45</u>	<u>\$13,100.00</u>	<u>\$21,800.00</u>
	Supplies and Minor Equipment				
6414.1401	Repairs & Maintenance - Buildings	1,164.57	4,313.57	3,000.00	.00
6414.1405	Repairs & Maintenance - Vehicles	228.80	46.61	500.00	.00
6601.1607	Supplies - Other	3,015.44	2,523.59	3,500.00	4,000.00
6602	Minor Equipment Purchases	1,267.32	.00	1,000.00	1,000.00
6604.1607	Minor Outlay - Computer Hardware	1,588.92	102.42	2,500.00	1,000.00
6604.1608	Minor Outlay - Computer Software	690.31	.00	1,100.00	1,000.00
6604.1609	Minor Outlay - Computer Supplies	.00	37.05	800.00	1,000.00
6606	Maintenance Agreements	1,425.88	1,211.88	2,000.00	2,000.00
	<i>Supplies and Minor Equipment Totals</i>	<u>\$9,381.24</u>	<u>\$8,235.12</u>	<u>\$14,400.00</u>	<u>\$10,000.00</u>
	Transportation				
6751	Travel	12,787.70	2,009.70	12,000.00	12,000.00
7557	Gasoline	565.70	163.05	800.00	800.00
	<i>Transportation Totals</i>	<u>\$13,353.40</u>	<u>\$2,172.75</u>	<u>\$12,800.00</u>	<u>\$12,800.00</u>
	Consultant / Contracted Services				
6851	Auditing	2,646.00	(400.00)	2,400.00	2,400.00
6853	Legal	.00	507.20	1,500.00	1,500.00
6860	Misc Contracted Services	7,720.91	16,039.18	20,000.00	40,000.00
	<i>Consultant / Contracted Services Totals</i>	<u>\$10,366.91</u>	<u>\$16,146.38</u>	<u>\$23,900.00</u>	<u>\$43,900.00</u>
	Sub-Contracted Services				
6951	Human Service Providers	941,172.16	661,023.97	800,000.00	750,000.00
	<i>Sub-Contracted Services Totals</i>	<u>\$941,172.16</u>	<u>\$661,023.97</u>	<u>\$800,000.00</u>	<u>\$750,000.00</u>
	Debt Payments				
7065	Principal Capital Lease	394.56	639.70	400.00	400.00



# Budget Worksheet Report

Budget Year 2022

Account	Account Description	2019 Actual Amount	2020 Actual Amount	2021 Adopted Budget	2022 Final
Fund 275	<b>Early Intervention</b>				
	<b>EXPENSE</b>				
	Department 5275 - Early Intervention				
	Debt Payments				
	<i>Debt Payments Totals</i>	\$394.56	\$639.70	\$400.00	\$400.00
	<i>General Administration</i>				
7103	Board Member Expenses	155.13	72.13	200.00	200.00
7108	Indirect Expense	5,124.42	12,896.47	22,000.00	20,000.00
7122	Other Expenses	2,184.58	1,423.20	2,500.00	5,000.00
7125	COVID-19 Expenses	.00	3,909.20	10,000.00	.00
	<i>General Administration Totals</i>	\$7,464.13	\$18,301.00	\$34,700.00	\$25,200.00
	<i>Capital Outlay</i>				
7751	Capital Outlay - Vehicles	8,918.93	.00	.00	.00
	<i>Capital Outlay Totals</i>	\$8,918.93	\$0.00	\$0.00	\$0.00
	<i>Budgetary Fund Balance</i>				
8900	Budgetary Ending Fund Balance	.00	.00	135,041.00	17,788.00
	<i>Budgetary Fund Balance Totals</i>	\$0.00	\$0.00	\$135,041.00	\$17,788.00
	Department 5275 - Early Intervention Totals	\$1,688,046.97	\$1,408,390.07	\$1,867,600.00	\$1,730,940.00
	<b>EXPENSE TOTALS</b>	\$1,688,046.97	\$1,408,390.07	\$1,867,600.00	\$1,730,940.00
	Fund 275 - Early Intervention Totals				
	<b>REVENUE TOTALS</b>	\$1,551,964.40	\$1,690,854.60	\$1,867,600.00	\$1,730,940.00
	<b>EXPENSE TOTALS</b>	\$1,688,046.97	\$1,408,390.07	\$1,867,600.00	\$1,730,940.00
	Fund 275 - Early Intervention Totals	(\$136,082.57)	\$282,464.53	\$0.00	\$0.00
Fund 280	<b>Tourist Promotion</b>				
	<b>REVENUE</b>				
	Department 7280 - Tourist Promotion				
	Local Hotel Room Tax				
4050	Hotel Room Tax - Local	785,922.47	504,778.15	510,850.00	646,747.00
	<i>Local Hotel Room Tax Totals</i>	\$785,922.47	\$504,778.15	\$510,850.00	\$646,747.00
	<i>Tax</i>				
4055	Sales Tax	1,186.27	.00	.00	.00
	<i>Tax Totals</i>	\$1,186.27	\$0.00	\$0.00	\$0.00
	<i>Departmental Earnings</i>				
5501	Program Income - Culture/Recreation/Conservation	.00	17.00	.00	35,000.00
	<i>Departmental Earnings Totals</i>	\$0.00	\$17.00	\$0.00	\$35,000.00





# Budget Worksheet Report

Budget Year 2022

Account	Account Description	2019 Actual Amount	2020 Actual Amount	2021 Adopted Budget	2022 Final
Fund 280	<b>Tourist Promotion</b>				
	<b>REVENUE</b>				
	Department <b>7280 - Tourist Promotion</b>				
	<i>Investment Earnings</i>				
4081	Interest	31.20	49.23	30.00	30.00
	<i>Investment Earnings Totals</i>	<u>\$31.20</u>	<u>\$49.23</u>	<u>\$30.00</u>	<u>\$30.00</u>
	<i>Budgetary Fund Balance</i>				
3905	Budgetary Beginning Fund Balance Reserved	.00	.00	153,223.00	153,223.00
	<i>Budgetary Fund Balance Totals</i>	<u>\$0.00</u>	<u>\$0.00</u>	<u>\$153,223.00</u>	<u>\$153,223.00</u>
	Department <b>7280 - Tourist Promotion Totals</b>	<u>\$787,139.94</u>	<u>\$504,844.38</u>	<u>\$664,103.00</u>	<u>\$835,000.00</u>
	<b>REVENUE TOTALS</b>	<u>\$787,139.94</u>	<u>\$504,844.38</u>	<u>\$664,103.00</u>	<u>\$835,000.00</u>
	<b>EXPENSE</b>				
	Department <b>7280 - Tourist Promotion</b>				
	<i>Wages and Salaries</i>				
6006	Full Time Wages	76,954.23	75,817.59	81,410.00	81,410.00
6007	Part Time Wages	13,808.97	363.79	.00	.00
	<i>Wages and Salaries Totals</i>	<u>\$90,763.20</u>	<u>\$76,181.38</u>	<u>\$81,410.00</u>	<u>\$81,410.00</u>
	<i>Premium Wages</i>				
6077	Contracted Sick & Vacation Buy Back	.00	736.37	.00	.00
6080	Overtime	24.93	.00	.00	.00
	<i>Premium Wages Totals</i>	<u>\$24.93</u>	<u>\$736.37</u>	<u>\$0.00</u>	<u>\$0.00</u>
	<i>Fringe Benefits</i>				
6101	FICA	5,497.69	4,623.13	5,047.00	5,047.00
6102	Medicare	1,285.77	1,081.23	1,000.00	1,000.00
6104	Health	21,600.00	21,000.00	44,500.00	44,500.00
6105	Dental	909.24	887.70	1,000.00	1,000.00
6106	Vision	239.28	233.61	250.00	250.00
6107	Life	308.40	133.27	150.00	150.00
6108	Sick & Accident	294.63	272.61	300.00	300.00
	<i>Fringe Benefits Totals</i>	<u>\$30,135.01</u>	<u>\$28,231.55</u>	<u>\$52,247.00</u>	<u>\$52,247.00</u>
	<i>Fringe Benefits Other</i>				
6103	Retirement	8,803.94	7,923.94	8,828.00	8,828.00
6109	Workers Compensation	255.30	175.55	250.00	250.00
	<i>Fringe Benefits Other Totals</i>	<u>\$9,059.24</u>	<u>\$8,099.49</u>	<u>\$9,078.00</u>	<u>\$9,078.00</u>
	<i>Personnel Expense</i>				
6201	Dues / Memberships	1,238.00	1,148.56	1,370.00	1,370.00
6202	Books and Subscriptions	309.80	309.80	325.00	325.00



# Budget Worksheet Report

Budget Year 2022

Account	Account Description	2019 Actual Amount	2020 Actual Amount	2021 Adopted Budget	2022 Final
Fund 280	<b>Tourist Promotion</b>				
	<b>EXPENSE</b>				
	Department <b>7280 - Tourist Promotion</b>				
	<i>Personnel Expense</i>				
6203	Training	9,350.00	.00	5,000.00	5,000.00
6209	Employee Physicals	.00	.00	100.00	100.00
6212	Employee Assistance Program	18.00	18.00	18.00	18.00
6213	Background Checks	58.85	.00	60.00	60.00
	<i>Personnel Expense Totals</i>	<b>\$10,974.65</b>	<b>\$1,476.36</b>	<b>\$6,873.00</b>	<b>\$6,873.00</b>
	<i>Communication</i>				
6502	Cellular / Air Card Service	2,360.46	746.37	1,000.00	1,000.00
6503	Data Circuits	521.04	521.04	600.00	600.00
6504	Postage	6,406.79	1,822.16	5,000.00	5,000.00
6506	Printing	56,588.11	61,463.28	32,000.00	32,000.00
6507	Advertising	204,190.89	37,071.41	225,595.00	225,595.00
	<i>Communication Totals</i>	<b>\$270,067.29</b>	<b>\$101,624.26</b>	<b>\$264,195.00</b>	<b>\$264,195.00</b>
	<i>Supplies and Minor Equipment</i>				
6601.1607	Supplies - Other	3,452.63	861.55	3,500.00	3,500.00
6602	Minor Equipment Purchases	117.44	2,813.94	.00	.00
6604.1607	Minor Outlay - Computer Hardware	825.49	.00	.00	.00
6604.1608	Minor Outlay - Computer Software	935.68	1,232.62	1,400.00	1,400.00
6606	Maintenance Agreements	389.00	428.00	450.00	450.00
	<i>Supplies and Minor Equipment Totals</i>	<b>\$5,720.24</b>	<b>\$5,336.11</b>	<b>\$5,350.00</b>	<b>\$5,350.00</b>
	<i>Transportation</i>				
6751	Travel	1,921.69	491.73	4,500.00	4,500.00
	<i>Transportation Totals</i>	<b>\$1,921.69</b>	<b>\$491.73</b>	<b>\$4,500.00</b>	<b>\$4,500.00</b>
	<i>Consultant / Contracted Services</i>				
6851	Auditing	4,049.50	910.00	5,000.00	5,000.00
6860	Misc Contracted Services	109,995.95	41,498.68	67,350.00	67,350.00
	<i>Consultant / Contracted Services Totals</i>	<b>\$114,045.45</b>	<b>\$42,408.68</b>	<b>\$72,350.00</b>	<b>\$72,350.00</b>
	<i>General Administration</i>				
7103	Board Member Expenses	314.51	.00	600.00	600.00
7106	Special Project	20,000.00	20,000.00	25,000.00	25,000.00
7112	Promotional Expenses	5,870.08	3,715.90	5,000.00	5,000.00
7122	Other Expenses	51,982.11	60,517.50	97,500.00	97,500.00



# Budget Worksheet Report

Budget Year 2022

Account	Account Description	2019 Actual Amount	2020 Actual Amount	2021 Adopted Budget	2022 Final
Fund 280	<b>Tourist Promotion</b>				
	<b>EXPENSE</b>				
	Department <b>7280 - Tourist Promotion</b>				
	General Administration				
	<i>General Administration Totals</i>	\$78,166.70	\$84,233.40	\$128,100.00	\$128,100.00
	<i>Capital Outlay</i>				
7757	Capital Outlay - Buildings	.00	.00	40,000.00	40,000.00
	<i>Capital Outlay Totals</i>	\$0.00	\$0.00	\$40,000.00	\$40,000.00
	<i>Budgetary Fund Balance</i>				
8900	Budgetary Ending Fund Balance	.00	.00	.00	170,897.00
	<i>Budgetary Fund Balance Totals</i>	\$0.00	\$0.00	\$0.00	\$170,897.00
	Department <b>7280 - Tourist Promotion Totals</b>	\$610,878.40	\$348,819.33	\$664,103.00	\$835,000.00
	<b>EXPENSE TOTALS</b>	\$610,878.40	\$348,819.33	\$664,103.00	\$835,000.00
	Fund <b>280 - Tourist Promotion Totals</b>				
	<b>REVENUE TOTALS</b>	\$787,139.94	\$504,844.38	\$664,103.00	\$835,000.00
	<b>EXPENSE TOTALS</b>	\$610,878.40	\$348,819.33	\$664,103.00	\$835,000.00
	Fund <b>280 - Tourist Promotion Totals</b>	\$176,261.54	\$156,025.05	\$0.00	\$0.00
Fund 282	<b>Community Development</b>				
	<b>REVENUE</b>				
	Department <b>6280 - CDBG</b>				
	Intergovernmental -- Federal Grants				
4116.14218	CDBG / Entitlement Grants	2,953,236.57	3,067,275.40	3,433,562.00	3,500,000.00
	<i>Intergovernmental -- Federal Grants Totals</i>	\$2,953,236.57	\$3,067,275.40	\$3,433,562.00	\$3,500,000.00
	<i>Intergovernmental - State Grants</i>				
4265.9073	PA Housing Affordability and Rehab Enhancement Grant	.00	2,672.46	.00	.00
	<i>Intergovernmental - State Grants Totals</i>	\$0.00	\$2,672.46	\$0.00	\$0.00
	<i>Departmental Earnings</i>				
5101	Program Income - Human Service	124,947.22	100,316.41	100,000.00	180,000.00
	<i>Departmental Earnings Totals</i>	\$124,947.22	\$100,316.41	\$100,000.00	\$180,000.00
	Department <b>6280 - CDBG Totals</b>	\$3,078,183.79	\$3,170,264.27	\$3,533,562.00	\$3,680,000.00
	Department <b>6281 - Home</b>				
	Sub-Department <b>059 - Home</b>				
	Intergovernmental -- Federal Grants				
4116.14239	Home Investment Partnerships Program	385,286.72	178,651.08	550,000.00	550,000.00
	<i>Intergovernmental -- Federal Grants Totals</i>	\$385,286.72	\$178,651.08	\$550,000.00	\$550,000.00



# Budget Worksheet Report

Budget Year 2022

Account	Account Description	2019 Actual Amount	2020 Actual Amount	2021 Adopted Budget	2022 Final
Fund 282	<b>Community Development</b>				
	<b>REVENUE</b>				
	Department <b>6281 - Home</b>				
	Sub-Department <b>059 - Home</b>				
	<i>Departmental Earnings</i>				
5304	HDF Reinvestment	.00	.00	640,000.00	640,000.00
	<i>Departmental Earnings Totals</i>	\$0.00	\$0.00	\$640,000.00	\$640,000.00
	<i>Investment Earnings</i>				
4081	Interest	64.56	70.04	100.00	100.00
	<i>Investment Earnings Totals</i>	\$64.56	\$70.04	\$100.00	\$100.00
	Sub-Department <b>059 - Home Totals</b>	\$385,351.28	\$178,721.12	\$1,190,100.00	\$1,190,100.00
	Sub-Department <b>060 - Affordable Housing</b>				
	<i>Departmental Earnings</i>				
5101	Program Income - Human Service	.00	.00	2,000.00	2,000.00
5301	Recording Fees	116,201.80	124,003.10	184,000.00	284,000.00
	<i>Departmental Earnings Totals</i>	\$116,201.80	\$124,003.10	\$186,000.00	\$286,000.00
	<i>Investment Earnings</i>				
4081	Interest	26.83	16.59	30.00	30.00
	<i>Investment Earnings Totals</i>	\$26.83	\$16.59	\$30.00	\$30.00
	Sub-Department <b>060 - Affordable Housing Totals</b>	\$116,228.63	\$124,019.69	\$186,030.00	\$286,030.00
	Department <b>6281 - Home Totals</b>	\$501,579.91	\$302,740.81	\$1,376,130.00	\$1,476,130.00
	Department <b>6282 - CoC Grant</b>				
	<i>Intergovernmental -- Federal Grants</i>				
4116.14267	Continuum of Care Program	82,944.50	58,284.04	72,000.00	128,000.00
	<i>Intergovernmental -- Federal Grants Totals</i>	\$82,944.50	\$58,284.04	\$72,000.00	\$128,000.00
	Department <b>6282 - CoC Grant Totals</b>	\$82,944.50	\$58,284.04	\$72,000.00	\$128,000.00
	Department <b>6283 - ESG</b>				
	<i>Intergovernmental -- Federal Grants</i>				
4116.14231	Emergency Solutions Grant Program	307,836.92	414,601.64	322,025.00	525,000.00
	<i>Intergovernmental -- Federal Grants Totals</i>	\$307,836.92	\$414,601.64	\$322,025.00	\$525,000.00
	Department <b>6283 - ESG Totals</b>	\$307,836.92	\$414,601.64	\$322,025.00	\$525,000.00
	Department <b>6284 - Section 108 - Loan Guarantee</b>				
	<i>Intergovernmental -- Federal Grants</i>				
4116.14248	CDBG - Section 108 Loan Guarantees	356,719.26	.00	1,596,010.00	1,596,000.00
	<i>Intergovernmental -- Federal Grants Totals</i>	\$356,719.26	\$0.00	\$1,596,010.00	\$1,596,000.00
	Department <b>6284 - Section 108 - Loan Guarantee Totals</b>	\$356,719.26	\$0.00	\$1,596,010.00	\$1,596,000.00



# Budget Worksheet Report

Budget Year 2022

Account	Account Description	2019 Actual Amount	2020 Actual Amount	2021 Adopted Budget	2022 Final
Fund 282	<b>Community Development</b>				
<b>REVENUE</b>					
Department 6295 - PA Housing Finance Agency					
<i>Intergovernmental - State Grants</i>					
4265.9073	PA Housing Affordability and Rehab Enhancement Grant	45,048.68	716,392.06	79,140.00	279,140.00
<i>Intergovernmental - State Grants Totals</i>		<u>\$45,048.68</u>	<u>\$716,392.06</u>	<u>\$79,140.00</u>	<u>\$279,140.00</u>
<i>Investment Earnings</i>					
4081	Interest	3.51	23.71	10.00	20.00
<i>Investment Earnings Totals</i>		<u>\$3.51</u>	<u>\$23.71</u>	<u>\$10.00</u>	<u>\$20.00</u>
Department 6295 - PA Housing Finance Agency Totals		<u>\$45,052.19</u>	<u>\$716,415.77</u>	<u>\$79,150.00</u>	<u>\$279,160.00</u>
Department 6296 - Support for Veteran Families					
<i>Intergovernmental -- Federal Grants</i>					
4165.64033	VA Supportive Services for Veteran Families Program	61,310.00	81,705.00	97,980.00	100,000.00
<i>Intergovernmental -- Federal Grants Totals</i>		<u>\$61,310.00</u>	<u>\$81,705.00</u>	<u>\$97,980.00</u>	<u>\$100,000.00</u>
Department 6296 - Support for Veteran Families Totals		<u>\$61,310.00</u>	<u>\$81,705.00</u>	<u>\$97,980.00</u>	<u>\$100,000.00</u>
<b>REVENUE TOTALS</b>		<u>\$4,433,626.57</u>	<u>\$4,744,011.53</u>	<u>\$7,076,857.00</u>	<u>\$7,784,290.00</u>
<b>EXPENSE</b>					
Department 6280 - CDBG					
<i>Wages and Salaries</i>					
6006	Full Time Wages	401,755.74	412,888.95	410,000.00	410,000.00
6008	Other Wages - Temp / Season / Etc	.00	.00	.00	10,000.00
<i>Wages and Salaries Totals</i>		<u>\$401,755.74</u>	<u>\$412,888.95</u>	<u>\$410,000.00</u>	<u>\$420,000.00</u>
<i>Premium Wages</i>					
6077	Contracted Sick & Vacation Buy Back	189.01	1,470.98	500.00	500.00
6078	Lump Sum Longevity Pay	1,806.25	1,806.25	2,500.00	2,500.00
<i>Premium Wages Totals</i>		<u>\$1,995.26</u>	<u>\$3,277.23</u>	<u>\$3,000.00</u>	<u>\$3,000.00</u>
<i>Fringe Benefits</i>					
6101	FICA	24,339.98	24,971.96	25,000.00	25,000.00
6102	Medicare	5,692.29	5,840.27	6,000.00	6,000.00
6104	Health	103,800.03	113,039.98	132,610.00	132,610.00
6105	Dental	4,369.19	4,758.12	4,804.00	4,804.00
6106	Vision	1,149.59	1,251.96	1,264.00	1,264.00
6107	Life	1,257.27	708.46	1,123.00	1,123.00
6108	Sick & Accident	1,553.11	1,507.69	1,442.00	1,442.00
<i>Fringe Benefits Totals</i>		<u>\$142,161.46</u>	<u>\$152,078.44</u>	<u>\$172,243.00</u>	<u>\$172,243.00</u>
<i>Fringe Benefits Other</i>					
6103	Retirement	48,450.03	41,541.14	46,281.00	46,281.00



# Budget Worksheet Report

Budget Year 2022

Account	Account Description	2019 Actual Amount	2020 Actual Amount	2021 Adopted Budget	2022 Final
Fund 282	<b>Community Development</b>				
	<b>EXPENSE</b>				
	Department <b>6280 - CDBG</b>				
	<i>Fringe Benefits Other</i>				
6109	Workers Compensation	944.70	963.61	1,041.00	1,041.00
6110	Unemployment Compensation	.00	105.56	.00	.00
	<i>Fringe Benefits Other Totals</i>	<b>\$49,394.73</b>	<b>\$42,610.31</b>	<b>\$47,322.00</b>	<b>\$47,322.00</b>
	<i>Personnel Expense</i>				
6201	Dues / Memberships	3,350.00	3,236.35	3,625.00	3,625.00
6202	Books and Subscriptions	367.00	471.00	300.00	300.00
6203	Training	395.00	.00	900.00	900.00
6209	Employee Physicals	136.00	.00	.00	.00
6212	Employee Assistance Program	126.00	126.00	126.00	126.00
6213	Background Checks	58.85	.00	.00	.00
	<i>Personnel Expense Totals</i>	<b>\$4,432.85</b>	<b>\$3,833.35</b>	<b>\$4,951.00</b>	<b>\$4,951.00</b>
	<i>Occupancy</i>				
6401	Rent	11,611.31	5,564.07	16,000.00	16,000.00
6403	Custodial Services	6,783.20	7,282.78	7,500.00	7,500.00
6405	Electric	1,073.75	687.57	3,540.00	3,540.00
6407	Water	444.59	144.18	500.00	500.00
6408	Sewage	386.65	131.66	500.00	500.00
6413	Storage	612.84	453.12	600.00	600.00
	<i>Occupancy Totals</i>	<b>\$20,912.34</b>	<b>\$14,263.38</b>	<b>\$28,640.00</b>	<b>\$28,640.00</b>
	<i>Communication</i>				
6502	Cellular / Air Card Service	498.70	4,086.39	1,160.00	9,000.00
6503	Data Circuits	3,473.76	3,473.76	9,500.00	9,500.00
6504	Postage	1,809.12	599.40	2,000.00	2,000.00
6507	Advertising	7,414.48	9,066.62	5,000.00	5,000.00
	<i>Communication Totals</i>	<b>\$13,196.06</b>	<b>\$17,226.17</b>	<b>\$17,660.00</b>	<b>\$25,500.00</b>
	<i>Supplies and Minor Equipment</i>				
6414.1401	Repairs & Maintenance - Buildings	273.41	274.68	2,500.00	2,500.00
6414.1404	Repairs & Maintenance - Equipment	53.80	53.80	150.00	500.00
6601.1607	Supplies - Other	3,581.18	3,693.62	3,000.00	3,000.00
6602	Minor Equipment Purchases	1,480.20	936.62	1,000.00	1,000.00
6603	Equipment Rental	360.50	235.00	500.00	500.00



# Budget Worksheet Report

Budget Year 2022

Account	Account Description	2019 Actual Amount	2020 Actual Amount	2021 Adopted Budget	2022 Final
Fund 282	<b>Community Development</b>				
	<b>EXPENSE</b>				
	Department <b>6280 - CDBG</b>				
	<i>Supplies and Minor Equipment</i>				
6604.1607	Minor Outlay - Computer Hardware	2,521.39	7,873.24	.00	.00
6604.1608	Minor Outlay - Computer Software	3,040.66	.00	.00	.00
6606	Maintenance Agreements	1,976.43	1,653.50	5,000.00	5,000.00
	<i>Supplies and Minor Equipment Totals</i>	<b>\$13,287.57</b>	<b>\$14,720.46</b>	<b>\$12,150.00</b>	<b>\$12,500.00</b>
	<i>Transportation</i>				
6751	Travel	5,999.03	2,531.52	5,000.00	5,000.00
	<i>Transportation Totals</i>	<b>\$5,999.03</b>	<b>\$2,531.52</b>	<b>\$5,000.00</b>	<b>\$5,000.00</b>
	<i>Consultant / Contracted Services</i>				
6851	Auditing	3,507.08	2,600.00	4,000.00	4,000.00
6873	Providers of Grant Service	2,076,033.99	2,033,271.75	2,383,433.00	2,496,681.00
	<i>Consultant / Contracted Services Totals</i>	<b>\$2,079,541.07</b>	<b>\$2,035,871.75</b>	<b>\$2,387,433.00</b>	<b>\$2,500,681.00</b>
	<i>Debt Payments</i>				
7051	Section 108 Principal Payments	309,000.00	309,000.00	309,000.00	309,000.00
7052	Section 108 Interest Payments	45,845.08	66,162.20	66,163.00	66,163.00
	<i>Debt Payments Totals</i>	<b>\$354,845.08</b>	<b>\$375,162.20</b>	<b>\$375,163.00</b>	<b>\$375,163.00</b>
	<i>General Administration</i>				
7108	Indirect Expense	70,000.00	63,500.00	70,000.00	85,000.00
	<i>General Administration Totals</i>	<b>\$70,000.00</b>	<b>\$63,500.00</b>	<b>\$70,000.00</b>	<b>\$85,000.00</b>
	Department <b>6280 - CDBG Totals</b>	<b>\$3,157,521.19</b>	<b>\$3,137,963.76</b>	<b>\$3,533,562.00</b>	<b>\$3,680,000.00</b>
	Department <b>6281 - Home</b>				
	Sub-Department <b>059 - Home</b>				
	<i>Wages and Salaries</i>				
6006	Full Time Wages	27,057.75	27,911.24	28,000.00	28,000.00
	<i>Wages and Salaries Totals</i>	<b>\$27,057.75</b>	<b>\$27,911.24</b>	<b>\$28,000.00</b>	<b>\$28,000.00</b>
	<i>Premium Wages</i>				
6077	Contracted Sick & Vacation Buy Back	5.25	32.83	100.00	100.00
6078	Lump Sum Longevity Pay	231.25	231.25	500.00	500.00
	<i>Premium Wages Totals</i>	<b>\$236.50</b>	<b>\$264.08</b>	<b>\$600.00</b>	<b>\$600.00</b>
	<i>Fringe Benefits</i>				
6101	FICA	1,636.43	1,690.46	1,774.00	1,774.00
6102	Medicare	382.78	395.40	415.00	415.00
6104	Health	6,599.98	6,840.01	8,455.00	8,455.00
6105	Dental	277.68	287.76	304.00	304.00



# Budget Worksheet Report

Budget Year 2022

Account	Account Description	2019 Actual Amount	2020 Actual Amount	2021 Adopted Budget	2022 Final
Fund 282	Community Development				
<b>EXPENSE</b>					
Department 6281 - Home					
Sub-Department 059 - Home					
<i>Fringe Benefits</i>					
6106	Vision	73.08	75.72	80.00	80.00
6107	Life	76.07	42.74	71.00	71.00
6108	Sick & Accident	95.55	91.80	100.00	100.00
<i>Fringe Benefits Totals</i>		\$9,141.57	\$9,423.89	\$11,199.00	\$11,199.00
<i>Fringe Benefits Other</i>					
6103	Retirement	3,232.94	2,809.03	3,130.00	3,130.00
6109	Workers Compensation	64.93	65.11	69.00	69.00
<i>Fringe Benefits Other Totals</i>		\$3,297.87	\$2,874.14	\$3,199.00	\$3,199.00
<i>Personnel Expense</i>					
6201	Dues / Memberships	.00	.00	1,000.00	1,000.00
<i>Personnel Expense Totals</i>		\$0.00	\$0.00	\$1,000.00	\$1,000.00
<i>Occupancy</i>					
6401	Rent	3,000.00	500.00	3,000.00	3,000.00
6405	Electric	.00	.00	500.00	500.00
6407	Water	.00	.00	200.00	200.00
6408	Sewage	.00	.00	200.00	200.00
<i>Occupancy Totals</i>		\$3,000.00	\$500.00	\$3,900.00	\$3,900.00
<i>Communication</i>					
6504	Postage	150.00	.00	150.00	150.00
6507	Advertising	86.47	98.58	200.00	200.00
<i>Communication Totals</i>		\$236.47	\$98.58	\$350.00	\$350.00
<i>Supplies and Minor Equipment</i>					
6414.1401	Repairs & Maintenance - Buildings	.00	.00	1,000.00	1,000.00
6601.1607	Supplies - Other	.00	.00	200.00	200.00
6602	Minor Equipment Purchases	.00	.00	200.00	200.00
<i>Supplies and Minor Equipment Totals</i>		\$0.00	\$0.00	\$1,400.00	\$1,400.00
<i>Transportation</i>					
6751	Travel	161.24	.00	500.00	500.00
<i>Transportation Totals</i>		\$161.24	\$0.00	\$500.00	\$500.00
<i>Consultant / Contracted Services</i>					
6851	Auditing	1,500.00	1,000.00	1,500.00	1,500.00
6871	HDF Providers	.00	.00	640,000.00	640,000.00





# Budget Worksheet Report

Budget Year 2022

Account	Account Description	2019 Actual Amount	2020 Actual Amount	2021 Adopted Budget	2022 Final
Fund 282	<b>Community Development</b>				
	<b>EXPENSE</b>				
	Department <b>6281 - Home</b>				
	Sub-Department <b>059 - Home</b>				
	<i>Consultant / Contracted Services</i>				
6873	Providers of Grant Service	331,617.67	129,923.09	490,452.00	490,452.00
	<i>Consultant / Contracted Services Totals</i>	<b>\$333,117.67</b>	<b>\$130,923.09</b>	<b>\$1,131,952.00</b>	<b>\$1,131,952.00</b>
	<i>General Administration</i>				
7108	Indirect Expense	5,000.00	5,000.00	8,000.00	8,000.00
	<i>General Administration Totals</i>	<b>\$5,000.00</b>	<b>\$5,000.00</b>	<b>\$8,000.00</b>	<b>\$8,000.00</b>
	Sub-Department <b>059 - Home Totals</b>	<b>\$381,249.07</b>	<b>\$176,995.02</b>	<b>\$1,190,100.00</b>	<b>\$1,190,100.00</b>
	Sub-Department <b>060 - Affordable Housing</b>				
	<i>Consultant / Contracted Services</i>				
6873	Providers of Grant Service	165,248.46	197,954.90	186,030.00	286,030.00
	<i>Consultant / Contracted Services Totals</i>	<b>\$165,248.46</b>	<b>\$197,954.90</b>	<b>\$186,030.00</b>	<b>\$286,030.00</b>
	Sub-Department <b>060 - Affordable Housing Totals</b>	<b>\$165,248.46</b>	<b>\$197,954.90</b>	<b>\$186,030.00</b>	<b>\$286,030.00</b>
	Department <b>6281 - Home Totals</b>	<b>\$546,497.53</b>	<b>\$374,949.92</b>	<b>\$1,376,130.00</b>	<b>\$1,476,130.00</b>
	Department <b>6282 - CoC Grant</b>				
	<i>Occupancy</i>				
6401	Rent	500.00	.00	.00	1,500.00
	<i>Occupancy Totals</i>	<b>\$500.00</b>	<b>\$0.00</b>	<b>\$0.00</b>	<b>\$1,500.00</b>
	<i>Communication</i>				
6504	Postage	300.00	.00	.00	500.00
	<i>Communication Totals</i>	<b>\$300.00</b>	<b>\$0.00</b>	<b>\$0.00</b>	<b>\$500.00</b>
	<i>Supplies and Minor Equipment</i>				
6601.1607	Supplies - Other	140.07	.00	.00	500.00
	<i>Supplies and Minor Equipment Totals</i>	<b>\$140.07</b>	<b>\$0.00</b>	<b>\$0.00</b>	<b>\$500.00</b>
	<i>Consultant / Contracted Services</i>				
6851	Auditing	.00	.00	.00	1,000.00
6873	Providers of Grant Service	82,004.43	63,552.15	72,000.00	122,500.00
	<i>Consultant / Contracted Services Totals</i>	<b>\$82,004.43</b>	<b>\$63,552.15</b>	<b>\$72,000.00</b>	<b>\$123,500.00</b>
	<i>General Administration</i>				
7108	Indirect Expense	.00	.00	.00	2,000.00
	<i>General Administration Totals</i>	<b>\$0.00</b>	<b>\$0.00</b>	<b>\$0.00</b>	<b>\$2,000.00</b>
	Department <b>6282 - CoC Grant Totals</b>	<b>\$82,944.50</b>	<b>\$63,552.15</b>	<b>\$72,000.00</b>	<b>\$128,000.00</b>



# Budget Worksheet Report

Budget Year 2022

Account	Account Description	2019 Actual Amount	2020 Actual Amount	2021 Adopted Budget	2022 Final
Fund 282	Community Development				
<b>EXPENSE</b>					
Department 6283 - ESG					
Wages and Salaries					
6006	Full Time Wages	13,140.96	13,554.09	13,022.00	13,022.00
<i>Wages and Salaries Totals</i>		\$13,140.96	\$13,554.09	\$13,022.00	\$13,022.00
<i>Premium Wages</i>					
6077	Contracted Sick & Vacation Buy Back	5.25	10.52	100.00	100.00
6078	Lump Sum Longevity Pay	112.50	112.50	200.00	200.00
<i>Premium Wages Totals</i>		\$117.75	\$123.02	\$300.00	\$300.00
<i>Fringe Benefits</i>					
6101	FICA	794.02	820.61	825.00	825.00
6102	Medicare	185.72	191.77	193.00	193.00
6104	Health	3,239.96	3,239.98	4,005.00	4,005.00
6105	Dental	136.32	136.32	137.00	137.00
6106	Vision	36.00	36.00	36.00	36.00
6107	Life	35.80	20.25	32.00	32.00
6108	Sick & Accident	45.27	43.41	45.00	45.00
<i>Fringe Benefits Totals</i>		\$4,473.09	\$4,488.34	\$5,273.00	\$5,273.00
<i>Fringe Benefits Other</i>					
6103	Retirement	1,555.20	1,364.26	1,520.00	1,520.00
6109	Workers Compensation	31.39	31.30	32.00	32.00
<i>Fringe Benefits Other Totals</i>		\$1,586.59	\$1,395.56	\$1,552.00	\$1,552.00
<i>Personnel Expense</i>					
6201	Dues / Memberships	.00	1,095.00	325.00	325.00
<i>Personnel Expense Totals</i>		\$0.00	\$1,095.00	\$325.00	\$325.00
<i>Occupancy</i>					
6401	Rent	3,000.00	500.00	3,500.00	3,500.00
6405	Electric	339.27	.00	800.00	2,000.00
6407	Water	.00	.00	200.00	500.00
6408	Sewage	.00	.00	200.00	500.00
<i>Occupancy Totals</i>		\$3,339.27	\$500.00	\$4,700.00	\$6,500.00
<i>Communication</i>					
6502	Cellular / Air Card Service	.00	391.42	.00	2,500.00
6504	Postage	150.00	.00	300.00	500.00
6507	Advertising	86.47	98.58	500.00	1,000.00
<i>Communication Totals</i>		\$236.47	\$490.00	\$800.00	\$4,000.00



# Budget Worksheet Report

Budget Year 2022

Account	Account Description	2019 Actual Amount	2020 Actual Amount	2021 Adopted Budget	2022 Final
Fund 282	<b>Community Development</b>				
<b>EXPENSE</b>					
Department <b>6283 - ESG</b>					
<i>Supplies and Minor Equipment</i>					
6414.1401	Repairs & Maintenance - Buildings	.00	.00	500.00	2,000.00
6601.1607	Supplies - Other	.00	.00	500.00	2,000.00
6602	Minor Equipment Purchases	.00	.00	500.00	500.00
<i>Supplies and Minor Equipment Totals</i>		\$0.00	\$0.00	\$1,500.00	\$4,500.00
<i>Transportation</i>					
6751	Travel	.00	8.05	300.00	300.00
<i>Transportation Totals</i>		\$0.00	\$8.05	\$300.00	\$300.00
<i>Consultant / Contracted Services</i>					
6851	Auditing	1,500.00	1,000.00	1,500.00	2,000.00
6873	Providers of Grant Service	282,766.54	398,567.10	286,753.00	480,228.00
<i>Consultant / Contracted Services Totals</i>		\$284,266.54	\$399,567.10	\$288,253.00	\$482,228.00
<i>General Administration</i>					
7108	Indirect Expense	3,500.00	3,500.00	6,000.00	7,000.00
<i>General Administration Totals</i>		\$3,500.00	\$3,500.00	\$6,000.00	\$7,000.00
<b>Department 6283 - ESG Totals</b>		\$310,660.67	\$424,721.16	\$322,025.00	\$525,000.00
Department <b>6284 - Section 108 - Loan Guarantee</b>					
<i>Consultant / Contracted Services</i>					
6873	Providers of Grant Service	356,719.26	.00	1,596,010.00	1,596,000.00
<i>Consultant / Contracted Services Totals</i>		\$356,719.26	\$0.00	\$1,596,010.00	\$1,596,000.00
<b>Department 6284 - Section 108 - Loan Guarantee Totals</b>		\$356,719.26	\$0.00	\$1,596,010.00	\$1,596,000.00
Department <b>6295 - PA Housing Finance Agency</b>					
<i>Occupancy</i>					
6401	Rent	1,000.00	9,218.25	500.00	500.00
6405	Electric	.00	.00	500.00	500.00
<i>Occupancy Totals</i>		\$1,000.00	\$9,218.25	\$1,000.00	\$1,000.00
<i>Communication</i>					
6504	Postage	200.00	.00	.00	.00
<i>Communication Totals</i>		\$200.00	\$0.00	\$0.00	\$0.00
<i>Supplies and Minor Equipment</i>					
6414.1401	Repairs & Maintenance - Buildings	.00	38.18	1,000.00	1,000.00
6601.1607	Supplies - Other	357.08	831.64	500.00	500.00
<i>Supplies and Minor Equipment Totals</i>		\$357.08	\$869.82	\$1,500.00	\$1,500.00



# Budget Worksheet Report

Budget Year 2022

Account	Account Description	2019 Actual Amount	2020 Actual Amount	2021 Adopted Budget	2022 Final
Fund 282	<b>Community Development</b>				
	<b>EXPENSE</b>				
	Department 6295 - PA Housing Finance Agency				
	Consultant / Contracted Services				
6851	Auditing	1,992.92	1,000.00	500.00	750.00
6873	Providers of Grant Service	16,698.53	725,790.28	73,650.00	273,410.00
	Consultant / Contracted Services Totals	\$18,691.45	\$726,790.28	\$74,150.00	\$274,160.00
	General Administration				
7108	Indirect Expense	1,000.00	5,000.00	2,500.00	2,500.00
	General Administration Totals	\$1,000.00	\$5,000.00	\$2,500.00	\$2,500.00
	Department 6295 - PA Housing Finance Agency Totals	\$21,248.53	\$741,878.35	\$79,150.00	\$279,160.00
	Department 6296 - Support for Veteran Families				
	Occupancy				
6401	Rent	4,000.00	2,000.00	5,000.00	5,000.00
6405	Electric	.00	354.73	.00	.00
	Occupancy Totals	\$4,000.00	\$2,354.73	\$5,000.00	\$5,000.00
	Supplies and Minor Equipment				
6601.1607	Supplies - Other	.00	.00	900.00	1,000.00
	Supplies and Minor Equipment Totals	\$0.00	\$0.00	\$900.00	\$1,000.00
	Consultant / Contracted Services				
6851	Auditing	.00	.00	800.00	1,000.00
6873	Providers of Grant Service	120,933.87	82,146.15	88,280.00	90,000.00
	Consultant / Contracted Services Totals	\$120,933.87	\$82,146.15	\$89,080.00	\$91,000.00
	General Administration				
7108	Indirect Expense	3,500.00	3,500.00	3,000.00	3,000.00
	General Administration Totals	\$3,500.00	\$3,500.00	\$3,000.00	\$3,000.00
	Department 6296 - Support for Veteran Families Totals	\$128,433.87	\$88,000.88	\$97,980.00	\$100,000.00
	<b>EXPENSE TOTALS</b>	\$4,604,025.55	\$4,831,066.22	\$7,076,857.00	\$7,784,290.00
Fund 282	<b>Community Development Totals</b>				
	<b>REVENUE TOTALS</b>	\$4,433,626.57	\$4,744,011.53	\$7,076,857.00	\$7,784,290.00
	<b>EXPENSE TOTALS</b>	\$4,604,025.55	\$4,831,066.22	\$7,076,857.00	\$7,784,290.00
Fund 282	<b>Community Development Totals</b>	(\$170,398.98)	(\$87,054.69)	\$0.00	\$0.00
Fund 283	<b>Community Services Program</b>				
	<b>REVENUE</b>				
	Department 6285 - CSBG				
	Intergovernmental -- Federal Grants				
4185.93569	Community Services Block Grant	427,200.00	316,115.00	372,000.00	373,775.00



# Budget Worksheet Report

Budget Year 2022

Account	Account Description	2019 Actual Amount	2020 Actual Amount	2021 Adopted Budget	2022 Final
Fund 283	<b>Community Services Program</b>				
<b>REVENUE</b>					
Department 6285 - CSBG					
Intergovernmental -- Federal Grants					
Intergovernmental -- Federal Grants Totals		\$427,200.00	\$316,115.00	\$372,000.00	\$373,775.00
Investment Earnings					
4081	Interest	3.23	1.96	10.00	10.00
Investment Earnings Totals		\$3.23	\$1.96	\$10.00	\$10.00
Department 6285 - CSBG Totals		\$427,203.23	\$316,116.96	\$372,010.00	\$373,785.00
Department 6286 - Supported Work Program					
Intergovernmental -- Federal Grants					
4185.93558	Temporary Assistance for Needy Families	158,187.00	210,916.92	225,600.00	.00
Intergovernmental -- Federal Grants Totals		\$158,187.00	\$210,916.92	\$225,600.00	\$0.00
Investment Earnings					
4081	Interest	1.79	1.62	5.00	.00
Investment Earnings Totals		\$1.79	\$1.62	\$5.00	\$0.00
Department 6286 - Supported Work Program Totals		\$158,188.79	\$210,918.54	\$225,605.00	\$0.00
Department 6287 - Homeless Assistance Program					
Intergovernmental - State Grants					
4205.8003	Homeless Assistance Program	223,264.00	238,257.00	275,000.00	275,000.00
Intergovernmental - State Grants Totals		\$223,264.00	\$238,257.00	\$275,000.00	\$275,000.00
Investment Earnings					
4081	Interest	4.22	7.57	10.00	10.00
Investment Earnings Totals		\$4.22	\$7.57	\$10.00	\$10.00
Department 6287 - Homeless Assistance Program Totals		\$223,268.22	\$238,264.57	\$275,010.00	\$275,010.00
Department 6297 - Emergency Rental Assistance Program					
Intergovernmental -- Federal Grants					
4155.21023	Emergency Rental Assistance Program	.00	.00	.00	8,000,000.00
Intergovernmental -- Federal Grants Totals		\$0.00	\$0.00	\$0.00	\$8,000,000.00
Department 6297 - Emergency Rental Assistance Program Totals		\$0.00	\$0.00	\$0.00	\$8,000,000.00
<b>REVENUE TOTALS</b>		\$808,660.24	\$765,300.07	\$872,625.00	\$8,648,795.00
<b>EXPENSE</b>					
Department 6285 - CSBG					
Wages and Salaries					
6006	Full Time Wages	32,172.04	24,819.92	23,418.00	23,418.00
Wages and Salaries Totals		\$32,172.04	\$24,819.92	\$23,418.00	\$23,418.00



# Budget Worksheet Report

Budget Year 2022

Account	Account Description	2019 Actual Amount	2020 Actual Amount	2021 Adopted Budget	2022 Final
Fund 283	<b>Community Services Program</b>				
	<b>EXPENSE</b>				
	Department <b>6285 - CSBG</b>				
	<i>Premium Wages</i>				
6077	Contracted Sick & Vacation Buy Back	10.50	95.16	50.00	50.00
6078	Lump Sum Longevity Pay	100.00	100.00	200.00	200.00
	<i>Premium Wages Totals</i>	<b>\$110.50</b>	<b>\$195.16</b>	<b>\$250.00</b>	<b>\$250.00</b>
	<i>Fringe Benefits</i>				
6101	FICA	1,943.17	1,501.06	1,220.00	1,220.00
6102	Medicare	454.46	351.08	290.00	290.00
6104	Health	8,760.03	6,480.03	15,130.00	15,130.00
6105	Dental	368.83	272.88	220.00	220.00
6106	Vision	96.91	71.64	60.00	60.00
6107	Life	98.36	40.71	55.00	55.00
6108	Sick & Accident	122.33	87.16	75.00	75.00
	<i>Fringe Benefits Totals</i>	<b>\$11,844.09</b>	<b>\$8,804.56</b>	<b>\$17,050.00</b>	<b>\$17,050.00</b>
	<i>Fringe Benefits Other</i>				
6103	Retirement	2,320.65	3,321.95	3,701.00	3,701.00
6109	Workers Compensation	76.69	58.45	55.00	55.00
	<i>Fringe Benefits Other Totals</i>	<b>\$2,397.34</b>	<b>\$3,380.40</b>	<b>\$3,756.00</b>	<b>\$3,756.00</b>
	<i>Personnel Expense</i>				
6201	Dues / Memberships	2,517.05	2,100.00	2,518.00	2,518.00
6203	Training	.00	.00	200.00	200.00
6212	Employee Assistance Program	18.00	18.00	20.00	20.00
	<i>Personnel Expense Totals</i>	<b>\$2,535.05</b>	<b>\$2,118.00</b>	<b>\$2,738.00</b>	<b>\$2,738.00</b>
	<i>Occupancy</i>				
6401	Rent	8,000.00	11,400.00	8,000.00	8,000.00
6405	Electric	800.00	1,625.61	1,000.00	1,000.00
6407	Water	.00	151.07	200.00	200.00
6408	Sewage	.00	.00	200.00	200.00
	<i>Occupancy Totals</i>	<b>\$8,800.00</b>	<b>\$13,176.68</b>	<b>\$9,400.00</b>	<b>\$9,400.00</b>
	<i>Communication</i>				
6502	Cellular / Air Card Service	.00	.00	.00	450.00
6507	Advertising	301.98	303.54	500.00	500.00
	<i>Communication Totals</i>	<b>\$301.98</b>	<b>\$303.54</b>	<b>\$500.00</b>	<b>\$950.00</b>
	<i>Supplies and Minor Equipment</i>				
6414.1401	Repairs & Maintenance - Buildings	.00	163.33	1,000.00	1,000.00



# Budget Worksheet Report

Budget Year 2022

Account	Account Description	2019 Actual Amount	2020 Actual Amount	2021 Adopted Budget	2022 Final
Fund 283	<b>Community Services Program</b>				
	<b>EXPENSE</b>				
	Department <b>6285 - CSBG</b>				
	<i>Supplies and Minor Equipment</i>				
6601.1607	Supplies - Other	1,162.35	6,333.47	1,600.00	1,600.00
6602	Minor Equipment Purchases	.00	.00	.00	225.00
6604.1607	Minor Outlay - Computer Hardware	1,000.00	1,619.84	.00	.00
	<i>Supplies and Minor Equipment Totals</i>	<u>\$2,162.35</u>	<u>\$8,116.64</u>	<u>\$2,600.00</u>	<u>\$2,825.00</u>
	<i>Transportation</i>				
6751	Travel	1,697.15	.00	1,500.00	1,500.00
	<i>Transportation Totals</i>	<u>\$1,697.15</u>	<u>\$0.00</u>	<u>\$1,500.00</u>	<u>\$1,500.00</u>
	<i>Consultant / Contracted Services</i>				
6851	Auditing	1,000.00	3,000.00	1,000.00	1,000.00
6873	Providers of Grant Service	311,768.56	314,253.31	303,398.00	303,398.00
	<i>Consultant / Contracted Services Totals</i>	<u>\$312,768.56</u>	<u>\$317,253.31</u>	<u>\$304,398.00</u>	<u>\$304,398.00</u>
	<i>General Administration</i>				
7108	Indirect Expense	7,500.00	10,000.00	6,400.00	7,500.00
	<i>General Administration Totals</i>	<u>\$7,500.00</u>	<u>\$10,000.00</u>	<u>\$6,400.00</u>	<u>\$7,500.00</u>
	<b>Department 6285 - CSBG Totals</b>	<u>\$382,289.06</u>	<u>\$388,168.21</u>	<u>\$372,010.00</u>	<u>\$373,785.00</u>
	Department <b>6286 - Supported Work Program</b>				
	<i>Occupancy</i>				
6401	Rent	2,250.00	1,750.00	2,500.00	.00
6405	Electric	2,500.00	1,441.68	2,500.00	.00
6407	Water	120.18	.00	500.00	.00
6408	Sewage	92.96	.00	500.00	.00
	<i>Occupancy Totals</i>	<u>\$4,963.14</u>	<u>\$3,191.68</u>	<u>\$6,000.00</u>	<u>\$0.00</u>
	<i>Communication</i>				
6504	Postage	40.00	.00	.00	.00
	<i>Communication Totals</i>	<u>\$40.00</u>	<u>\$0.00</u>	<u>\$0.00</u>	<u>\$0.00</u>
	<i>Supplies and Minor Equipment</i>				
6414.1401	Repairs & Maintenance - Buildings	1,479.77	740.23	1,600.00	.00
6601.1607	Supplies - Other	764.64	1,000.00	1,505.00	.00
	<i>Supplies and Minor Equipment Totals</i>	<u>\$2,244.41</u>	<u>\$1,740.23</u>	<u>\$3,105.00</u>	<u>\$0.00</u>
	<i>Consultant / Contracted Services</i>				
6851	Auditing	300.00	400.00	500.00	.00
6873	Providers of Grant Service	201,089.04	201,726.00	216,000.00	.00



# Budget Worksheet Report

Budget Year 2022

Account	Account Description	2019 Actual Amount	2020 Actual Amount	2021 Adopted Budget	2022 Final
Fund 283	<b>Community Services Program</b>				
<b>EXPENSE</b>					
Department <b>6286 - Supported Work Program</b>					
<i>Consultant / Contracted Services</i>					
<i>Consultant / Contracted Services Totals</i>		\$201,389.04	\$202,126.00	\$216,500.00	\$0.00
Department <b>6286 - Supported Work Program Totals</b>		\$208,636.59	\$207,057.91	\$225,605.00	\$0.00
Department <b>6287 - Homeless Assistance Program</b>					
<i>Occupancy</i>					
6401	Rent	3,875.97	6,304.96	5,000.00	5,000.00
6405	Electric	3,244.30	1,056.25	3,000.00	3,000.00
6407	Water	.00	273.25	.00	.00
6408	Sewage	.00	387.17	.00	.00
<i>Occupancy Totals</i>		\$7,120.27	\$8,021.63	\$8,000.00	\$8,000.00
<i>Communication</i>					
6504	Postage	800.00	.00	.00	.00
6507	Advertising	86.46	98.58	300.00	300.00
<i>Communication Totals</i>		\$886.46	\$98.58	\$300.00	\$300.00
<i>Supplies and Minor Equipment</i>					
6414.1401	Repairs & Maintenance - Buildings	.00	699.90	500.00	500.00
6601.1607	Supplies - Other	664.97	1,222.92	1,000.00	1,000.00
6604.1607	Minor Outlay - Computer Hardware	2,767.72	955.91	.00	.00
<i>Supplies and Minor Equipment Totals</i>		\$3,432.69	\$2,878.73	\$1,500.00	\$1,500.00
<i>Consultant / Contracted Services</i>					
6851	Auditing	300.00	500.00	700.00	700.00
6873	Providers of Grant Service	173,396.91	233,781.42	261,510.00	261,510.00
<i>Consultant / Contracted Services Totals</i>		\$173,696.91	\$234,281.42	\$262,210.00	\$262,210.00
<i>General Administration</i>					
7108	Indirect Expense	.00	.00	3,000.00	3,000.00
<i>General Administration Totals</i>		\$0.00	\$0.00	\$3,000.00	\$3,000.00
Department <b>6287 - Homeless Assistance Program Totals</b>		\$185,136.33	\$245,280.36	\$275,010.00	\$275,010.00
Department <b>6297 - Emergency Rental Assistance Prog</b>					
<i>Occupancy</i>					
6401	Rent	.00	.00	.00	8,000.00
6405	Electric	.00	.00	.00	5,000.00
6407	Water	.00	.00	.00	500.00





# Budget Worksheet Report

Budget Year 2022

Account	Account Description	2019 Actual Amount	2020 Actual Amount	2021 Adopted Budget	2022 Final
Fund 283	<b>Community Services Program</b>				
	<b>EXPENSE</b>				
	Department 6297 - Emergency Rental Assistance Prog				
	Occupancy				
6408	Sewage	.00	.00	.00	500.00
	<i>Occupancy Totals</i>	\$0.00	\$0.00	\$0.00	\$14,000.00
	Communication				
6501	Telephone / Internet	.00	.00	.00	2,000.00
6502	Cellular / Air Card Service	.00	.00	.00	5,000.00
6507	Advertising	.00	.00	.00	2,000.00
	<i>Communication Totals</i>	\$0.00	\$0.00	\$0.00	\$9,000.00
	Supplies and Minor Equipment				
6414.1401	Repairs & Maintenance - Buildings	.00	.00	.00	2,000.00
6601.1607	Supplies - Other	.00	.00	.00	2,000.00
6602	Minor Equipment Purchases	.00	.00	.00	10,000.00
	<i>Supplies and Minor Equipment Totals</i>	\$0.00	\$0.00	\$0.00	\$14,000.00
	Consultant / Contracted Services				
6851	Auditing	.00	.00	.00	10,000.00
6873	Providers of Grant Service	.00	.00	.00	7,903,000.00
	<i>Consultant / Contracted Services Totals</i>	\$0.00	\$0.00	\$0.00	\$7,913,000.00
	General Administration				
7108	Indirect Expense	.00	.00	.00	50,000.00
	<i>General Administration Totals</i>	\$0.00	\$0.00	\$0.00	\$50,000.00
	Department 6297 - Emergency Rental Assistance Prog	\$0.00	\$0.00	\$0.00	\$8,000,000.00
	Totals				
	<b>EXPENSE TOTALS</b>	\$776,061.98	\$840,506.48	\$872,625.00	\$8,648,795.00
Fund 283	<b>Community Services Program Totals</b>				
	<b>REVENUE TOTALS</b>	\$808,660.24	\$765,300.07	\$872,625.00	\$8,648,795.00
	<b>EXPENSE TOTALS</b>	\$776,061.98	\$840,506.48	\$872,625.00	\$8,648,795.00
Fund 283	<b>Community Services Program Totals</b>	\$32,598.26	(\$75,206.41)	\$0.00	\$0.00
Fund 450	<b>Courtroom Improvement-DUI funded</b>				
	<b>REVENUE</b>				
	Department 4450 - Courtroom Improvement				
	Intergovernmental - State Grants				
4265.9072	Miscellaneous 1 Time State Grant	54,142.96	19,077.36	.00	.00
	<i>Intergovernmental - State Grants Totals</i>	\$54,142.96	\$19,077.36	\$0.00	\$0.00



# Budget Worksheet Report

Budget Year 2022

Account	Account Description	2019 Actual Amount	2020 Actual Amount	2021 Adopted Budget	2022 Final
Fund 450	<b>Courtroom Improvement-DUI funded</b>				
	<b>REVENUE</b>				
	Department 4450 - Courtroom Improvement				
	Investment Earnings				
4081	Interest	44.80	38.42	50.00	50.00
	<i>Investment Earnings Totals</i>	\$44.80	\$38.42	\$50.00	\$50.00
	<i>Other Financing Sources</i>				
5927	Operating Transfers In	100,729.76	73,986.68	105,481.00	100,000.00
	<i>Other Financing Sources Totals</i>	\$100,729.76	\$73,986.68	\$105,481.00	\$100,000.00
	<i>Budgetary Fund Balance</i>				
3900	Budgetary Beginning Fund Balance Unreserved	.00	.00	154,469.00	149,950.00
	<i>Budgetary Fund Balance Totals</i>	\$0.00	\$0.00	\$154,469.00	\$149,950.00
	Department 4450 - Courtroom Improvement Totals	\$154,917.52	\$93,102.46	\$260,000.00	\$250,000.00
	<b>REVENUE TOTALS</b>	\$154,917.52	\$93,102.46	\$260,000.00	\$250,000.00
	<b>EXPENSE</b>				
	Department 4450 - Courtroom Improvement				
	Supplies and Minor Equipment				
6414.1401	Repairs & Maintenance - Buildings	15,144.00	.00	.00	.00
6602	Minor Equipment Purchases	114,545.76	49,029.46	150,000.00	150,000.00
6604.1608	Minor Outlay - Computer Software	2,579.24	1,645.00	.00	.00
	<i>Supplies and Minor Equipment Totals</i>	\$132,269.00	\$50,674.46	\$150,000.00	\$150,000.00
	<i>General Administration</i>				
7125	COVID-19 Expenses	.00	4,919.74	.00	.00
	<i>General Administration Totals</i>	\$0.00	\$4,919.74	\$0.00	\$0.00
	<i>Capital Outlay</i>				
7753	Capital Outlay - Computer Hardware	35,000.00	.00	.00	.00
7754	Capital Outlay - Equipment	57,398.00	25,702.38	100,000.00	100,000.00
7757	Capital Outlay - Buildings	.00	.00	10,000.00	.00
	<i>Capital Outlay Totals</i>	\$92,398.00	\$25,702.38	\$110,000.00	\$100,000.00
	Department 4450 - Courtroom Improvement Totals	\$224,667.00	\$81,296.58	\$260,000.00	\$250,000.00
	<b>EXPENSE TOTALS</b>	\$224,667.00	\$81,296.58	\$260,000.00	\$250,000.00
Fund 450	<b>Courtroom Improvement-DUI funded Totals</b>				
	<b>REVENUE TOTALS</b>	\$154,917.52	\$93,102.46	\$260,000.00	\$250,000.00
	<b>EXPENSE TOTALS</b>	\$224,667.00	\$81,296.58	\$260,000.00	\$250,000.00
Fund 450	<b>Courtroom Improvement-DUI funded Totals</b>	(\$69,749.48)	\$11,805.88	\$0.00	\$0.00



# Budget Worksheet Report

Budget Year 2022

Account	Account Description	2019 Actual Amount	2020 Actual Amount	2021 Adopted Budget	2022 Final
Fund 460	<b>Capital Reserve</b>				
<b>REVENUE</b>					
Department 1460 - Capital Reserve Fund					
<i>Departmental Earnings</i>					
5608	Impact Fees	727,511.71	.00	.00	.00
<i>Departmental Earnings Totals</i>		\$727,511.71	\$0.00	\$0.00	\$0.00
<i>Investment Earnings</i>					
4081	Interest	24,109.02	33,978.61	.00	.00
<i>Investment Earnings Totals</i>		\$24,109.02	\$33,978.61	\$0.00	\$0.00
Department 1460 - Capital Reserve Fund Totals		\$751,620.73	\$33,978.61	\$0.00	\$0.00
<b>REVENUE TOTALS</b>		\$751,620.73	\$33,978.61	\$0.00	\$0.00
<b>EXPENSE</b>					
Department 1460 - Capital Reserve Fund					
<i>Subsidies</i>					
6304	Agriculture Preservation Board	70,000.00	170,000.00	.00	.00
<i>Subsidies Totals</i>		\$70,000.00	\$170,000.00	\$0.00	\$0.00
<i>Supplies and Minor Equipment</i>					
6604.1607	Minor Outlay - Computer Hardware	129,278.00	.00	.00	.00
<i>Supplies and Minor Equipment Totals</i>		\$129,278.00	\$0.00	\$0.00	\$0.00
<i>Consultant / Contracted Services</i>					
6860	Misc Contracted Services	23,282.60	126,206.81	.00	.00
<i>Consultant / Contracted Services Totals</i>		\$23,282.60	\$126,206.81	\$0.00	\$0.00
<i>Debt Payments</i>					
7065	Principal Capital Lease	64,039.70	50,782.47	.00	.00
7066	Interest Capital Lease	.00	13,257.23	.00	.00
<i>Debt Payments Totals</i>		\$64,039.70	\$64,039.70	\$0.00	\$0.00
<i>General Administration</i>					
7122	Other Expenses	3,926.89	.00	.00	.00
<i>General Administration Totals</i>		\$3,926.89	\$0.00	\$0.00	\$0.00
<i>Other Financing Uses</i>					
7801	Operating Transfers Out	.00	1,541,447.74	.00	.00
<i>Other Financing Uses Totals</i>		\$0.00	\$1,541,447.74	\$0.00	\$0.00
Department 1460 - Capital Reserve Fund Totals		\$290,527.19	\$1,901,694.25	\$0.00	\$0.00
<b>EXPENSE TOTALS</b>		\$290,527.19	\$1,901,694.25	\$0.00	\$0.00
Fund 460 - Capital Reserve Totals					
<b>REVENUE TOTALS</b>		\$751,620.73	\$33,978.61	\$0.00	\$0.00
<b>EXPENSE TOTALS</b>		\$290,527.19	\$1,901,694.25	\$0.00	\$0.00
Fund 460 - Capital Reserve Totals		\$461,093.54	(\$1,867,715.64)	\$0.00	\$0.00



# Budget Worksheet Report

Budget Year 2022

Account	Account Description	2019 Actual Amount	2020 Actual Amount	2021 Adopted Budget	2022 Final
Fund 461 - Act 13 Marcellus Unconventional					
<b>REVENUE</b>					
Department 1461 - Act 13 Marcellus Unconventional					
<i>Departmental Earnings</i>					
5608	Impact Fees	.00	494,895.13	.00	328,500.00
<i>Departmental Earnings Totals</i>		\$0.00	\$494,895.13	\$0.00	\$328,500.00
<i>Investment Earnings</i>					
4081	Interest	.00	258.03	.00	1,600.00
<i>Investment Earnings Totals</i>		\$0.00	\$258.03	\$0.00	\$1,600.00
<i>Other Financing Sources</i>					
5927	Operating Transfers In	.00	771,242.08	.00	.00
<i>Other Financing Sources Totals</i>		\$0.00	\$771,242.08	\$0.00	\$0.00
<i>Budgetary Fund Balance</i>					
3900	Budgetary Beginning Fund Balance Unreserved	.00	.00	500,000.00	1,076,450.00
<i>Budgetary Fund Balance Totals</i>		\$0.00	\$0.00	\$500,000.00	\$1,076,450.00
Department 1461 - Act 13 Marcellus Unconventional		\$0.00	\$1,266,395.24	\$500,000.00	\$1,406,550.00
Totals					
<b>REVENUE TOTALS</b>		\$0.00	\$1,266,395.24	\$500,000.00	\$1,406,550.00
<b>EXPENSE</b>					
Department 1461 - Act 13 Marcellus Unconventional					
<i>Debt Payments</i>					
7065	Principal Capital Lease	.00	.00	.00	53,815.00
7066	Interest Capital Lease	.00	.00	.00	10,226.00
<i>Debt Payments Totals</i>		\$0.00	\$0.00	\$0.00	\$64,041.00
<i>General Administration</i>					
7122	Other Expenses	.00	.00	.00	76,450.00
<i>General Administration Totals</i>		\$0.00	\$0.00	\$0.00	\$76,450.00
<i>Other Financing Uses</i>					
7801	Operating Transfers Out	.00	.00	500,000.00	1,000,000.00
<i>Other Financing Uses Totals</i>		\$0.00	\$0.00	\$500,000.00	\$1,000,000.00
<i>Budgetary Fund Balance</i>					
8900	Budgetary Ending Fund Balance	.00	.00	.00	266,059.00
<i>Budgetary Fund Balance Totals</i>		\$0.00	\$0.00	\$0.00	\$266,059.00
Department 1461 - Act 13 Marcellus Unconventional		\$0.00	\$0.00	\$500,000.00	\$1,406,550.00
Totals					
<b>EXPENSE TOTALS</b>		\$0.00	\$0.00	\$500,000.00	\$1,406,550.00
Fund 461 - Act 13 Marcellus Unconventional Totals					
<b>REVENUE TOTALS</b>		\$0.00	\$1,266,395.24	\$500,000.00	\$1,406,550.00



# Budget Worksheet Report

Budget Year 2022

Account	Account Description	2019 Actual Amount	2020 Actual Amount	2021 Adopted Budget	2022 Final
<b>EXPENSE TOTALS</b>		\$0.00	\$0.00	\$500,000.00	\$1,406,550.00
Fund 461 - Act 13 Marcellus Unconventional	Totals	\$0.00	\$1,266,395.24	\$0.00	\$0.00
Fund 462 - Act 13 Marcellus Legacy	<b>REVENUE</b>				
Department 1462 - Act 13 Marcellus Legacy	Departmental Earnings				
5608	Impact Fees	.00	139,162.90	.00	96,000.00
Departmental Earnings Totals		\$0.00	\$139,162.90	\$0.00	\$96,000.00
Investment Earnings					
4081	Interest	.00	257.68	.00	.00
Investment Earnings Totals		\$0.00	\$257.68	\$0.00	\$0.00
Other Financing Sources					
5927	Operating Transfers In	.00	770,205.66	.00	.00
Other Financing Sources Totals		\$0.00	\$770,205.66	\$0.00	\$0.00
Budgetary Fund Balance					
3905	Budgetary Beginning Fund Balance Reserved	.00	.00	.00	124,000.00
Budgetary Fund Balance Totals		\$0.00	\$0.00	\$0.00	\$124,000.00
Department 1462 - Act 13 Marcellus Legacy	Totals	\$0.00	\$909,626.24	\$0.00	\$220,000.00
<b>REVENUE TOTALS</b>		\$0.00	\$909,626.24	\$0.00	\$220,000.00
<b>EXPENSE</b>					
Department 1462 - Act 13 Marcellus Legacy	Subsidies				
6304	Agriculture Preservation Board	.00	.00	.00	220,000.00
Subsidies Totals		\$0.00	\$0.00	\$0.00	\$220,000.00
Department 1462 - Act 13 Marcellus Legacy	Totals	\$0.00	\$0.00	\$0.00	\$220,000.00
<b>EXPENSE TOTALS</b>		\$0.00	\$0.00	\$0.00	\$220,000.00
Fund 462 - Act 13 Marcellus Legacy	Totals	\$0.00	\$909,626.24	\$0.00	\$220,000.00
<b>REVENUE TOTALS</b>		\$0.00	\$909,626.24	\$0.00	\$220,000.00
<b>EXPENSE TOTALS</b>		\$0.00	\$0.00	\$0.00	\$220,000.00
Fund 462 - Act 13 Marcellus Legacy	Totals	\$0.00	\$909,626.24	\$0.00	\$0.00
Fund 463 - 2020 GRB Energy Saving & Capital	<b>REVENUE</b>				
Department 1463 - 2020 GRB Energy Saving & Capital	Investment Earnings				
4081	Interest	.00	4,062.86	.00	.00
Investment Earnings Totals		\$0.00	\$4,062.86	\$0.00	\$0.00
Other Financing Sources					
5931	Issuance of Debt	.00	13,017,953.24	.00	.00



# Budget Worksheet Report

Budget Year 2022

Account	Account Description	2019 Actual Amount	2020 Actual Amount	2021 Adopted Budget	2022 Final
Fund 463	<b>2020 GRB Energy Saving &amp; Capital</b>				
	<b>REVENUE</b>				
	Department 1463 - 2020 GRB Energy Saving & Capital				
	Other Financing Sources				
	Other Financing Sources Totals	\$0.00	\$13,017,953.24	\$0.00	\$0.00
	Budgetary Fund Balance				
3900	Budgetary Beginning Fund Balance Unreserved	.00	.00	1,118,141.00	.00
	Budgetary Fund Balance Totals	\$0.00	\$0.00	\$1,118,141.00	\$0.00
	Department 1463 - 2020 GRB Energy Saving & Capital Totals	\$0.00	\$13,022,016.10	\$1,118,141.00	\$0.00
	<b>REVENUE TOTALS</b>	\$0.00	\$13,022,016.10	\$1,118,141.00	\$0.00
	<b>EXPENSE</b>				
	Department 1463 - 2020 GRB Energy Saving & Capital				
	Capital Outlay				
7757	Capital Outlay - Buildings	.00	4,105,104.88	.00	.00
	Capital Outlay Totals	\$0.00	\$4,105,104.88	\$0.00	\$0.00
	Other Financing Uses				
7801	Operating Transfers Out	.00	.00	1,118,141.00	.00
	Other Financing Uses Totals	\$0.00	\$0.00	\$1,118,141.00	\$0.00
	Department 1463 - 2020 GRB Energy Saving & Capital Totals	\$0.00	\$4,105,104.88	\$1,118,141.00	\$0.00
	<b>EXPENSE TOTALS</b>	\$0.00	\$4,105,104.88	\$1,118,141.00	\$0.00
	Fund 463 - 2020 GRB Energy Saving & Capital Totals				
	<b>REVENUE TOTALS</b>	\$0.00	\$13,022,016.10	\$1,118,141.00	\$0.00
	<b>EXPENSE TOTALS</b>	\$0.00	\$4,105,104.88	\$1,118,141.00	\$0.00
	Fund 463 - 2020 GRB Energy Saving & Capital Totals	\$0.00	\$8,916,911.22	\$0.00	\$0.00
Fund 464	<b>2020 GOB Reassessment &amp; Capital</b>				
	<b>REVENUE</b>				
	Department 1464 - 2020 GOB Reassessment & Capital				
	Investment Earnings				
4081	Interest	.00	1,858.70	.00	.00
	Investment Earnings Totals	\$0.00	\$1,858.70	\$0.00	\$0.00
	Other Financing Sources				
5931	Issuance of Debt	.00	7,023,239.76	.00	.00
	Other Financing Sources Totals	\$0.00	\$7,023,239.76	\$0.00	\$0.00
	Budgetary Fund Balance				
3905	Budgetary Beginning Fund Balance Reserved	.00	.00	160,000.00	160,000.00



# Budget Worksheet Report

Budget Year 2022

Account	Account Description	2019 Actual Amount	2020 Actual Amount	2021 Adopted Budget	2022 Final
Fund 464	<b>2020 GOB Reassessment &amp; Capital</b>				
<b>REVENUE</b>					
Department 1464 - 2020 GOB Reassessment & Capital					
<i>Budgetary Fund Balance</i>					
<i>Budgetary Fund Balance Totals</i>		\$0.00	\$0.00	\$160,000.00	\$160,000.00
Department 1464 - 2020 GOB Reassessment & Capital		\$0.00	\$7,025,098.46	\$160,000.00	\$160,000.00
<b>Totals</b>					
<b>REVENUE TOTALS</b>		\$0.00	\$7,025,098.46	\$160,000.00	\$160,000.00
<b>EXPENSE</b>					
Department 1464 - 2020 GOB Reassessment & Capital					
<i>Personnel Expense</i>					
6202	Books and Subscriptions	.00	669.92	.00	.00
<i>Personnel Expense Totals</i>		\$0.00	\$669.92	\$0.00	\$0.00
<i>Occupancy</i>					
6401	Rent	.00	19,500.00	.00	.00
6405	Electric	.00	2,141.49	.00	.00
6406	Gas	.00	866.26	.00	.00
6409	Rubbish Removal	.00	78.00	.00	.00
<i>Occupancy Totals</i>		\$0.00	\$22,585.75	\$0.00	\$0.00
<i>Communication</i>					
6501	Telephone / Internet	.00	6,510.11	.00	.00
<i>Communication Totals</i>		\$0.00	\$6,510.11	\$0.00	\$0.00
<i>Supplies and Minor Equipment</i>					
6601.1607	Supplies - Other	.00	1,941.76	.00	.00
6602	Minor Equipment Purchases	.00	1,683.85	.00	.00
<i>Supplies and Minor Equipment Totals</i>		\$0.00	\$3,625.61	\$0.00	\$0.00
<i>Transportation</i>					
6751	Travel	.00	369.79	.00	.00
<i>Transportation Totals</i>		\$0.00	\$369.79	\$0.00	\$0.00
<i>Consultant / Contracted Services</i>					
6860	Misc Contracted Services	.00	1,985,090.64	160,000.00	.00
<i>Consultant / Contracted Services Totals</i>		\$0.00	\$1,985,090.64	\$160,000.00	\$0.00
<i>Capital Outlay</i>					
7752	Capital Outlay - Computer Software	.00	377,840.00	.00	.00
<i>Capital Outlay Totals</i>		\$0.00	\$377,840.00	\$0.00	\$0.00



# Budget Worksheet Report

Budget Year 2022

Account	Account Description	2019 Actual Amount	2020 Actual Amount	2021 Adopted Budget	2022 Final
Fund 464	<b>2020 GOB Reassessment &amp; Capital</b>				
	<b>EXPENSE</b>				
	Department 1464 - 2020 GOB Reassessment & Capital				
	Budgetary Fund Balance				
8900	Budgetary Ending Fund Balance	.00	.00	.00	160,000.00
	<i>Budgetary Fund Balance Totals</i>	\$0.00	\$0.00	\$0.00	\$160,000.00
	Department 1464 - 2020 GOB Reassessment & Capital Totals	\$0.00	\$2,396,691.82	\$160,000.00	\$160,000.00
	<b>EXPENSE TOTALS</b>	\$0.00	\$2,396,691.82	\$160,000.00	\$160,000.00
Fund 464	<b>2020 GOB Reassessment &amp; Capital Totals</b>				
	<b>REVENUE TOTALS</b>	\$0.00	\$7,025,098.46	\$160,000.00	\$160,000.00
	<b>EXPENSE TOTALS</b>	\$0.00	\$2,396,691.82	\$160,000.00	\$160,000.00
Fund 464	<b>2020 GOB Reassessment &amp; Capital Totals</b>	\$0.00	\$4,628,406.64	\$0.00	\$0.00
Fund 680	<b>HealthChoices</b>				
	<b>REVENUE</b>				
	Department 9680 - HealthChoices - Capitation				
	<i>Intergovernmental -- Federal Grants</i>				
4180.93276	Drug-Free Communities Support Program Grants	.00	.00	54,000,000.00	.00
	<i>Intergovernmental -- Federal Grants Totals</i>	\$0.00	\$0.00	\$54,000,000.00	\$0.00
	<i>Intergovernmental - State Grants</i>				
4205.8002	Capitation Revenue	47,556,868.00	52,108,163.00	.00	60,153,000.00
	<i>Intergovernmental - State Grants Totals</i>	\$47,556,868.00	\$52,108,163.00	\$0.00	\$60,153,000.00
	<i>Investment Earnings</i>				
4081	Interest	3,851.74	25,606.60	23,000.00	26,000.00
	<i>Investment Earnings Totals</i>	\$3,851.74	\$25,606.60	\$23,000.00	\$26,000.00
	<i>Reimbursement Income</i>				
5812	Admin Expense Reimbursement (Misc)	.00	(1,649,605.00)	.00	.00
	<i>Reimbursement Income Totals</i>	\$0.00	(\$1,649,605.00)	\$0.00	\$0.00
	Department 9680 - HealthChoices - Capitation Totals	\$47,560,719.74	\$50,484,164.60	\$54,023,000.00	\$60,179,000.00
	Department 9681 - HealthChoices Reinvestment				
	<i>Investment Earnings</i>				
4081	Interest	23,172.26	3,593.40	10,000.00	10,000.00
	<i>Investment Earnings Totals</i>	\$23,172.26	\$3,593.40	\$10,000.00	\$10,000.00
	<i>Budgetary Fund Balance</i>				
3900	Budgetary Beginning Fund Balance Unreserved	.00	.00	1,590,000.00	2,000,000.00
	<i>Budgetary Fund Balance Totals</i>	\$0.00	\$0.00	\$1,590,000.00	\$2,000,000.00
	Department 9681 - HealthChoices Reinvestment Totals	\$23,172.26	\$3,593.40	\$1,600,000.00	\$2,010,000.00
	<b>REVENUE TOTALS</b>	\$47,583,892.00	\$50,487,758.00	\$55,623,000.00	\$62,189,000.00





# Budget Worksheet Report

Budget Year 2022

Account	Account Description	2019 Actual Amount	2020 Actual Amount	2021 Adopted Budget	2022 Final
Fund 680	HealthChoices				
<b>EXPENSE</b>					
Department 9680 - HealthChoices - Capitation					
Wages and Salaries					
6006	Full Time Wages	506,214.35	569,935.98	513,000.00	550,000.00
<i>Wages and Salaries Totals</i>		<b>\$506,214.35</b>	<b>\$569,935.98</b>	<b>\$513,000.00</b>	<b>\$550,000.00</b>
<i>Premium Wages</i>					
6077	Contracted Sick & Vacation Buy Back	11,289.76	14,087.11	11,000.00	13,000.00
6078	Lump Sum Longevity Pay	2,225.00	2,625.00	3,000.00	3,000.00
<i>Premium Wages Totals</i>		<b>\$13,514.76</b>	<b>\$16,712.11</b>	<b>\$14,000.00</b>	<b>\$16,000.00</b>
<i>Fringe Benefits</i>					
6101	FICA	29,583.73	32,603.60	33,000.00	35,000.00
6102	Medicare	7,241.37	8,207.70	8,000.00	9,000.00
6104	Health	106,331.92	117,024.13	137,416.00	130,000.00
6105	Dental	4,476.05	4,976.41	6,000.00	5,000.00
6106	Vision	1,177.37	1,309.24	2,000.00	2,000.00
6107	Life	1,183.15	730.23	2,000.00	2,000.00
6108	Sick & Accident	1,479.25	1,606.09	2,000.00	2,000.00
<i>Fringe Benefits Totals</i>		<b>\$151,472.84</b>	<b>\$166,457.40</b>	<b>\$190,416.00</b>	<b>\$185,000.00</b>
<i>Fringe Benefits Other</i>					
6103	Retirement	60,116.00	56,353.00	58,387.00	58,000.00
6109	Workers Compensation	1,470.05	1,676.55	2,000.00	2,000.00
6111	Waiver of Health Insurance	.00	276.96	312.00	312.00
<i>Fringe Benefits Other Totals</i>		<b>\$61,586.05</b>	<b>\$58,306.51</b>	<b>\$60,699.00</b>	<b>\$60,312.00</b>
<i>Personnel Expense</i>					
6201	Dues / Memberships	1,000.00	1,000.00	1,200.00	2,000.00
6203	Training	(1,000.04)	(999.68)	300.00	700.00
6209	Employee Physicals	.00	.00	100.00	100.00
6212	Employee Assistance Program	134.04	139.68	175.00	175.00
<i>Personnel Expense Totals</i>		<b>\$134.00</b>	<b>\$140.00</b>	<b>\$1,775.00</b>	<b>\$2,975.00</b>
<i>Occupancy</i>					
6401	Rent	42,922.59	40,870.26	42,000.00	44,000.00
6403	Custodial Services	6,527.98	12,249.67	4,400.00	5,100.00
6405	Electric	6,246.77	5,412.67	7,000.00	7,000.00
6406	Gas	918.96	855.20	1,300.00	2,000.00
6407	Water	354.31	238.83	400.00	400.00



# Budget Worksheet Report

Budget Year 2022

Account	Account Description	2019 Actual Amount	2020 Actual Amount	2021 Adopted Budget	2022 Final
Fund 680	HealthChoices				
<b>EXPENSE</b>					
Department 9680 - HealthChoices - Capitation					
Occupancy					
6408	Sewage	81.80	132.53	300.00	400.00
6409	Rubbish Removal	226.59	269.10	300.00	400.00
6413	Storage	.00	183.74	400.00	400.00
<i>Occupancy Totals</i>		\$57,279.00	\$60,212.00	\$56,100.00	\$59,700.00
Communication					
6501	Telephone / Internet	9,349.74	14,748.78	16,000.00	16,000.00
6504	Postage	286.42	100.58	200.00	1,200.00
6506	Printing	284.48	166.64	450.00	450.00
6507	Advertising	18.36	.00	50.00	50.00
<i>Communication Totals</i>		\$9,939.00	\$15,016.00	\$16,700.00	\$17,700.00
Supplies and Minor Equipment					
6414.1401	Repairs & Maintenance - Buildings	3,503.74	8,084.05	7,100.00	8,000.00
6414.1405	Repairs & Maintenance - Vehicles	303.82	23.64	500.00	500.00
6601.1607	Supplies - Other	2,074.26	1,331.40	4,000.00	5,000.00
6602	Minor Equipment Purchases	398.59	.00	1,000.00	1,000.00
6604.1607	Minor Outlay - Computer Hardware	2,604.40	104.57	5,000.00	5,000.00
6604.1608	Minor Outlay - Computer Software	85.20	.00	1,000.00	1,000.00
6604.1609	Minor Outlay - Computer Supplies	(3,949.05)	(5,013.20)	1,000.00	1,000.00
6606	Maintenance Agreements	807.04	914.54	2,000.00	2,000.00
<i>Supplies and Minor Equipment Totals</i>		\$5,828.00	\$5,445.00	\$21,600.00	\$23,500.00
Transportation					
6751	Travel	5,545.95	608.33	5,000.00	5,000.00
7557	Gasoline	961.05	281.67	1,000.00	1,000.00
<i>Transportation Totals</i>		\$6,507.00	\$890.00	\$6,000.00	\$6,000.00
Consultant / Contracted Services					
6851	Auditing	34,500.00	50,685.00	45,000.00	45,000.00
6853	Legal	875.00	3,384.00	4,000.00	24,000.00
6860	Misc Contracted Services	374,306.62	313,973.89	725,000.00	958,000.00
6873	Providers of Grant Service	33,646,576.33	34,651,932.95	37,847,500.00	42,820,000.00
6876	MCO / Gross Receipts Tax Expense	8,005,366.74	10,245,621.20	10,400,000.00	11,000,000.00
6877	ASO Management Fees	2,353,023.31	2,730,627.96	2,780,000.00	3,260,000.00
<i>Consultant / Contracted Services Totals</i>		\$44,414,648.00	\$47,996,225.00	\$51,801,500.00	\$58,107,000.00



# Budget Worksheet Report

Budget Year 2022

Account	Account Description	2019 Actual Amount	2020 Actual Amount	2021 Adopted Budget	2022 Final
<b>Fund 680 - HealthChoices</b>					
<b>EXPENSE</b>					
Department <b>9680 - HealthChoices - Capitation</b>					
<i>Debt Payments</i>					
7065	Principal Capital Lease	899.04	512.82	1,500.00	1,500.00
<i>Debt Payments Totals</i>		<b>\$899.04</b>	<b>\$512.82</b>	<b>\$1,500.00</b>	<b>\$1,500.00</b>
<i>General Administration</i>					
7108	Indirect Expense	24,886.00	31,911.00	27,000.00	35,000.00
7122	Other Expenses	58,874.96	(1,902.99)	3,000.00	4,000.00
7125	COVID-19 Expenses	.00	3,494.17	5,000.00	5,000.00
<i>General Administration Totals</i>		<b>\$83,760.96</b>	<b>\$33,502.18</b>	<b>\$35,000.00</b>	<b>\$44,000.00</b>
<i>Budgetary Fund Balance</i>					
8900	Budgetary Ending Fund Balance	.00	.00	1,304,710.00	1,105,313.00
<i>Budgetary Fund Balance Totals</i>		<b>\$0.00</b>	<b>\$0.00</b>	<b>\$1,304,710.00</b>	<b>\$1,105,313.00</b>
Department <b>9680 - HealthChoices - Capitation Totals</b>		<b>\$45,311,783.00</b>	<b>\$48,923,355.00</b>	<b>\$54,023,000.00</b>	<b>\$60,179,000.00</b>
Department <b>9681 - HealthChoices Reinvestment</b>					
<i>Consultant / Contracted Services</i>					
6873	Providers of Grant Service	719,280.00	2,402,172.00	1,600,000.00	2,010,000.00
<i>Consultant / Contracted Services Totals</i>		<b>\$719,280.00</b>	<b>\$2,402,172.00</b>	<b>\$1,600,000.00</b>	<b>\$2,010,000.00</b>
Department <b>9681 - HealthChoices Reinvestment Totals</b>		<b>\$719,280.00</b>	<b>\$2,402,172.00</b>	<b>\$1,600,000.00</b>	<b>\$2,010,000.00</b>
<b>EXPENSE TOTALS</b>		<b>\$46,031,063.00</b>	<b>\$51,325,527.00</b>	<b>\$55,623,000.00</b>	<b>\$62,189,000.00</b>
Fund <b>680 - HealthChoices Totals</b>					
<b>REVENUE TOTALS</b>		<b>\$47,583,892.00</b>	<b>\$50,487,758.00</b>	<b>\$55,623,000.00</b>	<b>\$62,189,000.00</b>
<b>EXPENSE TOTALS</b>		<b>\$46,031,063.00</b>	<b>\$51,325,527.00</b>	<b>\$55,623,000.00</b>	<b>\$62,189,000.00</b>
Fund <b>680 - HealthChoices Totals</b>		<b>\$1,552,829.00</b>	<b>(\$837,769.00)</b>	<b>\$0.00</b>	<b>\$0.00</b>
<b>Fund 690 - Emergency 911 Center</b>					
<b>REVENUE</b>					
Department <b>9690 - Emergency Services</b>					
<i>Intergovernmental - State Grants</i>					
4259.8298	Act 12 Statewide Interconnectivity Grant	25,161.92	1,563,932.33	25,402.00	586,630.00
<i>Intergovernmental - State Grants Totals</i>		<b>\$25,161.92</b>	<b>\$1,563,932.33</b>	<b>\$25,402.00</b>	<b>\$586,630.00</b>
<i>Departmental Earnings</i>					
4804	Fees - 911 Surcharge	3,694,178.47	4,039,897.92	3,400,000.00	3,400,000.00
<i>Departmental Earnings Totals</i>		<b>\$3,694,178.47</b>	<b>\$4,039,897.92</b>	<b>\$3,400,000.00</b>	<b>\$3,400,000.00</b>
<i>Investment Earnings</i>					
4081	Interest	173.80	4,357.73	200.00	4,000.00
<i>Investment Earnings Totals</i>		<b>\$173.80</b>	<b>\$4,357.73</b>	<b>\$200.00</b>	<b>\$4,000.00</b>



# Budget Worksheet Report

Budget Year 2022

Account	Account Description	2019 Actual Amount	2020 Actual Amount	2021 Adopted Budget	2022 Final
Fund 690	<b>Emergency 911 Center</b>				
<b>REVENUE</b>					
Department 9690 - Emergency Services					
Budgetary Fund Balance					
3900	Budgetary Beginning Fund Balance Unreserved	.00	.00	2,550,000.00	2,134,000.00
<i>Budgetary Fund Balance Totals</i>		\$0.00	\$0.00	\$2,550,000.00	\$2,134,000.00
Department 9690 - Emergency Services Totals		\$3,719,514.19	\$5,608,187.98	\$5,975,602.00	\$6,124,630.00
<b>REVENUE TOTALS</b>		\$3,719,514.19	\$5,608,187.98	\$5,975,602.00	\$6,124,630.00
<b>EXPENSE</b>					
Department 9690 - Emergency Services					
Personnel Expense					
6201	Dues / Memberships	1,140.00	2,711.00	1,500.00	1,500.00
6203	Training	5,371.36	19,117.96	10,000.00	10,000.00
6206	Uniform / Clothing	7,719.62	4,727.85	8,000.00	8,000.00
<i>Personnel Expense Totals</i>		\$14,230.98	\$26,556.81	\$19,500.00	\$19,500.00
Occupancy					
6401	Rent	30,733.00	22,109.19	25,000.00	25,000.00
<i>Occupancy Totals</i>		\$30,733.00	\$22,109.19	\$25,000.00	\$25,000.00
Communication					
6501	Telephone / Internet	287,633.62	257,801.80	250,000.00	315,000.00
<i>Communication Totals</i>		\$287,633.62	\$257,801.80	\$250,000.00	\$315,000.00
Supplies and Minor Equipment					
6414.1401	Repairs & Maintenance - Buildings	2,838.93	2,009.83	2,500.00	3,000.00
6414.1404	Repairs & Maintenance - Equipment	4,180.13	12,406.31	5,000.00	5,000.00
6601.1607	Supplies - Other	2,556.25	1,006.52	2,500.00	2,500.00
6602	Minor Equipment Purchases	2,901.25	4,694.88	6,000.00	5,000.00
6604.1607	Minor Outlay - Computer Hardware	2,406.98	14,861.49	5,000.00	5,000.00
6604.1608	Minor Outlay - Computer Software	22,714.46	25,937.94	30,000.00	30,000.00
6606	Maintenance Agreements	258,996.16	291,232.13	500,000.00	500,000.00
<i>Supplies and Minor Equipment Totals</i>		\$296,594.16	\$352,149.10	\$551,000.00	\$550,500.00
Transportation					
6751	Travel	747.45	.00	2,000.00	5,000.00
<i>Transportation Totals</i>		\$747.45	\$0.00	\$2,000.00	\$5,000.00
Consultant / Contracted Services					
6860	Misc Contracted Services	138,268.23	515,985.06	100,000.00	150,000.00
<i>Consultant / Contracted Services Totals</i>		\$138,268.23	\$515,985.06	\$100,000.00	\$150,000.00



# Budget Worksheet Report

Budget Year 2022

Account	Account Description	2019 Actual Amount	2020 Actual Amount	2021 Adopted Budget	2022 Final
Fund 690 - Emergency 911 Center					
<b>EXPENSE</b>					
Department 9690 - Emergency Services					
<i>Debt Payments</i>					
7065	Principal Capital Lease	294,049.89	290,131.07	489,520.00	453,535.00
7066	Interest Capital Lease	73,892.00	77,810.82	84,162.00	18,708.00
<i>Debt Payments Totals</i>		<u>\$367,941.89</u>	<u>\$367,941.89</u>	<u>\$573,682.00</u>	<u>\$472,243.00</u>
<i>General Administration</i>					
7108	Indirect Expense	5,565.00	6,008.00	6,000.00	6,000.00
7114	Admin Expense Reimbursement	2,423,201.08	2,479,947.82	2,414,000.00	2,414,000.00
7122	Other Expenses	1,642.00	2,697.07	3,000.00	3,000.00
<i>General Administration Totals</i>		<u>\$2,430,408.08</u>	<u>\$2,488,652.89</u>	<u>\$2,423,000.00</u>	<u>\$2,423,000.00</u>
<i>Capital Outlay</i>					
7752	Capital Outlay - Computer Software	.00	.00	2,000,000.00	2,000,000.00
7753	Capital Outlay - Computer Hardware	.00	1,236,608.35	.00	.00
7754	Capital Outlay - Equipment	.00	85,544.00	.00	.00
7756	Capital Outlay - Furniture / Fixtures	.00	207,634.95	.00	.00
7760	Infrastructure	150,940.28	54,289.37	.00	.00
<i>Capital Outlay Totals</i>		<u>\$150,940.28</u>	<u>\$1,584,076.67</u>	<u>\$2,000,000.00</u>	<u>\$2,000,000.00</u>
<i>Budgetary Fund Balance</i>					
8900	Budgetary Ending Fund Balance	.00	.00	31,420.00	164,387.00
<i>Budgetary Fund Balance Totals</i>		<u>\$0.00</u>	<u>\$0.00</u>	<u>\$31,420.00</u>	<u>\$164,387.00</u>
Department 9690 - Emergency Services Totals		<u>\$3,717,497.69</u>	<u>\$5,615,273.41</u>	<u>\$5,975,602.00</u>	<u>\$6,124,630.00</u>
<b>EXPENSE TOTALS</b>		<u>\$3,717,497.69</u>	<u>\$5,615,273.41</u>	<u>\$5,975,602.00</u>	<u>\$6,124,630.00</u>
Fund 690 - Emergency 911 Center Totals					
<b>REVENUE TOTALS</b>		<u>\$3,719,514.19</u>	<u>\$5,608,187.98</u>	<u>\$5,975,602.00</u>	<u>\$6,124,630.00</u>
<b>EXPENSE TOTALS</b>		<u>\$3,717,497.69</u>	<u>\$5,615,273.41</u>	<u>\$5,975,602.00</u>	<u>\$6,124,630.00</u>
Fund 690 - Emergency 911 Center Totals		<u>\$2,016.50</u>	<u>(\$7,085.43)</u>	<u>\$0.00</u>	<u>\$0.00</u>
Fund 905 - Anti-Drug Task Force					
<b>REVENUE</b>					
Department 9005 - Controlled Substance Forfeitures					
<i>Intergovernmental -- Federal Grants</i>					
4162.95001	High Intensity Drug Trafficking Areas Program	30,262.97	26,361.51	15,000.00	15,000.00
<i>Intergovernmental -- Federal Grants Totals</i>		<u>\$30,262.97</u>	<u>\$26,361.51</u>	<u>\$15,000.00</u>	<u>\$15,000.00</u>
<i>Intergovernmental - State Grants</i>					
4265.9070	Attorney General Task Force Grant	90,600.00	90,600.00	90,600.00	90,600.00



# Budget Worksheet Report

Budget Year 2022

Account	Account Description	2019 Actual Amount	2020 Actual Amount	2021 Adopted Budget	2022 Final
Fund 905	Anti-Drug Task Force				
<b>REVENUE</b>					
Department 9005 - Controlled Substance Forfeitures					
Intergovernmental - State Grants					
4265.9075	PA Attorney General Local Task Force OT Reimbursement	31,653.30	4,625.10	5,000.00	5,000.00
4265.9077	DEA Interdiction Task Force Group 63	4,000.91	2,987.89	5,000.00	5,000.00
<i>Intergovernmental - State Grants Totals</i>		\$126,254.21	\$98,212.99	\$100,600.00	\$100,600.00
Departmental Earnings					
4608	Drug Receipts - Forfeitures/Police/Juvenile	230,774.19	230,347.72	210,000.00	210,000.00
<i>Departmental Earnings Totals</i>		\$230,774.19	\$230,347.72	\$210,000.00	\$210,000.00
Investment Earnings					
4081	Interest	3,651.05	921.83	.00	.00
<i>Investment Earnings Totals</i>		\$3,651.05	\$921.83	\$0.00	\$0.00
Budgetary Fund Balance					
3900	Budgetary Beginning Fund Balance Unreserved	.00	.00	40,864.00	.00
3905	Budgetary Beginning Fund Balance Reserved	.00	.00	.00	45,464.00
<i>Budgetary Fund Balance Totals</i>		\$0.00	\$0.00	\$40,864.00	\$45,464.00
Department 9005 - Controlled Substance Forfeitures Totals		\$390,942.42	\$355,844.05	\$366,464.00	\$371,064.00
<b>REVENUE TOTALS</b>		\$390,942.42	\$355,844.05	\$366,464.00	\$371,064.00
<b>EXPENSE</b>					
Department 9005 - Controlled Substance Forfeitures					
Wages and Salaries					
6006	Full Time Wages	14,225.81	18,604.45	25,000.00	25,000.00
6008	Other Wages - Temp / Season / Etc	87,208.50	41,298.00	85,000.00	85,000.00
<i>Wages and Salaries Totals</i>		\$101,434.31	\$59,902.45	\$110,000.00	\$110,000.00
Premium Wages					
6077	Contracted Sick & Vacation Buy Back	.00	122.24	.00	.00
6080	Overtime	81,038.61	61,116.24	65,000.00	65,000.00
<i>Premium Wages Totals</i>		\$81,038.61	\$61,238.48	\$65,000.00	\$65,000.00
Fringe Benefits					
6101	FICA	11,211.38	7,423.61	10,900.00	10,900.00
6102	Medicare	2,622.05	1,736.29	2,538.00	2,538.00
6104	Health	14,158.20	14,287.09	.00	.00
6105	Dental	595.99	601.44	.00	.00
6106	Vision	156.85	158.25	.00	.00
6107	Life	187.84	104.33	.00	.00



# Budget Worksheet Report

Budget Year 2022

Account	Account Description	2019 Actual Amount	2020 Actual Amount	2021 Adopted Budget	2022 Final
Fund 905	<b>Anti-Drug Task Force</b>				
	<b>EXPENSE</b>				
	Department <b>9005 - Controlled Substance Forfeitures</b>				
	<i>Fringe Benefits</i>				
6108	Sick & Accident	189.65	181.79	176.00	176.00
	<i>Fringe Benefits Totals</i>	\$29,121.96	\$24,492.80	\$13,614.00	\$13,614.00
	<i>Fringe Benefits Other</i>				
6103	Retirement	6,773.12	9,806.16	10,925.00	10,925.00
6109	Workers Compensation	5,019.48	2,134.86	.00	.00
	<i>Fringe Benefits Other Totals</i>	\$11,792.60	\$11,941.02	\$10,925.00	\$10,925.00
	<i>Personnel Expense</i>				
6203	Training	5,906.84	2,467.42	4,000.00	8,000.00
	<i>Personnel Expense Totals</i>	\$5,906.84	\$2,467.42	\$4,000.00	\$8,000.00
	<i>Supplies and Minor Equipment</i>				
6414.1405	Repairs & Maintenance - Vehicles	1,081.24	1,862.49	1,200.00	1,200.00
6601.1607	Supplies - Other	999.35	485.69	1,000.00	1,000.00
6602	Minor Equipment Purchases	14,691.75	2,838.00	4,775.00	4,775.00
6604.1608	Minor Outlay - Computer Software	6,495.77	9,983.33	13,000.00	13,000.00
6605	Ammunition	672.45	1,000.00	1,200.00	1,800.00
	<i>Supplies and Minor Equipment Totals</i>	\$23,940.56	\$16,169.51	\$21,175.00	\$21,775.00
	<i>Transportation</i>				
6751	Travel	1,142.38	230.20	1,300.00	1,300.00
7557	Gasoline	3,389.38	1,923.19	2,750.00	2,750.00
	<i>Transportation Totals</i>	\$4,531.76	\$2,153.39	\$4,050.00	\$4,050.00
	<i>Consultant / Contracted Services</i>				
6860	Misc Contracted Services	916.00	.00	.00	.00
	<i>Consultant / Contracted Services Totals</i>	\$916.00	\$0.00	\$0.00	\$0.00
	<i>General Administration</i>				
7122	Other Expenses	2,886.27	549.08	2,700.00	2,700.00
	<i>General Administration Totals</i>	\$2,886.27	\$549.08	\$2,700.00	\$2,700.00
	<i>Judicial / Courts</i>				
7255	Drug Investigative Expenses	130,937.43	168,125.80	135,000.00	135,000.00
	<i>Judicial / Courts Totals</i>	\$130,937.43	\$168,125.80	\$135,000.00	\$135,000.00
	Department <b>9005 - Controlled Substance Forfeitures</b>	\$392,506.34	\$347,039.95	\$366,464.00	\$371,064.00
	Totals				
	<b>EXPENSE TOTALS</b>	\$392,506.34	\$347,039.95	\$366,464.00	\$371,064.00
Fund 905	<b>Anti-Drug Task Force Totals</b>				



# Budget Worksheet Report

Budget Year 2022

Account	Account Description	2019 Actual Amount	2020 Actual Amount	2021 Adopted Budget	2022 Final
	<b>REVENUE TOTALS</b>	\$390,942.42	\$355,844.05	\$366,464.00	\$371,064.00
	<b>EXPENSE TOTALS</b>	\$392,506.34	\$347,039.95	\$366,464.00	\$371,064.00
	<b>Fund 905 - Anti-Drug Task Force Totals</b>	(\$1,563.92)	\$8,804.10	\$0.00	\$0.00
<b>Fund 908 - Sheriff Events</b>					
	<b>REVENUE</b>				
	Department <b>9008 - Sheriff Events</b>				
	Reimbursement Income				
5809	Special Events Reimbursement	11,003.59	3,600.29	.00	.00
	Reimbursement Income Totals	\$11,003.59	\$3,600.29	\$0.00	\$0.00
	Department <b>9008 - Sheriff Events Totals</b>	\$11,003.59	\$3,600.29	\$0.00	\$0.00
	<b>REVENUE TOTALS</b>	\$11,003.59	\$3,600.29	\$0.00	\$0.00
	<b>Fund 908 - Sheriff Events Totals</b>				
	<b>REVENUE TOTALS</b>	\$11,003.59	\$3,600.29	\$0.00	\$0.00
	<b>Fund 908 - Sheriff Events Totals</b>	\$11,003.59	\$3,600.29	\$0.00	\$0.00
<b>Fund 970 - FR Debt Service Fund</b>					
	<b>REVENUE</b>				
	Department <b>9970 - FR Debt Service Fund</b>				
	Investment Earnings				
4081	Interest	50,590.33	45,129.80	.00	.00
	Investment Earnings Totals	\$50,590.33	\$45,129.80	\$0.00	\$0.00
	Budgetary Fund Balance				
3905	Budgetary Beginning Fund Balance Reserved	.00	.00	1,771,030.00	.00
	Budgetary Fund Balance Totals	\$0.00	\$0.00	\$1,771,030.00	\$0.00
	Department <b>9970 - FR Debt Service Fund Totals</b>	\$50,590.33	\$45,129.80	\$1,771,030.00	\$0.00
	<b>REVENUE TOTALS</b>	\$50,590.33	\$45,129.80	\$1,771,030.00	\$0.00
	<b>EXPENSE</b>				
	Department <b>9970 - FR Debt Service Fund</b>				
	Debt Payments				
7040	FR 2013 Bonds Principal	310,000.00	320,000.00	1,730,000.00	.00
7041	FR 2013 Bonds Interest	52,545.00	47,430.00	41,030.00	.00
	Debt Payments Totals	\$362,545.00	\$367,430.00	\$1,771,030.00	\$0.00
	Department <b>9970 - FR Debt Service Fund Totals</b>	\$362,545.00	\$367,430.00	\$1,771,030.00	\$0.00
	<b>EXPENSE TOTALS</b>	\$362,545.00	\$367,430.00	\$1,771,030.00	\$0.00
	<b>Fund 970 - FR Debt Service Fund Totals</b>				
	<b>REVENUE TOTALS</b>	\$50,590.33	\$45,129.80	\$1,771,030.00	\$0.00
	<b>EXPENSE TOTALS</b>	\$362,545.00	\$367,430.00	\$1,771,030.00	\$0.00
	<b>Fund 970 - FR Debt Service Fund Totals</b>	(\$311,954.67)	(\$322,300.20)	\$0.00	\$0.00





# Budget Worksheet Report

Budget Year 2022

Net Grand Totals				
REVENUE GRAND TOTALS	\$187,068,188.02	\$229,863,505.21	\$208,038,242.00	\$266,867,774.00
EXPENSE GRAND TOTALS	\$181,615,608.12	\$208,943,345.45	\$208,038,242.00	\$266,867,774.00
Net Grand Totals	\$5,452,579.90	\$20,920,159.76	\$0.00	\$0.00