

2020 COUNTY OF BEAVER, PENNSYLVANIA

ANNUAL
FINANCIAL REPORT

FOR THE FISCAL YEAR ENDED
DECEMBER 31, 2020



PREPARED BY MARIA LONGO, CONTROLLER

www.beavercountypa.gov

THIS PAGE LEFT INTENTIONALLY BLANK

COUNTY OF BEAVER, PENNSYLVANIA

ANNUAL FINANCIAL REPORT

FOR THE FISCAL YEAR ENDED DECEMBER 31, 2020

TABLE OF CONTENTS

| <u>Exhibit</u> | <u>Page(s)</u> |
|---|----------------|
| Introductory Section | |
| Controller's Letter of Transmittal | 1-11 |
| GFOA Certificate of Achievement | 12 |
| Organization Chart..... | 13 |
| Elected Officials and Department Managers | 14-15 |
| Elected Officials and Department Descriptions..... | 16-22 |
| Financial Section | |
| Report of Independent Certified Public Accountants | 25-27 |
| Management's Discussion and Analysis..... | 28-42 |
| Basic Financial Statements: | |
| Government-wide Financial Statements: | |
| Statement of Net Position..... | 45 |
| Statement of Activities..... | 46 |
| Fund Financial Statements: | |
| Balance Sheet - Governmental Funds | 47-48 |
| Reconciliation of Governmental Fund Balances to the Statement of Net Position..... | 49 |
| Statement of Revenues, Expenditures and Changes In Fund Balance - Governmental Funds..... | 50-51 |
| Reconciliation of the Statement of Revenues, Expenditures, and Changes In Fund Balances of Governmental Funds to the Statement of Activities | 52 |
| Statement of Net Position - Proprietary Funds..... | 53 |
| Statement of Revenues, Expenses, and Changes in Net Position - Proprietary Funds | 54 |
| Statement of Cash Flows - Proprietary Funds..... | 55 |
| Statement of Net Position - Fiduciary Funds | 56 |
| Statement of Changes in Net Position - Fiduciary Funds | 57 |
| Notes to Basic Financial Statements..... | 58-128 |
| Required Supplemental Information: | |
| Schedule of Changes in the County's Net Pension Liability (Asset) and Related Ratios - Pension Trust Fund..... | 131-132 |
| Schedule of County Contributions and Pension Plan Investment Returns - Pension Trust Fund | 133-134 |
| Notes to Required Supplemental Information - Pension Trust Fund..... | 135 |

COUNTY OF BEAVER, PENNSYLVANIA

ANNUAL FINANCIAL REPORT

FOR THE FISCAL YEAR ENDED DECEMBER 31, 2020

TABLE OF CONTENTS - (Continued)

| <u>Exhibit</u> | | <u>Page(s)</u> |
|--|--|----------------|
| Financial Section - (Continued) | | |
| | Schedule of Revenues, Expenditures and Changes in Fund Balance - Budget and Actual | |
| | General Fund | 136 |
| | Mental Health / Intellectual Disabilities | 137 |
| | Emergency 911 Center | 138 |
| | HealthChoices..... | 139 |
| | Children and Youth | 140 |
| | Community Development..... | 141 |
| | Coronavirus Relief..... | 142 |
| | 2020 GRB Energy Savings & Capital Improvements | 143 |
| | Notes to Required Supplemental Information | 144 |
| Other Supplemental Information: | | |
| A. | Schedule of Expenditures - Budget and Actual - General Fund | 147-164 |
| | Individual Fund Designations | 165-168 |
| B. | Combining Balance Sheet - Non-major Governmental Funds..... | 169-171 |
| C. | Combining Statement of Revenues, Expenditures and Changes in Fund Balance - Non-major Governmental Funds..... | 172-174 |
| D. | Schedule of Revenues, Expenditures and Changes in Fund Balance - Budget and Actual - Non-major Special Revenue Funds | |
| | Automation and Records Improvement..... | 175 |
| | Act 152 Demolition | 176 |
| | Regional Booking Center | 177 |
| | Domestic Relations..... | 178 |
| | Offender's Supervisory..... | 179 |
| | Victim Witness | 180 |
| | Hazardous Materials / Act 147 Grants..... | 181 |
| | Liquid Fuels..... | 182 |
| | Office on Aging..... | 183 |
| | Tourist Promotion..... | 184 |
| | Anti-Drug Task Force / Educational..... | 185 |
| E. | Schedule of Revenues, Expenditures and Changes in Fund Balance - Budget and Actual - Non-major Capital Projects Funds | |
| | Courtroom Improvement | 186 |
| | Capital Reserve..... | 187 |
| | Act 13 Marcellus Unconventional Well | 188 |
| | Act 13 Marcellus Legacy..... | 189 |
| | 2020 GOB Reassessment..... | 190 |
| | Combining Statement of Net Position – Internal Service Funds..... | 191 |

COUNTY OF BEAVER, PENNSYLVANIA

ANNUAL FINANCIAL REPORT

FOR THE FISCAL YEAR ENDED DECEMBER 31, 2020

TABLE OF CONTENTS - (Continued)

| <u>Exhibit</u> | | <u>Page(s)</u> |
|----------------------------|--|----------------|
| | Combining Statement of Revenues, Expenses and Changes in Net Position - Internal Service Funds..... | 192 |
| | Combining Statement of Cash Flows – Internal Service Funds..... | 193 |
| F. | Combining Statement of Changes in Assets and Liabilities - Agency Funds..... | 194-195 |
| Statistical Section | | |
| | Statistical Section Content | 199 |
| | Net Position by Component (<i>Last Ten Years</i>) | 200 |
| | Change in Net Position (<i>Last Ten Years</i>)..... | 201-202 |
| | Fund Balances, Governmental Funds (<i>Last Ten Years</i>)..... | 203-204 |
| | Changes in Fund Balance, Governmental Funds (<i>Last Ten Years</i>) | 205 |
| | Assessed Value and Estimated Actual Value of Taxable Property (<i>Last Ten Years</i>)..... | 206 |
| | Property Tax Rates - Direct & Overlapping Governments (<i>Last Ten Collection Years</i>)..... | 207 |
| | Principal Property Tax Payers (<i>Current Year and Ten Years Ago</i>) | 208 |
| | Property Tax Levies and Collections (<i>Last Ten Years</i>) | 209 |
| | Ratio of Outstanding Debt to Total Personal Income and Debt Per Capita (<i>Last Ten Years</i>) | 210 |
| | Ratio of Net Obligation Bonded Debt to Assessed Value and Net Bonded Debt Per Capita (<i>Last Ten Years</i>)..... | 211 |
| | Legal Debt Margin (<i>Last Ten Years</i>) | 212 |
| | Principal Employers (<i>Current Year and Ten Years Ago</i>)..... | 213 |
| | Demographic and Economic Statistics (<i>Last Ten Years</i>)..... | 214 |
| | Full-Time Equivalent County Government Employees by Function/Program (<i>Last Ten Years</i>)..... | 215 |
| | Full-Time Equivalent County Government Employees Graphs/Charts (<i>Last Ten Years</i>)..... | 216 |
| | Operating Indicators by Function/Program (<i>Last Ten Years</i>)..... | 217 |
| | Capital Asset Statistics by Function/Program (<i>Last Ten Years</i>) | 218 |

THIS PAGE LEFT INTENTIONALLY BLANK

INTRODUCTORY SECTION

THIS PAGE LEFT INTENTIONALLY BLANK

MARIA LONGO
CONTROLLER



BENJAMIN
ZORICH
DEPUTY CONTROLLER

DAVID
NEELY
SOLICITOR

BEAVER COUNTY COURTHOUSE
THIRD STREET – BEAVER, PENNSYLVANIA
15009-2196
TELEPHONE: Area Code 724-728-5700

June 28, 2021

TO THE CITIZENS OF BEAVER COUNTY

I am pleased to present the 2020 Comprehensive Annual Financial Report (Annual Financial Report) for Beaver County, Pennsylvania (“the County”). I don’t think any of us could have predicted the events of 2020. But we all worked together and learned to adjust and were able to serve the residents of Beaver County the best that we could. In this my second year as Beaver County Controller, you will see changes to the Annual Financial Report. With the report being so long, I know that many will not read the entire report. So, we have made changes to the transmittal letter and Management Discussion and Analysis (“MD&A”) section to highlight the key financials for the year. We will also be releasing supplemental reports that you will find on the Controller’s Webpage. My goal is to improve government financial transparency. I also wish to express great appreciation and gratitude towards my staff and the staff at The Binkley Kanavy Group, LLC for their continued dedication and work ethic during an ever-changing work environment due to Covid-19 restrictions and to their open cooperation to work together to make the changes I have requested for this report. I am proud to be able to deliver to you the 2020 Beaver County Comprehensive Annual Financial Report.

The Annual Financial Report consists of management’s representations concerning the finances of the County. Consequently, management assumes full responsibility for the completeness and reliability of the information contained in this report, based upon a comprehensive framework of internal control that it has established for this purpose. Because the cost of internal control should not exceed anticipated benefits, the objective is to provide reasonable, rather than absolute, assurance that the financial statements are free of any material misstatements and in conformity with generally accepted accounting principles (“GAAP”). As management, we assert that, to the best of our knowledge and belief, this financial report is complete and reliable in all material respects.

The County's 2020 Annual Financial Report contains the government-wide financial statements and fund financial statements of the County as well as the financial data of the Beaver County Transit Authority and the Community College of Beaver County, the "discretely presented component units" (as defined by GAAP) that are a part of the County's reporting entity. The report is designed to provide information to various types of users, most importantly the residents of Beaver County, but also taxpayers, investors, creditors, governmental officials, and the general public. Its intent is to describe the County's financial position and the financial results of its operations as of and for the year ended December 31, 2020.

The County's financial statements have been audited by the certified public accounting firm The Binkley Kanavy Group, LLC. The auditors have issued an unmodified opinion on the County's financial statements for the year ended December 31, 2020. The discretely presented component units have been audited by other auditors and the results of those audited financial statements are incorporated in summarized form in this report. The goal of the independent audit is to provide reasonable assurance that the financial statements of the County are free of material misstatements. The independent audit involved examining, on a test basis, evidence supporting the amounts and disclosures presented in the financial statements, assessing the accounting principles used and significant estimates made by management, evaluating the overall financial statement estimates made by management, and evaluating the overall financial statement presentation.

The independent audit of the financial statements of the County is part of a broader, federally mandated "Single Audit" designed to meet the distinct needs of federal grantor agencies. The standards governing Single Audit engagements require the independent auditor to report not only on the fair presentation of the financial statements, but also on the audited government's internal controls and the legal requirements involving the administration of federal awards. These reports will be available in the County's separately issued Single Audit Report.

GAAP requires that management provide a narrative introduction, overview, and analysis to accompany the basic financial statements in the form of MD&A. This letter of transmittal is to complement the MD&A and it should be read in conjunction with it. The County's MD&A can be found immediately following the report of the independent auditors.

PROFILE OF BEAVER COUNTY

The County was formulated on March 12, 1800, from parts of Washington and Allegheny Counties. It is 444 square miles in size and chartered as a fourth class county under the County Code as passed by the General Assembly of the Commonwealth of Pennsylvania. The current population of the County is approximately 164,000. Beaver County is comprised of twenty-nine boroughs, five first class townships, seventeen second class townships, and two third class cities. Rich in natural resources, its location along the Ohio and Beaver Rivers gave Beaver County the ability to develop economically as one of the major industrial sites worldwide with steel being its major product. Beaver County rapidly developed as one of the major headquarters for

PROFILE OF BEAVER COUNTY (Continued)

manufacturing in the United States. After the decline of the steel industry in the early 1980's, the County redirected its efforts to develop its riverfronts for recreational, as well as industrial and commercial uses. Its close proximity to the Pittsburgh International Airport enables the County to market itself as a center for manufacturing and service industries. Beaver County also has educational outlets for residents with the Community College of Beaver County, Geneva College, and Penn State University, Beaver Campus. The County also has medical facilities available to its residents through Heritage Valley Health System, Med Express Urgent Care, the newly added UPMC Hillman Cancer Center and Allegheny Health Network.

Beaver County's government structure consists of a three-member Board of Commissioners that performs all legislative and executive functions. The Treasurer is elected to collect taxes and invest County funds. The Court of Common Pleas is the judicial arm of county government. There are seven judges that preside over the Court of Common Pleas. Other court related Row Officers are the District Attorney, Clerk of Courts, Coroner, Prothonotary, Sheriff, Register of Wills / Clerk of the Orphans Court, Recorder of Deeds, District Justices, and Controller.

All elected officials serve four-year terms with the exception of the Judges who are elected to ten-year terms and are subject to a retention vote upon nearing expiration of their term.

The County provides a full range of services to its citizens, ranging from health care to law enforcement and from the construction and maintenance of infrastructure to recreational activities and cultural events. The County also provides funding and aid to the Beaver County Transit Authority and the Community College of Beaver County, legally separate entities which have been included as an integral part of the County's financial statements. Additional information on these entities can be found in Note A of the financial statements. As you can see from the table below, the county is also committed to supporting numerous local organizations.

Beaver County Subsidies
For the year ended December 31, 2020

| Organization | Amount |
|--|---------------------|
| Beaver County Transit Authority | \$ 700,000 |
| Community College of Beaver County | 4,242,500 |
| Penn State Extension | 187,856 |
| Beaver County Land Agriculture Preservation Board | 210,000 |
| Beaver County Conservation District | 165,000 |
| Beaver County Corporation for Economic Development | 145,150 |
| Salvation Army, Inc (Beaver County Food Program) | 26,000 |
| Beaver County Genealogy and History Center | 10,000 |
| Beaver County Historical Research and Landmarks Foundation | 5,000 |
| Beaver County Humane Society | 25,000 |
| Beaver County Redevelopment Authority | 35,000 |
| PUSH Beaver County | 12,000 |
| Beaver County Foundation | 25,000 |
| Franklin Center | 25,000 |
| Total | <u>\$ 5,813,506</u> |

PROFILE OF BEAVER COUNTY (Continued)

Under the provisions of the Fourth Class County Code, the Controller is responsible for prescribing the method of financial reporting, auditing, and for payment of the County's financial obligations. The Controller is the supervisor of the budget and a member of the Prison Board, the Salary Board and the Retirement Board. As supervisor of the County's budget, the Controller is responsible for monitoring the departmental line items on a daily basis as well as preparing a preliminary budget for the Board of Commissioners' approval. The budget process begins during the summer with each department receiving a budget request form to formally request operating allocations for the following fiscal year. Each department is required to submit the completed budget forms in order for the Controller to prepare a preliminary budget for presentation. The Board of Commissioners through the financial administrator reviews this preliminary budget with each elected official and department manager. Once a final budget is prepared, it is publicly displayed for twenty days prior to final adoption by the Board of Commissioners. The date for final action on the budget's adoption must be made a matter of public notice for at least ten days prior to the Commissioners' approval at a public meeting.

FINANCIAL PROFILE – COUNTY GOVERNMENT

Over the past five years, the County has managed to accumulate an unassigned General Fund Balance of approximately \$13.1 million. The current year's increase is the result of the Coronavirus Aid, Relief, and Economic Security ("CARES") CARES Act funding received by the General Fund for reimbursement towards eligible wages and benefits of the District Attorney, Emergency Services Unit, Sheriff, and Jail departments of roughly \$8.4 million. A chart at the end of this transmittal letter summarizes General Fund Expenditures by Office for the years ended December 31, 2020 and 2019.

The County's General Fund outstanding debt issuances have been increased by roughly \$20.4 million in 2020. This increase is the result of the issuance of General Obligation Bonds, Series of 2020, Guaranteed Revenue Notes, Federally Taxable Series Notes of 2020 (PFA), and Guaranteed Revenue Bonds, Series of 2020 (BCEDA). The purpose of these issuances is to fund the court mandated Countywide reassessment, energy savings and other capital improvement projects, and to advance refund the PFA Series of 2012, partially advance refund the PFA Series of 2013 and Series A of 2016 General Obligation Bonds and Series of 2017 General Obligation Bonds.

For 2020, County collection of tax revenues has remained constant when compared to 2019 at roughly \$57 million. The County Commissioners did not raise the County property tax millage rate. Also, during 2020, the assessed value of taxable real property increased by roughly 39 million to \$2.237 billion, according to assessment records. The County's estimated total real estate market value exceeds \$12.2 billion.

FINANCIAL PROFILE – COUNTY GOVERNMENT (Continued)

Other funds of the County fared well, not only financially, but also in their efforts to serve the citizens. Changes by both federal and Pennsylvania's authorities to funding have affected the financial aspects of some of the County's special revenue funds particularly in the area of human services. However, operations were adjusted without affecting the services provided to clients. We can proudly state that no child, no elderly person, no ill or otherwise needy individual of Beaver County went unattended by our County government offices. All County-run offices have been consciously looking for new and innovative ways to secure additional funding, in ways of one-time, specific grants or increases in funding at the local level by way of intergovernmental agreement.

The Beaver County Commissioners have not adopted an investment policy regarding County investments; however, all investments decisions are based upon legally binding statutes determined by the County Code and Act 72 of the Commonwealth of Pennsylvania for County investments.

The Beaver County Retirement Board has formally adopted an investment policy governing the Pension Trust Fund investments. See Note C for additional details.

The Beaver County Commissioners have formally adopted purchasing policies incorporating legal compliance and encouraging competitive and economical procurement of goods and services. The purpose of the policy is to promulgate a concise and uniform guideline for the acquisition of goods and services for all County departments in concert with applicable state and federal laws and regulations.

For additional significant financial policies relating to the County see Note A in the Notes to Basic Financial Statements in the Financial Section of the Comprehensive Annual Financial Report.

2020 ECONOMIC ENVIRONMENT

As stated earlier, 2020 brought unique challenges to the country and Beaver County. 2020 was an unprecedented year with all the closures enforced by the Governor because of Covid-19. These closures had a significant effect on our unemployment. Beaver County's local unemployment figures hit a high of 18.4% in April of 2020 (not seasonally adjusted). By December, things had started to rebound and dropped to 7.9% but this was still almost 3% higher than 2019. In comparison, Pennsylvania's statewide unemployment numbers hit a high of 15.9% in April and had dropped to 6.9% by December (not seasonally adjusted). And these numbers don't even reflect the hardship our businesses and owners had to face with reduced sales of 30-75%.

2020 ECONOMIC ENVIRONMENT (Continued)

The shut downs and restrictions on business caused extreme economic stress on many individuals, families and businesses. Through the entirety of the crisis, the County was able to maintain all our Human Services Programs. The County also was committed to minimizing the effects by extending payment deadlines and providing funding. We had no penalty phase for payment of county taxes in 2020. The face value deadline was extended to the end of the year. Through the CARES Act, the County was able to provide needed funding to struggling businesses, non-profits and municipalities. We distributed the following grants:

- For businesses - 73 grants were given totaling \$1.3 million
- For non-profits - 46 grants were given totaling \$705,000
- For municipalities - 47 grants were given totaling \$4 million

Our Human Services were able to maintain full operations and funding to provide to our vulnerable populations. They also collaborated with partner organizations to provide for extended services brought on by Covid-19 and the shut-down.

Through Community Development Block Grant and our Community Development Department, we were able to provide funding to keep people in their homes by providing rental assistance. We know that the difficulties have continued into 2021 and we have additional funding to help those in our county affected by this unprecedented economic crisis. Elected officials and committed organizations alike continue their dedicated effort to minimize the effects of this extended closure.

PRESENT ECONOMIC ACHIEVEMENTS

Through the efforts of organizations such as the Beaver County Corporation for Economic Development (“CED”, which is partially funded by the County), the Redevelopment Authority of Beaver County (“RABC”, also partially funded by the County), and the Community Development Program of Beaver County (a County agency), projects have been undertaken that enhance the Beaver County economy. In each one of these projects the objective is always the same, to make Beaver County a better place to live. Other organizations and individuals also actively participate in spurring the economic growth of the local region. Summarized below are some of these activities along with the businesses involved in them.

Shell Chemical Appalachia, LLC

The Shell ethane cracker plant was on schedule to be completed in potentially 2021. But due to Covid-19, the projected completion is now moved to 2022 if construction progresses. The site was shut down for 2 months from March to May with just minimal workers to maintain safety. By late fall, the site had ramped back up to over 6,500 workers and is back on track to still meet their completion deadline. The petrochemical complex is comprised of an ethylene cracker with polyethylene derivatives unit in Potter Township by Shell Chemical Appalachia, LLC. The 400-acre plant site is being constructed on the south bank of the Ohio River in Potter Township.

PRESENT ECONOMIC ACHIEVEMENTS (Continued)

When completed, the project is expected to bring new growth and jobs to the County, with an expected 600 permanent employees when completed in the early 2020's. In addition, numerous facilities servicing the needs of this future plant are expected to settle down in and around Beaver County employing hundreds more people in the process.

Shell Technology Center

In 2020, CCBC finished construction on a large-scale building addition to the Process Technology program's existing facilities. This facility was made possible by a partnership with Allegheny Foundation, Richard King Mellon Foundation, PA Department of Education, Shell Chemical Appalachia and other private investment. This addition provides dedicated lab space, offices, classrooms and simulation equipment for their process technology program which was created 5 years ago. This educational facility provides access to state-of-the-art training which is a great asset to our region. Process Technology graduates fill critical roles responsible for the set-up, operation, monitoring, and control of advanced manufacturing facilities and processes.

Beaver Falls Development

Beaver Falls Main Street is again seeing new development that will positively impact the cultural footprint for the city. The Portobello Building by Mycelia Development will be an \$8.4 million Green Building Initiative which will deliver a 16,600 square foot mixed-use cultural arts center. The ground breaking and start of construction was scheduled for 2020 but due to Covid was delayed until 2021. Construction has started and there is an anticipated 2022 opening. Once completed, the Portobello Building will be home to a ceramic studio, artisan shop, café, theater/event space and gallery.

Neighborhood North: Museum of Play

Neighborhood North is a children's museum and they are partnering with the Beaver Falls Community Development Corporation to develop a plan to restore the iconic News Tribune Building. The vision is a centrally located museum in the Tribune Building to create a community museum/library campus that will link the Carnegie Free Library with the iconic News Tribune Building. This new educational campus will serve as a place of community connection and as a catalyst for creative learning and economic development and innovation. This will provide the Beaver – Butler – Lawrence County Region with a hands-on learning museum for children.

OTHER ECONOMIC DEVELOPMENTS

Infrastructure and Construction

The Beaver County Planning Commission (“BCPC”) reviews land developments for the County. During 2020, the BCPC was involved with turning open or abandoned land into developed commercial, industrial, and residential sites in the City of Aliquippa, Baden Borough, Beaver Borough, the City of Beaver Falls, Big Beaver Borough, Center Township, Chippewa Township, Daugherty Township, Greene Township, Economy Borough, and Midland Borough.

These 2020 developments included 3 Dollar General Stores, Solar Energy Developments, new condos and other facilities for a total of 146 subdivision and land developments on over 4,600 acres.

Brush Creek Park

In 2020, the County received \$25,000 in donations to build a new playground at Brush Creek Park. Donations were received from Dominion Energy Charitable Foundation, PennEnergy Resources, LLC and McElwain Motors. The new playground was installed and the county invested almost \$1 million in road repairs and landscaping.

Renovate the Rink

The Pittsburgh Penguins and Pittsburgh Commercial Construction held a contest called Renovate the Rink. Ice arenas in the region entered the contest for the chance to win \$100,000 to improve their rink. There were over 400 entries and Beaver County was selected to be part of the top 3 finalists. The winner was chosen by fan votes on the Pittsburgh Penguins Website. There was tremendous community support and Beaver County won the contest. The money will be used for improvements to the facility. Some potential improvements being considered are locker rooms, the entrance, and improving ADA access.

Bridgewater Crossing

The county invested over \$270,000 in 2020 to make improvements to Bridgewater Crossing. This park along the Ohio Riverfront at the mouth of the Beaver River in Bridgewater Borough features spectacular views of both rivers. It includes parking, a viewing area and a public dock (no launching facilities). Significant landscaping improvements were made along the riverbank and walking paths to remove trees and overgrown foliage and replant with a better variety of plants.

OTHER ECONOMIC DEVELOPMENTS (Continued)

Other Capital Investments

The County invested slightly over \$1 million during 2020 towards equipment, vehicles, and software for the County's Treasurer, Purchasing/Central Services, Information Technology, Planning Commission, Assessment, Payroll, District Attorney, Sheriff, Emergency Services, Juvenile Probation, Department of Public Works, Buildings and Grounds, Recreation, and Waste Management departments.

During 2020, roughly \$590,000 was invested in bridge projects throughout the County. These projects along with the \$930,000 spent on paving for Brush Creek Park was funded by the Liquid Fuels Fund, which is primarily funded by federal and state pass-through financial support to aid with construction, repair, and maintenance of County-owned bridges and roads.

Roughly \$24,000 was spent in Automation and Records Improvement Funding towards equipment that will aid in the improvement of record keeping and record management County-wide.

The County issued the Guaranteed Revenue Bonds, Series of 2020 (BCEDA) with the purpose of funding energy savings and other capital projects. During 2020, \$4.1 million of this funding was spent on energy savings improvements and other capital projects in the County.

The County also issued the General Obligation Bonds, Series of 2020 with the purpose of funding the County-wide reassessment and other capital projects. During 2020, \$378,000 was expensed for appraisal and tax software.

The County's Emergency 911 Center made a number of capital investments during 2020, following is a listing:

- Beaver Washington shared CAD system - \$1,200,000
- Dispatch workstations - \$208,000
- Modular UPS - \$107,000
- Big Beaver communications tower - \$54,000

Following is a listing of other capital investment activity:

- Carpet replacement for BCOA - \$45,000
- 2 new vehicles for CYS - \$48,000
- Courtroom video conferencing equipment - \$26,000

CERTIFICATE OF ACHIEVEMENT

The Government Finance Officers Association of the United States and Canada (“GFOA”) awarded a Certificate of Achievement for Excellence in Financial Reporting to Beaver County for its comprehensive annual financial report for the fiscal year ended December 31, 2019, the 23rd consecutive year this recognition has been granted. In order to be awarded a Certificate of Achievement, a government must publish an easily readable and efficiently organized comprehensive annual financial report. Additionally, the report must satisfy both generally accepted accounting principles and applicable legal requirements.

A Certificate of Achievement is valid for a period of one year only. We believe that our current comprehensive annual report continues to meet the Certificate of Achievement Program’s requirements and we are submitting it to the GFOA to determine its eligibility for another certificate.

CONTROLLER’S CLOSING REMARKS

The information that is presented in this report reflects the cooperation and unified efforts of all elected and appointed officials and department heads to provide the best possible services to the residents of Beaver County. By exercising prudent business practices and fiscally responsible decision-making, the County is able to offer many programs and extend financial assistance to those individuals and organizations that qualify. The administration and management of the County are to accomplish a professional business environment while always keeping the needs of the citizens served in mind.

The County continues to strive to provide for mandated programs and services at the most efficient level. This often includes the procurement of grants and other external funding so as to avoid a local cost. A determination to trim costs wherever possible while improving revenues is an ongoing effort of elected officials, department directors, and employees in general.

ACKNOWLEDGEMENTS

The presentation of this report on a timely basis would not have been possible without the efficient and dedicated services of many individuals. I wish to extend appreciation to the County’s other elected and appointed officials, department heads, and all members of the departments who assisted and contributed to this report. Lastly, I wish to express appreciation and gratitude towards my staff for their continued dedication in the preparation of this report. This report and additional County information may be reviewed online by visiting our website at <http://www.beavercountypa.gov/>.

Respectfully,



Maria Longo
Beaver County Controller

General Fund Expenditures by Office
For the years ended December 31, 2020 and December 31, 2019

| | 2020 | 2019 | Change | % Change |
|-------------------------------|----------------------|----------------------|-----------------------|----------|
| Board of Commissioners | | | | |
| Commissioners | \$ 646,776 | \$ 623,232 | \$ 23,544 | 4% |
| Legal Department | 219,415 | 270,461 | (51,046) | -19% |
| Employee Relations | 564,185 | 399,102 | 165,084 | 41% |
| Records Management | 19,162 | 33,375 | (14,213) | -43% |
| Information Technology | 821,855 | 841,507 | (19,652) | -2% |
| Central Services Department | 250,309 | 238,261 | 12,048 | 5% |
| Planning Commission | 601,611 | 554,165 | 47,446 | 9% |
| Weights and Measures | 68,778 | 68,728 | 50 | 0% |
| Veterans Affairs | 324,464 | 310,854 | 13,610 | 4% |
| Election Bureau | 1,157,821 | 2,089,123 | (931,302) | -45% |
| Assessment/Tax Claim | 1,492,173 | 1,642,721 | (150,548) | -9% |
| Public Defender | 1,427,595 | 1,451,370 | (23,775) | -2% |
| General Government | 1,314,786 | 1,023,443 | 291,343 | 28% |
| Emergency Services Unit | 75,559 | 82,236 | (6,677) | -8% |
| Department of Public Works | 3,566,438 | 3,364,237 | 202,201 | 6% |
| Emergency Services | 1,032,669 | 1,017,053 | 15,616 | 2% |
| Jail of Beaver County | 5,099,877 | 9,476,565 | (4,376,688) | -46% |
| Waste Management | 993,899 | 809,116 | 184,783 | 23% |
| Library Commission | 1,177,935 | 1,117,528 | 60,407 | 5% |
| Recreation | 776,241 | 867,411 | (91,170) | -11% |
| Subsidies | 8,019,128 | 8,530,605 | (511,477) | -6% |
| Debt Service | 11,097,910 | 10,935,956 | 161,954 | 1% |
| Total Board of Commissioners | <u>\$ 40,748,586</u> | <u>\$ 45,747,048</u> | <u>\$ (4,998,462)</u> | -11% |
| Court of Common Pleas | | | | |
| Court Administration | \$ 3,148,265 | \$ 3,091,286 | \$ 56,979 | 2% |
| Jury Commission | 126,745 | 138,748 | (12,003) | -9% |
| Law Library | 169,182 | 169,374 | (192) | 0% |
| Magisterial District Judges | 2,074,057 | 2,080,049 | (5,992) | 0% |
| Adult Probation | 3,908,249 | 3,540,886 | 367,363 | 10% |
| Juvenile Probation | 3,080,347 | 2,897,064 | 183,283 | 6% |
| Total Court of Common Pleas | <u>\$ 12,506,845</u> | <u>\$ 11,917,406</u> | <u>\$ 589,439</u> | 5% |
| Row Offices | | | | |
| Controller | \$ 490,098 | \$ 455,428 | \$ 34,670 | 8% |
| Treasurer | 1,557,538 | 846,415 | 711,123 | 84% |
| Recorder of Deeds | 423,871 | 514,870 | (90,999) | -18% |
| Clerk of Courts | 744,115 | 783,915 | (39,800) | -5% |
| Coroner | 454,722 | 475,723 | (21,001) | -4% |
| District Attorney | 2,121,061 | 2,782,802 | (661,741) | -24% |
| Prothonotary | 676,800 | 725,809 | (49,009) | -7% |
| Register of Wills | 458,663 | 465,229 | (6,566) | -1% |
| Sheriff | 1,285,508 | 3,775,165 | (2,489,657) | -66% |
| Total Row Offices | <u>\$ 8,212,376</u> | <u>\$ 10,825,357</u> | <u>\$ (2,612,981)</u> | -24% |
| General Fund Total | <u>\$ 61,467,807</u> | <u>\$ 68,489,810</u> | <u>\$ (7,022,003)</u> | -10% |

* amounts above include Capital Lease Arrangements by Office, which are shown collectively in Exhibit A.



Government Finance Officers Association

Certificate of
Achievement
for Excellence
in Financial
Reporting

Presented to

**County of Beaver
Pennsylvania**

For its Comprehensive Annual
Financial Report
For the Fiscal Year Ended

December 31, 2019

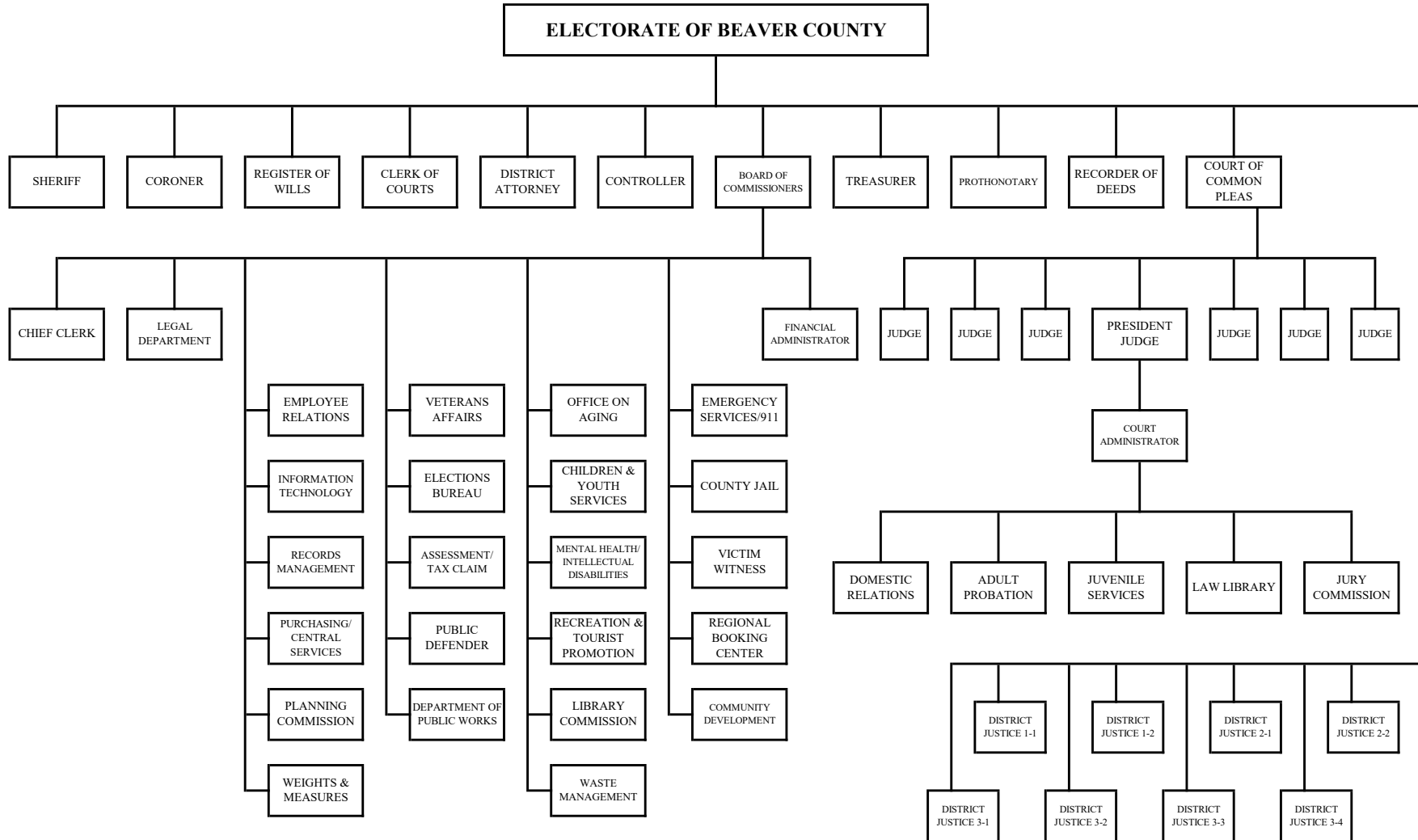
Christopher P. Morill

Executive Director/CEO

COUNTY OF BEAVER, PENNSYLVANIA

ORGANIZATION CHART

DECEMBER 31, 2020 AND JUNE 30, 2020



COUNTY OF BEAVER, PENNSYLVANIA

ELECTED OFFICIALS AND DEPARTMENT MANAGERS

DECEMBER 31, 2020 AND JUNE 30, 2020

Elected Officials

| | | |
|------------------------|--|----------|
| Board of Commissioners | Daniel C. Camp III, Chairman | |
| | Jack Manning | |
| | Tony Amadio | |
| Clerk of Courts | Judy R. Enslin | |
| Controller | Maria Longo | |
| Coroner | David J. Gabauer | |
| Court of Common Pleas | Hon. Richard Mancini (President Judge) | |
| | Hon. John Dohanich (Senior Judge) | |
| | Hon. Harry Knafelc (Senior Judge) | |
| | Hon. C. Gus Kwidis (Senior Judge) | |
| | Hon. Kim Tesla | |
| | Hon. James J. Ross | |
| | Hon. Dale M. Fouse | |
| | Hon. Deborah DeCostro | |
| | Hon. Mitchell Shahan | |
| | Hon. Laura Tocci | |
| District Attorney | David J. Lozier | |
| District Justices | Hon. Alex Korol | 36-01-01 |
| | Hon. Dirk Goodwald | 36-01-02 |
| | Hon. Edward C. Howe | 36-02-01 |
| | Vacant | 36-02-02 |
| | Hon. Dale F. Nicholson | 36-03-01 |
| | Hon. C. Douglas Loughner | 36-03-02 |
| | Hon. Joseph L. Schafer | 36-03-03 |
| | Hon. Janet Swihart | 36-03-04 |
| Prothonotary | Michael Rossi | |
| Recorder of Deeds | Ronald Alberti | |
| Register of Wills | Tracey Antoline-Patton | |
| Sheriff | Tony Guy | |
| Treasurer | Sandie Egley | |

COUNTY OF BEAVER, PENNSYLVANIA

ELECTED OFFICIALS AND DEPARTMENT MANAGERS

DECEMBER 31, 2020 AND JUNE 30, 2020

Department Managers

| | |
|---|------------------------|
| Adult Probation | Donald Neill |
| Assessment / Tax Claim | Kevin McIlwain |
| Chief Clerk | Tony Caltury |
| Children & Youth Services | Lesley Hallas |
| Community Development | Lisa Signore |
| County Jail | William Schoupe |
| Court Administrator | William Hare |
| Department of Public Works | Daniel Colville |
| Domestic Relations | Joseph C. Chesnut |
| Elections Bureau | Dorene Mandity |
| Emergency Services / 911 | Eric Brewer |
| Employee Relations | Sidney L. Shaw |
| Financial Administrator | Corey Troutman |
| Information Technology | Kevin J. Tusick |
| Jury Commission | Tamara Golletti |
| Juvenile Services | Gary Rosatelli |
| Law Library | Kathryn Weidner |
| Legal Department | Garen Fedeles |
| Library Commission | Jodi L. Oliver |
| Mental Health / Intellectual Disabilities | Gerard Mike |
| Office on Aging | Linda Lee Hall |
| Planning Commission | Lance M. Grable |
| Public Defender | Paul Steff |
| Purchasing / Central Services | Wayne A. Souffrant Jr. |
| Records Management | Tony Caltury |
| Recreation & Tourist Promotion | Timothy P. Ishman |
| Regional Booking Center | Tony Guy |
| Veterans Affairs | Kathy R. Nairn |
| Victim Witness | Stephen Jurich |
| Waste Management | Holly Vogt |
| Weights & Measures | Ronald Zuccaro |

COUNTY OF BEAVER, PENNSYLVANIA

ELECTED OFFICIALS AND DEPARTMENT DESCRIPTIONS

DECEMBER 31, 2020 AND JUNE 30, 2020

Elected Officials

Board of Commissioners

The Commissioners are the chief executive officers of the County. They are responsible for all legislative and administrative functions of the County.

Clerk of Courts

The Clerk of Courts is the chief clerk of the Court of Common Pleas. The Clerk of Courts is responsible for maintaining court records and collecting all court related fines and fees.

Controller

The Controller is the chief financial officer of the County who is responsible for supervising the budget, financial reporting, auditing and accounts payable. In addition, the Controller sits on several boards and is responsible for many administrative functions relating to those boards.

Coroner

The Coroner is responsible for inquiries/inquests relating to wrongful and/or suspicious deaths for the County.

Court of Common Pleas

There are seven judges that preside over the Court of Common Pleas within Beaver County. They are responsible for hearing cases and legal decisions in addition to overseeing the court system of Beaver County.

District Attorney

The District Attorney is the chief prosecutor for the County.

District Justices

There are eight District Justices within Beaver County that are established by district. They are responsible for arraignments, hearing minor claims, and traffic violations within Beaver County.

Prothonotary

The Prothonotary is responsible for maintaining court records and filings relating to divorce and other civil court cases, for filing financial statements and liens, and for issuing passports.

COUNTY OF BEAVER, PENNSYLVANIA

ELECTED OFFICIALS AND DEPARTMENT DESCRIPTIONS

DECEMBER 31, 2020 AND JUNE 30, 2020

Elected Officials - (Continued)

Recorder of Deeds

The Recorder of Deeds is responsible for the official filing of all property transfers within the County. This includes recordation of mortgages as well as deeds for properties sold.

Register of Wills

The Register of Wills is responsible for issuing marriage licenses, legal filings of estates and for collecting estate taxes.

Sheriff

The Sheriff's Department supports law enforcement, offers internal protective services, assists with sales through real estate foreclosures, issues firearms and other permits, posts certain statutorily-required notices, transports prisoners, and offers several other services to the County's residents.

Treasurer

The Treasurer is responsible for collecting taxes levied by the County, investing County funds and for issuing dog permits and licenses for small games of chance.

COUNTY OF BEAVER, PENNSYLVANIA

ELECTED OFFICIALS AND DEPARTMENT DESCRIPTIONS

DECEMBER 31, 2020 AND JUNE 30, 2020

Department Descriptions

Adult Probation

This office administers the probation procedures as established by the court system. The office is responsible for monitoring adult individuals who are serving court-mandated probation in addition to administrating state and federal grants that are received for such purposes.

Assessment / Tax Claim

This office is responsible for enforcing taxes levied by the Board of Commissioners for real estate. It assesses all properties within the County and manages the tax system.

Chief Clerk

The Chief Clerk is responsible for preparing and maintaining official records of the County.

Children & Youth Services

This agency oversees the programs which the County provides under grants awarded by the Commonwealth and Federal governments for the welfare of children. The agency provides families, as well as children, with various services such as counseling and foster care.

Community Development

This department is responsible for the administration of Federal and Commonwealth grants that are provided to the County for various programs. These programs assist in private and public development and improvement such as main street renovations and infrastructure repairs.

County Jail

The jail serves as a detention center for individuals awaiting trial or sentenced to serve time for minor violations or on work release programs mandated by the court.

Court Administrator

This administrative office of the court manages the court system within Beaver County. This entails all activities and responsibilities of the court system, as well as the offices that are responsible for those activities.

COUNTY OF BEAVER, PENNSYLVANIA

ELECTED OFFICIALS AND DEPARTMENT DESCRIPTIONS

DECEMBER 31, 2020 AND JUNE 30, 2020

Department Descriptions - (Continued)

Department of Public Works

This department manages various County projects, parks, road maintenance, rodent control, buildings and grounds, and minor repairs.

Domestic Relations

This court related office is responsible for providing and managing services that are under the auspices of the court system regarding domestic (family) problems and court-related situations.

Elections Bureau

This office is responsible for all activities involving primary, general and special elections within Beaver County.

Emergency Services / 911

This office is responsible for managing and administrating all activities that pertain to emergency situations affecting Beaver County. The 911 Center of Beaver County is under this jurisdiction.

Employee Relations

This department is responsible for all activities pertaining to human resources for Beaver County. Included in this array of services are payroll, employee hiring, discharge, rehabilitation efforts, administrating Equal Employment Opportunities Commission compliance, and labor relations activities.

Financial Administrator

This individual is responsible for the preparation of the County's budget and for managing the County's financial processes.

Information Technology

This office is responsible for managing information services which are provided for the County. The department provides technical services and support for various hardware and software programs in operation as well as communication systems. The department also directs the central telephone system.

COUNTY OF BEAVER, PENNSYLVANIA

ELECTED OFFICIALS AND DEPARTMENT DESCRIPTIONS

DECEMBER 31, 2020 AND JUNE 30, 2020

Department Descriptions - (Continued)

Jury Commission

The Jury Commission is responsible for the jury selection process on behalf of the Court of Common Pleas.

Juvenile Services

This department is responsible for overseeing the probation activities relating to minors/juveniles ordered into probation programs through the court system.

Law Library

This department is a Pennsylvania legal practice library. It is also equipped for federal practice.

Legal Department

This department acts as general legal counsel for the Board of Commissioners.

Library Commission

The commission administers the library system of Beaver County. The system is composed of ten member libraries and a bookmobile. Each library is responsible for managing its own budget and is supported by Federal, Commonwealth, and County funds.

Mental Health / Intellectual Disabilities

This agency provides services for individuals needing assistance due to dependencies or addictions to controlled substances and alcohol abuse. The services provided are mental health, intellectual disabilities, and drug and alcohol programs in forms of self-help and advocacy organizations. They also provide counseling, case management, prevention/intervention, outpatient and inpatient services, and treatment. The agency is able to provide such services through grants offered by Federal, Commonwealth and County funding.

Office on Aging

This agency is responsible for administering all programs provided by Beaver County to senior citizens. The types of services include but are not limited to: information and referral, care management, homemaker service, personal and attendant care, adult day care, respite care and ombudsman services. This agency is able to provide services through funding primarily provided by the Federal and Commonwealth governments.

COUNTY OF BEAVER, PENNSYLVANIA

ELECTED OFFICIALS AND DEPARTMENT DESCRIPTIONS

DECEMBER 31, 2020 AND JUNE 30, 2020

Department Descriptions - (Continued)

Planning Commission

This department is responsible for helping the public shape the kinds of communities desired. Part of this job is done through zoning, division of land into various uses to avoid nuisances and promote a healthy and orderly development. Zoning is a tool, but is not in itself planning. Planning involves many such tools, including economic and demographic analysis, natural and cultural resource evaluation, goal setting, land use regulation, and strategic planning.

Public Defender

The Public Defender is responsible for providing legal services to indigent individuals as required by the Courts.

Purchasing / Central Services

This department is responsible for all procurement for the County. In addition, it is responsible for maintaining all records for capital assets.

Records Management

This department provides microfilming and electronic data scanning services as well as record maintenance assistance to all Beaver County offices.

Recreation & Tourist Promotion

This department is responsible for administrating all recreational programs offered by the County, management of the County's recreational facilities, and promoting tourism within the County.

Regional Booking Center

This department operates under the auspices of the Sheriff's Department. It serves the purpose of identifying and processing individuals/prisoners as well as issuing emergency protection from abuse orders. Fees collected are to be used solely for the operations and maintenance of the Regional Booking Center.

COUNTY OF BEAVER, PENNSYLVANIA

ELECTED OFFICIALS AND DEPARTMENT DESCRIPTIONS

DECEMBER 31, 2020 AND JUNE 30, 2020

Department Descriptions - (Continued)

Veterans Affairs

This department provides services and information to veterans and their families concerning benefits and it administers the Federal, Commonwealth, and County laws pertaining to burial of deceased veterans and their spouses.

Victim Witness

This department operates under the auspices of the District Attorney's Office. It provides assistance to individuals that had been victimized by a crime or witnessed a crime.

Waste Management

This department manages the recycling program for Beaver County.

Weights & Measures

This department is responsible for the testing and review of all weighing and measuring devices both public and private within Beaver County and for offering the necessary certifications of compliance.

FINANCIAL SECTION

THIS PAGE LEFT INTENTIONALLY BLANK

REPORT OF INDEPENDENT CERTIFIED PUBLIC ACCOUNTANTS

The Board of County Commissioners
and the Beaver County Controller
County of Beaver
Beaver, Pennsylvania

Report on the Financial Statements

We have audited the accompanying financial statements of the governmental activities, the aggregate discretely presented component units, each major fund, and the aggregate remaining fund information of the County of Beaver, Pennsylvania (the County), as of and for the year ended December 31, 2020, and the related notes to the financial statements, which collectively comprise the County's basic financial statements as listed in the table of contents.

Management's Responsibility for the Financial Statements

Management is responsible for the preparation and fair presentation of these financial statements in accordance with accounting principles generally accepted in the United States of America; this includes the design, implementation, and maintenance of internal control relevant to the preparation and fair presentation of financial statements that are free from material misstatement, whether due to fraud or error.

Auditors' Responsibility

Our responsibility is to express opinions on these financial statements based on our audit. We did not audit the financial statements of the Beaver County Transit Authority (BCTA) and the Community College of Beaver County (CCBC), which represent 100 percent of the assets, net position, and revenues of the discretely presented component units. Those statements were audited by other auditors whose reports have been furnished to us, and our opinion, insofar as it relates to the amounts included for BCTA and CCBC is based solely on the report of the other auditors. We conducted our audit in accordance with auditing standards generally accepted in the United States of America. Those standards require that we plan and perform the audit to obtain reasonable assurance about whether the financial statements are free from material misstatement.

An audit involves performing procedures to obtain audit evidence about the amounts and disclosures in the financial statements. The procedures selected depend on the auditor's judgment, including the assessment of the risks of material misstatement of the financial statements, whether due to fraud or error. In making those risk assessments, the auditor considers internal control relevant to the entity's preparation and fair presentation of the financial statements in order to design audit procedures that are appropriate in the circumstances, but not for the purpose of expressing an opinion on the effectiveness of the entity's internal control. Accordingly, we express no such opinion. An audit also includes evaluating the appropriateness of accounting policies used and the reasonableness of significant accounting estimates made by management, as well as evaluating the overall presentation of the financial statements.

We believe that the audit evidence we have obtained is sufficient and appropriate to provide a basis for our audit opinions.

Opinions

In our opinion, based on our audit and the report of other auditors, the financial statements referred to above present fairly, in all material respects, the respective financial position of the governmental activities, the aggregate discretely presented component units, each major fund, and the aggregate remaining fund information of the County, as of December 31, 2020, and the respective changes in financial position and, where applicable, cash flows thereof for the year then ended in accordance with accounting principles generally accepted in the United States of America.

Other Matters

Required Supplementary Information

Accounting principles generally accepted in the United States of America require that the management's discussion and analysis, schedule of changes in the County's net pension liability (asset), schedule of employer contributions and pension plan investment returns, and budgetary comparison information, as listed in the table of contents as required supplemental information, be presented to supplement the basic financial statements. Such information, although not a part of the basic financial statements, is required by the Governmental Accounting Standards Board, who considers it to be an essential part of financial reporting for placing the basic financial statements in an appropriate operational, economic, or historical context. We have applied certain limited procedures to the required supplementary information in accordance with auditing standards generally accepted in the United States of America, which consisted of inquiries of management about the methods of preparing the information and comparing the information for consistency with management's responses to our inquiries, the basic financial statements, and other knowledge we obtained during our audit of the basic financial statements. We do not express an opinion or provide any assurance on the information because the limited procedures do not provide us with sufficient evidence to express an opinion or provide any assurance.

Other Information

Our audit was conducted for the purpose of forming opinions on the financial statements that collectively comprise the County's basic financial statements. The introductory section, other supplemental information, and statistical section are presented for purposes of additional analysis and are not a required part of the basic financial statements.

The other supplemental information as listed in the table of contents is the responsibility of management and was derived from and relates directly to the underlying accounting and other records used to prepare the basic financial statements. Such information has been subjected to the auditing procedures applied in the audit of the basic financial statements and certain additional procedures, including comparing and reconciling such information directly to the underlying accounting and other records used to prepare the basic financial statements or to the basic financial statements themselves, and other additional procedures in accordance with auditing standards generally accepted in the United States of America. In our opinion, based on our audit, the procedures performed as described above, the other supplemental information in the financial section is fairly stated, in all material respects, in relation to the basic financial statements as a whole.

The introductory and statistical sections have not been subjected to the auditing procedures applied in the audit of the basic financial statements, and accordingly, we do not express an opinion or provide any assurance on them.

The Binkley Kanavy Group, LLC

Certified Public Accountants
Pittsburgh, Pennsylvania
June 28, 2021

COUNTY OF BEAVER, PENNSYLVANIA

MANAGEMENT'S DISCUSSION AND ANALYSIS

DECEMBER 31, 2020 AND JUNE 30, 2020

As management of the County of Beaver (the County), we offer readers of the County's financial statements this narrative overview and analysis of the financial activities of the County for the fiscal year ended December 31, 2020. We encourage readers to consider the information presented here in conjunction with additional information that we have furnished in our letter of transmittal.

Financial Highlights of the Year Ended December 31, 2020

- The General Fund incurred a financial match responsibility of approximately \$4.0 million for its human and community services funded primarily through state and federal grants and entitlements. The equivalent amount for 2019 was about \$4.7 million.
- The County's overall long-term debt increased by about \$20.4 million during the year. The increase can be attributed to new bond issuances, as further described in Note J.
- The County invested roughly \$8.9 million in equipment and furniture, allocated approximately as follows:
 - \$4.1 million in buildings and improvements were made;
 - \$451,000 in vehicles;
 - \$2.7 million in furniture and equipment;
 - \$1.6 million was added to infrastructure during 2020.
- Revenues of the General Fund exceeded expenditures by about \$10.4 million.
- Real estate taxes, the County's main source of local revenue, decreased by about \$176,000, as recorded in each respective year on the Statement of Revenues, Expenditures, and Changes in Fund Balance.
- The net pension asset recorded on the government-wide Statement of Net Position is \$14.5 million, as compared to a net pension asset of \$3.1 million at December 31, 2019. The other items reported on the Statement of Net Position related to the performance of the County's employee retirement plan are the "net difference between projected and actual earnings on pension plan investments" at \$14,232,523 and \$21,651,229 as of December 31, 2020 and 2019, respectively, and "difference between expected and actual experience for pension plan" at \$26,610,299 and \$27,768,347 as of December 31, 2020 and 2019, respectively. The net appreciation of fair value of investments during 2020 is a major reason for these fluctuations. See Note A for a description of changes affecting the measurement and reporting of certain pension-related items.

COUNTY OF BEAVER, PENNSYLVANIA

MANAGEMENT'S DISCUSSION AND ANALYSIS

DECEMBER 31, 2020 AND JUNE 30, 2020

- Revenues of the County's Emergency Services 911 special revenue fund increased by approximately \$1.8 million. This increase related to intergovernmental revenue for certain emergency services projects.
- HealthChoices, as defined in Note A, capitation revenue increased by approximately \$4.5 million. HealthChoices medical expense and MCO assessment expense increased by approximately \$576,000 and \$2.4 million, respectively, over 2019.

COUNTY OF BEAVER, PENNSYLVANIA

MANAGEMENT'S DISCUSSION AND ANALYSIS

DECEMBER 31, 2020 AND JUNE 30, 2020

Overview of the Financial Statements

This discussion and analysis is intended to serve as an introduction to the County's basic financial statements. The County's basic financial statements are comprised of three components: 1) government-wide financial statements, 2) fund financial statements, and 3) notes to the financial statements. This report also contains supplementary information in addition to the basic financial statements themselves.

Government-wide financial statements

The *government-wide financial statements* are designed to provide readers with a broad overview of the County's finances, in a manner similar to a private-sector business.

The *Statement of Net Position* presents financial information on the entire County's assets, liabilities, and deferred inflows/outflows of resources, with the difference reported as net position. Over time, increases or decreases in net position may serve as a useful indicator of whether the financial position of the County is improving or deteriorating.

The *Statement of Activities* presents information showing how the County's net position changed during the most recent fiscal year. All changes in net position are reported as soon as the underlying event giving rise to the change occurs, *regardless of the timing of related cash flows*. Thus, revenues and expenses are reported for some items that will only result in cash flows in future fiscal periods (e.g., uncollected taxes and earned but unused vacation leave).

Both of these government-wide financial statements distinguish functions of the County that are principally supported by taxes and intergovernmental revenues (*governmental activities*) from other functions that are intended to recover all or a significant portion of their costs through user fees and charges (*business-type activities*). The governmental activities of the County are general government; judicial; public safety; public works and enterprises; culture, recreation and conservation; human services; and economic development. The County has no business-type activity to report for the primary government.

The government-wide financial statements include not only the County itself (known as the *primary government*), but also two legally separate entities, the Beaver County Transit Authority and the Community College of Beaver County, for which the County provides subsidies and appoints their boards. Financial information for these *component units* are reported separately from the financial information presented for the primary government itself.

The government-wide financial statements can be found on pages 45-46 of this report.

COUNTY OF BEAVER, PENNSYLVANIA

MANAGEMENT'S DISCUSSION AND ANALYSIS

DECEMBER 31, 2020 AND JUNE 30, 2020

Fund financial statements

A fund is a grouping of related accounts that is used to maintain control over resources that have been segregated for specific activities or objectives. The County, like other state and local governments, uses fund accounting to ensure and demonstrate compliance with finance-related legal requirements. All of the funds of the County can be divided into three categories: governmental funds, proprietary funds, and fiduciary funds.

Governmental funds

This fund grouping is used to account for essentially the same functions reported as governmental activities in the government-wide financial statements. However, unlike the government-wide financial statements, governmental fund financial statements focus on near-term inflows and outflows of spendable resources, as well as on balances of spendable resources available at the end of the fiscal year. Such information may be useful in evaluating a government's near-term financing requirements.

Because the focus of governmental funds is narrower than that of the government-wide financial statements, it is useful to compare the information presented for *governmental funds* with similar information presented for *governmental activities* in the government-wide financial statements. By doing so, readers may better understand the long-term impact of the government's near-term financing decisions. Immediately following both the governmental funds' Balance Sheet and the governmental funds' Statement of Revenues, Expenditures, and Changes in Fund Balances, is a statement that provides a reconciliation to facilitate a comparison between *governmental funds* and *governmental activities*.

The County maintains twenty-four individual governmental funds. Information is presented separately in the governmental funds' Balance Sheet and in the governmental funds' Statement of Revenues, Expenditures, and Changes in Fund Balance for the General Fund, Mental Health / Intellectual Disabilities, Emergency 911 Center, HealthChoices, Children & Youth, Community Development, Coronavirus Relief, and the 2020 GRB Energy Savings & Capital Improvements Fund all of which are considered to be major funds. Data from the other sixteen governmental funds are combined into a single aggregate presentation. Individual fund data for each of these non-major governmental funds is provided in the form of combining schedules. The County adopts an annual appropriated budget for each of its governmental funds.

The basic governmental funds' financial statements can be found on pages 47-52 of this report. The combining and individual fund schedules for the non-major governmental funds are presented following the required supplementary information. They can be found on pages 169-174 of this report.

COUNTY OF BEAVER, PENNSYLVANIA

MANAGEMENT'S DISCUSSION AND ANALYSIS

DECEMBER 31, 2020 AND JUNE 30, 2020

Proprietary funds

Proprietary funds are comprised of enterprise funds and internal service funds. *Enterprise funds* are used to report the same functions presented as *business-type activities* in the government-wide financial statements. The County does not have any enterprise funds to report on. *Internal service funds* are used to accumulate and allocate costs internally among the County's various functions.

The County uses Internal Service Funds to account for the medical benefits of the County's employees and to account for workers' compensation costs. The County adopts an annual budget for the two funds used to account for these costs.

Proprietary funds provide the same type of information as is presented on the government-wide financial statements, only in more detail. The proprietary fund's financial statements provide separate information for the County's Internal Service Funds.

The basic proprietary funds' financial statements can be found on pages 53-55 of this report. The combining financial statements for the internal service funds can be found on pages 191-193 of this report.

Fiduciary funds

Fiduciary funds are used to account for resources held for the benefit of parties outside the reporting government. Fiduciary funds are not reflected in the government-wide financial statements because the resources of those funds are not available to support the County's own programs. The accounting used for fiduciary funds is much like that used for proprietary funds. The basic fiduciary fund financial statements can be found on pages 56-57 of this report. The Combining Statement of Changes in Assets and Liabilities – Agency Funds is presented on pages 194-195 of this report.

Notes to the financial statements

The notes provide additional information that is essential to a full understanding of the data provided in the government-wide and fund financial statements. The notes to the financial statements can be found on pages 58-128 of this report.

Other information

In addition to the basic financial statements and accompanying notes, this report also presents certain required supplementary information concerning the County's pension liability, contributions, investment returns and other information and budgetary comparison schedules for the General Fund and other major governmental funds. Required supplementary information can be found on pages 131-135 of this report.

COUNTY OF BEAVER, PENNSYLVANIA

MANAGEMENT'S DISCUSSION AND ANALYSIS

DECEMBER 31, 2020 AND JUNE 30, 2020

Government-wide Financial Analysis

This analysis focuses on the *primary government*, as defined on page 30. Separate financial statements for the County's component units, including their managements' discussion and analysis, can be obtained from the component units at the addresses disclosed in Note A.

Analysis of Net Position

As noted earlier, net position is a useful indicator of a government's financial position. Assets and deferred outflows of resources exceeded liabilities and deferred inflows of resources by \$56,790,118 at December 31, 2020. Assets and deferred outflows of resources exceeded liabilities and deferred inflows of resources by \$40,738,090 at January 1, 2020.

COUNTY OF BEAVER, PENNSYLVANIA

MANAGEMENT'S DISCUSSION AND ANALYSIS

DECEMBER 31, 2020 AND JUNE 30, 2020

County of Beaver's Statement of Net Position (in thousands)

The following is a summary of the primary government as presented on the County's Statement of Net Position as of December 31, 2020 and 2019.

| | <u>2020</u> | <u>2019</u> |
|---|------------------|------------------|
| Assets: | | |
| Current and Other Assets | \$ 101,444 | \$ 73,228 |
| Capital Assets | 129,224 | 114,260 |
| Total Assets: | <u>230,668</u> | <u>187,488</u> |
| Deferred Outflows of Resources: | | |
| Deferred Charge on Refunding Debt | \$ 15,109 | \$ 9,078 |
| Net Difference Between Projected and Actual Earnings on Pension Plan Investments | 14,233 | 21,651 |
| Total Deferred Outflows of Resources: | 29,342 | 30,729 |
| Liabilities: | | |
| Long-Term Liabilities | \$ 144,123 | \$ 123,724 |
| Other Liabilities | 32,487 | 25,986 |
| Total Liabilities: | 176,610 | 149,710 |
| Deferred Inflows of Resources: | | |
| Difference Between Expected and Actual Experience for Pension Plan | \$ 26,610 | \$ 27,768 |
| Total Deferred Inflows of Resources: | 26,610 | 27,768 |
| Net Position: | | |
| Net Investment in Capital Assets | \$ 18,223 | \$ 20,347 |
| Restricted | 43,873 | 30,069 |
| Unrestricted | <u>(5,306)</u> | <u>(9,678)</u> |
| Total Net Position: | <u>\$ 56,790</u> | <u>\$ 40,738</u> |

A significant portion of the County's net position is largely restricted for mental and behavioral health programs, capital projects and debt service. Another major portion of net position is represented by the County's investment in capital assets.

COUNTY OF BEAVER, PENNSYLVANIA

MANAGEMENT'S DISCUSSION AND ANALYSIS

DECEMBER 31, 2020 AND JUNE 30, 2020

County of Beaver's Statement of Activities (in thousands)

The following summarizes the primary government as presented on the County's Statement of Activities for the years ended December 31, 2020 and 2019.

| | <u>2020</u> | <u>2019</u> |
|--------------------------------------|------------------|------------------|
| Program Revenues: | | |
| Fees and Charges | \$ 16,920 | \$ 18,924 |
| Operating Grants and Contributions | 117,370 | 99,531 |
| General Revenues: | | |
| Real Estate Taxes | 57,125 | 57,618 |
| Investment Income | <u>473</u> | <u>884</u> |
| Total Revenues: | 191,888 | 176,957 |
| Program Expenses: | | |
| General Government | \$ 20,676 | \$ 11,802 |
| Judicial | 17,140 | 18,684 |
| Public Safety | 21,618 | 22,644 |
| Public Works and Enterprises | 5,091 | 5,541 |
| Culture, Recreation and Conservation | 3,546 | 4,034 |
| Human Services | 96,162 | 96,182 |
| Economic Development | 5,539 | 5,057 |
| Interest Expense | <u>6,064</u> | <u>5,439</u> |
| Total Expenses: | 175,836 | 169,383 |
| Change in Net Position: | 16,052 | 7,574 |
| Net Position - Beginning | <u>40,738</u> | <u>33,164</u> |
| Net Position - Ending | <u>\$ 56,790</u> | <u>\$ 40,738</u> |

COUNTY OF BEAVER, PENNSYLVANIA

MANAGEMENT'S DISCUSSION AND ANALYSIS

DECEMBER 31, 2020 AND JUNE 30, 2020

Changes in Net Position

The County's net position for governmental activities increased by approximately \$16.0 million and \$7.5 million for the years ended December 31, 2020 and 2019, respectively.

The County's expenses cover a wide range of services. The largest share of expenses continues to be incurred for Human Services.

Analysis of Changes in Net Position

The financial undertakings of the County's primary government are comprised entirely of governmental activities in 2020 and 2019. The current year's increase in net position is explained in the discussion that follows below.

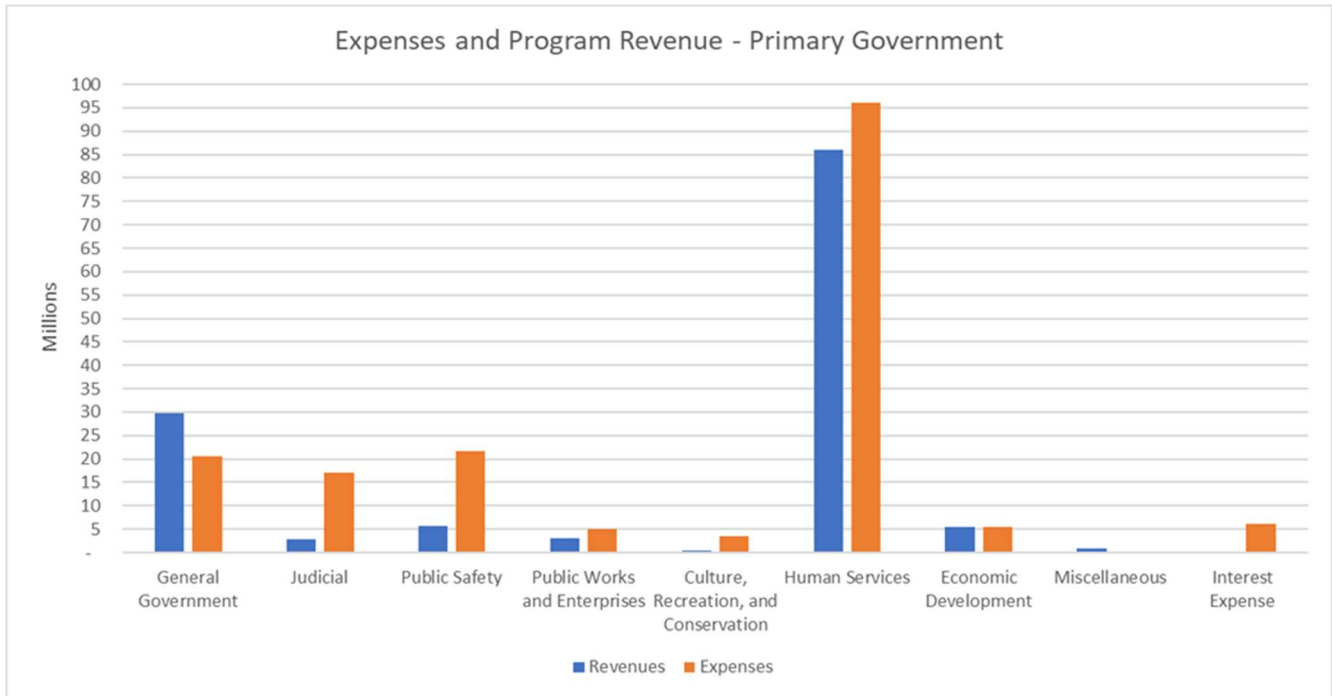
There are a number of reasons that explain the change in net position for the year ended December 31, 2020. One of those reasons was an increase in Operating Grants and Contributions of approximately \$17.8 million.

COUNTY OF BEAVER, PENNSYLVANIA

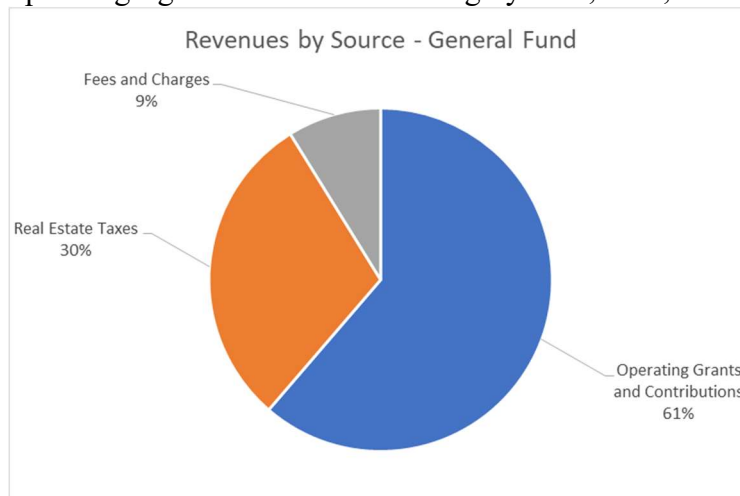
MANAGEMENT’S DISCUSSION AND ANALYSIS

DECEMBER 31, 2020 AND JUNE 30, 2020

The table below depicts the behavior of the various governmental functions’ revenues and expenses described above.



The revenue mix of the County’s governmental activities remained fairly constant when compared with 2019, with an increase in operating grants and contributions, and a corresponding decrease in fees and charges and real estate taxes. Approximately 61% of the County’s revenue originated from operating grants and contributions, 9% from fees and charges, and 30% from taxes on real estate during 2020. The corresponding figures for 2019 were roughly 56%, 11%, and 33%, respectively.

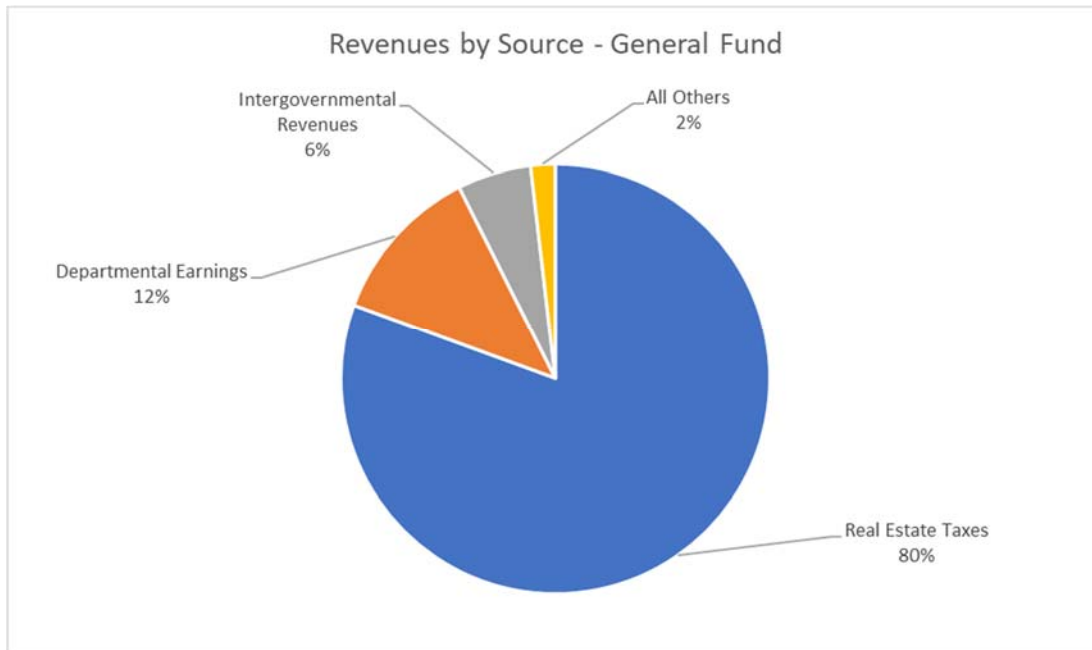


COUNTY OF BEAVER, PENNSYLVANIA

MANAGEMENT'S DISCUSSION AND ANALYSIS

DECEMBER 31, 2020 AND JUNE 30, 2020

The revenue mix of the County's General Fund remained fairly constant when compared with 2019, with an increase in real estate taxes and a decrease in departmental earnings. During 2020, approximately 80% of the General Fund's revenue originated from real estate taxes, 12% from departmental earnings, and 6% from intergovernmental revenues. The corresponding figures for 2019 were roughly 78%, 14%, and 7%, respectively.



Financial Analysis of the County's Individual Funds

Governmental Funds

The focus of the County's governmental funds is to provide information on near-term inflows, outflows, and balances of expendable resources. Such information is useful in assessing the County's financing requirements. In particular, the unassigned fund balance may serve as a useful measure of a government's net resources available for spending at the end of the year.

At December 31, 2020, the County's governmental funds reported a combined ending fund balance of \$64.3 million, which represents an increase of \$20.9 million in comparison to the previous year. The ending fund balance is segregated into the following categories with its corresponding balances: non-spendable for prepaid assets, \$1.9 million; restricted, \$26.2 million; committed, \$16.1 million; assigned, \$7.0 million; and unassigned, \$13.1 million. The terms used to classify fund balance and their significance are further described and defined in Note A to the financial statements. Also in Note A is presented a breakdown of restricted fund balance into specific programs.

COUNTY OF BEAVER, PENNSYLVANIA

MANAGEMENT'S DISCUSSION AND ANALYSIS

DECEMBER 31, 2020 AND JUNE 30, 2020

The overall change in fund balance of the governmental funds is attributed primarily to the \$17.7 million increase in intergovernmental revenues when compared to 2019, largely resulting from money received for the Coronavirus Relief Fund, which was utilized to offset expenditures in other funds.

The Mental Health / Intellectual Disabilities fund had a \$568,000 decrease in revenues from 2019 when compared with 2020. The fund also experienced a decrease in expenditures from 2019 to 2020 of \$1.8 million, and a decrease in transfers from other funds of approximately \$19,000, which caused an increase of approximately \$1.1 million in fund balance. The fund balance at December 31, 2020 was \$2,247,844, compared to the 2019 fund balance which was \$1,125,481. The Mental Health / Intellectual Disabilities' Schedule of Revenues, Expenditures and Changes in Fund Balance can be found on page 137 of this report.

Emergency 911 Center experienced a \$1.8 million increase in revenues from 2019 to 2020, and about a \$208,000 decrease in expenditures in 2020, attributed to intergovernmental revenue for certain emergency services projects. The Emergency 911 Center also experienced a \$2.1 million decrease in capital lease agreements. This resulted in about a \$7,000 decrease in fund balance to \$12,817. The main source of revenue in EMS – 911 is their departmental earnings. The Emergency 911 Center's Schedule of Revenues, Expenditures and Changes in Fund Balance can be found on page 138 of this report.

HealthChoices capitation revenue increased by approximately \$4.5 million. HealthChoices medical expense and MCO assessment expense increased by approximately \$576,000 and \$2.4 million, respectively, over 2019. This fund is separately audited each year based on the Commonwealth's Department of Human Services HealthChoices Examination Guide for the Behavioral Health Program. A complete report is submitted to the Commonwealth for approval. HealthChoices' Schedule of Revenues, Expenditures and Changes in Fund Balance can be found on page 139 of this report.

Children & Youth experienced a \$1.0 million decrease in revenues, a \$699,000 decrease in expenditures, and a \$1.0 million decrease in transfers from other funds from 2019 to 2020. The fund balance at December 31, 2020 was \$1,383,438, compared to the 2019 fund balance which was \$2,664,325. Children & Youth's Schedule of Revenues, Expenditures and Changes in Fund Balance can be found on page 140 of this report.

Community Development revenues increased by \$267,000, amounting to a 5.1% increase in 2020 compared to 2019. The increase in revenues was offset by a \$291,000 decrease in expenditures, or an approximately 5.4% increase compared to 2019. Community Development's Schedule of Revenues, Expenditures and Changes in Fund Balance can be found on page 141 of this report.

COUNTY OF BEAVER, PENNSYLVANIA

MANAGEMENT'S DISCUSSION AND ANALYSIS

DECEMBER 31, 2020 AND JUNE 30, 2020

Coronavirus Relief fund is a new fund in 2020 and reported revenues of approximately \$14.8 million. These funds were primarily used to offset salaries and wages in other funds. Additional information can be found in Note O. Coronavirus Relief's Schedule of Revenues, Expenditures and Changes in Fund balance can be found on page 142 of this report.

The 2020 General Revenue Bond (GRB) Energy Savings and Capital Improvements fund is a new capital projects fund in 2020. This fund incurred capital asset expenditures of approximately \$4.1 million in 2020. 2020 GRB Energy Savings and Capital Improvements' Schedule of Revenues, Expenditures and Changes in Fund balance can be found on page 143 of this report.

The non-major governmental funds' total assets increased over \$7.2 million from \$11,635,460 to \$18,915,567 in 2020. The non-major funds' revenues decreased by \$1.8 in 2020 compared with 2019. The decreased revenue was accompanied by an increase in expenditures of approximately \$733,000 million from 2019 to 2020.

Proprietary Funds – Internal Service Funds

The County's internal service funds net position increased in 2020. This is the result of expenses - medical claims, workers' compensation claims, insurance premiums, and administration costs – not outpacing the level of related revenues designated for collection. For the year ended December 31, 2020, the net gain combined for the Medical Fund and the Workers' Compensation Fund amounted to approximately \$25,000. In 2020, the County collected decreased operating revenues of \$66,000 lower than the amount collected in 2019. The internal service fund also had a increase in costs of services and administrative expenses of approximately \$1 million from 2019 to 2020.

Fiduciary Funds

The County maintains fiduciary funds for the Pension Trust Fund and several Agency Funds. The Pension Trust Fund's net position increased approximately \$18.3 million in 2020 and increased approximately \$41.6 million in 2019, respectively. The appreciation in the fair value of investments in 2020 amounted to \$29.5 million and the appreciation in fair value of investments in 2019 amounted to \$50.8 million. The Pension Trust Fund has a \$350.7 million balance in net position as of December 31, 2020.

General Fund Budgetary Highlights

During any given year there are many factors that may change a budget from the *original* approved version to the *final* ending version. There may be changes in policies, revenue sources or unexpected events that have a financial impact upon the County and require that the budget be adjusted to reflect those circumstances.

COUNTY OF BEAVER, PENNSYLVANIA

MANAGEMENT'S DISCUSSION AND ANALYSIS

DECEMBER 31, 2020 AND JUNE 30, 2020

The General Fund's budgeted revenues were decreased by over \$4.0 million since the passing of the original 2020 budget. Adjustments were made to increase Intergovernmental Revenues by \$302,000, increase Departmental Earnings by \$20,000, and decrease Miscellaneous Revenues by \$4.5 million. Miscellaneous Revenues were adjusted to net reimbursement revenues against expenses. Actual revenues were about \$2.5 million lower than final amended budgeted revenues, principally due to \$636,000 in intergovernmental revenues and \$2.1 million in departmental earnings. Budgeted expenditures were decreased from the initial \$76.9 million to close to \$73.4 million, primarily due to a reduction in general government, public safety and principal debt service. Despite the amendments in budgeted expenditures, the actual expenditures in the categories of general government, judicial, public safety, public works and enterprises, and culture, recreation, and conservation were a combined \$11.6 million lower than the final amended budgeted expenditures in those same categories. Overall, aggregate final amended budgeted expenditures were \$11.9 million more than actual expenditures of the General Fund. The General Fund's Schedule of Revenues, Expenditures and Changes in Fund Balance – Budget and Actual can be found on page 136 of this report.

Budgetary restrictions continue to be enforced across departments of the General Fund. Along with long-term debt restructuring, the County continues to search for new revenue sources and ways to cut costs.

County of Beaver's Capital Assets (in thousands and net of accumulated depreciation)

What follows is a summary of the capital assets recorded in the County's primary government as of December 31, 2020 and 2019:

| | <u>2020</u> | <u>2019</u> |
|------------------------------|-------------------|-------------------|
| Assets not Being Depreciated | \$ 1,733 | \$ 1,733 |
| Buildings and Improvements | 47,035 | 45,087 |
| Vehicles | 840 | 621 |
| Furniture and Equipment | 8,141 | 6,753 |
| Infrastructure | 56,924 | 56,932 |
| Total | <u>\$ 114,673</u> | <u>\$ 111,126</u> |

Additional information on the County's capital assets can be found in Note F of this report.

COUNTY OF BEAVER, PENNSYLVANIA

MANAGEMENT'S DISCUSSION AND ANALYSIS

DECEMBER 31, 2020 AND JUNE 30, 2020

County of Beaver's Outstanding Long-Term Debt (excluding net pension liability)

The following is a summary of the County's outstanding long-term debt, excluding the net pension liability, as of December 31, 2020 and 2019:

| | <u>2020</u> | <u>2019</u> |
|--------------------------|-----------------------|-----------------------|
| Governmental Activities: | | |
| General obligation debt | \$ 92,450,000 | \$ 102,675,000 |
| Other long-term debt | 46,587,618 | 17,037,998 |
| (Discount)/Premium | <u>5,085,235</u> | <u>4,011,065</u> |
| Total | <u>\$ 144,122,853</u> | <u>\$ 123,724,063</u> |

The County's general obligation bond rating from Standard and Poor's for its most recent issue was 'BBB+', resulting from its most recent bond issuances in 2020. Additional information on the County's long-term debt can be found in Note J of this report.

Economic Factors

Budget cuts affecting the federal and the Commonwealth's governments are likely to continue affecting the various departments and programs throughout the County during 2021. The County has already implemented significant cost-cutting measures for 2020 and beyond. The multi-billion dollar investment expected from the construction of an ethane cracker plant and its subsequent operation within Beaver County is sure to enhance the County's revenues as well as its residents' quality of life. The County's management continues to actively address financial challenges into the future by searching for economic opportunities while optimizing the use of available resources.

Requests for Information

This financial report is designed to provide a general overview of the County's finances for all those with an interest in them. Questions concerning any of the information provided in this report or requests for additional financial information should be addressed to:

Office of the Controller
Beaver County Courthouse
810 Third Street
Beaver, Pennsylvania 15009-2196

BASIC FINANCIAL STATEMENTS

THIS PAGE LEFT INTENTIONALLY BLANK

COUNTY OF BEAVER, PENNSYLVANIA

STATEMENT OF NET POSITION

DECEMBER 31, 2020 or JUNE 30, 2020

| | Primary Government | Component Units | |
|--|----------------------------|---|--|
| | Governmental Activities | Beaver County Transit Authority as of June 30, 2020 | Community College of Beaver County as of June 30, 2020 |
| Assets | | | |
| Current Assets | | | |
| Cash and Cash Equivalents | \$ 70,230,422 | \$ 3,018,638 | \$ 2,303,220 |
| Restricted Cash | 11,569,085 | - | 29,841 |
| Restricted Investments | 1,732,412 | - | 1,740,324 |
| Receivables | 16,023,736 | 2,312,897 | 2,060,372 |
| Supplies | - | 245,796 | - |
| Prepaid Items | 1,888,522 | 175,250 | 305,520 |
| Total Current Assets | 101,444,177 | 5,752,581 | 6,439,277 |
| Non-Current Assets | | | |
| Land and Land Improvements | 1,732,929 | 3,774,575 | 1,728,515 |
| Buildings and Improvements | 94,055,129 | 17,556,046 | 57,563,091 |
| Construction in Progress | - | 480,391 | 4,406,873 |
| Vehicles | 5,222,119 | 17,919,877 | 219,956 |
| Furniture and Equipment | 23,917,386 | 1,585,526 | 14,059,730 |
| Infrastructure | 79,365,926 | - | - |
| Accumulated Depreciation | (89,620,166) | (18,425,652) | (37,514,238) |
| Net Pension Asset | 14,551,177 | - | - |
| Total Non-Current Assets | 129,224,500 | 22,890,763 | 40,463,927 |
| Total Assets | 230,668,677 | 28,643,344 | 46,903,204 |
| Deferred Outflows of Resources | | | |
| Deferred Charge on Refunding Debt | 15,109,166 | - | 353,342 |
| Deferred Outflows on Other Postemployment benefits | - | - | 3,000 |
| Net Difference Between Projected and Actual Earnings on Pension Plan Investments | 14,232,523 | - | 177,395 |
| Total Assets and Deferred Outflows of Resources | \$ 260,010,366 | \$ 28,643,344 | \$ 47,436,941 |
| Liabilities | | | |
| Current Liabilities | | | |
| Notes and Interest Payable | - | - | - |
| Accounts Payable | \$ 15,221,388 | \$ 644,011 | \$ 1,130,960 |
| Accrued Vacation | 2,980,737 | - | 20,000 |
| Accrued Interest | 849,506 | - | 84,044 |
| Accrued Other Liabilities | 2,805,475 | 211,374 | 1,255,156 |
| Unearned Revenues | 6,819,283 | 3,507,740 | 670,161 |
| Accrued Other Employee Benefits | 510,707 | 138,934 | - |
| Accrued HealthChoices Program Costs | 3,300,000 | - | - |
| Long-Term Debt | 9,191,047 | - | 2,942,368 |
| Total Current Liabilities | 41,678,143 | 4,502,059 | 6,102,689 |
| Non-Current Liabilities | | | |
| Long-Term Debt | 134,931,806 | - | 30,346,228 |
| Net Pension Liability | - | - | 1,825,000 |
| Total Non-Current Liabilities | 134,931,806 | - | 32,171,228 |
| Total Liabilities | 176,609,949 | 4,502,059 | 38,273,917 |
| Deferred Inflows of Resources | | | |
| Deferred Inflows on Other Postemployment benefits | - | - | 22,000 |
| Difference Between Expected and Actual Experience for Pension Plan | 26,610,299 | - | 416,000 |
| Total Liabilities and Deferred Inflows of Resources | 203,220,248 | 4,502,059 | 38,711,917 |
| Net Position | | | |
| Net Investment in Capital Assets | 18,223,219 | 22,890,763 | 7,918,082 |
| Restricted for: | | | |
| Nonexpendable | - | - | 2,569,542 |
| Debt Service | 1,732,412 | - | - |
| Programs for Mental / Behavioral Health | 14,101,901 | - | - |
| Programs for Children & Youth | 2,572,627 | - | - |
| Programs for Community Development | 233,238 | - | - |
| Programs for Capital Projects | 20,932,531 | - | - |
| Programs for General Law Enforcement | 1,209,518 | - | - |
| Programs for Elderly Population | 1,647,190 | - | - |
| Programs for Office Improvements | 651,249 | - | - |
| Programs for Emergency Services | 89,212 | - | - |
| Programs for Tourism | 703,331 | - | - |
| Unrestricted | (5,306,310) | 1,250,522 | (1,762,600) |
| Total Net Position | \$ 56,790,118 | \$ 24,141,285 | \$ 8,725,024 |

The accompanying notes are an integral part of this financial statement.

COUNTY OF BEAVER, PENNSYLVANIA

STATEMENT OF ACTIVITIES

FOR THE YEARS ENDED DECEMBER 31, 2020 or JUNE 30, 2020

| Functions/Programs | Expenses | Program Revenues | | | Net (Expenses) Revenues and Change in Net Position | | |
|---|-----------------------|----------------------|------------------------------------|----------------------------------|--|---|--|
| | | Fees and Charges | Operating Grants and Contributions | Capital Grants and Contributions | Primary Government | Component Units | |
| | | | | | Governmental Activities | Beaver County Transit Authority as of June 30, 2020 | Community College of Beaver County as of June 30, 2020 |
| Primary Government | | | | | | | |
| Governmental Activities | | | | | | | |
| General Government | \$ 20,676,260 | \$ 9,028,695 | \$ 20,729,980 | \$ - | \$ 9,082,415 | \$ - | \$ - |
| Judicial | 17,140,359 | 735,864 | 2,195,661 | - | (14,208,834) | - | - |
| Public Safety | 21,618,204 | 4,039,898 | 1,692,096 | - | (15,886,210) | - | - |
| Public Works and Enterprises | 5,090,827 | 15,203 | 3,091,514 | - | (1,984,110) | - | - |
| Culture, Recreation and Conservation | 3,546,401 | 525,987 | - | - | (3,020,414) | - | - |
| Human Services | 96,161,179 | 1,577,980 | 84,376,005 | - | (10,207,194) | - | - |
| Economic Development | 5,539,439 | 224,320 | 5,284,871 | - | (30,248) | - | - |
| Miscellaneous | - | 771,602 | - | - | 771,602 | - | - |
| Interest Expense | 6,063,833 | - | - | - | (6,063,833) | - | - |
| Total Governmental Activities | <u>175,836,502</u> | <u>16,919,549</u> | <u>117,370,127</u> | <u>-</u> | <u>(41,546,826)</u> | <u>-</u> | <u>-</u> |
| Total Primary Government | <u>\$ 175,836,502</u> | <u>\$ 16,919,549</u> | <u>\$ 117,370,127</u> | <u>\$ -</u> | <u>\$ (41,546,826)</u> | <u>\$ -</u> | <u>\$ -</u> |
| Component Units | | | | | | | |
| Beaver County Transit Authority | \$ 12,100,018 | \$ 971,833 | \$ 8,439,761 | \$ 599,053 | \$ - | \$ (2,089,371) | \$ - |
| Community College of Beaver County | 31,183,967 | 11,696,432 | 19,784,375 | - | - | - | 296,840 |
| Total Component Units | <u>\$ 43,283,985</u> | <u>\$ 12,668,265</u> | <u>\$ 28,224,136</u> | <u>\$ 599,053</u> | <u>\$ -</u> | <u>\$ (2,089,371)</u> | <u>\$ 296,840</u> |
| General Revenues | | | | | | | |
| Real Estate Taxes | | | | | \$ 57,125,498 | \$ - | \$ - |
| Investment Income | | | | | 473,356 | - | 92,281 |
| Gain (Loss) on Disposal of Capital Assets | | | | | - | - | 26,249 |
| Total General Revenues | | | | | <u>57,598,854</u> | <u>-</u> | <u>118,530</u> |
| Change in Net Position | | | | | 16,052,028 | (2,089,371) | 415,370 |
| Net Position - Beginning | | | | | 40,738,090 | 26,228,621 | 8,309,654 |
| Prior Period Adjustment | | | | | <u>-</u> | <u>2,035</u> | <u>-</u> |
| Net Position - Ending | | | | | <u>\$ 56,790,118</u> | <u>\$ 24,141,285</u> | <u>\$ 8,725,024</u> |

The accompanying notes are an integral part of this financial statement.

COUNTY OF BEAVER, PENNSYLVANIA

BALANCE SHEET GOVERNMENTAL FUNDS

DECEMBER 31, 2020

| | General | Mental Health/ Intellectual Disabilities | Emergency 911 Center | HealthChoices | Children & Youth |
|---|----------------------|--|-------------------------|----------------------|---------------------|
| Assets | | | | | |
| Cash and Cash Equivalents | \$ 19,541,333 | \$ 4,580,683 | \$ 4,074,574 | \$ 3,853,687 | \$ 2,768,313 |
| Restricted Cash | 215,539 | - | - | 11,353,546 | - |
| Restricted Investments | 1,732,412 | - | - | - | - |
| Receivables | 1,192,676 | 1,204,206 | 852,146 | 4,589,848 | 1,949,227 |
| Prepaid Items | 249,822 | - | 143,234 | 1,487,143 | 2,074 |
| Interfund Receivables | 5,138,853 | 9,090 | - | 452 | 46,502 |
| Total Assets | \$ 28,070,635 | \$ 5,793,979 | \$ 5,069,954 | \$ 21,284,676 | \$ 4,766,116 |
| Liabilities | | | | | |
| Accounts Payable | \$ 2,222,700 | \$ 2,307,164 | \$ 154,570 | \$ 4,894,496 | \$ 2,078,948 |
| Accrued Wages and Payroll Costs | 1,708,553 | 113,964 | - | 32,786 | 112,467 |
| Accrued Other Liabilities | 484,570 | 111,082 | - | 158,021 | - |
| Accrued HealthChoices Program Costs | - | - | - | 3,300,000 | - |
| Unearned Revenues | 906,097 | 187,749 | 3,367,988 | - | - |
| Interfund Payable | 147,637 | 358,440 | 1,534,579 | 25,909 | - |
| Total Liabilities | 5,469,557 | 3,078,399 | 5,057,137 | 8,411,212 | 2,191,415 |
| Deferred Inflows of Resources | | | | | |
| Unavailable Revenues | 30,884 | 467,736 | - | - | 1,191,263 |
| Fund Balance (Deficit) | | | | | |
| Non-Spendable: | | | | | |
| Prepaid Items | 249,822 | - | 143,234 | 1,487,143 | 2,074 |
| Restricted: | | | | | |
| Debt Service | 1,732,412 | - | - | - | - |
| Programs for Mental / Behavioral Health | - | 2,247,844 | - | 11,386,321 | - |
| Programs for Emergency 911 Center | - | - | 12,817 | - | - |
| Programs for Children & Youth | - | - | - | - | 1,381,364 |
| Programs for Community Development | - | - | - | - | - |
| Other | 215,539 | - | - | - | - |
| Committed: | | | | | |
| Capital Projects | - | - | - | - | - |
| Assigned: | | | | | |
| Capital Projects | 7,000,000 | - | - | - | - |
| Unassigned: | 13,372,421 | - | (143,234) | - | - |
| Total Fund Balance (Deficit) | 22,570,194 | 2,247,844 | 12,817 | 12,873,464 | 1,383,438 |
| Total Liabilities, Deferred Inflows of Resources, and Fund Balance (Deficit) | \$ 28,070,635 | \$ 5,793,979 | \$ 5,069,954 | \$ 21,284,676 | \$ 4,766,116 |

The accompanying notes are an integral part of this financial statement.

COUNTY OF BEAVER, PENNSYLVANIA

BALANCE SHEET GOVERNMENTAL FUNDS (CONTINUED)

DECEMBER 31, 2020

| | Community Development | Coronavirus Relief | 2020 GRB Energy Savings & Capital Improvements | Other Governmental Funds | Total Governmental Funds |
|---|--------------------------|-----------------------|--|--------------------------------|--------------------------------|
| Assets | | | | | |
| Cash and Cash Equivalents | \$ 3,047,446 | \$ 1,914,978 | \$ 10,860,930 | \$ 17,296,288 | \$ 67,938,232 |
| Restricted Cash | - | - | - | - | 11,569,085 |
| Restricted Investments | - | - | - | - | 1,732,412 |
| Receivables | 512,224 | - | - | 902,940 | 11,203,267 |
| Prepaid Items | 289 | - | - | 5,960 | 1,888,522 |
| Interfund Receivables | 9,712 | - | - | 710,379 | 5,914,988 |
| Total Assets | \$ 3,569,671 | \$ 1,914,978 | \$ 10,860,930 | \$ 18,915,567 | \$ 100,246,506 |
| Liabilities | | | | | |
| Accounts Payable | \$ 453,284 | \$ - | \$ 1,944,019 | \$ 690,078 | \$ 14,745,259 |
| Accrued Wages and Payroll Costs | 7,991 | - | - | 76,041 | 2,051,802 |
| Accrued Other Liabilities | - | - | - | - | 753,673 |
| Accrued HealthChoices Program Costs | - | - | - | - | 3,300,000 |
| Unearned Revenues | 2,260,962 | - | - | 96,487 | 6,819,283 |
| Interfund Payable | 613,907 | 1,915,515 | - | 1,351,622 | 5,947,609 |
| Total Liabilities | 3,336,144 | 1,915,515 | 1,944,019 | 2,214,228 | 33,617,626 |
| Deferred Inflows of Resources | | | | | |
| Unavailable Revenues | 29,462 | - | - | 602,536 | 2,321,881 |
| Fund Balance (Deficit) | | | | | |
| Non-Spendable: | | | | | |
| Prepaid Items | 289 | - | - | 5,960 | 1,888,522 |
| Restricted: | | | | | |
| Debt Service | - | - | - | - | 1,732,412 |
| Programs for Mental / Behavioral Health | - | - | - | - | 13,634,165 |
| Programs for Emergency 911 Center | - | - | - | - | 12,817 |
| Programs for Children & Youth | - | - | - | - | 1,381,364 |
| Programs for Community Development | 203,776 | - | - | - | 203,776 |
| Other | - | - | - | 8,963,422 | 9,178,961 |
| Committed: | | | | | |
| Capital Projects | - | - | 8,916,911 | 7,243,722 | 16,160,633 |
| Assigned: | | | | | |
| Capital Projects | - | - | - | - | 7,000,000 |
| Unassigned: | - | (537) | - | (114,301) | 13,114,349 |
| Total Fund Balance (Deficit) | 204,065 | (537) | 8,916,911 | 16,098,803 | 64,306,999 |
| Total Liabilities, Deferred Inflows of Resources, and Fund Balance (Deficit) | \$ 3,569,671 | \$ 1,914,978 | \$ 10,860,930 | \$ 18,915,567 | \$ 100,246,506 |

The accompanying notes are an integral part of this financial statement.

COUNTY OF BEAVER, PENNSYLVANIA

RECONCILIATION OF GOVERNMENTAL FUND BALANCES TO THE STATEMENT OF NET POSITION

DECEMBER 31, 2020

| | | |
|---|---------------------|--------------------------|
| Total Fund Balances - Governmental Funds | \$ | 64,306,999 |
| Receivables for real estate taxes not available to pay for current period expenditures, and therefore, are deferred in the funds. | | 4,610,544 |
| Grant revenues not available to pay for current period expenditures, and therefore, are deferred in the funds. | | 2,321,881 |
| Capital assets used in governmental activities are not financial resources, and therefore, are not reported in the funds. | | |
| Land | 1,732,929 | |
| Buildings and improvements | 94,055,129 | |
| Vehicles | 5,222,119 | |
| Furniture and equipment | 23,917,386 | |
| Infrastructure | 79,365,926 | |
| Accumulated depreciation | <u>(89,620,166)</u> | 114,673,323 |
| Accrued interest and accrued vacation payable are not recognized in the governmental funds. | | |
| Accrued interest payable | (849,506) | |
| Accrued vacation payable | <u>(2,980,737)</u> | (3,830,243) |
| Non-current liabilities are not due nor payable in the current period, and therefore, are not reported in the funds. These liabilities consist of: | | |
| General obligation bonds series 2016 payable | (35,290,000) | |
| General obligation bonds series 2017 payable | (50,775,000) | |
| General obligation bonds series 2020 payable | (6,385,000) | |
| PFA series of 2020 payable | (24,485,000) | |
| BCEDA series of 2020 payable | (11,690,000) | |
| Other general long-term liabilities - | | |
| PFA Series 2013 | (1,730,000) | |
| DCED General Obligation Note | (3,619) | |
| Premium | (5,085,236) | |
| Capital Lease Obligation | (7,388,019) | |
| Accrued sick and early termination benefits payable | <u>(1,290,979)</u> | (144,122,853) |
| Deferred Charges on Refunding Debt | | 15,109,166 |
| The net pension asset, and deferred inflows and outflows of resources for pension-related items are not recorded on the fund financial statements. | | 2,173,401 |
| An internal service fund is used by management to account for medical benefits and workers compensation of the County employees. The assets and liabilities of the internal service funds are included in the governmental activities in the Statement of Net Position. | | <u>1,547,900</u> |
| Total Net Position of Governmental Activities | \$ | <u>56,790,118</u> |

The accompanying notes are an integral part of this financial statement.

COUNTY OF BEAVER, PENNSYLVANIA

STATEMENT OF REVENUES, EXPENDITURES AND CHANGES IN FUND BALANCE GOVERNMENTAL FUNDS

FOR THE YEAR ENDED DECEMBER 31, 2020

| | General | Mental Health/ Intellectual Disabilities | Emergency 911 Center | HealthChoices | Children & Youth |
|--|----------------------|--|-------------------------|----------------------|---------------------|
| Revenues | | | | | |
| Real Estate Taxes | \$ 57,292,649 | \$ - | \$ - | \$ - | \$ - |
| Licenses and Permits | 145,782 | - | - | - | - |
| Intergovernmental Revenues | 4,668,836 | 17,196,742 | 1,563,932 | 52,108,163 | 12,003,231 |
| Departmental Earnings | 8,549,755 | 1,190,370 | 4,039,898 | - | 39,397 |
| Interest and Rents | 374,652 | 4,015 | 4,358 | 29,200 | 39 |
| Local Hotel Room Tax | 21,192 | - | - | - | - |
| Miscellaneous | 771,601 | - | - | (1,649,605) | - |
| Total Revenues | 71,824,467 | 18,391,127 | 5,608,188 | 50,487,758 | 12,042,667 |
| Expenditures | | | | | |
| Current | | | | | |
| General Government | 10,961,243 | - | - | - | - |
| Judicial | 11,133,580 | - | - | - | - |
| Public Safety | 13,024,047 | - | 3,663,254 | - | - |
| Public Works and Enterprises | 3,235,333 | - | - | - | - |
| Culture, Recreation and Conservation | 2,920,002 | - | - | - | - |
| Economic Development | - | - | - | - | - |
| Intergovernmental | | | | | |
| Human Services | 8,019,128 | 18,038,618 | - | 51,325,014 | 15,477,989 |
| Debt Service | | | | | |
| Principal | 6,557,362 | 4,250 | 290,131 | 513 | - |
| Interest | 4,200,260 | - | 77,811 | - | - |
| Bond Issuance Costs | 331,617 | - | - | - | - |
| Other Expenditures | 8,670 | - | - | - | - |
| Capital Outlay | | | | | |
| Capital Asset Acquisition and Improvement | 1,066,571 | - | 1,529,787 | - | 48,129 |
| Infrastructure Acquisition and Improvement | 9,994 | - | 54,289 | - | - |
| Total Expenditures | 61,467,807 | 18,042,868 | 5,615,272 | 51,325,527 | 15,526,118 |
| Excess (Deficiency) of Revenues Over (Under) Expenditures | 10,356,660 | 348,259 | (7,084) | (837,769) | (3,483,451) |
| Other Financing Sources (Uses) | | | | | |
| Proceeds of Refunding Bonds | 24,485,000 | - | - | - | - |
| Payments to Refunded Bond Escrow Agents | (24,024,837) | - | - | - | - |
| Issuance of Long-Term Debt | - | - | - | - | - |
| Capital Lease Agreements | 140,147 | - | - | - | - |
| Original Issue Discount | (128,546) | - | - | - | - |
| Transfers From Other Funds | 557,500 | 774,104 | - | - | 2,202,564 |
| Transfers To Other Funds | (4,111,784) | - | - | - | - |
| Total Other Financing Sources (Uses) | (3,082,520) | 774,104 | - | - | 2,202,564 |
| Net Change in Fund Balance (Deficit) | 7,274,140 | 1,122,363 | (7,084) | (837,769) | (1,280,887) |
| Fund Balance (Deficit) - Beginning | 15,296,054 | 1,125,481 | 19,901 | 13,711,233 | 2,664,325 |
| Fund Balance (Deficit) - Ending | \$ 22,570,194 | \$ 2,247,844 | \$ 12,817 | \$ 12,873,464 | \$ 1,383,438 |

The accompanying notes are an integral part of this financial statement.

COUNTY OF BEAVER, PENNSYLVANIA

STATEMENT OF REVENUES, EXPENDITURES AND CHANGES IN FUND BALANCE GOVERNMENTAL FUNDS (CONTINUED)

FOR THE YEAR ENDED DECEMBER 31, 2020

| | Community Development | Coronavirus Relief | 2020 GRB Energy Savings & Capital Improvements | Other Governmental Funds | Total Governmental Funds |
|--|--------------------------|-----------------------|--|--------------------------------|--------------------------------|
| Revenues | | | | | |
| Real Estate Taxes | \$ - | \$ - | \$ - | \$ - | \$ 57,292,649 |
| Licenses and Permits | - | - | - | - | 145,782 |
| Intergovernmental Revenues | 5,284,871 | 14,804,241 | - | 9,496,748 | 117,126,764 |
| Departmental Earnings | 224,320 | - | - | 2,066,513 | 16,110,253 |
| Interest and Rents | 121 | 18,741 | 4,063 | 38,167 | 473,356 |
| Local Hotel Room Tax | - | - | - | 504,778 | 525,970 |
| Miscellaneous | - | - | - | 2,009 | (875,995) |
| Total Revenues | 5,509,312 | 14,822,982 | 4,063 | 12,108,215 | 190,798,779 |
| Expenditures | | | | | |
| Current | | | | | |
| General Government | - | 6,406,152 | - | 2,405,892 | 19,773,287 |
| Judicial | - | 3,587,841 | - | 3,442,654 | 18,164,075 |
| Public Safety | - | 4,829,526 | - | 117,641 | 21,634,468 |
| Public Works and Enterprises | - | - | - | 513,304 | 3,748,637 |
| Culture, Recreation and Conservation | - | - | - | 348,819 | 3,268,821 |
| Economic Development | 5,296,410 | - | - | - | 5,296,410 |
| Intergovernmental | - | - | - | - | - |
| Human Services | - | - | - | 4,918,699 | 97,779,448 |
| Debt Service | | | | | |
| Principal | 309,000 | - | - | 61,103 | 7,222,359 |
| Interest | 66,163 | - | - | 13,258 | 4,357,492 |
| Bond Issuance Costs | - | - | 194,762 | 108,048 | 634,427 |
| Other Expenditures | - | - | - | - | 8,670 |
| Capital Outlay | | | | | |
| Capital Asset Acquisition and Improvement | - | - | 4,105,105 | 472,047 | 7,221,639 |
| Infrastructure Acquisition and Improvement | - | - | - | 1,520,368 | 1,584,651 |
| Total Expenditures | 5,671,573 | 14,823,519 | 4,299,867 | 13,921,833 | 190,694,384 |
| Excess (Deficiency) of Revenues Over (Under) Expenditures | (162,261) | (537) | (4,295,804) | (1,813,618) | 104,395 |
| Other Financing Sources (Uses) | | | | | |
| Proceeds of Refunding Bonds | - | - | - | - | 24,485,000 |
| Payments to Refunded Bond Escrow Agents | - | - | - | - | (24,024,837) |
| Issuance of Long-Term Debt | - | - | 11,690,000 | 6,385,000 | 18,075,000 |
| Capital Lease Agreements | - | - | - | - | 140,147 |
| Original Issue Premium | - | - | 1,522,715 | 746,288 | 2,140,457 |
| Transfers From Other Funds | - | - | - | 1,135,116 | 4,669,284 |
| Transfers To Other Funds | - | - | - | (557,500) | (4,669,284) |
| Total Other Financing Sources (Uses) | - | - | 13,212,715 | 7,708,904 | 20,815,767 |
| Net Change in Fund Balance (Deficit) | (162,261) | (537) | 8,916,911 | 5,895,286 | 20,920,162 |
| Fund Balance (Deficit) - Beginning | 366,326 | - | - | 10,203,517 | 43,386,837 |
| Fund Balance (Deficit) - Ending | \$ 204,065 | \$ (537) | \$ 8,916,911 | \$ 16,098,803 | \$ 64,306,999 |

The accompanying notes are an integral part of this financial statement.

COUNTY OF BEAVER, PENNSYLVANIA

RECONCILIATION OF THE STATEMENT OF REVENUES, EXPENDITURES, AND CHANGES IN FUND BALANCE OF GOVERNMENTAL FUNDS TO THE STATEMENT OF ACTIVITIES

FOR THE YEAR ENDED DECEMBER 31, 2020

| | | |
|---|--------------------|--------------------------|
| Net Change in Fund Balances - Total Governmental Funds | \$ | 20,920,162 |
| Revenue timing differences resulted in more revenue for real estate taxes in the Statement of Activities. | | (167,151) |
| Revenue timing differences resulted in less grant revenue in the Statement of Activities due to the period of availability of the funds. | | 1,125,480 |
| The differences due to capital assets are as follows: | | |
| 1. Capital outlays are reported as expenditures in governmental funds. However, in the Statement of Activities, the cost of capital assets is allocated over their estimated useful lives as depreciation expense. In the current period, these amounts are: | | |
| Capital outlay and donated assets | \$ 8,937,715 | |
| Depreciation expense | <u>(5,351,847)</u> | 3,585,868 |
| 2. The effect of the disposals and transfers of capital assets is to change net position by the net book value of the disposed or transferred assets. | | |
| Net book value of disposed assets | | (38,086) |
| Some expenses reported in the Statement of Activities do not require the use of current financial resources, and therefore, are not reported as expenditures in the governmental funds. | | |
| Changes in accrued interest payable | (67,932) | |
| Changes in accrued vacation payable | <u>(119,666)</u> | (187,598) |
| The difference due to non-current liabilities are as follows: | | |
| 1. The issuance of long-term debt (e.g. bonds, leases) provides current financial resources to governmental resources to governmental funds, while the repayment of the principal of long-term debt consumes the current financial resources of governmental funds. | | |
| Proceeds of refunding bonds | (24,485,000) | |
| Payments to refunded bond escrow agents | 16,656,969 | |
| Original issue premium | (2,140,457) | |
| Bond principal payments | 6,216,069 | |
| New capital leases | (140,147) | |
| Debt issuance | (18,075,000) | |
| Capital lease obligation payments | <u>1,025,972</u> | (20,941,594) |
| 2. Governmental funds report the effect of premiums, discounts and similar items when debt is first issued, whereas these amounts are deferred and amortized in the Statement of Activities. | | |
| Amortization of bond discounts/premium | | 614,318 |
| 3. The expense for sick leave and early termination benefits does not require the use of current financial resources. These items are reported as a non-current liability in the Statement of Net Position. | | |
| | | (71,513) |
| The deferred amount on refunding | | |
| 2020 amortization | | (1,351,880) |
| Increase related to 2020 refunding | | 7,383,256 |
| Changes in the net pension liability and related deferred inflows and outflows of resources do not affect current financial resources and therefore are not reflected on the fund statements. | | |
| | | 5,155,838 |
| An internal service fund is used by management to account for medical and workers' compensation benefits of the County employees. The net change in activity of the internal service fund is reported with governmental activities. | | |
| | | <u>24,928</u> |
| Change in Net Position of Governmental Activities | \$ | <u>16,052,028</u> |

The accompanying notes are an integral part of this financial statement.

COUNTY OF BEAVER, PENNSYLVANIA

STATEMENT OF NET POSITION PROPRIETARY FUNDS

DECEMBER 31, 2020

| | <u>Governmental Activities Internal Service Funds</u> |
|----------------------------|---|
| <u>Assets</u> | |
| Current Assets | |
| Cash and Cash Equivalents | \$ 2,292,190 |
| Receivables | 209,925 |
| Interfund Receivables | <u>32,621</u> |
| Total Current Assets | <u>2,534,736</u> |
| Total Assets | <u><u>\$ 2,534,736</u></u> |
| <u>Liabilities</u> | |
| Current Liabilities | |
| Accounts Payable | \$ 476,129 |
| Accrued Employee Benefits | <u>510,707</u> |
| Total Current Liabilities | <u>986,836</u> |
| Total Liabilities | <u>986,836</u> |
| <u>Net Position</u> | |
| Unrestricted | <u>1,547,900</u> |
| Total Net Position | <u><u>\$ 1,547,900</u></u> |

The accompanying notes are an integral part of this financial statement.

COUNTY OF BEAVER, PENNSYLVANIA
STATEMENT OF REVENUES, EXPENSES, AND
CHANGES IN NET POSITION PROPRIETARY FUNDS
FOR THE YEAR ENDED DECEMBER 31, 2020

| | Governmental Activities |
|--------------------------------------|----------------------------|
| | Internal Service Funds |
| <u>Operating Revenues</u> | |
| Charges for Services | \$ 11,954,894 |
| Total Operating Revenues | 11,954,894 |
| <u>Operating Expenses</u> | |
| Costs of Services | 10,843,403 |
| Administrative | 1,086,801 |
| Total Operating Expenses | 11,930,204 |
| Operating Income (Loss) | 24,690 |
| <u>Non-Operating Revenues</u> | |
| Investment Income | 238 |
| Total Non-Operating Revenues | 238 |
| Change in Net Position | 24,928 |
| Total Net Position - Beginning | 1,522,972 |
| Total Net Position - Ending | \$ 1,547,900 |

The accompanying notes are an integral part of this financial statement.

COUNTY OF BEAVER, PENNSYLVANIA

STATEMENT OF CASH FLOWS PROPRIETARY FUNDS

FOR THE YEAR ENDED DECEMBER 31, 2020

| | Governmental Activities Internal Service Funds |
|--|---|
| <u>Cash Flows from Operating Activities</u> | |
| Cash receipts for services provided | \$ 12,234,570 |
| Cash payments to suppliers | (12,316,370) |
| Net Cash Provided by/(Used in) Operating Activities | (81,800) |
| <u>Cash Flows from Non-Capital Financing Activities</u> | |
| | - |
| <u>Cash Flows from Investing Activities</u> | |
| Investment Income | 238 |
| Net Cash Provided by Investing Activities | 238 |
| Net Increase/(Decrease) in Cash and Cash Equivalents | (81,562) |
| <u>Cash and Cash Equivalents</u> | |
| Beginning of year | 2,373,752 |
| End of year | \$ 2,292,190 |
| <u>Reconciliation of Operating Income/(Loss) to Net Cash Provided by/(Used in) Operating Activities</u> | |
| Operating Income/(Loss) | \$ 24,690 |
| Change in operating assets and liabilities | |
| Receivables | (153,797) |
| Accounts payable | 173,634 |
| Interfund receivable | 246,295 |
| Accrued employee benefits | 177,917 |
| Interfund payable | (550,539) |
| Net Cash Provided by/(Used in) Operating Activities | \$ (81,800) |

Disclosure of Accounting Policy

For purposes of the Statement of Cash Flows, the Primary Government considers all highly liquid investments with a maturity of three months or less when acquired to be cash equivalents.

The accompanying notes are an integral part of this financial statement.

COUNTY OF BEAVER, PENNSYLVANIA

STATEMENT OF NET POSITION FIDUCIARY FUNDS

DECEMBER 31, 2020

| | Pension Trust Fund | Agency Funds |
|---------------------------------------|-------------------------------|-------------------------|
| <u>Assets</u> | | |
| Cash and Cash Equivalents | \$ 9,101,621 | \$ 2,834,197 |
| Interest and Dividends Receivable | 423,468 | - |
| Investments | | |
| Common and Preferred Stocks | 141,418,330 | - |
| Certificates of Deposit | 1,128,873 | - |
| U.S. and Local Government Obligations | 23,678,819 | - |
| Corporate Bonds | 21,418,766 | - |
| Other Debt Securities | 4,841,625 | - |
| Registered Investment Companies | 96,343,125 | - |
| Interest in Limited Partnership | 16,171,691 | - |
| Interest in Collective Trust | 36,847,903 | - |
| Total Investments | 341,849,132 | - |
| Total Assets | \$ 351,374,221 | \$ 2,834,197 |
| <u>Liabilities</u> | | |
| Accounts Payable | \$ 622,566 | \$ 2,834,197 |
| Total Liabilities | 622,566 | 2,834,197 |
| <u>Net Position</u> | | |
| Net Position Restricted for Pensions | 350,751,655 | - |
| Total Net Position | \$ 350,751,655 | \$ - |

The accompanying notes are an integral part of this financial statement.

COUNTY OF BEAVER, PENNSYLVANIA
STATEMENT OF CHANGES IN NET POSITION
FIDUCIARY FUNDS

FOR THE YEAR ENDED DECEMBER 31, 2020

| | Pension Trust Fund |
|---|-------------------------------|
| <u>Additions (Deductions)</u> | |
| Contributions | |
| Member | \$ 3,868,705 |
| Employer | 2,145,228 |
| | 6,013,933 |
| Investment Income | |
| Net Appreciation in Fair Value of Investments | 29,580,791 |
| Interest and Dividends | 5,795,770 |
| Less: Investment Management and Actuarial Fees | (1,132,797) |
| | 34,243,764 |
| Security Lending Activities | |
| Interest from Collateral | 3,611 |
| Less: Rebates and Fees | (10,457) |
| | (6,846) |
| Net Investment Income (Loss) | 34,236,918 |
| Total Additions (Deductions) | 40,250,851 |
| <u>Deductions</u> | |
| Benefits Paid to Plan Members and Beneficiaries (including refunds of member contributions) | 21,605,798 |
| Administrative Expenses | 316,368 |
| | 21,922,166 |
| Net Increase (Decrease) in Net Position | 18,328,685 |
| <u>Net Position Restricted for Pensions</u> | |
| Beginning of Year | 332,422,970 |
| End of Year | \$ 350,751,655 |

The accompanying notes are an integral part of this financial statement.

COUNTY OF BEAVER, PENNSYLVANIA

NOTES TO BASIC FINANCIAL STATEMENTS

DECEMBER 31, 2020 AND JUNE 30, 2020

NOTE A - SUMMARY OF SIGNIFICANT ACCOUNTING POLICIES

The financial statements of the County of Beaver, Pennsylvania (the County), have been prepared in conformity with accounting principles generally accepted in the United States of America (GAAP) as applied to government units. The significant accounting policies are described below.

1. Organization and Reporting Entity

The organization of the County and the basis of the reporting entity are presented below to assist the reader in evaluating the financial statements and the accompanying notes.

The County was founded as a subdivision of the Commonwealth of Pennsylvania under Title XVI of the Pennsylvania Statutes. The County operates under an elected three member Board of Commissioners and it provides the following services as authorized by Pennsylvania's County Code: public safety, judicial, medical, human services, economic development, and culture and recreation.

In accordance with Governmental Accounting Standards Board (GASB) Statement No. 61, the County has evaluated all related entities (authorities, commissions, and affiliates) for possible inclusion in the financial reporting entity.

Discretely Presented Component Units

The component unit columns in the government-wide financial statements include individual financial data for the Beaver County Transit Authority (BCTA) and the Community College of Beaver County (CCBC). Financial information of these units is reported in separate columns to emphasize that they are legally separate from the County. They are component units because of the significance of their operations or financial relationships with the County. Their boards are appointed by the County Commissioners and they receive significant operating subsidies from the County. Complete and more detailed financial statements of these component units can be obtained from:

Beaver County Transit Authority
200 W. Washington Street
Rochester, PA 15074

Community College of Beaver County
Controller's Office
One Campus Drive
Monaca, PA 15061

The reporting period for BCTA and CCBC is as of and for the year ended June 30, 2020.

COUNTY OF BEAVER, PENNSYLVANIA

NOTES TO BASIC FINANCIAL STATEMENTS

DECEMBER 31, 2020 AND JUNE 30, 2020

NOTE A - SUMMARY OF SIGNIFICANT ACCOUNTING POLICIES - (Continued)

1. Organization and Reporting Entity - Continued

Summary of Significant Accounting Policies for BCTA

General Policy – The financial statements of BCTA have been prepared in conformity with generally accepted accounting principles (GAAP) as applied to governmental units. The GASB is the accepted standard-setting body for establishing governmental accounting and financial reporting principles.

Basis of Accounting – BCTA accounts for expenses using the accrual method of accounting. Grant revenue is recognized when the corresponding grant purpose expense is incurred. Grant monies received before the revenue recognition criteria have been met are reported as unearned revenue. BCTA's practice is to record grants as receivables and unavailable revenue at the time the grants are awarded. Passenger fares are recorded when received. All other revenues are recognized when earned. Assets are depreciated using the straight-line method over their estimated useful lives.

Summary of Significant Accounting Policies for CCBC

General Policy – CCBC prepares its financial statements in accordance with generally accepted accounting principles for public colleges and universities as outlined by GASB. In accordance with GASB, CCBC elects to report its financial activities as Business-Type Activities only. Inter-fund activity within CCBC has been eliminated in the preparation of the financial statements.

Basis of Accounting – CCBC prepares its financial statements using the accrual basis of accounting. Under this method, revenue is recognized when earned and expenses are recognized when the obligation to pay is incurred. Assets are depreciated using the straight-line method over their estimated useful lives.

COUNTY OF BEAVER, PENNSYLVANIA

NOTES TO BASIC FINANCIAL STATEMENTS

DECEMBER 31, 2020 AND JUNE 30, 2020

NOTE A - SUMMARY OF SIGNIFICANT ACCOUNTING POLICIES - (Continued)

1. Organization and Reporting Entity - Continued

Related Organizations

The Board of Commissioners is responsible for appointing the members of the boards of other organizations, but the County's accountability for these organizations does not extend beyond making the appointments. These organizations include the:

- Beaver County Agricultural Land Preservation Board
- Beaver County Airport Authority
- Beaver County Conservation District
- Beaver County Economic Development Authority
- Beaver County Hospital Authority
- Beaver County Housing Authority
- Beaver County Industrial Development Authority
- Beaver County Job Training
- Beaver County Redevelopment Authority
- Pennsylvania Finance Authority
- Southwestern Pennsylvania Commission
- Workforce Investment Board

2. Government-Wide Financial Statements and Fund Financial Statements

Government-Wide Statements:

The government-wide financial statements (i.e., the Statement of Net Position and the Statement of Activities) report information on all of the non-fiduciary activities of the primary government. Governmental activities, which normally are supported by taxes and intergovernmental revenues, are reported separately from business-type activities, which primarily rely on fees and charges for support. Activities of the internal service funds are eliminated to avoid “doubling up” revenues and expenses. The entire surplus of the internal service funds was recorded as a decrease in expenses of the primary government. All other internal events, such as interfund reimbursements, are treated as a reduction of the appropriate expense. There are no interfund services provided. Fiduciary funds are also excluded from the government-wide financial statements.

COUNTY OF BEAVER, PENNSYLVANIA

NOTES TO BASIC FINANCIAL STATEMENTS

DECEMBER 31, 2020 AND JUNE 30, 2020

NOTE A - SUMMARY OF SIGNIFICANT ACCOUNTING POLICIES - (Continued)

2. Government-Wide Financial Statements and Fund Financial Statements - Continued

Government-Wide Statements (continued):

The government-wide Statement of Activities presents a comparison between expenses, both direct and indirect, and program revenues for each segment of the business-type activities of the County and for each governmental program. Direct expenses are those that are specifically associated with a service, program or department and are therefore clearly identifiable to a particular function. Program revenues include charges paid by the recipients of the services offered by the programs, and grants and contributions that are restricted to meeting the operational or capital requirements of a particular program. Revenues not classified as program revenues are presented as general revenues. The comparison of program revenues and expenses identifies the extent to which each program or business segment is self-financed or draws from the general revenues of the County. Certain indirect costs are included in the program expense reported for individual functions and activities.

Net position is reported as restricted when constraints placed on these resources are either externally imposed by creditors (such as through debt covenants), grantors, contributors, laws, regulations of other governments or imposed by law through constitutional provisions or enabling legislation.

When both restricted and unrestricted resources are available for use, it is County policy to use restricted resources first and then unrestricted resources as they are needed.

Fund Financial Statements:

The fund financial statements provide information about the County's funds, including its fiduciary funds. Separate financial statements are provided for governmental funds, proprietary funds, and fiduciary funds, even though the latter are excluded from the government-wide financial statements. The emphasis of fund financial statements is on major governmental and enterprise funds, each of them displayed in a separate column.

Certain funds are required by GAAP to be presented as major funds of the County. The requirement to present a fund as "major" is based on the total assets and deferred outflows of resources, liabilities and deferred inflows of resources, revenues, and expenditures within the fund, with the exception of the General Fund, which must always be presented as a major fund. Additionally, the County has the option of voluntarily presenting any fund as major.

COUNTY OF BEAVER, PENNSYLVANIA

NOTES TO BASIC FINANCIAL STATEMENTS

DECEMBER 31, 2020 AND JUNE 30, 2020

NOTE A - SUMMARY OF SIGNIFICANT ACCOUNTING POLICIES - (Continued)

2. Government-Wide Financial Statements and Fund Financial Statements - Continued

Fund Financial Statements (continued):

The County reports the following governmental funds as major:

General Fund. This is the County's primary operating fund. It accounts for all financial resources of the general government, except those required to be accounted for in another fund.

Mental Health / Intellectual Disabilities. This fund is responsible for serving certain mental and behavioral health needs of the County's citizens. Revenues and other resources reported in this fund are derived from a variety of federal and state grants as well as from transfers for county matches from the General Fund.

Emergency 911 Center. This fund is responsible for managing and administrating all activities that pertain to emergency situations affecting Beaver County. Revenues are earned mostly through collection of a monthly fee collected on the use of telephone lines (including cellular and internet lines).

HealthChoices. HealthChoices is a program sponsored by the Commonwealth of Pennsylvania and administered by the County to meet the needs of low income individuals with behavioral health problems. Revenue and other resources reported in this fund are derived from a capitated arrangement through an intergovernmental contract.

Children & Youth. The purpose of this fund is to protect and care for children who have been abused, neglected, exploited, abandoned, adjudicated delinquent, or are without proper parental supervision. Revenues and other resources reported in this fund are derived from a variety of federal and state grants, as well as from transfers for county matches from the General Fund.

Community Development. This fund accounts for the activities of the Community Development Program of Beaver County (CDP). The CDP's mission is two-fold: to improve the living conditions of low-income individuals and to aid in the elimination of slum and blight. Revenues and other resources reported in this fund are derived from a variety of federal and state grants.

COUNTY OF BEAVER, PENNSYLVANIA

NOTES TO BASIC FINANCIAL STATEMENTS

DECEMBER 31, 2020 AND JUNE 30, 2020

NOTE A - SUMMARY OF SIGNIFICANT ACCOUNTING POLICIES - (Continued)

2. Government-Wide Financial Statements and Fund Financial Statements - Continued

Fund Financial Statements (continued):

Coronavirus Relief. This fund was established for the purpose of tracking CARES Act funding received by the County from the U.S. Department of Treasury. Payments must be used for necessary expenditures incurred due to the public health emergency, with respect to the Coronavirus Disease 2019 (COVID-19) between March 1, 2020, to December 31, 2020. Payments must be used to cover costs that were not accounted for in the budget most recently approved as of March 27, 2020. Governments otherwise have broad discretion to utilize payments for expenditures ranging from COVID-19 testing to reimbursing small business interruption caused by required closures.

2020 GRB Energy Savings & Capital Improvements. This fund was established to account for all the purchases made using the proceeds of the Guaranteed Revenue Bond Series of 2020.

All remaining governmental funds are aggregated and reported as non-major funds.

3. Fund Types

In accordance with generally accepted accounting principles applicable to governmental units, the accounts of the County are organized and operated on the basis of individual funds. The operations of each fund are accounted for by providing a separate set of self-balancing accounts comprised by assets, deferred outflows of resources, liabilities, deferred inflows of resources, fund balances or net position, revenues, and expenditures or expenses. The following describe the purpose and function of each type of fund presented in the accompanying financial statements.

Governmental Fund Types

The General Fund is used to account for all financial transactions not accounted for in the fund types listed below. This includes items such as the receipt and expenditure of the general tax levy and fees of general offices.

Special Revenue Funds are used to account for the proceeds of specific revenue sources that are restricted or committed to expenditure for specific purposes other than debt service or capital projects.

COUNTY OF BEAVER, PENNSYLVANIA

NOTES TO BASIC FINANCIAL STATEMENTS

DECEMBER 31, 2020 AND JUNE 30, 2020

NOTE A - SUMMARY OF SIGNIFICANT ACCOUNTING POLICIES - (Continued)

3. Fund Types - Continued

Capital Projects Funds are used to account for financial resources that are restricted, committed, or assigned to expenditures for the acquisition or construction of capital facilities and other capital assets (other than those financed by proprietary fund types).

Proprietary Fund Type

Internal Service Funds account for operations that provide services to other departments or agencies of the County on a cost reimbursement basis. These funds account for the employees' self-insured medical health benefits and workers' compensation claims of the County.

Fiduciary Fund Types

Fiduciary Funds are used by the County to account for assets held on behalf of outside parties or on behalf of other funds. These funds currently include the pension trust fund and the agency funds.

The Pension Trust Fund is accounted for in essentially the same manner as a proprietary fund and it presents the activities of the Beaver County Employees' Pension Plan.

Agency Funds are custodial in nature and do not involve measuring results of operations. The funds are used to account for cash collected and disbursed by elected row officers such as the Clerk of Courts, Recorder of Deeds, Register of Wills, Sheriff, Prothonotary, and Treasurer; support payments collected by Domestic Relations; and delinquent real estate tax payments collected by Tax Claim.

4. Basis of Accounting and Measurement Focus

Basis of accounting refers to when revenues, expenditures, expenses and transfers, and the related assets, deferred inflows and outflows of resources, and liabilities are recognized in the accounts and reported in the financial statements. Basis of accounting relates to the timing of the measurements made, regardless of the measurement focus applied.

COUNTY OF BEAVER, PENNSYLVANIA

NOTES TO BASIC FINANCIAL STATEMENTS

DECEMBER 31, 2020 AND JUNE 30, 2020

NOTE A - SUMMARY OF SIGNIFICANT ACCOUNTING POLICIES - (Continued)

4. Basis of Accounting and Measurement Focus - Continued

The government-wide statements are prepared using the economic resources measurement focus and the accrual basis of accounting. This is the same approach used in the preparation of the proprietary fund financial statements but differs from the manner in which governmental fund financial statements are prepared. Therefore, reconciling financial statements with brief explanations to better identify the relationship between the government-wide statements and the statements for governmental funds are presented. The primary effect of internal events has been eliminated from the government-wide financial statements.

All governmental fund types are accounted for using the modified accrual basis of accounting. Their revenues are recognized when they become measurable and available to finance expenditures of the fiscal period. Revenues are considered available when they are expected to be collected within sixty days of year-end. As of December 31, 2020, the County delayed revenue recognition of \$2,321,881 because these monies were not yet considered available in accordance with GAAP. Expenditures and transfers out are generally recognized under the accrual basis of accounting when the related liability is incurred, except for compensated absences and financing costs/interest on general long-term debt, which are recorded when the payment is due.

The financial statements of fiduciary and proprietary funds are presented on the accrual basis of accounting. Under this method of accounting, all revenues are recorded when earned and all expenses are recorded when the liability is incurred.

Proprietary funds distinguish operating revenues and expenses from non-operating items. Operating revenues and expenses generally result from providing and producing services in connection with a proprietary fund's ongoing revenues. The principal operating revenues of the County's proprietary funds are discussed in the next section. Operating expenses for internal service funds include the cost of services and administrative expenses. All revenues and expenses not meeting this definition are reported as non-operating revenues and expenses.

The Pension Trust Fund and the agency funds' financial statements are also prepared using the accrual basis of accounting. Employee and employer contributions are recognized when due, pursuant to formal commitments, as well as statutory or contractual requirements. Benefits and refunds are recognized when due and payable in accordance with the terms of the pension plan. Administrative costs from services provided by outside vendors are recorded when incurred. Investments are reported at fair value.

COUNTY OF BEAVER, PENNSYLVANIA

NOTES TO BASIC FINANCIAL STATEMENTS

DECEMBER 31, 2020 AND JUNE 30, 2020

NOTE A - SUMMARY OF SIGNIFICANT ACCOUNTING POLICIES - (Continued)

4. Basis of Accounting and Measurement Focus - Continued

Certain other costs for services provided internally are not charged to and therefore not recorded on the financial statements of the Pension Trust Fund.

The Pension Trust Fund and the agency funds' investments are reported at fair value. Investments traded on a national or international exchange are valued at the last reported sales price at current exchange rates. Other investments are valued based on their liquidation amounts as estimated by the investment fund's management. Investment income is recognized as earned. Gains and losses on sales and exchanges are recognized on the transaction date.

5. Revenues

Property taxes collected by the Treasurer within sixty days subsequent to December 31, related to the prior year, are recorded as revenue on the Statement of Revenues, Expenditures and Changes in Fund Balance.

Federal and state grants are recognized as revenues in the period the related expenditures are incurred, if applicable, or when the County is entitled to the grants. However, these grants are subject to audits and adjustments by grantor agencies. Revenues received after sixty days subsequent to year-end are recorded as unavailable revenue on the governmental funds' Balance Sheets and, for the period of collection, as revenue on the Statement of Revenues, Expenditures and Changes in Fund Balance. Grant revenues recognized for expenditures which are disallowed are repayable to the grantor. Management has presented these statements based upon its understanding of restrictions on the revenues recognized. Revenue recognized by HealthChoices is based on the number of eligible members within the County, paid monthly at a contracted rate with Pennsylvania's Department of Human Services.

6. Unavailable and Unearned Revenues

Under the modified accrual basis of accounting, revenue is not recognized until it is available to liquidate liabilities of the current period; under full accrual accounting, revenue is recognized as soon as it is earned. Assets received on or prior to the financial statement date, for which the revenue recognition requirements have not been met, are posted as unearned revenue on the Statements of Net Position and the Balance Sheet for Governmental Funds. Certain payments received by the County are considered unearned and not subject to revenue recognition under either the full or the modified accrual basis.

COUNTY OF BEAVER, PENNSYLVANIA

NOTES TO BASIC FINANCIAL STATEMENTS

DECEMBER 31, 2020 AND JUNE 30, 2020

NOTE A - SUMMARY OF SIGNIFICANT ACCOUNTING POLICIES - (Continued)

7. Expenditures

Capital asset purchases relating to non-proprietary fund type assets are included in current year expenditures in governmental funds and are capitalized on the government-wide Statement of Net Position. Interest on non-proprietary fund debt is recorded as an expenditure on the Statement of Revenues, Expenditures and Changes in Fund Balances when paid or when payment is due.

8. Cash, Cash Equivalents, Restricted Cash, and Investments

The County maintains numerous checking accounts for depositing receipts and disbursing expenditures for all governmental fund types. In addition, the County maintains two accounts in the Pennsylvania Local Government Investment Trust (PLGIT) and three commercial money market accounts which all earn interest. Funds are transferred to these accounts to utilize the surplus of cash, which would otherwise remain idle in the County's checking accounts. The balances maintained in these accounts represent the individual interest of each representative fund in the account and they are recorded at cost, which approximates fair value.

HealthChoices' restricted cash represents deposits the County is required to maintain in order to meet certain contractual provisions of grantor agencies.

For purposes of the accompanying Statement of Cash Flows, the County considers all highly liquid investments with a maturity of three months or less when acquired, including restricted cash, to be cash equivalents regardless of any restrictions.

9. Prepaid Items

Prepaid items in the fund financial statements are recorded as assets in the specific governmental fund in which future benefits will be derived. The prepaid items in the fund financial statements are recognized under the consumption method and they consist primarily of prepaid insurance premiums in the General Fund, and prepaid claim payments for HealthChoices.

COUNTY OF BEAVER, PENNSYLVANIA

NOTES TO BASIC FINANCIAL STATEMENTS

DECEMBER 31, 2020 AND JUNE 30, 2020

NOTE A - SUMMARY OF SIGNIFICANT ACCOUNTING POLICIES - (Continued)

10. Capital Assets

The accounting and reporting applied to the capital assets associated with a fund is determined by its measurement focus. Capital assets that have been acquired for general governmental purposes are recorded as expenditures in the governmental funds and are capitalized in the government-wide Statement of Net Position. All capital assets are recorded at cost, if known, or at estimated historical cost. Donated capital assets are recorded at their acquisition value on the date of the donation. The County uses a threshold of \$5,000 for recording substantially all capital assets. All infrastructure placed into service after 1980 is capitalized. Depreciation and related accumulated depreciation on capital assets is recorded in the government-wide statements and the proprietary fund financial statements and it is computed using the straight-line method over the estimated useful lives of the related assets.

Estimated useful lives for the County's classes of reported capital assets are as follows:

| | |
|---------------------------------|----------|
| Infrastructure | 50 years |
| Buildings and Land Improvements | 40 years |
| Leasehold Improvements | 10 years |
| Equipment | 10 years |
| Computer Hardware | 6 years |
| Computer Software | 5 years |
| Vehicles | 5 years |
| Furniture and Fixtures | 5 years |

The cost of normal maintenance and repairs that do not add to the value of the asset or materially extend the asset's life are not capitalized. Major renewals or betterments are capitalized as additions.

11. Compensated Absences

The vacation policy for substantially all of the County's employees provides that vacation earned from the prior years' service, granted to employees on January 1, must be taken by December 31 of that same year. Therefore, the accrual in the government-wide Statement of Net Position represents what was earned through December 31, 2020, granted on January 1, 2021.

COUNTY OF BEAVER, PENNSYLVANIA

NOTES TO BASIC FINANCIAL STATEMENTS

DECEMBER 31, 2020 AND JUNE 30, 2020

NOTE A - SUMMARY OF SIGNIFICANT ACCOUNTING POLICIES - (Continued)

11. Compensated Absences - Continued

Employees, other than those mentioned below, may accumulate up to 100 days of sick leave. Sheriff's deputies may accumulate up to a maximum of 150 days of sick leave. Jail guards receive twelve days of sick leave per year with no limit on the maximum number of days that can be carried into the subsequent years. Children & Youth, Office on Aging, Mental Health / Intellectual Disabilities, and probation office employees receive paid time off. These employees may accumulate up to a maximum of 50 days of paid leave. Court-related employees may accrue up to 35 so-called "package days". "Package days" combine an employee's vacation, sick time, and personal time. If compensated absence time is not used, it is paid to retirement-eligible employees upon retiring at varying rates. Accumulated compensated absence time as of December 31, 2020, that is estimated to be paid to employees upon retirement has been recorded in the government-wide Statement of Net Position under Non-current Liabilities.

12. Accrued HealthChoices Program Costs

The HealthChoices Program accrues an estimate of its medical service liability at the end of each accounting period. The estimate is developed using a process that accounts for the lag between the point in time that the payment is made for a service and the point in time that the County became liable for the service. The HealthChoices Program contracts with an independent actuary to certify this estimate. Subsequent payments are also reviewed to confirm the reasonableness of the estimate.

13. Accrued Healthcare Costs

Accrued healthcare costs of the Internal Service Funds represent medical self-insurance claims and workers' compensation claims. The claims liability is calculated using a completion factor based on claims history and the historical time lag between dates of service and the dates of payment.

14. Early Termination Benefits

Early termination benefits payable to former employees were recorded at their discounted present values using an annual discount rate of 2.5%. As of December 31, 2020, there are no remaining amounts owed to former employees under early termination benefit agreements.

COUNTY OF BEAVER, PENNSYLVANIA

NOTES TO BASIC FINANCIAL STATEMENTS

DECEMBER 31, 2020 AND JUNE 30, 2020

NOTE A - SUMMARY OF SIGNIFICANT ACCOUNTING POLICIES - (Continued)

15. Pension

In the Government-Wide financial statements, the County recognizes pension expense in accordance with GASB Statements No. 68 and 71. Pension expenditures are recognized under the modified accrual basis within the Governmental Funds to the extent of County contributions. See Note G for further information.

16. Budgets

The County Board of Commissioners (the “Commissioners”) annually adopts a formal budget for all of the Governmental Fund Types. The procedures described below are followed in establishing the budgetary data reflected in the financial statements.

The County Controller submits the proposed budget to the Commissioners no less than thirty days prior to the adoption of the budget for the year beginning the following January 1. The proposed budget is adopted no later than December 31, with certain exceptions. Notice of the availability of the proposed budget for public inspection is made at least twenty days prior to the adoption of the final budget.

The Commissioners may at any time, by resolution, make supplemental appropriations for any lawful purpose from any funds on hand or estimated to be received within the fiscal year and not otherwise appropriated, including proceeds of any borrowing. Appropriations lapse at year-end if not recorded in the financial statements.

Appropriated budgets are adopted and presented on a modified accrual basis consistent with GAAP by fund, department, and line-item. Line-items are department-specific revenues and expenditures, such as taxes, fees, salaries and supplies. This basis of accounting is the same as that used for the fund financial statements. Transfers of appropriations may be requested between line-items within a department or between departments within the same fund. All transfers of appropriations require the approval of the Commissioners. The legal level of control is exercised by fund and department, and management’s level of control is at each line-item.

Formal budgetary review is employed as a management control during the year for all Governmental Funds. Final budget amounts presented in the schedules and supplementary information accompanying the financial statements are as amended as of December 31, 2020.

COUNTY OF BEAVER, PENNSYLVANIA

NOTES TO BASIC FINANCIAL STATEMENTS

DECEMBER 31, 2020 AND JUNE 30, 2020

NOTE A - SUMMARY OF SIGNIFICANT ACCOUNTING POLICIES - (Continued)

17. Deferred Outflows / Inflows of Resources

In addition to assets, the Statement of Net Position, the Balance Sheet for Governmental Funds will sometimes report a separate section for deferred outflows of resources. This separate financial statement element, *deferred outflows of resources*, represents a consumption of net position that applies to a future period(s) and so will *not* be recognized as an outflow of resources (expense/expenditure) until then. The government has two items that qualify for reporting in this category. They are the deferred charge on refunding and net difference between projected and actual earnings on pension plan investments, which are reported in the government-wide Statement of Net Position. A deferred charge on refunding results from the difference in the carrying value of refunded debt and its reacquisition price. This amount is deferred and amortized over the shorter of the life of the refunded debt or the refunding debt. The net difference between projected and actual earnings on pension plan investments is based on an actuarial valuation as further described in Note G.

In addition to liabilities, the Statement of Net Position and/or the Balance Sheet for Governmental Funds will sometimes report a separate section for deferred inflows of resources. This separate financial statement element, *deferred inflows of resources*, represents an acquisition of net position that applies to a future period(s) and so will *not* be recognized as an inflow of resources (revenue) until that time. The government only has one type of item, which arises only under the modified accrual basis of accounting, which qualifies for reporting in this category. Accordingly, the item, *unavailable revenue*, is reported in the Governmental Funds Balance Sheet. The Governmental Funds report unavailable revenues from grant agreements. These amounts are deferred and recognized as an inflow of resources in the period that the amounts become available. The government has another type, the difference between expected and actual experience for pension plan. This amount is also based on an actuarial valuation as further described in Note G.

18. Fund Balance

GASB Statement No. 54 establishes accounting and financial reporting standards for all governments that report governmental funds. This statement establishes criteria for classifying fund balances into specifically defined classifications and it clarifies definitions as follows:

Non-spendable – This classification consists of amounts that cannot be spent because they are either not in spendable form or are legally required to be maintained intact.

COUNTY OF BEAVER, PENNSYLVANIA

NOTES TO BASIC FINANCIAL STATEMENTS

DECEMBER 31, 2020 AND JUNE 30, 2020

NOTE A - SUMMARY OF SIGNIFICANT ACCOUNTING POLICIES - (Continued)

18. Fund Balance - Continued

Restricted – This classification consists of amounts that are restricted to specific purposes, as imposed by external restrictions such as constitutional provisions or enabling legislation.

Committed – This classification consists of amounts used for specific purposes exclusively imposed by formal action of the County’s Board of Commissioners, the County’s highest level of decision-making authority. Only through execution of a resolution by the County’s Board of Commissioners prior to fiscal year-end can the County commit fund balance or remove or modify a previously committed fund balance.

Assigned – This classification consists of amounts constrained by the County’s intent to be used for specific purposes that are neither restricted nor committed. The policy in place allows for procedures of the Commissioners and the Controller to jointly assign amounts to be used for specific purposes before issuance of the audited financial statements.

Unassigned – This classification consists of amounts that have not been assigned to other resources and that have not been restricted, committed, or assigned to specific purposes within the General Fund. The General Fund is the only fund that could report a positive unassigned fund balance.

It is the County’s policy, when more than one classification of fund balance is available for a particular purpose, to first apply expenditures against the restricted fund balance followed by committed, assigned, and then unassigned fund balance.

The governmental fund types use encumbrance accounting, under which open purchase orders are recorded. Open encumbrances do not constitute expenditures or liabilities since the obligations will be honored, re-appropriated and added to each department’s subsequent year’s budget. See Note M for additional encumbrance information.

COUNTY OF BEAVER, PENNSYLVANIA

NOTES TO BASIC FINANCIAL STATEMENTS

DECEMBER 31, 2020 AND JUNE 30, 2020

NOTE A - SUMMARY OF SIGNIFICANT ACCOUNTING POLICIES - (Continued)

18. Fund Balance - Continued

Amounts reported as restricted fund balance – other – on the Governmental Funds’ Balance Sheet have the following specific purposes:

| | | |
|--|----|------------------|
| For Automation and Records Improvement | \$ | 651,249 |
| For Act 152 Demolition | | 493,560 |
| For Regional Booking Center | | 96,587 |
| For Offender's Supervisory | | 293,722 |
| For Victim Witness | | 28,148 |
| For Hazardous Materials/Act 147 Grants | | 79,101 |
| For Liquid Fuels | | 4,771,898 |
| For Office on Aging | | 1,647,190 |
| For Tourist Promotion | | 703,331 |
| For Anti-Drug Task Force/Educational | | 198,636 |
| For General | | 215,539 |
| | | <u>215,539</u> |
| | \$ | <u>9,178,961</u> |

HealthChoices Program

HealthChoices receives funds based on a contract between the County and the Commonwealth of Pennsylvania’s Department of Human Services (Commonwealth). Per the contract, the County must maintain a restricted reserve for equity and a plan of insolvency. As of December 31, 2020, the County has met the equity requirement by maintaining \$2,197,338 in a separate bank account. Assets can be transferred from this account only with the permission of the Commonwealth. As of December 31, 2020, the County has also met the insolvency requirement determined by the Commonwealth by maintaining, at a minimum, the equivalent of sixty days’ worth of unpaid claims. The minimum, which was determined by the Commonwealth to be \$5,714,436 is maintained in a separate bank account.

The contract also allows the County to maintain a reserve for risk and contingency in an amount not to exceed seventy-five days of unpaid claims. The County has elected to have this reserve by restricting \$8,511,353 of cash and investments at December 31, 2020. Draw-down of these funds requires approval of the Commonwealth.

COUNTY OF BEAVER, PENNSYLVANIA

NOTES TO BASIC FINANCIAL STATEMENTS

DECEMBER 31, 2020 AND JUNE 30, 2020

NOTE A - SUMMARY OF SIGNIFICANT ACCOUNTING POLICIES - (Continued)

19. Net Position

GASB Statement No. 63 requires a classification of net position into three components – net investment in capital assets; restricted; and unrestricted. These classifications are defined below:

- Net investment in capital assets – This component consists of capital assets, net of accumulated depreciation, and reduced further by the outstanding balances of any bonds, mortgages, notes, or other borrowings that are attributable to the acquisition, construction, or improvement of these assets.
- Restricted – This component of net position entails the balance subject to constraints placed on the use of resources through external restrictions, such as, constitutional provisions or enabling legislation.
- Unrestricted – This component consists of resources that do not meet the definition of “restricted” or “net investment in capital assets.”

The County’s policy is to apply expenses against restricted net position first, then unrestricted net position, when that choice is permitted.

20. Adoption of Governmental Accounting Standards Board Pronouncements

The GASB has issued Statement No. 83 “*Certain Asset Retirement Obligations*”, effective for periods beginning after June 15, 2019. This statement is to address financial reporting for certain asset retirement obligations.

The GASB has issued Statement No. 84 “*Fiduciary Activities*”, effective for periods beginning after December 15, 2019. This statement is to improve guidance regarding the identification of fiduciary activities and how those activities should be reported.

The GASB has issued Statement No. 88 “*Certain Disclosures Related to Debt, including Direct Borrowings and Direct Placements*”, effective for periods beginning after June 15, 2019. This statement is to improve disclosures related to debt in the notes to the financial statements, including direct borrowings and direct placements.

COUNTY OF BEAVER, PENNSYLVANIA

NOTES TO BASIC FINANCIAL STATEMENTS

DECEMBER 31, 2020 AND JUNE 30, 2020

NOTE A - SUMMARY OF SIGNIFICANT ACCOUNTING POLICIES - (Continued)

20. Adoption of Governmental Accounting Standards Board Pronouncements - Continued

The GASB has issued Statement No. 90 “*Majority Equity Interests*”, effective for periods beginning after December 15, 2019. This statement is to improve the consistency and comparability of reporting a government’s majority equity interest in a legally separate organization and to improve the relevance of financial statement information for certain component units.

21. Pending Governmental Accounting Standards Board Pronouncements

The GASB has issued Statement No. 87 “*Leases*”, effective for periods beginning after June 15, 2021. This statement is to provide clarity for reporting for leases by governments.

The GASB has issued Statement No. 89 “*Accounting for Interest Cost Incurred before the End of a Construction Period*”, effective for periods beginning after December 15, 2020. This statement is to enhance the relevance and comparability of information about capital assets and the cost of borrowing for a reporting period as well as simplify accounting for interest cost incurred before the end of a construction period.

The GASB has issued Statement No. 91 “*Conduit Debt Obligations*”, effective for periods beginning after December 15, 2021. This statement is to provide a single method of reporting conduit debt obligations by issuers and to eliminate diversity in current practices.

The GASB has issued Statement No. 92 “*Omnibus 2020*”, effective for periods beginning after June 15, 2021. This statement is to provide guidance related to intra-entity transfers, measurement of assets and liabilities associated with asset retirement obligations in a government acquisition, and postemployment benefit arrangements.

The GASB has issued Statement No. 93 “*Replacement of Interbank Offered Rates*”, effective for periods beginning after June 15, 2021. This statement is to assist in the implementation of global reference rate reform and the anticipated elimination of the London Interbank Offered Rate (LIBOR) as an appropriate benchmark interest rate.

The GASB has issued Statement No. 94 “*Public-Private and Public-Public Partnerships and Availability Payment Arrangements*”, effective for periods beginning after June 15, 2022. This statement is to clarify issues related to public-private and public-public partnership arrangements.

COUNTY OF BEAVER, PENNSYLVANIA

NOTES TO BASIC FINANCIAL STATEMENTS

DECEMBER 31, 2020 AND JUNE 30, 2020

NOTE A - SUMMARY OF SIGNIFICANT ACCOUNTING POLICIES - (Continued)

21. Pending Governmental Accounting Standards Board Pronouncements - Continued

The GASB has issued Statement No. 96 “*Subscription-Based Information Technology Arrangements*”, effective for periods beginning after June 15, 2022. This statement is to provide guidance on the accounting and financial reporting for subscription-based information technology arrangements for government end users.

The GASB has issued Statement No. 97 “*Certain Component Unit Criteria, and Accounting and Financial Reporting for Internal Revenue Code Section 457 Deferred Compensation Plans*”, effective for periods beginning after June 15, 2021. This statement is to increase consistency and comparability in financial reporting of fiduciary component units.

The County has not determined the impact, if any, the application of the aforementioned statements will have on the County’s financial statements.

22. Use of Estimates

In preparing financial statements in conformity with generally accepted accounting principles, management is required to make estimates and assumptions that affect reported amounts. Actual results could differ from those estimates.

NOTE B - PROPERTY TAXES

Property tax millage rates are set by a resolution of the Commissioners prior to January 1 of the current year, with certain exceptions. Taxes are payable in the beginning of the current fiscal year through April of the following fiscal year as approved by the Commissioners. After that date, the properties are liened and legal action is required to sell real property for tax proceeds.

The County is permitted, by the County Code, to levy real property taxes up to a maximum of twenty-six mills on every dollar of adjusted valuation.

Property tax revenues for the year ended December 31, 2020, are recorded on the Statement of Activities net of discounts of approximately \$920,000, and inclusive of penalties amounting to \$0. Property tax receivables are stated net of allowance for uncollectible accounts. At December 31, 2020, the balance in the allowance for uncollectible taxes is \$3,047,832.

COUNTY OF BEAVER, PENNSYLVANIA

NOTES TO BASIC FINANCIAL STATEMENTS

DECEMBER 31, 2020 AND JUNE 30, 2020

NOTE C - CASH DEPOSITS AND INVESTMENTS

Beaver County has not adopted a formal investment policy other than that pertaining to the Pension Trust Fund; however, all investment decisions are based upon legally binding statutes determined by the County Code. Statutes allow the County to invest in the following:

- United States Treasury bills
- Short-term obligations of the United States Government or the Commonwealth of Pennsylvania
- Deposits in savings accounts or time deposits of institutions having a place of business in the Commonwealth of Pennsylvania and insured or collateralized in accordance with Act 72
- Certificates of deposit limited to twenty per centum of capital and surplus if purchased from a commercial bank and limited to twenty per centum of assets minus liabilities if purchased from a savings and loan association, or other investments, collateralized by the aforementioned federal government securities

Cash Deposits

Cash deposits are exposed to custodial credit risk, which is the risk that a government may not recover the funds it placed in the custody of a counterparty (such as if the counterparty would enter bankruptcy proceeding). The County does not have a formal deposit policy for custodial credit risk. At December 31, 2020, Beaver County's deposits were either insured or collateralized with assets held by the pledging bank's trust department and not in the County's name. At December 31, 2020, the bank balance of the County's cash deposits was approximately \$72.8 million, of which approximately \$1,250,000 was insured. The remaining uninsured bank balance was collateralized in accordance with Act 72 of the Commonwealth of Pennsylvania State Legislature, which states that a depository must pledge assets to secure state and municipal deposits. The pledged assets must be equal to at least the total amount of the public deposits at the depository and may be on a pooled basis.

COUNTY OF BEAVER, PENNSYLVANIA

NOTES TO BASIC FINANCIAL STATEMENTS

DECEMBER 31, 2020 AND JUNE 30, 2020

NOTE C - CASH DEPOSITS AND INVESTMENTS - (Continued)

Restricted Cash

Restricted cash in the General Fund is constrained for judicial system operations and dispute resolution matters. Approximately \$136,900 is related to Act 198 for the Clerk of Courts; \$19,900 is for Act 34 Register of Wills; \$58,800 for the Coroner.

Restricted cash in the HealthChoices Fund consists of approximately \$909,000 for reinvestment activity, \$8.3 million for risk and contingency, and \$2.1 million for a restricted reserve fund.

Investments

Substantially all of the County's investments (excluding the pension fund and restricted investments) are in certain Pooled Investment Funds which are managed by the Pennsylvania Local Government Investment Trust (PLGIT). The fair value of the position in the PLGIT are the same as the value of the pools' shares. PLGIT's annual report can be obtained at www.plgit.com.

PLGIT's investment objective is to seek high current income, consistent with preservation of capital and maintenance of liquidity. The Trust seeks to maintain a constant net asset value (NAV) per share of \$1.00. The Trust invests in high-quality, short-term U.S. debt securities including obligations of the United States and its Federal Agencies, bank deposits, either insured or appropriately collateralized, obligations of the Commonwealth of Pennsylvania, state-level agencies, or political divisions, repurchase agreements, and certificates of deposit that are FDIC insured. The portfolio maintains a dollar weighted average maturity of 60 days or less.

Since these investments have maturities that are less than three months, these amounts are classified as cash equivalents on the Statement of Net Position which is pursuant to the County's accounting policy. PLGIT's Board of Trustees and its participants annually select an independent auditing firm to perform a financial audit of the Trust. The pools are composed of a diversified portfolio of short-term securities, repurchase agreements and certificates of deposit collateralized with U.S. Treasury securities, and obligations of the U.S. Government. The credit quality rating for PLGIT is "AAA" according to Standard and Poor's.

COUNTY OF BEAVER, PENNSYLVANIA

NOTES TO BASIC FINANCIAL STATEMENTS

DECEMBER 31, 2020 AND JUNE 30, 2020

NOTE C - CASH DEPOSITS AND INVESTMENTS - (Continued)

Restricted Investments

Restricted investments are comprised of United States Treasury Obligations amounting to approximately \$1.7 million as of December 31, 2020. These investments are restricted and to be used for debt service related to Bonds issued where the proceeds were used for the County's former long-term care facility which was disposed of in 2014. The weighted average to maturity of these investments is 1.0 year.

The County categorizes its fair value measurements within the fair value hierarchy established by generally accepted accounting principles. The hierarchy is based on the valuation inputs used to measure the fair value of the asset. Level 1 inputs are quoted prices in active markets for identical assets; Level 2 inputs are significant other observable inputs; Level 3 inputs are significant unobservable inputs.

The County has the following recurring fair value measurements as of December 31, 2020:

- U.S. Treasury obligations of \$1.7 million are valued using quoted market prices (Level 1 inputs)

Pension Trust Fund Investments

The County's Pension Trust Fund holds a significant amount of investments that are measured at fair value on a recurring basis. Because investing is a key part of the fund's activities, the fund shows greater disaggregation in its disclosures. The fund chooses a tabular format for disclosing the levels within the fair value hierarchy.

COUNTY OF BEAVER, PENNSYLVANIA

NOTES TO BASIC FINANCIAL STATEMENTS

DECEMBER 31, 2020 AND JUNE 30, 2020

NOTE C - CASH DEPOSITS AND INVESTMENTS - (Continued)

Pension Trust Fund Investments - Continued

The fund categorizes its fair value measurements within the fair value hierarchy established by generally accepted accounting principles. The fund has the following recurring fair value measurements as of December 31, 2020:

| | | Fair Value Measurements Using | | |
|--|----------------|--|--|--|
| | 12/31/2020 | Quoted Prices in Active Markets for Identical Assets (Level 1) | Significant Other Observable Inputs (Level 2) | Significant Unobservable Inputs (Level 3) |
| Investments by fair value level | | | | |
| Debt Securities | | | | |
| U.S. & local Government obligations | \$ 23,678,819 | \$ 23,678,819 | \$ - | \$ - |
| Certificates of Deposit | 1,128,873 | 1,128,873 | - | - |
| Collateralized mortgage obligations | 4,841,625 | - | - | 4,841,625 |
| Corporate obligations | 21,418,766 | 21,418,766 | - | - |
| Equity Securities | | | | |
| Common Stock | 141,418,330 | 141,418,330 | - | - |
| Mutual Funds | 96,343,125 | 96,343,125 | - | - |
| Venture capital investments | 16,171,691 | - | - | 16,171,691 |
| Total investments by fair value level | 305,001,229 | \$ 283,987,913 | \$ - | \$ 21,013,316 |
| Investments measured at net asset value (NAV) | | | | |
| Real Estate Funds | 36,847,903 | | | |
| Total investments measured at NAV | 36,847,903 | | | |
| Total investments measured at fair value | \$ 341,849,132 | | | |

Debt and equity securities classified in Level 1 of the fair value hierarchy are valued using the last reported sales prices quoted in active markets for those securities. U.S Government obligations classified in Level 2 of the fair value hierarchy are valued using a matrix pricing technique. Matrix pricing is used to value securities based on the securities' relationship to benchmark quoted prices. Commercial and residential mortgage-backed securities classified in Level 3 are valued using discounted cash flow techniques. Venture capital investments classified in Level 3 inputs are valued using either a discounted cash flow or market comparable method.

COUNTY OF BEAVER, PENNSYLVANIA

NOTES TO BASIC FINANCIAL STATEMENTS

DECEMBER 31, 2020 AND JUNE 30, 2020

NOTE C - CASH DEPOSITS AND INVESTMENTS - (Continued)

Pension Trust Fund Investments - Continued

The valuation method for investments at the net asset value (NAV) per share (or its equivalent) is presented in the following table:

| | <u>Fair Value</u> |
|-----------------------------------|----------------------|
| Real Estate Funds | <u>\$ 36,847,903</u> |
| Total investments measured at NAV | <u>\$ 36,847,903</u> |

Real estate assets are reported at net asset value (NAV). The fair values of the investments are determined using the NAV per share (or its equivalent) of the Plan’s ownership interest in the partners’ capital. Under the contract, an independent appraisal is obtained once per year to determine the fair market value of the real estate assets. These investments can never be redeemed with the fund. Distributions from each fund will be received as the underlying investments in the fund are liquidated. The individual investments that will be sold have not yet been determined. Because it is not probable that any individual investment will be sold, the fair value of each individual investment has been determined using the NAV per share (or its equivalent) of the Plan’s ownership interest in partners’ capital. Once it has been determined which investments will be sold and whether those investments will be sold individually or in a group, the investments will be sold in an auction process. The investee fund’s management is required to approve of the buyer before the sale of the investments can be completed.

The County has a policy in place to define the types and the mix of investments that are commensurate with the goals of the Pension Trust Fund. The policy applies certain limitations on the amounts of domestic equities, international equities, fixed income investments, and cash equivalents that the fund may hold at any one time. All assets of the County’s Pension Trust Fund, except for its interest in the collective trusts and certain debt and equity securities, were either insured or collateralized with assets held in the custodian’s trust department.

Credit risk is the risk that investments may not be recovered from the counterparty due to bankruptcy, theft, or other occurrences. To mitigate this risk, the Beaver County Pension Trust Fund Investment Policy limits an investment in common stock in any one corporation to 5% of the total portfolio. For corporate bonds, the County’s policy requires that bonds be rated at least “BBB” by the Standard and Poor’s bond rating system.

COUNTY OF BEAVER, PENNSYLVANIA

NOTES TO BASIC FINANCIAL STATEMENTS

DECEMBER 31, 2020 AND JUNE 30, 2020

NOTE C - CASH DEPOSITS AND INVESTMENTS - (Continued)

Pension Trust Fund Investments - Continued

Foreign currency risk is the risk that investments may lose value due to fluctuation of foreign currency exchange rates. All foreign equity investments are pooled investments managed by a single counterparty. As a result of the pooling of investments, the Pension Trust Fund does not own foreign securities but rather shares of the pooled investment fund.

Securities Lending Transactions

The County's pension investment policy allows the County's Pension Trust Fund to enter into security lending agreements with eligible borrowers. During 2020, the Pension Trust Fund, through the use of a security lending agent, engaged in several security lending transactions. All securities held by the pension trust fund, except those specifically identified by the County, are available for these loans. By the end of 2020, the County stopped engaging in security lending activity. As such, the fair value and carrying value of the securities on loan at December 31, 2020, is \$0. The amount of collateral on hand at December 31, 2020 is \$0.

Credit risk is the risk that investments may not be recovered from the counterparty due to bankruptcy, theft, or other occurrences. To mitigate this risk, the Pension Trust Fund securities lending policy requires between 102% - 105% of market value to be held as collateral for each security lent. As of December 31, 2020, the Fund is not exposed to credit risk since the value of collateral exceeds the value of the securities on loan for every loan outstanding.

COUNTY OF BEAVER, PENNSYLVANIA

NOTES TO BASIC FINANCIAL STATEMENTS

DECEMBER 31, 2020 AND JUNE 30, 2020

NOTE C - CASH DEPOSITS AND INVESTMENTS - (Continued)

Pension Trust Fund Investments - Continued

As of December 31, 2020, the Pension Trust Fund's investments and cash deposits consisted of:

| | |
|--|------------------------------|
| <u>Investments</u> | |
| Common and Preferred Stocks | \$ 141,418,330 |
| Interest in Collective Trust | 36,847,903 |
| Bonds and Notes: | |
| U.S. Government Notes | 16,225,083 |
| U.S. Government Agency Bonds | 763,847 |
| U.S. Government Mortgage Backed Securities | 6,689,889 |
| Corporate Bonds | 21,418,766 |
| Registered Investment Company Securities | 96,343,125 |
| Certificates of Deposit | 1,128,873 |
| Interest in Limited Partnership | 16,171,691 |
| Other Debt Securities | 4,841,625 |
| Total Investments | <u>341,849,132</u> |
| Cash Deposits | 9,101,621 |
| Cash Deposits held as Collateral | - |
| Total Cash Deposits and Investments | <u><u>\$ 350,950,753</u></u> |

COUNTY OF BEAVER, PENNSYLVANIA

NOTES TO BASIC FINANCIAL STATEMENTS

DECEMBER 31, 2020 AND JUNE 30, 2020

NOTE C - CASH DEPOSITS AND INVESTMENTS - (Continued)

Pension Trust Fund Investments - Continued

Investments in bonds and notes and their respective weighted averages to maturity are as follows:

| | Amount at December 31, 2020 | Weighted Average to Maturity (Years) |
|---|--------------------------------|---|
| Obligations Explicitly Guaranteed by the United States Government: | | |
| U.S. Government Notes | \$ 16,225,083 | 8.37 |
| Other Obligations: | | |
| U.S. Government Agency Bonds | 763,847 | 0.63 |
| U.S. Government Mortgage Backed Securities | 6,689,889 | 21.10 |
| Corporate Bonds | 21,418,766 | 7.54 |
| Subtotal | 28,872,502 | |
| Total | \$ 45,097,585 | |
| Portfolio Weighted Average | | 9.73 |

The bond ratings given to corporate bonds, except those explicitly guaranteed by the United States government and mortgage backed securities, whose credit ratings are not available, as determined by the Standard and Poor's bond rating system along with the amount invested by the Pension Trust Fund at December 31, 2020, are as follows:

| S&P Rating | Market Value |
|--------------------|---------------|
| AAA | - |
| AA+ | 1,337,236 |
| AA | - |
| AA- | 927,042 |
| A+ | 2,777,076 |
| A | 1,342,459 |
| A- | 2,866,259 |
| BBB+ | 7,786,818 |
| BBB | 3,240,831 |
| BBB- | 1,423,038 |
| BB+ | 481,862 |
| Unrated Securities | 6,689,881 |
| Total | \$ 28,872,502 |

COUNTY OF BEAVER, PENNSYLVANIA

NOTES TO BASIC FINANCIAL STATEMENTS

DECEMBER 31, 2020 AND JUNE 30, 2020

NOTE C - CASH DEPOSITS AND INVESTMENTS - (Continued)

Component Unit - BCTA

BCTA is authorized under State statutes to invest in:

- I. Obligations of the U.S. Treasury.
- II. Short-term obligations of the U.S. Government and federal agencies.
- III. Insured savings and checking accounts and certificates of deposit in banks, savings and loan associations and credit unions.
- IV. General obligation bonds of the federal government, the Commonwealth of Pennsylvania or any political subdivision of the Commonwealth of Pennsylvania, or any of their agencies.
- V. Shares of mutual funds whose investments are restricted to the above categories.

At June 30, 2020, BCTA's cash and cash equivalents had a bank balance of \$3,178,738 and a book balance of \$3,018,638. The difference between the bank balance and the book balance represents year-end reconciling items such as deposits in transit and outstanding checks. The Federal Deposit Insurance Corporation (FDIC) coverage threshold for government accounts is \$250,000 per official custodian. This coverage includes checking and savings accounts, money market deposit accounts, and certificates of deposit.

Custodial credit risk is the risk that, in the event of a bank failure, BCTA's deposits may not be returned. BCTA does not have a formal policy for custodial credit risk. As of June 30, 2020, \$2,428,738 of BCTA's bank balance is exposed to custodial credit risk as this amount represents uninsured deposits collateralized with securities held by the pledging financial institution or by its trust department or agent, but not in BCTA's name.

At June 30, 2020, the cash deposits of BCTA consisted of:

| | |
|--|---------------------|
| Cash - FDIC Insured | |
| Huntington Bank | \$ 250,000 |
| Wesbanco Bank | 250,000 |
| First National Bank | 250,000 |
| Collateralized by securities pledged to a pooled public funds account with the Federal Reserve System | 2,428,738 |
| | <u>\$ 3,178,738</u> |

These deposits are in accordance with Act Number 72-1971 Session of the Commonwealth of Pennsylvania.

COUNTY OF BEAVER, PENNSYLVANIA

NOTES TO BASIC FINANCIAL STATEMENTS

DECEMBER 31, 2020 AND JUNE 30, 2020

NOTE C - CASH DEPOSITS AND INVESTMENTS - (Continued)

Component Unit - CCBC

The Public School Code Section 440.1 and the PA Act 10 of 2016 authorizes CCBC to invest in:

- I. Obligations of the United States, Pennsylvania, or any political subdivision of Pennsylvania, or any of their agencies or instrumentalities backed by the full faith and credit of these governmental units.
- II. Deposits in savings accounts, time deposits and share accounts of institutions insured by the FDIC, to the extent that such accounts are so insured and, for any amounts above the insured maximum, provided that approved collateral, as provided by law, is pledged by the depository.
- III. U.S. government obligations, short-term commercial paper issued by a public corporation, and banker's acceptances.

Investments of the CCBC Foundation include equity and fixed income mutual funds and money market funds held by First National Bank Wealth Management. Investments are stated at fair value.

CCBC had no deposit and investment transactions during the year that were in violation of state statutes.

At June 30, 2020, CCBC's cash and cash equivalents had a bank balance of \$2,981,261 and a book balance of \$2,333,061. The difference between the bank balance and the book balance represents year-end reconciling items such as deposits in transit and outstanding checks. The Federal Deposit Insurance Corporation (FDIC) coverage threshold for government accounts is \$250,000 per official custodian. This coverage includes checking and savings accounts, money market deposit accounts, and certificates of deposit.

CCBC does not have a formal policy for custodial credit risk. As of June 30, 2020, \$1,327,060 of CCBC's bank balance total is exposed to custodial credit risk as this amount represents uninsured deposits collateralized with securities held by the pledging financial institution or by its trust department or agent, but not in CCBC's name.

COUNTY OF BEAVER, PENNSYLVANIA

NOTES TO BASIC FINANCIAL STATEMENTS

DECEMBER 31, 2020 AND JUNE 30, 2020

NOTE C - CASH DEPOSITS AND INVESTMENTS - (Continued)

Component Unit - CCBC - Continued

At June 30, 2020, the cash deposits of CCBC consisted of:

| | | |
|---|----|------------------|
| Cash - FDIC Insured | \$ | 250,000 |
| Cash - CCBC Foundation - FDIC Insured | | 250,000 |
| Collateralized by securities pledged to a pooled public funds account with the Federal Reserve System | | 2,481,261 |
| | \$ | <u>2,981,261</u> |

These deposits are in accordance with Act Number 72-1971 Session of the Commonwealth of Pennsylvania.

CCBC's investments at June 30, 2020, totaled \$1,740,324 and they were held by the CCBC Foundation.

NOTE D - RECEIVABLES AND PAYABLES

Receivables at December 31, 2020, were as follows:

| | Accounts Receivable | Taxes | Due From Other Governments | Other | Total Receivables |
|---------------------------------|------------------------|---------------------|----------------------------------|---------------------|----------------------|
| Governmental Activities | | | | | |
| General Fund | \$ - | \$ 7,658,376 | \$ 126,487 | \$ 1,066,189 | \$ 8,851,052 |
| MH/ID | - | - | 1,114,547 | 89,659 | 1,204,206 |
| Emergency 911 Center | - | - | - | 852,146 | 852,146 |
| HealthChoices | - | - | 4,589,848 | - | 4,589,848 |
| Children & Youth | - | - | 1,947,761 | 1,466 | 1,949,227 |
| Community Development | - | - | 506,704 | 5,520 | 512,224 |
| Non-Major Governmental Funds | - | - | 700,871 | 202,071 | 902,942 |
| Internal Service Funds | - | - | - | 209,925 | 209,925 |
| | - | 7,658,376 | 8,986,218 | 2,426,976 | 19,071,570 |
| Allowance for Doubtful Accounts | - | (3,047,832) | - | - | (3,047,832) |
| Total - Governmental Activities | <u>\$ -</u> | <u>\$ 4,610,544</u> | <u>\$ 8,986,218</u> | <u>\$ 2,426,976</u> | <u>\$ 16,023,738</u> |
| Component Units | | | | | |
| BCTA | <u>\$ -</u> | <u>\$ -</u> | <u>\$ 2,124,319</u> | <u>\$ 18,578</u> | <u>\$ 2,142,897</u> |
| CCBC | <u>\$ 853,885</u> | <u>\$ -</u> | <u>\$ 528,274</u> | <u>\$ 678,213</u> | <u>\$ 2,060,372</u> |

COUNTY OF BEAVER, PENNSYLVANIA

NOTES TO BASIC FINANCIAL STATEMENTS

DECEMBER 31, 2020 AND JUNE 30, 2020

NOTE D - RECEIVABLES AND PAYABLES - (Continued)

Payables at December 31, 2020, consisted of amounts due to vendors, program providers, and grantees for goods, services, and grant-related obligations.

NOTE E - INTERFUND BALANCES AND TRANSFERS

Interfund Balances

The County reports interfund balances among all of its funds. The balances for Non-Major Governmental Funds and Proprietary Funds are aggregated into a single column or row. The composition of interfund balances as of December 31, 2020, is as follows:

| | | Interfund Payable | | | | | | | |
|----------------------|------------------------|-------------------|------------|--------------|-----------|-------------|--------------|--------------|--------------|
| | | General | Emergency | Health | Community | Coronavirus | Non-Major | Total | |
| | | Fund | MH / ID | 911 Center | Choices | Development | Relief | Governmental | Assets |
| Interfund Receivable | General Fund | \$ - | \$ 348,276 | \$ 1,526,929 | \$ 25,909 | \$ 613,749 | \$ 1,915,515 | \$ 708,474 | \$ 5,138,852 |
| | MH / ID | - | - | - | - | - | - | 9,090 | 9,090 |
| | Health Choices | - | 452 | - | - | - | - | - | 452 |
| | Children & Youth | 38,852 | - | 7,650 | - | - | - | - | 46,502 |
| | Community Development | - | 9,712 | - | - | - | - | - | 9,712 |
| | Non-Major Governmental | 76,164 | - | - | - | 157 | - | 634,059 | 710,380 |
| | Internal Service Fund | 32,621 | - | - | - | - | - | - | 32,621 |
| | Total Liabilities | \$ 147,637 | \$ 358,440 | \$ 1,534,579 | \$ 25,909 | \$ 613,906 | \$ 1,915,515 | \$ 1,351,623 | \$ 5,947,609 |

The following is a summary of the interfund payables and receivables outstanding at December 31, 2020:

- The General Fund’s balance due to Children & Youth consists of the net of disbursements due for accounts payable, voided checks, payroll, services provided by the Sheriff’s Department and the Department of Public Works, administration expense reimbursements, County Match obligations, single audit reimbursements and indirect cost allocation.
- The General Fund’s balance due to the Non-Major Governmental Funds consists of Driving Under the Influence, Under Age Drinking and Positive Transitions Programs’ revenue in excess of expenditures due to the Courtroom Improvement Fund.
- The General Fund’s balance due to the Internal Service Fund consists of a contribution from the General Fund to the Workers’ Compensation Internal Service Fund.

COUNTY OF BEAVER, PENNSYLVANIA

NOTES TO BASIC FINANCIAL STATEMENTS

DECEMBER 31, 2020 AND JUNE 30, 2020

NOTE E - INTERFUND BALANCES AND TRANSFERS - (Continued)

Interfund Balances - Continued

- The MH/ID balance due to the General Fund consists of the net of disbursements due for accounts payable, voided checks, payroll, security services provided by the Sheriff's Department, single audit reimbursements, and Act 143 funding due to Court Administration.
- The MH/ID balance due to HealthChoices consists of expenses initially charged to HealthChoices.
- The MH/ID balance due to Community Development consists of Block Grant funding.
- The Emergency 911 Center's balance due to the General Fund represents the net of disbursements due for accounts payable, and the fourth quarter Act 12 reimbursement to the General Fund for eligible expenses.
- The Emergency 911 Center's balance due to Children & Youth consists of funding deposited into the Emergency 911 Center's bank account that belongs to Children & Youth.
- HealthChoices' balance due to the General Fund consists of the net of disbursements due for payroll, voided checks, single audit reimbursement, and security services provided by the Sherriff's Department.
- Community Development's balance due to the General Fund consists of the net of disbursements due for accounts payable, payroll, postage, indirect cost allocation, single audit reimbursement, expenses paid on behalf of Community Development by the General Fund, and funding deposited into Community Development's bank account that belongs to the General Fund Elections Department.
- Community Development's balance due to Non-Major Governmental Funds is for expenses that were charged to the Office on Aging.

COUNTY OF BEAVER, PENNSYLVANIA

NOTES TO BASIC FINANCIAL STATEMENTS

DECEMBER 31, 2020 AND JUNE 30, 2020

NOTE E - INTERFUND BALANCES AND TRANSFERS - (Continued)

Interfund Balances - Continued

- The Coronavirus Relief Fund’s balance due to the General Fund is CARES funding that represents reimbursement for wages and benefits of the General Fund.
- Non-Major Governmental Funds’ balances due to the General Fund consist of the net of disbursements due for accounts payable, payroll, postage, indirect cost allocation, single audit reimbursement, County Match obligations, services provided by the Sheriff’s Department and Department of Public Works, reimbursement from the Hazardous Materials Fund for eligible expenses, and funding deposited into Victim Witness’ bank account that belongs to the General Fund Adult Probation Office.
- Non-Major Governmental Funds’ balance due to MH/ID consists of the net of funding deposited into Victim Witness’ bank account that belongs to MH/ID.
- Non-Major Governmental Funds’ balance due to Non-Major Governmental Funds consists amounts due from the Capital Reserve Fund to the Act 13 Marcellus Unconventional Well and the Act 13 Marcellus Legacy funds in order to track the funding separately.

Interfund Transfers

Interfund transfers for the year ended December 31, 2020, consisted of the following:

| | | Transfer From Other Funds | | |
|-------------------------|------------------------|---------------------------|-------------------|---------------------|
| | | General | Non-Major | |
| | | Fund | Governmental | Total |
| Transfer To Other Funds | General Fund | \$ - | \$ 557,500 | \$ 557,500 |
| | MH/ID | 774,104 | - | 774,104 |
| | Children & Youth | 2,202,564 | - | 2,202,564 |
| | Non-Major Governmental | 1,135,116 | - | 1,135,116 |
| | Total | \$ 4,111,784 | \$ 557,500 | \$ 4,669,284 |

The following is a summary of transfers that occurred during the year ended December 31, 2020:

- The transfer from the General Fund to MH/ID is for County Match obligations.

COUNTY OF BEAVER, PENNSYLVANIA

NOTES TO BASIC FINANCIAL STATEMENTS

DECEMBER 31, 2020 AND JUNE 30, 2020

NOTE E - INTERFUND BALANCES AND TRANSFERS - (Continued)

Interfund Transfers - Continued

- The transfer from the General Fund to Children & Youth is for County Match obligations.
- The transfers from the County's General Fund to the Non-Major Governmental Funds consist of the excess of revenues over expenditures in the Driving Under the Influence, Under Age Drinking, and Positive Transitions Programs for the current year that are placed in the Courtroom Improvement Fund, and transfers to Domestic Relations and Office on Aging for purposes of meeting County Match obligations.
- The transfer from Non-Major Governmental Funds to the County's General Fund consists of the Offender's Supervisory Fund transferring funds to Adult Probation as aid in funding various eligible expenditures, as well as a \$7,500 transfer from the Clerk of Courts Record Improvement Fund to the Clerk of Courts department in the General Fund to fund over time for a storage project and storage expense.

NOTE F - LAND, BUILDINGS, IMPROVEMENTS AND EQUIPMENT

During 1996, the County contracted with an appraisal company to provide a detailed capital asset listing that included acquisition cost and acquisition year. The dates of acquisition and acquisition costs were either furnished by the County or estimated using reverse-trending techniques applied against the estimate of current replacement cost. The actual or estimated historical cost determined by the appraisal and transactions that occurred subsequent to the appraisal are reported in the government-wide Statement of Net Position.

Depreciation and amortization was charged to functions as follows:

| | | |
|--------------------------------------|----|------------------|
| Governmental Activities | | |
| General Government | \$ | 1,443,196 |
| Judicial | | 256,557 |
| Public Safety | | 1,454,139 |
| Public Works and Enterprises | | 1,569,196 |
| Culture, Recreation and Conservation | | 411,918 |
| Human Services | | 212,037 |
| Economic Development | | 4,804 |
| Total | \$ | <u>5,351,847</u> |

COUNTY OF BEAVER, PENNSYLVANIA

NOTES TO BASIC FINANCIAL STATEMENTS

DECEMBER 31, 2020 AND JUNE 30, 2020

NOTE F - LAND, BUILDINGS, IMPROVEMENTS AND EQUIPMENT - (Continued)

The following is a summary of changes in capital assets for Governmental Activities during 2020:

| | Balance at January 1, 2020 | Additions | Disposals & Transfers | Balance at December 31, 2020 |
|----------------------------|----------------------------------|---------------------|--------------------------|------------------------------------|
| Not being Depreciated: | | | | |
| Land | \$ 1,732,929 | \$ - | \$ - | \$ 1,732,929 |
| Other Capital Assets: | | | | |
| Buildings and Improvements | 89,899,765 | 4,155,364 | - | 94,055,129 |
| Vehicles | 4,861,617 | 450,767 | (90,265) | 5,222,119 |
| Furniture and Equipment | 22,293,982 | 2,746,932 | (1,123,528) | 23,917,386 |
| Infrastructure | 77,781,274 | 1,584,652 | - | 79,365,926 |
| | <u>194,836,638</u> | <u>8,937,715</u> | <u>(1,213,793)</u> | <u>202,560,560</u> |
| Accumulated Depreciation: | | | | |
| Buildings and Improvements | (44,812,738) | (2,207,704) | - | (47,020,442) |
| Vehicles | (4,241,490) | (231,214) | 90,265 | (4,382,439) |
| Furniture and Equipment | (15,541,215) | (1,319,904) | 1,085,442 | (15,775,677) |
| Infrastructure | (20,848,585) | (1,593,023) | - | (22,441,608) |
| | <u>(85,444,027)</u> | <u>(5,351,847)</u> | <u>1,175,707</u> | <u>(89,620,167)</u> |
| Net Other Capital Assets | <u>109,392,611</u> | <u>3,585,868</u> | <u>(38,086)</u> | <u>112,940,394</u> |
| Net Capital Assets | <u>\$ 111,125,540</u> | <u>\$ 3,585,868</u> | <u>\$ (38,086)</u> | <u>\$ 114,673,323</u> |

The above assets as of December 31, 2020, include \$12,936,150 relating to capitalized leases and \$6,547,665 of associated accumulated amortization.

Capital assets' additions displayed above include donated assets amounting to \$96,750. Capital assets' additions displayed above include assets found through physical inspection amounting to \$34,673. These assets are not included as expenditures on the Statement of Revenues, Expenditures, and Changes in Fund Balance – Governmental Funds.

COUNTY OF BEAVER, PENNSYLVANIA

NOTES TO BASIC FINANCIAL STATEMENTS

DECEMBER 31, 2020 AND JUNE 30, 2020

NOTE F - LAND, BUILDINGS, IMPROVEMENTS AND EQUIPMENT - (Continued)

Component Unit - BCTA

The following is a summary of BCTA's property accounts as of June 30, 2020:

| | | Estimated Useful Lives |
|-------------------------------------|----------------------|---------------------------|
| Land | \$ 3,774,575 | N/A |
| Construction in Progress | 480,391 | N/A |
| Buildings and Improvements | 17,556,046 | 30 |
| Tangible Transit Operating Property | 17,859,067 | 5-12 |
| Other Property - MATP | 60,810 | 4-5 |
| Furniture and Equipment | 1,585,526 | 4-5 |
| | <u>41,316,415</u> | |
| Less Accumulated Depreciation | <u>(18,425,652)</u> | |
| | <u>\$ 22,890,763</u> | |

Depreciation expense for the year ended June 30, 2020, amounted to \$2,658,244.

Component Unit - CCBC

The following is a summary of CCBC's property accounts as of June 30, 2020:

| | | Estimated Useful Lives |
|-------------------------------|----------------------|---------------------------|
| Land | \$ 980,652 | N/A |
| Construction in Progress | 4,406,873 | N/A |
| Land Improvements | 747,863 | 20 |
| Buildings and Improvements | 57,563,091 | 25-50 |
| Vehicles | 219,956 | 8-10 |
| Furniture and Equipment | 14,059,730 | 5-20 |
| | <u>77,978,165</u> | |
| Less Accumulated Depreciation | <u>(37,514,238)</u> | |
| | <u>\$ 40,463,927</u> | |

Depreciation expense for the year ended June 30, 2020, amounted to \$2,097,702.

COUNTY OF BEAVER, PENNSYLVANIA

NOTES TO BASIC FINANCIAL STATEMENTS

DECEMBER 31, 2020 AND JUNE 30, 2020

NOTE G - EMPLOYEE RETIREMENT PLAN

1. Summary of Significant Accounting Policies

Pensions

For the purposes of measuring the net pension asset, deferred outflows of resources and deferred inflows of resources related to pensions, and pension expense, information about the fiduciary net position of the Beaver County Employees' Pension Plan (the Plan), and additions to/deductions from the Plan's fiduciary net position have been determined on the same basis as they are reported by the Plan. For this purpose, benefit payments (including refunds of employee contributions) are recognized when due and payable in accordance with the benefit terms. Investments are reported at fair value.

Method Used to Value Investments

Investments are reported at fair value. Securities traded on a national or international exchange are valued at the last reported sales price at current exchange rates. Real estate assets are reported at fair value utilizing an income approach to valuation. By contract, an independent appraisal is obtained once every year to determine the fair market value of real estate assets.

2. Plan Description

The County sponsors the Plan, a single-employer, defined benefit pension plan covering substantially all of its employees. The Plan provides retirement, disability, and death benefits to plan members and their beneficiaries. Administration of the Plan is provided by the Beaver County Employees' Retirement Board (Retirement Board), consisting of the Board of County Commissioners, the County Controller, and the County Treasurer. Most administrative costs are incurred and paid by the Plan.

The Plan is established, administered, and funded under the authority of the "County Pension Law," Act 96 of 1971, as amended, enacted by the General Assembly of the Commonwealth of Pennsylvania. The Plan has no authority to establish or amend benefit terms with the exception of granting cost-of-living modifications and adjusting the rate of regular interest on member contribution accounts. The pension plan's policy in regard to the allocation of invested assets is established and may be amended by the Board by a majority vote of its members. It is the policy of the Board to pursue an investment strategy that reduces risk through the prudent diversification of the portfolio across a broad selection of distinct asset classes. There is no stand-alone financial report of the Plan and the Retirement Board does not issue a public report including the Plan.

COUNTY OF BEAVER, PENNSYLVANIA

NOTES TO BASIC FINANCIAL STATEMENTS

DECEMBER 31, 2020 AND JUNE 30, 2020

NOTE G - EMPLOYEE RETIREMENT PLAN - (Continued)

3. Benefits Provided

The Plan provides pension benefits for normal retirement at age sixty or at age fifty-five with twenty or more years of completed service. This is based on a formula including final average salary and years of credited service, in addition to the member's accumulated contribution to the Plan and interest earnings thereon. Early retirement is available at an earlier age as specified by the Plan. Members become vested after five years of service. All plan members are eligible for disability benefits after 5 years of service if disabled while in service and unable to continue as a County employee. Disability retirement benefits are equal to 25% of highest average salary at the time of retirement. Death benefits for a member who dies with 10 years of service prior to retirement is the total present value of the member's retirement paid in a lump sum. A plan member who leaves the County service with less than 5 years of service may withdraw his or her contributions, plus accumulated interest.

On an ad hoc basis, cost-of-living adjustments to each member's allowance shall be reviewed at least once in every three years subsequent to the member's retirement date. The adjustment, should the County elect to give one, is a percentage of the change in the Consumer Price Index.

4. Employees Covered by Benefit Terms

As of January 1, 2021, the date of the last available actuarial report, employee membership data related to the pension plan was as follows:

| | |
|---|--------------|
| Retirees and beneficiaries currently receiving benefits | 1,396 |
| Inactive plan members not yet receiving benefits | 138 |
| Active plan participants: | 750 |
| | <u>2,284</u> |

COUNTY OF BEAVER, PENNSYLVANIA

NOTES TO BASIC FINANCIAL STATEMENTS

DECEMBER 31, 2020 AND JUNE 30, 2020

NOTE G - EMPLOYEE RETIREMENT PLAN - (Continued)

5. Contributions

Members of the Plan are required to contribute no less than 9% and no more than 19% of their earnings while employed by the County. All full-time and part-time employees expected to complete 1,000 hours of service in a twelve-month period when employed are required to participate in the Plan.

The Plan funding policy provides for periodic employer contributions at actuarially determined rates that are necessary to accumulate sufficient assets to pay benefits when due. The annual pension cost for 2020 was determined as part of an actuarial valuation as of January 1, 2020, using the entry age method.

The projection of benefits for financial reporting purposes does not explicitly incorporate the potential effects of legal or contractual funding limitations. However, the actuarial methods and assumptions used include techniques that are designed to reduce short-term volatility in actuarial accrued liabilities and the actuarial value of assets.

An actuarially determined contribution is recommended by the plan actuary. The actuarially determined rate is the estimated amount necessary to finance the costs of benefits earned by plan members during the year, with an additional amount to finance an unfunded accrued liability. For the 2020 measurement period, the active member contribution rate was 9.0 percent of annual pay, and the County average rate was 5.35 percent of annual payroll.

COUNTY OF BEAVER, PENNSYLVANIA

NOTES TO BASIC FINANCIAL STATEMENTS

DECEMBER 31, 2020 AND JUNE 30, 2020

NOTE G - EMPLOYEE RETIREMENT PLAN - (Continued)

6. Net Pension Liability (Asset)

The following are the components of the Plan's net pension liability (asset) and their balances as of December 31, 2020:

| | |
|---|------------------------|
| Total Pension Liability | \$ 336,200,477 |
| Plan Fiduciary Net Position | 350,751,654 |
| Net Pension Liability (Asset) | <u>\$ (14,551,177)</u> |
| Plan Fiduciary Net Position as a Percentage of the Total Pension Liability (Asset) | <u>104.33%</u> |

Actuarial Assumptions

The total pension liability was determined by an actuarial valuation for the 2020 measurement period, using the following actuarial assumptions, applied to all periods included in the measurement:

| | |
|---------------------------|---|
| Inflation | 3.0 percent |
| Salary increases | 3.5 percent, average including inflation |
| Investment rate of return | 7.5 percent, net of pension plan investment expense, including inflation |

Mortality rates were based on the RP-2013 Annuitant and Non-Annuitant Mortality Tables for Males and Females with no projected improvement.

The actuarial assumptions used in the valuation for the 2020 measurement period were based on past experience under the plan and reasonable future expectations which represent the best estimate of anticipated experience under the plan. An actuarial experience study was performed during 2016; however, no modifications to assumptions were made as a result.

No ad hoc postemployment benefit changes were included in future liability.

COUNTY OF BEAVER, PENNSYLVANIA

NOTES TO BASIC FINANCIAL STATEMENTS

DECEMBER 31, 2020 AND JUNE 30, 2020

NOTE G - EMPLOYEE RETIREMENT PLAN - (Continued)

7. Long Term Expected Rate of Return

The long-term expected rate of return on pension plan investments was determined using a building-block method in which best-estimate ranges of expected future real rates of return (expected returns, net of pension plan investment expense and inflation) are developed for each major asset class. These ranges are combined to produce the long-term expected rate of return by weighting the expected future real rates of return by the target asset allocation percentage and by adding expected inflation. Best estimates of arithmetic real rates of return for each major asset class included in the pension plan's target asset allocation for the 2020 measurement period are summarized in the following table:

| <u>Asset Class</u> | <u>Target Allocation</u> | <u>Range</u> | <u>Long-Term Expected Real Rate of Return</u> |
|----------------------|--------------------------|--------------|---|
| Domestic Equity | 50% | +/-10% | 5.4 - 6.4% |
| International Equity | 10% | +/-10% | 5.5 - 6.5% |
| Fixed Income | 25% | +/-10% | 1.3 - 3.3% |
| Real Estate | 15% | +/-5% | 4.5 - 5.5% |
| Cash | 0% | +/-3% | 0.0 - 1.0% |

8. Discount Rate

The discount rate used to measure the total pension liability was 7.5%. The projection of cash flows used to determine the discount rate assumed that plan member contributions will be made at the current contribution rate and that County contributions will be made at rates equal to the actuarially determined contribution rates. Based on those assumptions, the pension plan's fiduciary net position was projected to be available to make all projected future benefit payments of current plan members. Therefore, the long-term expected rate of return on pension plan investments was applied to all periods of projected benefit payments to determine the total pension liability (i.e., no depletion date is projected to occur).

COUNTY OF BEAVER, PENNSYLVANIA

NOTES TO BASIC FINANCIAL STATEMENTS

DECEMBER 31, 2020 AND JUNE 30, 2020

NOTE G - EMPLOYEE RETIREMENT PLAN - (Continued)

9. Changes in the Net Pension Liability (Asset)

| | Increase / (Decrease) | | |
|---|-----------------------------------|---------------------------------------|---|
| | Total Pension Liability (a) | Plan Fiduciary Net Position (b) | Net Pension Liability (Asset) (a) - (b) |
| Balances at 12/31/2019 | \$ 329,288,289 | \$ 332,422,970 | \$ (3,134,681) |
| Changes for the year: | | | |
| Service cost | 5,310,994 | - | 5,310,994 |
| Interest | 24,537,184 | - | 24,537,184 |
| Differences between expected and actual experience | (1,330,192) | - | (1,330,192) |
| Contributions - employer | - | 2,145,228 | (2,145,228) |
| Contributions - member | - | 3,868,705 | (3,868,705) |
| Net investment income | - | 34,236,917 | (34,236,917) |
| Benefit payments, including refunds of employee contributions | (21,605,798) | (21,605,798) | - |
| Administrative expense | - | (316,368) | 316,368 |
| Net changes | <u>6,912,188</u> | <u>18,328,684</u> | <u>(11,416,496)</u> |
| Balances at 12/31/2020 | <u>\$ 336,200,477</u> | <u>\$ 350,751,654</u> | <u>\$ (14,551,177)</u> |

10. Sensitivity of the Net Pension Liability (Asset) to Changes in the Discount Rate

The following presents the net pension liability (asset) of the County calculated using the discount rate, as well as what the County's net pension liability (asset) would be if they were calculated using a discount rate that is one-percentage-point lower or one-percentage-point higher than the current rates:

| | 1% Decrease (6.5%) | Current Discount Rate (7.5%) | 1% Increase (8.5%) |
|--|--|------------------------------------|-----------------------|
| | County's Net Pension Liability (Asset) | \$ 14,526,260 | \$ (14,551,177) |

COUNTY OF BEAVER, PENNSYLVANIA

NOTES TO BASIC FINANCIAL STATEMENTS

DECEMBER 31, 2020 AND JUNE 30, 2020

NOTE G - EMPLOYEE RETIREMENT PLAN - (Continued)

11. Pension Expense and Deferred Outflows of Resources and Deferred Inflows of Resources Related to Pensions

For the year ended December 31, 2020, the County recognized pension expense (income) of \$(3,010,610) and reported deferred outflows of resources and deferred inflows of resources for pension related activities from the following sources:

| | <u>Total Pension Liability</u> | | <u>Plan Fiduciary Net Position</u> | | <u>Total</u> |
|--|--------------------------------|----------------------|------------------------------------|-----------------------|----------------------|
| | <u>Outflow</u> | <u>(Inflow)</u> | <u>Outflow</u> | <u>(Inflow)</u> | |
| 1. Deferred (Inflow)/Outflow of Resources as of December 31, 2019: (3)+(4)-(5) | \$ 798,287 | \$(1,058,004) | \$20,852,941 | \$(26,710,343) | \$(6,117,119) |
| 2. Prior Period One-Time Adjustment | - | - | - | - | - |
| 3. Deferred (Inflow)/Outflow of Resources as of January 1, 2020: (1)-(2) | 798,287 | (1,058,004) | 20,852,941 | (26,710,343) | (6,117,119) |
| 4. Differences between Expected and Actual Experience for 2020 * | - | (1,897,021) | - | (8,976,597) | (10,873,618) |
| 5. Portion Recognized in 2020 Pension Expense | <u>467,725</u> | <u>(1,690,344)</u> | <u>6,950,981</u> | <u>(10,341,322)</u> | <u>(4,612,960)</u> |
| 6. Deferred (Inflow)/Outflow of Resources as of December 31, 2020: (3)+(4)-(5) | <u>\$ 330,562</u> | <u>\$(1,264,681)</u> | <u>\$13,901,960</u> | <u>\$(25,345,618)</u> | <u>(12,377,777)</u> |
| 7. Change in Deferred (Inflow)/Outflow of Resources as of December 31, 2020: (6)-(3) | | | | | <u>\$(6,260,658)</u> |
| * Determined as follows | | | | | |
| 1. Projected Earnings on Plan | | | | \$ 22,641,591 | |
| 2. Actual Earnings on Plan Investments for 2020 | | | | <u>31,618,188</u> | |
| 3. Differences between Expected and Actual Experience for 2020: (1)-(2) | | | | <u>\$(8,976,597)</u> | |

For the 2020 measurement period, the County recognized pension expense (income) of \$(3,010,610), and amounts reported as deferred outflows of resources and deferred (inflows) of resources related to pensions will be recognized in pension expense as follows:

| Year ended December 31: | |
|-------------------------|------------------------|
| 2021 | \$ (3,332,056) |
| 2022 | (465,881) |
| 2023 | (6,784,519) |
| 2024 | (1,795,321) |
| 2025 | - |
| Thereafter | - |
| Total | <u>\$ (12,377,777)</u> |

COUNTY OF BEAVER, PENNSYLVANIA

NOTES TO BASIC FINANCIAL STATEMENTS

DECEMBER 31, 2020 AND JUNE 30, 2020

NOTE G - EMPLOYEE RETIREMENT PLAN - (Continued)

12. Payable to the Pension Plan

The County had no outstanding amount of contributions to the pension plan required for the year ended December 31, 2020.

13. Reserves

Under Act 96 of 1971, the Plan is required to maintain the following reserves:

Member Annuity Reserve Account: This reserve represents the total contributions deducted from the salaries of the active and terminated vested members of the retirement system and the IRC 414(h)(2) pickup contributions together with accumulated interest additions. At January 1, 2021, the balance in this account was \$65,913,811 and it was fully funded.

County Annuity Reserve Account: This account represents the reserves set aside for the payment of the County's share of the retirement allowances. When a retirement annuity is scheduled to commence, sufficient monies are transferred from the County Annuity Reserve Account to the Retired Members' Reserve Account to provide for such an annuity. As of January 1, 2021, the balance in this account was \$76,896,155.

Retired Members' Reserve Account: This is the account from which monthly retirement allowances, including cost-of-living increases and death benefits, are paid. As of January 1, 2021, the balance in this account amounted to a fully funded \$183,038,322.

14. Pension Plan Fiduciary Net Position

Detailed information about the pension plan's fiduciary net position is available in the separately issued Retirement Board report. A copy of the report may be obtained by writing to:

Beaver County Employees' Retirement Board
Beaver Courthouse
810 Third St
Beaver, PA 15009-2196

COUNTY OF BEAVER, PENNSYLVANIA

NOTES TO BASIC FINANCIAL STATEMENTS

DECEMBER 31, 2020 AND JUNE 30, 2020

NOTE G - EMPLOYEE RETIREMENT PLAN - (Continued)

Component Unit - CCBC

CCBC participates in a cost sharing defined benefit multiple-employer Public School Employees' Retirement System (PSERS) established under and administered by the authority of the Public School Employees' Retirement Code Act No. 96 of October 2, 1975, as amended (24 Pa. C.S. 8101-8535). PSERS is a component unit of the Commonwealth of Pennsylvania. A brief summary of the plan's provisions are as follows:

Pension Benefits - Eligible participants are entitled to a normal retirement allowance totaling 2.5% of the participants' final average compensation, as defined, multiplied by the number of years of credited service. The defined benefit for a participant leaving employment before attaining retirement age but completing five years is vested and early retirement benefits may be elected. The plan provides for retirement, death and disability benefits, legislatively mandated ad hoc cost-of-living adjustments, and healthcare insurance premium assistance to qualifying annuitants.

Retirement Age - Participants may retire with normal benefits at age sixty-two, age sixty with thirty or more years of service, or with thirty-five years of service regardless of age.

Death Benefits - When a participant dies in active service after attaining age sixty-two or ten years of service, the beneficiary is entitled to a death benefit equal to the benefit which would have been effective if the member retired on the day before death.

Disability Benefits - A participant who becomes disabled after completing five years of credited service is eligible for an annuity totaling 2.5% of the final average salary, as defined, multiplied by the number of years of credited service, but not less than one-third of such salary, nor greater than the benefit the member would have had at normal retirement age.

The employer and employee obligations to contribute are established by authority of the aforementioned Public School Employees' Retirement Code and require contributions by active members, participating employers, and the Commonwealth.

Contributions required of employers are based upon an actuarial valuation. For the fiscal year ended June 30, 2020, the rate of employer contribution was 34.29% of covered payroll.

COUNTY OF BEAVER, PENNSYLVANIA

NOTES TO BASIC FINANCIAL STATEMENTS

DECEMBER 31, 2020 AND JUNE 30, 2020

NOTE G - EMPLOYEE RETIREMENT PLAN - (Continued)

Component Unit - CCBC - Continued

Pension expense (income) for CCBC for the year ended June 30, 2020, totaled \$(23,605) based on a total covered payroll of \$541,404. Active members who joined the System prior to July 22, 1983, contribute at 5.25% (Member Class TC) or at 6.5% (Member Class TD) of the member's qualifying compensation. Members who joined the System on or after July 22, 1983, and who were active or inactive as of July 1, 2001, contribute at 6.25% (Member Class TC) or at 7.5% (Member Class TD) of the member's qualifying compensation. Members who joined the System after June 30, 2001 and before July 1, 2011, contribute at 7.5% (automatic Member Class TD). For all new hires and for members who elected Class TD membership, the higher contribution rates began with service rendered on or after January 1, 2002. Members who joined the System after June 30, 2011, contribute at 7.5% (Member Class TE) or at 10.3% (Member Class TF). Contributions to the pension plan from the employer were \$150,395 for the year ended June 30, 2020.

The PSERS issues a comprehensive annual financial report that includes financial statements and required supplementary information for the plan. A copy of the report may be obtained by writing to the Office of Financial Management and Budget, Public School Employees' Retirement System, P.O. Box 125, Harrisburg, PA 17108-0125.

This publication is also available on the PSERS website at www.pfers.pa.gov

NOTE H - DEFERRED COMPENSATION PLAN

The County offers its employees a deferred compensation plan established in accordance with Internal Revenue Code Section 457. The Beaver County, PA Deferred Compensation Plan No. 638001 (the Plan), a single employer defined contribution plan, is available to substantially all County employees, and it enables them to defer a portion of their compensation for purposes of retirement savings. The Plan's administrator is Rivers Edge and for the year ended December 31, 2020, total employee contributions amounted to \$180,278. There were no employer contributions for this same period. Participation in the Plan is optional. The deferred compensation is not available for withdrawal until termination, retirement, death or an unforeseeable emergency. During 1997, the County placed all assets of the Plan in a custodial account. As a result, and in accordance with GASB Statement No. 32, the Plan's assets have been removed from the County's Agency Fund.

COUNTY OF BEAVER, PENNSYLVANIA

NOTES TO BASIC FINANCIAL STATEMENTS

DECEMBER 31, 2020 AND JUNE 30, 2020

NOTE H - DEFERRED COMPENSATION PLAN - (Continued)

Component Unit - BCTA

BCTA maintains two Simplified Employees' Pension Plans, a type of single-employer defined contribution plan, for salaried and hourly employees. BCTA is the plans' administrator and it agrees to contribute annually a percentage of the participants' salaries, but not exceeding the federally mandated maximum for such plans. All full-time employees who earn at least \$450 in any three of the last five calendar years are eligible to participate in the plans. Participants are not required to contribute to the plans. BCTA's contributions amounted to approximately \$158,354 for the year ended June 30, 2020.

Component Unit - CCBC

CCBC established a Teachers Insurance and Annuity Association/College Retirement Equities Fund (TIAA-CREF), under Section 403 (b) of the Internal Revenue Code, for eligible employees. This TIAA-CREF is a single-employer defined contribution plan administered by CCBC. Under the plan, individual contracts are entered into for covered employees. Employees are fully vested, and the contract fully funded, in accordance with the terms of the contract. Employee contributions are 5% of covered compensation. Employer contributions vary according to compensation levels and the employees' position at CCBC. During the year ended June 30, 2020, CCBC contributed \$797,208 to this retirement plan.

NOTE I - SHORT-TERM DEBT

Component Unit - BCTA

BCTA maintains two \$500,000 demand lines of credit with a financial institution. One credit facility is restricted to purposes of the Medical Assistance Transportation Program. The terms of the agreements call for interest to be charged based on a percentage of prime rate on any outstanding balance. There are no outstanding balances as of June 30, 2020.

Component Unit - CCBC

CCBC has a working line of credit, with maximum borrowings of up to \$3,000,000. The terms of the note call for a per annum rate of interest up to 3%.

COUNTY OF BEAVER, PENNSYLVANIA

NOTES TO BASIC FINANCIAL STATEMENTS

DECEMBER 31, 2020 AND JUNE 30, 2020

NOTE I – SHORT-TERM DEBT - (Continued)

Component Unit - CCBC - Continued

On August 21, 2009, CCBC entered into a working capital line of credit note for \$1,500,000. During the 2015-2016 fiscal year, CCBC signed documents with First National Bank to extend the total available line of credit by an additional \$4,500,000. The terms of the note call for a per annum rate of interest up to 3%. The general revenues of CCBC serve as collateral on this note. There is an outstanding balance of \$661,136 on this line of credit as of June 30, 2020.

NOTE J - LONG-TERM LIABILITIES

The following summarizes the long-term debt activity for the year ended December 31, 2020:

| | Interest Rate | Issued | Maturity | Balance January 1, 2020 | Additions | Reductions | Balance December 31, 2020 | Due Within One Year |
|--|------------------|------------|------------|-------------------------------|----------------------|------------------------|---------------------------------|------------------------|
| <u>Governmental Activities</u> | | | | | | | | |
| <u>General Obligation Bonds</u> | | | | | | | | |
| Series A of 2016 | 2.12-5.00 | 05/15/2016 | 11/15/2025 | \$ 7,970,000 | \$ - | \$ (4,505,000) | \$ 3,465,000 | \$ 370,000 |
| Series B of 2016 | 1.59-4.23 | 05/15/2016 | 11/15/2032 | 33,380,000 | - | (1,555,000) | 31,825,000 | 1,605,000 |
| Series of 2017 | 3.00-5.00 | 10/15/2017 | 04/15/2032 | 61,325,000 | - | (10,550,000) | 50,775,000 | 2,770,000 |
| Series of 2020 | 2.00-4.00 | 11/15/2020 | 11/15/2029 | - | 6,385,000 | - | 6,385,000 | 620,000 |
| | | | | <u>102,675,000</u> | <u>6,385,000</u> | <u>(16,610,000)</u> | <u>92,450,000</u> | <u>5,365,000</u> |
| <u>Other General Long-Term Liabilities</u> | | | | | | | | |
| DCED Note | 1.00 | 08/01/2011 | 07/01/2021 | 9,688 | - | (6,069) | 3,619 | 3,619 |
| PFA Series of 2012 | 2.00-4.00 | 10/01/2012 | 10/01/2031 | 1,505,000 | - | (1,505,000) | - | - |
| PFA Series of 2013 | 0.70-2.60 | 05/15/2013 | 11/15/2021 | 6,030,000 | - | (4,300,000) | 1,730,000 | 1,730,000 |
| PFA Series of 2020 | 2.88-3.08 | 11/15/2020 | 11/15/2035 | - | 24,485,000 | - | 24,485,000 | - |
| Series of 2020 (BCEDA) | 2.00-4.00 | 11/15/2020 | 11/15/2036 | - | 11,690,000 | - | 11,690,000 | - |
| | | | | <u>7,544,688</u> | <u>36,175,000</u> | <u>(5,811,069)</u> | <u>37,908,619</u> | <u>1,733,619</u> |
| (Discount)/Premium | | | | <u>4,011,065</u> | <u>2,140,457</u> | <u>(1,066,287)</u> | <u>5,085,235</u> | <u>767,425</u> |
| Total Governmental Activities | | | | <u>\$ 114,230,753</u> | <u>\$ 44,700,457</u> | <u>\$ (23,487,356)</u> | <u>\$ 135,443,854</u> | <u>\$ 7,866,044</u> |

COUNTY OF BEAVER, PENNSYLVANIA

NOTES TO BASIC FINANCIAL STATEMENTS

DECEMBER 31, 2020 AND JUNE 30, 2020

NOTE J - LONG-TERM LIABILITIES - (Continued)

The following is a brief description of the outstanding debt issues of the County:

Governmental

General Obligation Bonds, Series A of 2016 and General Obligation Bonds, Federally Taxable Series B of 2016

In May 2016, the County issued \$11,005,000 of tax-exempt general obligation bonds and \$103,635,000 of taxable general obligation bonds to advance refund \$2,330,000 of Federally Taxable General Obligations Bonds Series A of 2005, \$550,000 of Federally Taxable General Obligations Bonds Series B of 2005, \$10,615,000 of Federally Taxable General Obligation Pension Bonds, Series of 2005, \$10,984,944, including accrued interest, of Guaranteed Lease Revenue Bonds, Series of 2008 ("911 Center"), \$19,010,000 of Federally Taxable General Obligation Pension Bonds, Series of 2009, and \$60,090,000 of General Obligation Notes, Series of 2009. Net proceeds of \$114,298,594 were deposited with an escrow agent to provide for all future debt service payments related to the above advance refunded bonds and lease.

This advance refunding reduced the County's total debt service payments over the next 15 years by almost \$9.6 million, and resulted in an economic gain (the difference between the present values of the debt service payments on the old and new debt) of approximately \$9.0 million. A deferred amount on refunding of \$12,451,970 has been recognized, which, as of December 31, 2020, is recorded in the government-wide Statement of Net Position with a balance of \$1,889,465. Interest on this issue is payable semiannually at annual rates from 1.6% to 5.0%. Combined yearly principal maturities range from \$2,695,000 to \$3,805,000. Series A Bonds mature on November 15, 2025, while the Series B Bonds mature November 15, 2032.

General Obligation Bonds Series of 2017

In October of 2017, the County issued \$64,810,000 of General Obligation Bonds, Series of 2017 with the purpose of undertaking the current refunding of a portion of the \$103,635,000 aggregate principal amount outstanding of the Beaver County General Obligation Bonds, Federally Taxable Series B of 2016 and paying all costs and expenses related to the issuance of the Bonds. Interest on this issue is payable semiannually at annual rates from 3.0% to 5.0%. Debt service payments begin in April 2018 and end in April of 2032. Yearly principal maturities range from \$1,350,000 to \$7,030,000.

COUNTY OF BEAVER, PENNSYLVANIA

NOTES TO BASIC FINANCIAL STATEMENTS

DECEMBER 31, 2020 AND JUNE 30, 2020

NOTE J - LONG-TERM LIABILITIES - (Continued)

General Obligation Bonds Series of 2017 - Continued

This advance refunding reduced the County's total debt service payments over the next 14 years by approximately \$1.9 million, and resulted in an economic gain (the difference between the present values of the debt service payments on the old and new debt) of approximately \$1.3 million. A deferred amount on refunding of \$8,427,213 has been recognized, which, as of December 31, 2020, is recorded in the government-wide Statement of Net Position with a balance of \$4,851,607.

General Obligation Bonds Series of 2020

In November of 2020, the County issued \$6,385,000 of General Obligation Bonds, Series of 2020 with the purpose of funding the County's reassessment and other capital projects. Interest on this issue is payable semiannually at annual rates from 2.0% to 4.0%. Debt service payments began in November 2020 and will end in November of 2029. Yearly principal maturities range from \$620,000 to \$815,000.

DCED General Obligation Note

The County entered into a loan agreement as the maker of a general obligation note with the Commonwealth Finance Authority for \$58,403 to finance a portion of the expenses related to upgrading the lighting around the courthouse and magistrate offices. The interest rate is fixed at 1.00% per year. Payments began in August 2011 and will continue in monthly installments ranging from \$461 to \$560 through maturity in July 2021.

PFA Series of 2012

On May 1, 2012, the County executed two agreements with the PFA to refinance several debt obligations of the County, including the County's former long-term health care facility. This generated the issuance of the Pennsylvania Finance Authority, County of Beaver Guaranteed Revenue Bonds, Series of 2012 (the "PFA Series of 2012"), at a face value of \$15,670,000.

COUNTY OF BEAVER, PENNSYLVANIA

NOTES TO BASIC FINANCIAL STATEMENTS

DECEMBER 31, 2020 AND JUNE 30, 2020

NOTE J - LONG-TERM LIABILITIES - (Continued)

PFA Series of 2012 - Continued

The debt refundings that took place are hereby depicted:

| | Governmental Activities | Former Long-Term Health Care Facility |
|-------------------------------|----------------------------|--|
| Issuance of debt - face value | \$ 7,958,208 | \$ 301,792 |
| Current refunding payments: | | |
| Series A of 2005 | (1,726,413) | - |
| PFA Series A of 2006 | (3,040,135) | (290,970) |
| PFA 2006 Bonds | (3,029,155) | - |

Additionally, \$7,410,000 of the PFA Series of 2012 was applied to refinance the Human Services Building Lease (see below) and \$217,143 remaining in proceeds was placed in the governmental Capital Bond fund restricted for purposes of capital assets investment. Debt proceeds available for refunding and capital projects were reduced by an original issue discount of \$35,127 and issuance costs of \$218,576. The refunding of the Series A of 2005, the PFA Series A of 2006, and the PFA 2006 Bonds generated \$523,660 in combined debt service savings over the repayment span of the PFA Series of 2012 and the transaction yielded an economic gain of \$353,084 for the governmental activities. A deferred amount on refunding of \$126,390 has been recognized for the governmental activities, which, as of December 31, 2020, is recorded in the government-wide Statement of Net Position with a balance of \$0.

Amortization of this amount is recorded yearly as interest expense. Interest on this issue is payable semiannually at annual rates from 2.0% to 4.0%. Debt service payments started in October 2012 and end in October of 2025. Payments to satisfy the lease portion under the PFA Series of 2012 continue until October 2031. Combined yearly principal maturities range from \$360,000 to \$2,225,000. Mandatory bond sinking fund payments start in the year 2023. The bonds maturing after April 1, 2022, can be redeemed early at the option of the PFA upon the written direction of the County.

This issuance was advanced refunded by the County of Beaver Guaranteed Revenue Notes, Federally Taxable Series of 2020 (PFA).

COUNTY OF BEAVER, PENNSYLVANIA

NOTES TO BASIC FINANCIAL STATEMENTS

DECEMBER 31, 2020 AND JUNE 30, 2020

NOTE J - LONG-TERM LIABILITIES - (Continued)

PFA Series of 2013

In March of 2013, the County executed an agreement with the PFA to refinance the General Obligation Bonds, Series A of 2007, a debt obligation of the County, including the County's former long-term health care facility. This generated the issuance of the Pennsylvania Finance Authority, County of Beaver Guaranteed Revenue Bonds, Series of 2013 (the "PFA Series of 2013"), at a face value of \$10,350,000. The advance refunding was accomplished by placing \$9,661,258 in a third-party trust fund. This resulted in a net economic gain of \$76,003 and net cash flow savings of \$435,935 over the term of the PFA Series of 2013, both recognized in total for the County. A total deferred amount on refunding of \$898,782 was recorded as well in 2013. At December 31, 2020, the outstanding balance of unamortized deferred amount on refunding for this issue is \$58,422 and it is presented in the government-wide Statement of Net Position. Amortization of this amount is recorded yearly as interest expense. Interest is paid semiannually at annual coupon rates ranging from 0.7% to 2.6%. The bonds mature in annual installments ranging from \$190,000 to \$1,490,000 ending in 2024. Early redemption of the bonds is permitted starting in November 2021 as an option of the County.

This issuance was partially advanced refunded by the County of Beaver Guaranteed Revenue Notes, Federally Taxable Series of 2020 (PFA).

Guaranteed Revenue Bonds, Series of 2020 (Beaver County Economic Development Authority)

In November of 2020, the County issued \$11,690,000 of General Revenue Bonds, Series of 2020, with the purpose of funding certain capital projects and the implementation of the Guaranteed Energy Savings Act project in County facilities. Interest on this issue is payable semiannually at annual rates from 2.0% to 4.0%. Debt service payments began in November 2020 and will end in November of 2029. Yearly principal maturities range from \$620,000 to \$815,000.

Guaranteed Revenue Notes, Federally Taxable Series of 2020 (PFA)

In November of 2020, the County issued \$24,485,000 of Guaranteed Revenue Notes, Federally Taxable Series of 2020 (PFA) with the purpose of advance refunding the PFA Series of 2012 and partially advance refunding the PFA Series of 2013, Series A of 2016 General Obligation Bonds Series and 2017 General Obligation Bonds. Interest on this issue is payable semiannually at annual rates from 2.88% to 3.08%. Debt service payments began in November 2020 and will end in November 2035.

COUNTY OF BEAVER, PENNSYLVANIA

NOTES TO BASIC FINANCIAL STATEMENTS

DECEMBER 31, 2020 AND JUNE 30, 2020

NOTE J - LONG-TERM LIABILITIES - (Continued)

Guaranteed Revenue Notes, Federally Taxable Series of 2020 (PFA) - Continued

This advance refunding increased the County's total debt service payments over the next 13 years by approximately \$8.9 million, and resulted in an economic gain (the difference between the present values of the debt service payments on the old and new debt) of approximately \$3.4 million. A deferred amount on refunding of \$4,597,261 has been recognized, which, as of December 31, 2020, is recorded in the government-wide Statement of Net Position with a balance of \$4,485,168. Interest on this issue is payable semiannually at annual rates from 2.88% to 3.08%. Combined yearly principal maturities range from \$4,445,000 to \$10,160,000. These bonds mature in November 2035.

Changes in the rate of interest payable on the various outstanding bonds are determined by the applicable bond indentures.

The aggregate amount of debt service requirements for the primary government, which includes outstanding General Obligation Bonds and Other General Long-Term Liabilities, during the next five years and thereafter is as follows:

| | Principal | Interest |
|--------------------------------|-----------------------|----------------------|
| 2021 | \$ 8,013,618 | \$ 5,177,942 |
| 2022 | 6,520,000 | 4,907,053 |
| 2023 | 6,905,000 | 4,638,448 |
| 2024 | 7,200,000 | 4,344,467 |
| 2025 | 8,505,000 | 4,041,666 |
| 2026-2030 | 47,495,000 | 14,809,577 |
| 2031-2035 | 51,310,000 | 5,990,735 |
| 2036-2040 | 5,605,000 | 224,200 |
| | <u>141,553,618</u> | <u>44,134,088</u> |
| Unamortized Premium/(Discount) | 5,085,235 | (5,085,235) |
| | <u>\$ 146,638,853</u> | <u>\$ 39,048,853</u> |

COUNTY OF BEAVER, PENNSYLVANIA

NOTES TO BASIC FINANCIAL STATEMENTS

DECEMBER 31, 2020 AND JUNE 30, 2020

NOTE J - LONG-TERM LIABILITIES - (Continued)

The following summarizes other long-term obligation activity for the primary government for the year ended December 31, 2020:

| | Balance January 1, 2020 | Additions | Reductions | Balance December 31, 2020 | Due Within One Year |
|---------------------------|-------------------------------|-------------------|-----------------------|---------------------------------|------------------------|
| Capital Lease Obligations | \$ 8,273,845 | \$ 140,147 | \$ (1,025,972) | \$ 7,388,020 | \$ 1,068,070 |
| Compensated Absences | 1,219,466 | 241,274 | (169,761) | 1,290,979 | 256,933 |
| County-wide | <u>\$ 9,493,311</u> | <u>\$ 381,421</u> | <u>\$ (1,195,733)</u> | <u>\$ 8,678,999</u> | <u>\$ 1,325,003</u> |

Typically, long-term liabilities, other than those arising from the issuance of bonds or other long-term debt agreements, are liquidated by the funds incurring such liabilities.

Capital Lease Obligations

The County has recorded the following leased assets of the primary government in the government-wide Statement of Net Position:

| | |
|-----------|------------|
| Land | \$ 392,984 |
| Buildings | 8,306,820 |
| Equipment | 3,810,083 |
| Vehicles | 426,264 |

Land

A land lease for the Human Services building and related parking facilities is in effect with the PFA. The lease calls for monthly payments through September 2026, amounting to a total principal of approximately \$141,000 remaining as of December 31, 2020. Payments are due monthly at \$2,400 each. The County acquires title to the land upon expiration of the lease at no additional cost.

COUNTY OF BEAVER, PENNSYLVANIA

NOTES TO BASIC FINANCIAL STATEMENTS

DECEMBER 31, 2020 AND JUNE 30, 2020

NOTE J - LONG-TERM LIABILITIES - (Continued)

Capital Lease Obligations – Continued

Human Services Building Lease

The County entered into a lease agreement with the PFA during 2002. The lease is for a building to consolidate office locations of the County's Human Services agencies. Construction of this building was financed by the PFA's issue of \$7,865,000 Guaranteed Lease Revenue Bonds, Series A of 2002. The County is the guarantor of this bond issue and of the minimum lease payments over the lease term. The monthly payment under this lease amounts to approximately \$44,000 through September 2031. The County shall have the right to acquire title to the property for no additional consideration at the earlier of the expiration of the lease or when the bond issue related to the financing of this building is no longer outstanding. This lease agreement was amended effective October 15, 2006, as a consequence of the refunding of the PFA's Guaranteed Lease Revenue Bonds, Series A of 2002, and again on May 1, 2012, through a portion of the PFA Series of 2012 issue. The amended lease payments cover the debt service on \$7,410,000 of the PFA Series of 2012, which the County guarantees. All other lease terms remain unchanged.

The outstanding balance of this capital lease obligation at December 31, 2020, is approximately \$4,325,000. This amount is recorded as a liability of the primary government in the Statement of Net Position. The agreement also requires the County to pay for bond maintenance fees, real estate taxes, and other miscellaneous lease-related charges.

Community Development Building Lease

A second lease agreement was entered into in 2002 between the County and the city of Beaver Falls. The lease is for a building to house the Community Development Program of Beaver County and a parking lot. The outstanding balance of this capital lease obligation at December 31, 2020, is approximately \$156,000. Payments under this lease are due every three months at \$8,000 each, for a term ranging through September 2026. The building's title transfers to the County upon expiration of the lease at no additional cost.

Equipment Leases

The Prothonotary's Office entered into a capital lease agreement in 2017 for a photo copier. This lease began in October 2017 and continues through December 2022. The outstanding balance of this lease at December 31, 2020, amounts to approximately \$4,800 with monthly installments of \$199.

COUNTY OF BEAVER, PENNSYLVANIA

NOTES TO BASIC FINANCIAL STATEMENTS

DECEMBER 31, 2020 AND JUNE 30, 2020

NOTE J - LONG-TERM LIABILITIES - (Continued)

Capital Lease Obligations - Continued

Equipment Leases - Continued

Mental Health / Intellectual Disabilities and HealthChoices entered into a capital lease agreement in 2017 for copier machines. This lease began in October 2017 and continues through December 2022. The outstanding balance of this lease at December 31, 2020, is \$9,700 with annual installments of \$4,764.

The Register of Wills Office entered into a capital lease agreement in 2019 for a copier machine. The lease began in April of 2019 and will continue through March 2024. The outstanding balance of this lease at December 31, 2020, amounts to approximately \$7,300 with monthly installments of \$188.

The Bureau of Elections entered into a capital lease agreement in July of 2019 for the purchase of a new voting system at a cost of \$1,296,482, with \$182,864 funded by the Department of State.

Yearly payments of \$285,195 end in 2023. The outstanding principal balance of this lease at December 31, 2020, amounts to approximately \$776,700.

In January of 2019, the Emergency Services department entered into an agreement to lease a photo copier for a term of 60 months at a cost of \$577 per month. Half of this lease is funded by Act 147 RAD Funding and half of the lease is funded by Act 165 Hazmat Funding. The outstanding principal balance of this lease at December 31, 2020, amounts to approximately \$20,700.

The Office on Aging entered into a capital lease agreement in January of 2019 for a copier machine. This is a five-year lease with monthly payments of \$122 that will continue through December 2023. The outstanding balance of the lease at December 31, 2020 is approximately \$4,400.

At the beginning of 2019, the Emergency Services department entered into a seven-year lease agreement for Motorola radio consoles and base station radios. Yearly payments of \$303,902 began in 2019 and end in 2025. The cost to lease is 100% funded by Act 12 (911) Funding. The outstanding principal balance of this lease at December 31, 2020, amounts to \$1,351,000.

COUNTY OF BEAVER, PENNSYLVANIA

NOTES TO BASIC FINANCIAL STATEMENTS

DECEMBER 31, 2020 AND JUNE 30, 2020

NOTE J - LONG-TERM LIABILITIES - (Continued)

Capital Lease Obligations - Continued

Equipment Leases - Continued

During 2019, the Emergency Services department entered into a five-year lease agreement with Dell Financial Services for server hardware commencing January 1, 2019, through December 31, 2023, at a cost of \$645,190. \$322,595 is funded by Act 12 (911) Funding and the remaining \$322,595 is funded by Act 13 Funding. Yearly payments of \$128,079 began in 2019. The outstanding principal balance of this lease at December 31, 2020 amounts to \$342,500.

The Liquid Fuels department entered into a capital lease agreement in 2019 for a copier machine. The lease began in January of 2019 and will continue through December 2021. The outstanding balance of this lease at December 31, 2020, amounts to approximately \$1,900 with monthly installments of \$161.

In October of 2019, Court Administration agreed to lease postage machines for each district court for a contract term of 60 months at a cost of roughly \$54 per month with payments being made quarterly at \$1,301. Payments will continue through September 2024. The outstanding balance of this lease at December 31, 2020, amounts to approximately \$19,500.

Vehicle Leases

The County entered into a capital lease arrangement in July 2018 for a total of eight new vehicles dedicated to the District Attorney's office for a total amount financed of \$118,551, with monthly installments of \$3,450. The outstanding principal balance on this lease at December 31, 2020, is \$44,500.

The County entered into a capital lease arrangement in 2018 for three 2018 Ford Interceptor Utility Vehicles for the Sheriff's department payable in yearly installments of \$29,588 through 2021. The outstanding balance of this lease at December 31, 2020, amounts to approximately \$27,800.

The County entered into a capital lease arrangement in 2019 for a 2020 Ford Transit prisoner transport van. Annual installments of \$15,496 are due through 2023. The outstanding balance of this lease at December 31, 2020, amounts to approximately \$43,300.

COUNTY OF BEAVER, PENNSYLVANIA

NOTES TO BASIC FINANCIAL STATEMENTS

DECEMBER 31, 2020 AND JUNE 30, 2020

NOTE J - LONG-TERM LIABILITIES - (Continued)

Capital Lease Obligations - Continued

Vehicle Leases - Continued

The County entered into a capital lease arrangement in 2020 for three 2020 Ford Police Interceptor Utility Vehicles for the Sheriff's department payable in yearly installments of \$28,029 through 2024. The outstanding balance of this lease at December 31, 2020, amounts to approximately \$99,400.

The following schedule summarizes the primary government's future minimum lease payments due:

| | Land | Buildings | Equipment | Vehicles | Total Minimum Lease Payments |
|----------------|-------------------|---------------------|---------------------|-------------------|------------------------------|
| 2021 | \$ 28,800 | \$ 558,238 | \$ 742,112 | \$ 114,956 | \$ 1,444,106 |
| 2022 | 28,800 | 557,788 | 740,414 | 64,672 | 1,391,674 |
| 2023 | 28,800 | 561,566 | 733,024 | 43,975 | 1,367,365 |
| 2024 | 28,800 | 559,313 | 308,369 | 28,029 | 924,511 |
| 2025 | 28,800 | 561,288 | 303,902 | - | 893,990 |
| 2026-2030 | 21,600 | 2,666,040 | - | - | 2,687,640 |
| 2031-2035 | - | 527,988 | - | - | 527,988 |
| | <u>165,600</u> | <u>5,992,221</u> | <u>2,827,821</u> | <u>251,632</u> | <u>9,237,274</u> |
| Less: Interest | <u>(24,831)</u> | <u>(1,510,955)</u> | <u>(289,490)</u> | <u>(36,700)</u> | <u>(1,861,976)</u> |
| Present Value | <u>\$ 140,769</u> | <u>\$ 4,481,266</u> | <u>\$ 2,538,331</u> | <u>\$ 214,932</u> | <u>\$ 7,375,298</u> |

The interest rates used to calculate the amount representing interest costs were obtained from the individual lease agreements. The blended interest rate is approximately 4.90%.

Minimum lease payment amounts due within one year by the primary government are reported as follows in the government-wide Statement of Net Position:

| | Land | Buildings | Equipment | Vehicles | Total Minimum Lease Payments |
|----------------|------------------|-------------------|-------------------|------------------|------------------------------|
| 2021 Payment | \$ 28,800 | \$ 558,238 | \$ 742,112 | \$ 114,956 | \$ 1,444,106 |
| Less: Interest | <u>(7,051)</u> | <u>(234,111)</u> | <u>(114,120)</u> | <u>(20,754)</u> | <u>(376,036)</u> |
| Present Value | <u>\$ 21,749</u> | <u>\$ 324,127</u> | <u>\$ 627,992</u> | <u>\$ 94,202</u> | <u>\$ 1,068,070</u> |

COUNTY OF BEAVER, PENNSYLVANIA

NOTES TO BASIC FINANCIAL STATEMENTS

DECEMBER 31, 2020 AND JUNE 30, 2020

NOTE J - LONG-TERM LIABILITIES - (Continued)

Long-Term Liabilities Summary

Future long-term debt obligations of the primary government are depicted below:

| | | |
|----------------------------------|----|--------------------|
| Due within one year: | | |
| Obligations under bond issuances | \$ | 7,098,619 |
| Plus: Bond premium | | 767,425 |
| Obligations under capital leases | | 1,068,070 |
| Compensated absences | | 256,933 |
| Total | \$ | <u>9,191,047</u> |
| | | |
| Due in more than one year: | | |
| Obligations under bond issuances | \$ | 123,260,000 |
| Plus: Bond premium | | 4,317,810 |
| Obligations under capital leases | | 6,319,949 |
| Compensated absences | | 1,034,046 |
| Total | \$ | <u>134,931,805</u> |

Certain bond issuances of the County are subject to federal arbitrage regulations. The County does not believe that it is in violation of these arbitrage regulations. Additionally, Beaver County is subject to certain provisions of the Local Government Unit Debt Act of the Commonwealth of Pennsylvania which limits the amount of debt that the County can issue. As of December 31, 2020, the County's legal debt margin is approximately \$145 million for non-electoral debt and approximately \$277 million for non-electoral and lease rental debt combined.

COUNTY OF BEAVER, PENNSYLVANIA

NOTES TO BASIC FINANCIAL STATEMENTS

DECEMBER 31, 2020 AND JUNE 30, 2020

NOTE J - LONG-TERM LIABILITIES - (Continued)

Liquidation of Long-term Liabilities

All outstanding long-term liabilities related to the primary government have historically been liquidated as follows:

- The Human Services Building and land leases have been liquidated by the following funds: Mental Health / Intellectual Disabilities, HealthChoices, Children & Youth, Office on Aging, and General Fund.
- The Community Development Building and related parking lot lease has been fully liquidated by the Community Development Fund.
- Equipment and vehicle leases have been fully liquidated by Mental Health / Intellectual Disabilities, HealthChoices, Office on Aging, Hazardous Materials/Act 147 Grants, Liquid Fuels, Capital Reserve, Emergency 911 Center, and the General Fund.
- Compensated absences have been liquidated according to the following chart. The amount paid by each fund is based on benefits earned by the employees of that fund.

| <u>Fund</u> | <u>Liquidation %</u> |
|---|----------------------|
| General Fund | 66% |
| Mental Health / Intellectual Disabilities | 12% |
| Children & Youth | 10% |
| Community Development | 1% |
| HealthChoices | 1% |
| Other Governmental Funds | 10% |

- Long-term debt has been liquidated by the General Fund, except as noted above.

COUNTY OF BEAVER, PENNSYLVANIA

NOTES TO BASIC FINANCIAL STATEMENTS

DECEMBER 31, 2020 AND JUNE 30, 2020

NOTE J - LONG-TERM LIABILITIES - (Continued)

Component Unit - CCBC

Outstanding Debt Issuances

In April of 2018, the Pennsylvania Finance Authority (the "Authority") issued \$2,480,000 aggregate principal amount of the College Revenue Bonds, consisting of \$975,000 in College Revenue Bonds – Series A of 2018 and \$1,505,000 in College Revenue Bonds – Series B of 2018. The bonds were issued to provide funds for various capital projects at the College, and to pay for the costs of issuing the bonds. In connection with the issuance of the bonds, the Authority entered into a Loan Agreement with the College, whereby the Authority will loan the proceeds of the bonds to the College. The loan agreement requires the College to make loan repayments to the Authority in an amount sufficient to pay the debt service requirements of the bonds. The obligation of the College under the loan agreement is evidenced by a signed general obligation promissory note dated as of April 2018. The Authority bonds were issued in denominations of \$5,000 with interest payable on June 1 and December 1 each year through maturity. The interest rates on the bonds is 2% - 3.75% with the bonds scheduled to mature December 1, 2037. The bonds provide for early redemption options as detailed in the official statement of issue.

In January of 2017, the Pennsylvania Finance Authority issued \$26,725,000 in College Revenue Bonds - Series of 2017. The bonds were issued to provide funds to the College to advance refund the College Revenue Bonds – Series of 2007, pay off a bank note, provide funds for various capital projects at the College, and to pay for the costs of issuing the bonds. In connection with the issuance of the bonds, the Authority entered into a loan agreement with CCBC, whereby the Authority will loan the proceeds of the bonds to CCBC. The loan agreement requires CCBC to make loan repayments to the Authority in an amount sufficient to pay the debt service requirements of the bonds. The obligation of CCBC under the loan agreement is evidenced by a signed general obligation promissory note dated as of January 2017. The Authority bonds were issued in denominations of \$5,000 with interest payable on June 1 and December 1 each year through maturity. The interest rates on the bonds is 2%-3.7% with the bonds scheduled to mature December 1, 2027. The bonds provide for early redemption options as detailed in the official statement of issue.

COUNTY OF BEAVER, PENNSYLVANIA

NOTES TO BASIC FINANCIAL STATEMENTS

DECEMBER 31, 2020 AND JUNE 30, 2020

NOTE J - LONG-TERM LIABILITIES - (Continued)

Component Unit - CCBC - Continued

In December of 2015, the Pennsylvania Finance Authority issued \$5,630,000 in College Revenue Bonds - Series of 2015. The bonds were issued to provide funds to the College for the purchase of land adjacent to the campus, to provide funds for college building renovations, and to pay for the costs of issuing the bonds. In connection with the issuance of the bonds, the Authority entered into a Loan Agreement with CCBC, whereby the Authority will loan the proceeds of the bonds to the College. The loan agreement requires the College to make loan repayments to the Authority in an amount sufficient to pay the debt service requirements of the bonds. The obligation of the College under the loan agreement is evidenced by a signed general obligation promissory note dated as of December 2015. The Authority bonds were issued in denominations of \$5,000 with interest payable on June 1 and December 1 each year through maturity. The Interest rates on the bonds is 2%-3.75% with the bonds scheduled to mature June 1, 2036. The bonds provide for early redemption options as detailed in the official statement of issue.

In May of 2019, the State Public School Building Authority (“SPSBA”) and the College entered into a Loan Agreement for maximum borrowings up to \$2,000,000 to provide funding for the technology building expansion and remodeling project. Principal and interest payments are due semi-annually with interest at a fixed rate of 2.75%. The loan matures on May 15, 2029.

In connection with the issuance of the College Revenue Bonds – Series A of 2018, Series B of 2018, Series of 2017, and Series of 2015, CCBC received an original issue discount of \$718,141 which is being amortized over the life of the bond issue. Bond discount amortization for the years ended June 30, 2020 and 2019 was \$35,058 and is included as a component of interest expense on the statement of revenues, expenses, and changes in net position. The unamortized portion of the bond discount of \$458,466 at June 30, 2020 and \$493,524 at June 30, 2019 is deducted from the long-term portion of notes payable on the statement of net position.

COUNTY OF BEAVER, PENNSYLVANIA

NOTES TO BASIC FINANCIAL STATEMENTS

DECEMBER 31, 2020 AND JUNE 30, 2020

NOTE J - LONG-TERM LIABILITIES - (Continued)

Component Unit - CCBC - Continued

In connection with the advance refunding of the College Revenue Bonds - Series A of 1994 and Series of 2007, the PFA entered into irrevocable trust agreements with a bank to purchase U.S. Government Securities in an amount sufficient to fully service the defeased 1994 and 2007 Bond Issue debt as it matures or is called. For financial reporting purposes, the debt has been considered defeased and therefore removed as a liability for CCBC. The excess of the reacquisition price over the net carrying amount of refunded debt is recorded as a reduction to long-term debt on the statement of net position and amortized over the shorter of the term of the refunding issue or refunded bonds. CCBC incurred a deferred refunding loss of \$1,057,759, which is being amortized over the life of the refunding issue using the straight-line method. During the year ended June 30, 2020 and 2019, CCBC amortized \$30,726 and \$43,337, respectively, of this loss, which is shown as part of interest expense. The unamortized balance of \$353,342 and \$384,068 at June 30, 2020 and 2019 respectively, is recorded as a deferred outflow of resources.

Interest expense of the bonds payable totaled \$1,030,887 and \$1,114,324 for the years ended June 30, 2020 and 2019, respectively.

A summary of CCBC's general obligation promissory notes outstanding, due to the PFA at June 30, 2020, is as follows:

| June 30, | Principal | Interest | Total |
|-----------|----------------------|---------------------|----------------------|
| 2021 | \$ 2,281,173 | \$ 1,010,139 | \$ 3,291,312 |
| 2022 | 2,326,251 | 956,217 | 3,282,468 |
| 2023 | 2,386,408 | 897,203 | 3,283,611 |
| 2024 | 2,446,620 | 833,000 | 3,279,620 |
| 2025 | 2,392,152 | 764,653 | 3,156,805 |
| 2026-2030 | 12,865,412 | 2,790,123 | 15,655,535 |
| 2031-2035 | 6,635,000 | 825,254 | 7,460,254 |
| 2036-2040 | 1,040,000 | 243,438 | 1,283,438 |
| | <u>\$ 32,373,016</u> | <u>\$ 8,320,027</u> | <u>\$ 40,693,043</u> |

COUNTY OF BEAVER, PENNSYLVANIA

NOTES TO BASIC FINANCIAL STATEMENTS

DECEMBER 31, 2020 AND JUNE 30, 2020

NOTE J - LONG-TERM LIABILITIES - (Continued)

Component Unit - CCBC - Continued

Operating Leases – Office Equipment

The College currently leases copier equipment from Xerox for use in its publications department. The terms of the lease agreement dated July 1, 2015, call for monthly payments of \$12,588. Lease expense for the years ended June 30, 2020 and 2019 was \$151,200. This lease term ended on June 30, 2020. The new agreement dated June 23, 2020 calls for monthly payments of \$3,627 and ends on June 23, 2024.

Compensated Absences and Other Post-Employment Benefits

The terms of the collective bargaining agreements between the CCBC and the Community College of Beaver County Society of the Faculty and Educational Support Personnel Association provide for the accumulation of sick and vacation days for eligible personnel based on employment status and length of service. As of June 30, 2020, accumulated compensated absences totaled \$649,911 and \$718,466 for June 30, 2019.

As of June 30, 2020, all post-retirement healthcare benefits and early retirement incentive liability balances outstanding, under the terms of previous collective bargaining agreements entered into between the CCBC and its collective bargaining units, have been expended.

NOTE K - CONTINGENCIES

The County participates in a number of federal and state assisted grant programs. These grants are potentially subject to program compliance audits by the grantors. Such audits could result in expenditures being disallowed and funds being due back to the grantor agencies. The amount of expenditures that may be disallowed in the future, if any, cannot be determined at this time.

The County is party to exposure from various claims and other legal proceedings. They include, but are not limited to, employment, civil rights, medical malpractice, and personal injury matters.

Management has provided for certain matters, where considered necessary, in the financial statements. For other claims, management is of the opinion that these matters will not have a material effect on the County's financial position or it is too early in the litigation stage to evaluate the likelihood of an outcome or the range of potential loss.

COUNTY OF BEAVER, PENNSYLVANIA

NOTES TO BASIC FINANCIAL STATEMENTS

DECEMBER 31, 2020 AND JUNE 30, 2020

NOTE K - CONTINGENCIES - (Continued)

Countywide Tax Reassessment

The court-ordered Countywide tax reassessment will be completed by June 2022, with the reassessment going into effect in 2023.

Component Unit - BCTA

BCTA's state and federally funded programs are subject to audit by various governmental agencies. The audit scopes of these program compliance audits are different than the scope of financial audits performed by an outside, independent certified public accounting firm. BCTA is potentially liable for any expenses disallowed by the results of these program compliance audits. Management is not aware of any material items of noncompliance which would result in the disallowance of program expenses.

Component Unit - CCBC

CCBC's state and federally funded programs are subject to audit by various governmental agencies. CCBC is potentially liable for any expenses disallowed by the results of these audits. The Commonwealth of Pennsylvania's Office of Labor, Education and Community Services conducts annual audits of CCBC's Claim for Subsidy Reimbursement submitted annually to the Commonwealth. Management is not aware of any items of noncompliance which would result in the disallowance of program expenses.

NOTE L - RISK MANAGEMENT

The County is exposed to various risks of loss including loss of property, torts, errors and omissions, use of County owned vehicles, workers' compensation incidents, and employee health benefits. The County handles exposure to these risks in various ways.

COUNTY OF BEAVER, PENNSYLVANIA

NOTES TO BASIC FINANCIAL STATEMENTS

DECEMBER 31, 2020 AND JUNE 30, 2020

NOTE L - RISK MANAGEMENT - (Continued)

Property/Casualty Exposures

The County is a member of Pennsylvania Counties Risk Pool (PCoRP) which provides insurance coverage for general liability, public official's liability, law enforcement liability, property loss, vehicle usage, and crime. There have been no significant changes in PCoRP coverage in the past five years and settled claims have not exceeded the coverage provided in those years. PCoRP is a public entity risk pool exclusively for member counties of the County Commissioners Association of Pennsylvania. PCoRP was organized as a property/casualty self-insurer and it provides coverage through its self-insured retention fund of claims less than \$500,000 for liability, \$350,000 for crime, \$250,000 for privacy and security, \$350,000 for property, and excess of a \$1,500 deductible for equipment breakdown. There is a deductible of \$5,000 to \$25,000 for liability, \$5,000 for crime, \$2,500 for privacy and security, \$5,000 for property, and \$1,500 for equipment breakdown, per occurrence. PCoRP purchases excess coverage for claims over that threshold up to a maximum limit of \$5,000,000 for liability, \$1,000,000 for crime, \$1,100,000,000 for property, and \$50,000,000 for equipment breakdown. Members pay premiums to cover the costs of administration, excess insurance, and loss control services. The premium is adjusted annually to reflect both the costs of excess insurance and the most recent five-year experience with members.

HealthChoices Exposures

The County has entered into an agreement with the Commonwealth of Pennsylvania's Department of Human Services (Commonwealth) for the HealthChoices Behavioral Health Program. Under the terms of the contract, the County is fully exposed to the risk that behavioral healthcare services provided under this program to eligible enrollees will exceed the revenue provided by the Commonwealth to the County.

The term of the current contract between the County and the Commonwealth is from January 1, 2014 through December 31, 2018, and was extended for an additional three years through December 31, 2021. Under this contract either party has the option to terminate the agreement without cause upon one-hundred twenty days' notice to the other party.

The County accrues an estimate of its health care cost liability at the end of each accounting period. The estimate is developed using a process that accounts for the lag between the point in time that payment is made for a service and the point in time that the County became liable for the service. The County's estimated medical claims liability is reviewed and certified by an independent actuarial firm on a quarterly basis.

COUNTY OF BEAVER, PENNSYLVANIA

NOTES TO BASIC FINANCIAL STATEMENTS

DECEMBER 31, 2020 AND JUNE 30, 2020

NOTE L - RISK MANAGEMENT - (Continued)

HealthChoices Exposures - Continued

The following table shows the changes in the actuarially certified estimated medical claims liability of the HealthChoices Program:

| | <u>HealthChoices</u> |
|---------------------------------------|----------------------|
| Liability balance - January 1, 2019 | \$ 2,700,000 |
| Incurred claims and estimates | 33,781,058 |
| Less: Claims paid during period | <u>32,881,058</u> |
| | |
| Liability balance - December 31, 2019 | 3,600,000 |
| Incurred claims and estimates | 33,503,836 |
| Less: Claims paid during period | <u>33,803,836</u> |
| | |
| Liability balance - December 31, 2020 | <u>\$ 3,300,000</u> |

The County maintains a cash reserve that can be drawn upon in the event program expenditures exceed revenue. The balance of these reserve accounts is approximately \$10.4 million. This entire balance is available to cover losses in future periods.

Employee Health Care and Workers' Compensation

The County has elected to self-fund the health and prescription drug employee benefits. Under the self-funded arrangement, the County's third party administrators pay all claims for medical and prescription costs. The County reimburses the administrators for these charges and pays an administrative fee based on membership and/or utilization. The County is responsible for the first \$150,000 of medical claims for any member each year. A stop loss insurance policy has been purchased to provide for payment above the yearly individual limit. The policy includes \$1,000,000 of coverage if aggregate claims exceed the attachment point of \$12,381,885. During 2020, the County's attachment point for individual claims was \$150,000 and the total aggregate claims was \$11,550,395. The prescription drug coverage provided to employees is not covered by stop loss insurance.

COUNTY OF BEAVER, PENNSYLVANIA

NOTES TO BASIC FINANCIAL STATEMENTS

DECEMBER 31, 2020 AND JUNE 30, 2020

NOTE L - RISK MANAGEMENT - (Continued)

Employee Health Care and Workers' Compensation - Continued

The County has elected to largely self-insure its workers' compensation claims. To mitigate excess exposure, the County purchased a commercial large-deductible insurance policy which began on January 1, 2004. The County is responsible for the first \$200,000 of any individual claim. The limits of policy coverage are defined by a Pennsylvania Statute and it includes limits of \$1,000,000 for employer's liability for any individual claim, employee, and in aggregate for the annual policy period.

Changes in the estimate of the self-insured workers' compensation and employee health benefits claims liability of the primary government are as follows:

| | |
|---------------------------------------|--------------------------|
| Liability balance - January 1, 2019 | \$ 622,246 |
| Incurred claims and estimates | 12,133,163 |
| Less: Claims paid during period | <u>12,422,618</u> |
| Liability balance - December 31, 2019 | 332,791 |
| Incurred claims and estimates | 12,494,286 |
| Less: Claims paid during period | <u>12,316,370</u> |
| Liability balance - December 31, 2020 | <u><u>\$ 510,707</u></u> |

All functions of the County estimate liabilities for unpaid claims based on a claims' payment history.

Risk Accounting

The County has created two internal service funds within which transactions related to the self-funded programs of workers' compensation and the health insurance programs are recorded. Revenues expected to cover expenditures for each program are generated by an internal charge, based on either payroll by class or by membership, applied to all operating funds.

Management is currently in the process of evaluating both employee's health care charge and the workers' compensation charge to more adequately address costs of the funds' net position.

COUNTY OF BEAVER, PENNSYLVANIA

NOTES TO BASIC FINANCIAL STATEMENTS

DECEMBER 31, 2020 AND JUNE 30, 2020

NOTE L - RISK MANAGEMENT - (Continued)

Component Unit - BCTA

BCTA is a member of the SAFTI Property and Liability Insurance Pool, which is an insurance pool that provides BCTA and other Pennsylvania Transit Properties insurance coverage for the following types of liabilities: automobile, employee benefit, public official, general, crime, property, boiler and machinery, and workers compensation. BCTA pays an annual premium each year that includes fixed costs and a loss funding. During the 2019-2020 fiscal year, BCTA paid premiums, excluding workers compensation, of \$117,740 for fixed costs and \$168,596 for loss funding. Premiums paid for workers compensation were \$44,162 for fixed costs and \$222,440 for loss funding, less a dividend of \$18,884. This fund is self-insured but holds policies which provide excess coverage once a claim reaches a certain dollar level, which varies depending on the coverage. Insurance rates are based on individual performance, but all members of the pool share in or participate in the losses.

Component Unit - CCBC

CCBC is exposed to various risks of loss related to tort, theft of, damage to, and destruction of assets, errors and omissions, injuries to employees, and natural disasters. These risks are covered by commercial insurance purchased from independent third parties. Settled claims for these risks have not exceeded commercial insurance coverage for the past three years.

NOTE M - COMMITMENTS

The following are amounts encumbered in the governmental funds as of December 31, 2020:

| | General Fund | Emergency Services/911 | Other Governmental Funds | Total |
|------------|-----------------|---------------------------|--------------------------------|----------|
| Restricted | \$ - | \$ 2,692 | \$ 6,093 | \$ 8,785 |
| Total | \$ - | \$ 2,692 | \$ 6,093 | \$ 8,785 |

Encumbered amounts are for obligations related to unperformed (executory) contracts for goods and services.

COUNTY OF BEAVER, PENNSYLVANIA

NOTES TO BASIC FINANCIAL STATEMENTS

DECEMBER 31, 2020 AND JUNE 30, 2020

NOTE M - COMMITMENTS - (Continued)

The County is responsible for managing numerous programs and grants imposed by legislation as well as through mutual agreement with grantor bodies. Noncompliance with any particular item may be cause for penalties imposed on the County or refunds due to the grantor. Additionally, a change in legislation may impose a higher financial burden on the County for mandated programs. The County is not aware of any noncompliance with the provisions of grants or other agreements that may be cause for a penalty or refund of grant monies. Also, the County has not studied the potential outcomes of any pending or enacted legislation in order to determine the possible financial impact on the various programs it carries out for the community it serves.

Component Unit - BCTA

During the 2018-2019 fiscal year, BCTA entered into contracts for construction management, office furniture and equipment, and computer hardware and software totaling \$300,647. These contracts were completed by June 30, 2020, and there are no remaining outstanding contract dollar commitments on these contracts.

During the 2019-2020 fiscal year, BCTA entered into contracts for equipment, construction of the expanded park and ride lot, engineering, and other miscellaneous projects totaling \$2,474,895. The remaining outstanding contract dollar commitments on these contracts at June 30, 2020 is \$1,992,390.

NOTE N - TAX ABATEMENTS

As of December 31, 2020, the County provides tax abatements under the Local Economic Revitalization Tax Assistance (LERTA) program.

LERTA provides property tax abatements to new construction within specified areas of deterioration for industrial, commercial, or other business properties, under state code 72 P.S. 4722. Abatements are obtained through application by the property owner, including permits for building/alterations. Once the construction is complete, the County's Chief Assessor shall separately assess the improvement and calculate the amounts of the assessment eligible for exemption in accordance with the limits established by the County. The amount of the abatement is deducted from the property owner's tax bill.

COUNTY OF BEAVER, PENNSYLVANIA

NOTES TO BASIC FINANCIAL STATEMENTS

DECEMBER 31, 2020 AND JUNE 30, 2020

NOTE N - TAX ABATEMENTS - (Continued)

Information relevant to the disclosure of those programs for the year ended December 31, 2020, is as follows:

| <u>Tax Abatement Program</u> | <u>Amount of Taxes Abated</u> |
|------------------------------|-------------------------------|
| LERTA | \$ 4,203 |

NOTE O - CARES ACT SALARY RECLASSIFICATIONS

During the year ended December 31, 2020, the Coronavirus Relief Fund reimbursed certain departments for their salaries and benefits. The funds received by the departments are as follows:

| | |
|-------------------------|--------------------|
| District Attorney | \$ 887,938 |
| Emergency Services Unit | 33,542 |
| Sheriff | 2,666,361 |
| Jail | <u>4,829,526</u> |
| Total | <u>\$8,417,367</u> |

The \$8,417,367 of reimbursed salaries and benefits is included in the \$14,823,519 of expenditures incurred by the Coronavirus Relief Fund on the Statement of Revenues, Expenditures and Changes in Fund Balance.

NOTE P - SUBSEQUENT EVENTS

The County assigned \$7,000,000 of the General Fund's fund balance for capital projects subsequent to December 31, 2020. This assignment was recorded as of December 31, 2020.

The County has evaluated subsequent events through June 28, 2021, the date which the financial statements were available to be issued.

REQUIRED SUPPLEMENTAL INFORMATION

THIS PAGE LEFT INTENTIONALLY BLANK

COUNTY OF BEAVER, PENNSYLVANIA

SCHEDULE OF CHANGES IN THE COUNTY'S NET PENSION LIABILITY (ASSET) AND RELATED RATIOS

YEARS ENDED DECEMBER 31,

| | <u>2020</u> | <u>2019</u> | <u>2018</u> | <u>2017</u> | <u>2016</u> |
|--|------------------------|-----------------------|-----------------------|------------------------|-----------------------|
| Total Pension Liability | | | | | |
| Service Cost | \$ 5,310,994 | \$ 5,115,878 | \$ 5,175,494 | \$ 5,447,929 | \$ 5,164,460 |
| Interest | 24,537,184 | 32,552,939 | 21,131,566 | 23,717,162 | 20,919,790 |
| Changes in benefit terms | - | - | - | - | - |
| Differences between expected and actual experience | (1,330,192) | 805,206 | (1,333,445) | 4,071,277 | (2,233,093) |
| Changes in assumption | - | - | - | - | - |
| Benefit payments, including refunds of member contribution | (21,605,798) | (19,920,753) | (18,208,900) | (18,811,015) | (20,842,290) |
| Net change in total pension liability | 6,912,188 | 18,553,270 | 6,764,715 | 14,425,353 | 3,008,867 |
| Total pension liability - beginning of year | 329,288,289 | 310,735,019 | 303,970,304 | 289,544,951 | 286,536,084 |
| Total pension liability - end of year (a) | <u>\$ 336,200,477</u> | <u>\$ 329,288,289</u> | <u>\$ 310,735,019</u> | <u>\$ 303,970,304</u> | <u>\$ 289,544,951</u> |
| Plan Fiduciary Net Position | | | | | |
| Contributions - employer | \$ 2,145,228 | \$ 1,848,555 | \$ 1,240,109 | \$ 1,999,290 | \$ 1,265,160 |
| Contributions - member | 3,868,705 | 3,729,473 | 3,868,686 | 3,608,538 | 3,278,822 |
| Net investment income | 34,236,917 | 56,201,452 | (12,681,548) | 40,038,464 | 22,894,917 |
| Benefit payments, including refunds of member contribution | (21,605,798) | (19,920,753) | (18,208,900) | (18,811,015) | (20,842,290) |
| Administrative expense | (316,368) | (294,234) | (201,460) | (220,305) | (227,808) |
| Other | - | - | - | - | (2,500) |
| Net change in plan fiduciary net position | 18,328,684 | 41,564,493 | (25,983,113) | 26,614,972 | 6,366,301 |
| Total plan fiduciary net position - beginning of year | 332,422,970 | 290,858,477 | 316,841,590 | 290,226,618 | 283,860,317 |
| Total plan fiduciary net position - end of year (b) | <u>\$ 350,751,654</u> | <u>\$ 332,422,970</u> | <u>\$ 290,858,477</u> | <u>\$ 316,841,590</u> | <u>\$ 290,226,618</u> |
| County's net pension liability (asset) - ending (a) - (b) | <u>\$ (14,551,177)</u> | <u>\$ (3,134,681)</u> | <u>\$ 19,876,542</u> | <u>\$ (12,871,286)</u> | <u>\$ (681,667)</u> |
| Plan fiduciary net position as a percentage of the total pension liability | <u>104.33%</u> | <u>100.95%</u> | <u>93.60%</u> | <u>104.23%</u> | <u>100.24%</u> |
| Covered Payroll | <u>\$ 40,122,884</u> | <u>\$ 38,592,138</u> | <u>\$ 37,421,428</u> | <u>\$ 36,846,699</u> | <u>\$ 38,321,452</u> |
| County's net pension liability (asset) as a percentage of covered payroll | <u>(36.27%)</u> | <u>(8.12%)</u> | <u>53.12%</u> | <u>(34.93%)</u> | <u>(1.78%)</u> |

This schedule is presented to illustrate information for 10 years. However, until a full 10-year trend is compiled, the County will present information for those years for which information is available.

See notes to Required Supplemental Schedules

COUNTY OF BEAVER, PENNSYLVANIA

SCHEDULE OF CHANGES IN THE COUNTY'S NET PENSION LIABILITY (ASSET) AND RELATED RATIOS (CONTINUED)

YEARS ENDED DECEMBER 31,

| | <u>2015</u> | | <u>2014</u> | |
|--|-----------------------|-----------|---------------------|-----------|
| Total Pension Liability | | | | |
| Service Cost | \$ 5,251,894 | \$ | 6,563,530 | \$ |
| Interest | 20,688,336 | | 20,493,247 | |
| Changes in benefit terms | - | | - | |
| Differences between expected and actual experience | (3,094,083) | | 1,812,102 | |
| Changes in assumption | - | | - | |
| Benefit payments, including refunds of member contribution | (16,685,010) | | (24,703,033) | |
| Net change in total pension liability | 6,161,137 | | 4,165,846 | |
| Total pension liability - beginning of year | 280,374,947 | | 276,209,101 | |
| Total pension liability - end of year (a) | <u>\$ 286,536,084</u> | <u>\$</u> | <u>280,374,947</u> | <u>\$</u> |
| Plan Fiduciary Net Position | | | | |
| Contributions - employer | \$ 1,162,800 | \$ | 2,286,670 | \$ |
| Contributions - member | 3,345,109 | | 3,867,005 | |
| Net investment income | 1,393,557 | | 18,663,378 | |
| Benefit payments, including refunds of member contribution | (16,685,010) | | (24,703,033) | |
| Administrative expense | (218,777) | | (189,839) | |
| Other | 7,268 | | - | |
| Net change in plan fiduciary net position | (10,995,053) | | (75,819) | |
| Total plan fiduciary net position - beginning of year | 294,855,370 | | 294,931,189 | |
| Total plan fiduciary net position - end of year (b) | <u>\$ 283,860,317</u> | <u>\$</u> | <u>294,855,370</u> | <u>\$</u> |
| County's net pension liability (asset) - ending (a) - (b) | <u>\$ 2,675,767</u> | <u>\$</u> | <u>(14,480,423)</u> | <u>\$</u> |
| Plan fiduciary net position as a percentage of the total pension liability | <u>99.07%</u> | | <u>105.16%</u> | |
| Covered Payroll | <u>\$ 38,562,973</u> | <u>\$</u> | <u>56,895,011</u> | <u>\$</u> |
| County's net pension liability (asset) as a percentage of covered payroll | <u>6.94%</u> | | <u>(25.45%)</u> | |

This schedule is presented to illustrate information for 10 years. However, until a full 10-year trend is compiled, the County will present information for those years for which information is available.

See notes to Required Supplemental Schedules

COUNTY OF BEAVER, PENNSYLVANIA

SCHEDULE OF COUNTY CONTRIBUTIONS AND PENSION PLAN INVESTMENT RETURNS

YEARS ENDED DECEMBER 31,

| Schedule of County's Contributions | 2020 | 2019 | 2018 | 2017 | 2016 |
|--|----------------------|----------------------|----------------------|----------------------|----------------------|
| Actuarially determined contribution | \$ 2,145,228 | \$ 1,848,555 | \$ 1,240,109 | \$ 1,999,290 | \$ 1,265,160 |
| Contributions in relation to the actuarially determined contribution | 2,145,228 | 1,848,555 | 1,240,109 | 1,999,290 | 1,265,160 |
| Contribution deficiency (excess) | <u>\$ -</u> | <u>\$ -</u> | <u>\$ -</u> | <u>\$ -</u> | <u>\$ -</u> |
| Covered payroll | <u>\$ 40,122,884</u> | <u>\$ 38,592,138</u> | <u>\$ 37,421,428</u> | <u>\$ 36,846,699</u> | <u>\$ 38,321,452</u> |
| Contributions as a percentage of covered payroll | <u>5.35%</u> | <u>4.79%</u> | <u>3.31%</u> | <u>5.43%</u> | <u>3.30%</u> |
| Investment Returns | | | | | |
| Annual money-weighted rate of return, net of investment expense | <u>10.97%</u> | <u>19.50%</u> | <u>(4.69%)</u> | <u>14.79%</u> | <u>8.97%</u> |

This schedule is presented to illustrate information for 10 years. However, until a full 10-year trend is compiled, the County will present information for those years for which information is available.

See notes to Required Supplemental Schedule

COUNTY OF BEAVER, PENNSYLVANIA

SCHEDULE OF COUNTY CONTRIBUTIONS AND PENSION PLAN INVESTMENT RETURNS (CONTINUED)

YEARS ENDED DECEMBER 31,

| Schedule of County's Contributions | <u>2015</u> | <u>2014</u> |
|---|----------------------|----------------------|
| Actuarially determined contribution | \$ 1,162,800 | \$ 2,286,670 |
| Contributions in relation to the actuarially determined contribution | <u>1,162,800</u> | <u>2,286,670</u> |
| Contribution deficiency (excess) | <u>\$ -</u> | <u>\$ -</u> |
| | | |
| Covered payroll | <u>\$ 38,562,973</u> | <u>\$ 56,895,011</u> |
| | | |
| Contributions as a percentage of covered payroll | <u>3.02%</u> | <u>4.02%</u> |
| | | |
| Investment Returns | | |
| | | |
| Annual money-weighted rate of return, net of investment expense | <u>0.63%</u> | <u>7.07%</u> |

This schedule is presented to illustrate information for 10 years. However, until a full 10-year trend is compiled, the County will present information for those years for which information is available.

See notes to Required Supplemental Schedule

COUNTY OF BEAVER, PENNSYLVANIA

NOTES TO REQUIRED SUPPLEMENTARY INFORMATION

YEAR ENDED DECEMBER 31, 2020

PENSION INFORMATION

Actuarial Methods and Assumptions Used in Calculation of Actuarially Determined Contribution

The contribution and contribution rate information presented in the required supplementary pension schedules was determined as part of the actuarial valuations at the dates indicated. Additional information as of the latest actuarial valuation follows:

| | |
|--------------------------------|--|
| Actuarial Valuation Dates: | January 1 of the valuation year |
| Actuarial Cost Method: | Entry Age Normal |
| Asset Valuation Method: | Method prescribed by Pennsylvania State Law, Act 44 |
| Amortization Method: | Level Dollar |
| Remaining Amortization Period: | 15 years |
| Actuarial Assumptions: | |
| Inflation Adjustment: | 3.0% |
| Investment Rate of Return: | 7.5%, net of pension plan investment expense, including inflation |
| Projected Salary Increase: | 3.5% average, including inflation |
| Retirement Age: | Age 60 or 55 with 20 years' service |
| Mortality: | 2013 RP Annuitant and Non-Annuitant Tables for Males and Females with no improvement |

COUNTY OF BEAVER, PENNSYLVANIA

SCHEDULE OF REVENUES, EXPENDITURES AND CHANGES IN FUND BALANCE - BUDGET AND ACTUAL GENERAL FUND

FOR THE YEAR ENDED DECEMBER 31, 2020

| | Budget | | Actual | Variance |
|---|--------------------|--------------------|----------------------|----------------------|
| | Original | Final | | Over (Under) |
| Revenues | | | | |
| Real Estate Taxes | \$ 57,113,600 | \$ 57,274,600 | \$ 57,292,649 | \$ 18,049 |
| Licenses and Permits | 150,000 | 150,000 | 145,782 | (4,218) |
| Intergovernmental Revenues | 5,003,434 | 5,305,765 | 4,668,836 | (636,929) |
| Departmental Earnings | 10,660,793 | 10,683,295 | 8,549,755 | (2,133,540) |
| Interest and Rents | 600,001 | 600,001 | 374,652 | (225,349) |
| Local Hotel Room Tax | 19,000 | 19,000 | 21,192 | 2,192 |
| Miscellaneous | 4,862,185 | 327,789 | 771,601 | 443,812 |
| Total Revenues | <u>78,409,013</u> | <u>74,360,450</u> | <u>71,824,467</u> | <u>(2,535,983)</u> |
| Expenditures | | | | |
| Current | | | | |
| General Government | 12,876,119 | 11,796,760 | 10,961,243 | (835,517) |
| Judicial | 15,585,223 | 15,429,726 | 11,133,580 | (4,296,146) |
| Public Safety | 21,408,261 | 18,933,813 | 13,024,047 | (5,909,766) |
| Public Works and Enterprises | 3,575,442 | 3,536,278 | 3,235,333 | (300,945) |
| Culture, Recreation and Conservation | 3,234,468 | 3,210,419 | 2,920,002 | (290,417) |
| Intergovernmental | | | | |
| Human Services | 7,656,506 | 8,032,268 | 8,019,128 | (13,140) |
| Debt Service | | | | |
| Principal | 7,191,233 | 6,567,195 | 6,557,362 | (9,833) |
| Interest | 4,181,585 | 4,203,876 | 4,200,260 | (3,616) |
| Current Refunding | | | | |
| Bond Issuance Costs | - | - | 331,617 | 331,617 |
| Other Expenditures | 25,000 | 25,000 | 8,670 | (16,330) |
| Capital Outlay | | | | |
| Capital Asset Acquisition and Improvement | 1,095,191 | 1,590,227 | 1,066,571 | (523,656) |
| Infrastructure Acquisition and Improvement | 75,000 | 59,400 | 9,994 | (49,406) |
| Total Expenditures | <u>76,904,028</u> | <u>73,384,962</u> | <u>61,467,807</u> | <u>(11,917,155)</u> |
| Excess (Deficiency) of Revenues | | | | |
| Over (Under) Expenditures | 1,504,985 | 975,488 | 10,356,660 | 9,381,172 |
| Other Financing Sources (Uses) | | | | |
| Proceeds of Refunding Bonds | - | - | 24,485,000 | 24,485,000 |
| Payments to Refunded Bond Escrow Agents | - | - | (24,024,837) | (24,024,837) |
| Capital Lease Agreements | - | 140,147 | 140,147 | - |
| Original Issue Discount | - | - | (128,546) | (128,546) |
| Transfers From Other Funds | 1,765,495 | 1,742,995 | 557,500 | (1,185,495) |
| Transfers To Other Funds | (4,637,910) | (4,763,189) | (4,111,784) | 651,405 |
| Total Other Financing Sources (Uses) | <u>(2,872,415)</u> | <u>(2,880,047)</u> | <u>(3,082,520)</u> | <u>(202,473)</u> |
| Net Change in Fund Balance (Deficit) | (1,367,430) | (1,904,559) | 7,274,140 | 9,178,699 |
| Fund Balance (Deficit) - Beginning | <u>1,367,430</u> | <u>1,904,559</u> | <u>15,296,054</u> | <u>13,391,495</u> |
| Fund Balance (Deficit) - Ending | <u>\$ -</u> | <u>\$ -</u> | <u>\$ 22,570,194</u> | <u>\$ 22,570,194</u> |

COUNTY OF BEAVER, PENNSYLVANIA

**SCHEDULE OF REVENUES, EXPENDITURES AND CHANGES IN
FUND BALANCE - BUDGET AND ACTUAL
MENTAL HEALTH / INTELLECTUAL DISABILITIES**

FOR THE YEAR ENDED DECEMBER 31, 2020

| | Budget | | Actual | Variance |
|--|-------------------|-------------------|---------------------|---------------------|
| | Original | Final | | Over (Under) |
| Revenues | | | | |
| Intergovernmental Revenues | \$ 18,894,800 | \$ 19,585,000 | \$ 17,196,742 | \$ (2,388,258) |
| Departmental Earnings | 1,645,000 | 1,645,500 | 1,190,370 | (455,130) |
| Interest | 5,900 | 5,900 | 4,015 | (1,885) |
| Total Revenues | <u>20,545,700</u> | <u>21,236,400</u> | <u>18,391,127</u> | <u>(2,845,273)</u> |
| Expenditures | | | | |
| Salaries & Benefits | 6,164,178 | 6,253,916 | 5,469,131 | (784,785) |
| Personnel Expense | 38,800 | 40,800 | 23,171 | (17,629) |
| Consultant/Contracted Services | 1,587,000 | 1,993,000 | 1,801,611 | (191,389) |
| Subcontracted Services | 11,930,000 | 11,998,437 | 9,933,195 | (2,065,242) |
| Occupancy | 238,650 | 258,090 | 219,071 | (39,019) |
| Communication | 95,800 | 155,100 | 123,303 | (31,797) |
| Supplies & Minor Equipment | 118,150 | 149,274 | 68,820 | (80,454) |
| Transportation | 98,800 | 98,800 | 22,962 | (75,838) |
| Principal | 4,300 | 5,100 | 4,250 | (850) |
| Other Expenditures | 409,900 | 516,460 | 377,354 | (139,106) |
| Capital Asset Acquisition & Improvement | 4,000 | 4,000 | - | (4,000) |
| Total Expenditures | <u>20,689,578</u> | <u>21,472,977</u> | <u>18,042,868</u> | <u>(3,430,109)</u> |
| Excess (Deficiency) of Revenues Over (Under) Expenditures | (143,878) | (236,577) | 348,259 | 584,836 |
| Other Financing Sources (Uses) | | | | |
| Transfers From Other Funds | <u>774,800</u> | <u>814,699</u> | <u>774,104</u> | <u>(40,595)</u> |
| Total Other Financing Sources (Uses) | <u>774,800</u> | <u>814,699</u> | <u>774,104</u> | <u>(40,595)</u> |
| Net Change in Fund Balance (Deficit) | 630,922 | 578,122 | 1,122,363 | 544,241 |
| Fund Balance (Deficit) - Beginning | <u>68,322</u> | <u>78,822</u> | <u>1,125,481</u> | <u>1,046,659</u> |
| Fund Balance (Deficit) - Ending | <u>\$ 699,244</u> | <u>\$ 656,944</u> | <u>\$ 2,247,844</u> | <u>\$ 1,590,900</u> |

COUNTY OF BEAVER, PENNSYLVANIA

**SCHEDULE OF REVENUES, EXPENDITURES AND CHANGES IN
FUND BALANCE - BUDGET AND ACTUAL
EMERGENCY 911 CENTER**

FOR THE YEAR ENDED DECEMBER 31, 2020

| | Budget | | Actual | Variance |
|--|-------------------|------------------|------------------|--------------------|
| | Original | Final | | Over (Under) |
| Revenues | | | | |
| Intergovernmental Revenues | \$ 441,030 | \$ 4,257,696 | \$ 1,563,932 | \$ (2,693,764) |
| Departmental Earnings | 3,400,000 | 3,400,000 | 4,039,898 | 639,898 |
| Interest | 200 | 200 | 4,358 | 4,158 |
| Total Revenues | <u>3,841,230</u> | <u>7,657,896</u> | <u>5,608,188</u> | <u>(2,049,708)</u> |
| Expenditures | | | | |
| Salaries & Benefits | - | 2,479,948 | 2,479,948 | - |
| Personnel Expense | 14,300 | 34,300 | 26,557 | (7,743) |
| Consultant/Contracted Services | 175,000 | 639,530 | 515,985 | (123,545) |
| Occupancy | 16,551 | 22,151 | 22,109 | (42) |
| Communication | 250,000 | 259,000 | 257,802 | (1,198) |
| Supplies & Minor Equipment | 380,000 | 530,150 | 352,149 | (178,001) |
| Transportation | 2,000 | 2,000 | - | (2,000) |
| Principal | 664,040 | 660,784 | 290,131 | (370,653) |
| Interest | 74,555 | 77,811 | 77,811 | - |
| Other Expenditures | 2,416,000 | 9,008 | 8,704 | (304) |
| Capital Asset Acquisition & Improvement | 806,172 | 3,936,310 | 1,529,787 | (2,406,523) |
| Infrastructure Acquisition & Improvement | - | 62,000 | 54,289 | (7,711) |
| Total Expenditures | <u>4,798,618</u> | <u>8,712,992</u> | <u>5,615,272</u> | <u>(3,097,720)</u> |
| Excess (Deficiency) of Revenues Over (Under) Expenditures | (957,388) | (1,055,096) | (7,084) | 1,048,012 |
| Fund Balance (Deficit) - Beginning | <u>1,100,000</u> | <u>1,097,308</u> | <u>19,901</u> | <u>(1,077,407)</u> |
| Fund Balance (Deficit) - Ending | <u>\$ 142,612</u> | <u>\$ 42,212</u> | <u>\$ 12,817</u> | <u>\$ (29,395)</u> |

COUNTY OF BEAVER, PENNSYLVANIA

**SCHEDULE OF REVENUES, EXPENDITURES AND CHANGES IN
FUND BALANCE - BUDGET AND ACTUAL
HEALTHCHOICES**

FOR THE YEAR ENDED DECEMBER 31, 2020

| | Budget | | Actual | Variance |
|--|----------------------|---------------------|----------------------|---------------------|
| | Original | Final | | Over (Under) |
| Revenues | | | | |
| Intergovernmental Revenues | \$ 50,000,000 | \$ 50,000,000 | \$ 52,108,163 | \$ 2,108,163 |
| Interest | 36,000 | 36,000 | 29,200 | (6,800) |
| Miscellaneous | - | - | (1,649,605) | (1,649,605) |
| Total Revenues | <u>50,036,000</u> | <u>50,036,000</u> | <u>50,487,758</u> | <u>451,758</u> |
| Expenditures | | | | |
| Salaries & Benefits | 745,300 | 812,324 | 811,412 | (912) |
| Personnel Expense | 1,775 | 1,775 | 140 | (1,635) |
| Consultant/Contracted Services | 48,757,433 | 52,748,755 | 50,398,397 | (2,350,358) |
| Occupancy | 53,900 | 56,640 | 60,212 | 3,572 |
| Communication | 8,750 | 18,750 | 15,016 | (3,734) |
| Supplies & Minor Equipment | 18,800 | 20,885 | 5,445 | (15,440) |
| Transportation | 6,100 | 6,100 | 890 | (5,210) |
| Principal | 1,500 | 1,500 | 513 | (987) |
| Other Expenditures | 27,100 | 39,982 | 33,502 | (6,480) |
| Total Expenditures | <u>49,620,658</u> | <u>53,706,711</u> | <u>51,325,527</u> | <u>(2,381,184)</u> |
| Excess (Deficiency) of Revenues Over (Under) Expenditures | <u>415,342</u> | <u>(3,670,711)</u> | <u>(837,769)</u> | <u>2,832,942</u> |
| Fund Balance (Deficit) - Beginning | <u>12,460,733</u> | <u>12,460,733</u> | <u>13,711,233</u> | <u>1,250,500</u> |
| Fund Balance (Deficit) - Ending | <u>\$ 12,876,075</u> | <u>\$ 8,790,022</u> | <u>\$ 12,873,464</u> | <u>\$ 4,083,442</u> |

COUNTY OF BEAVER, PENNSYLVANIA

**SCHEDULE OF REVENUES, EXPENDITURES AND CHANGES IN
FUND BALANCE - BUDGET AND ACTUAL
CHILDREN AND YOUTH**

FOR THE YEAR ENDED DECEMBER 31, 2020

| | Budget | | Actual | Variance |
|--|---------------------|---------------------|---------------------|--------------------|
| | Original | Final | | Over (Under) |
| Revenues | | | | |
| Intergovernmental Revenues | \$ 15,206,321 | \$ 15,212,321 | \$ 12,003,231 | \$ (3,209,090) |
| Departmental Earnings | 80,000 | 80,000 | 39,397 | (40,603) |
| Interest | 60 | 60 | 39 | (21) |
| Total Revenues | <u>15,286,381</u> | <u>15,292,381</u> | <u>12,042,667</u> | <u>(3,249,714)</u> |
| Expenditures | | | | |
| Salaries & Benefits | 5,934,074 | 5,932,574 | 5,765,208 | (167,366) |
| Personnel Expense | 31,360 | 32,860 | 12,883 | (19,977) |
| Consultant/Contracted Services | 1,422,700 | 1,346,095 | 1,125,847 | (220,248) |
| Subcontracted Services | 6,544,500 | 6,606,600 | 6,464,181 | (142,419) |
| Occupancy | 614,100 | 615,400 | 521,587 | (93,813) |
| Communication | 212,700 | 257,700 | 242,179 | (15,521) |
| Supplies & Minor Equipment | 597,400 | 605,100 | 209,749 | (395,351) |
| Transportation | 177,000 | 177,000 | 116,086 | (60,914) |
| Other Expenditures | 1,398,500 | 1,379,005 | 1,020,269 | (358,736) |
| Capital Asset Acquisition & Improvement | 108,000 | 94,000 | 48,129 | (45,871) |
| Total Expenditures | <u>17,040,334</u> | <u>17,046,334</u> | <u>15,526,118</u> | <u>(1,520,216)</u> |
| Excess (Deficiency) of Revenues Over (Under) Expenditures | (1,753,953) | (1,753,953) | (3,483,451) | (1,729,498) |
| Other Financing Sources (Uses) | | | | |
| Transfers From Other Funds | 2,800,000 | 2,800,000 | 2,202,564 | (597,436) |
| Total Other Financing Sources (Uses) | <u>2,800,000</u> | <u>2,800,000</u> | <u>2,202,564</u> | <u>(597,436)</u> |
| Net Change in Fund Balance (Deficit) | 1,046,047 | 1,046,047 | (1,280,887) | (2,326,934) |
| Fund Balance (Deficit) - Beginning | - | - | 2,664,325 | 2,664,325 |
| Fund Balance (Deficit) - Ending | <u>\$ 1,046,047</u> | <u>\$ 1,046,047</u> | <u>\$ 1,383,438</u> | <u>\$ 337,391</u> |

COUNTY OF BEAVER, PENNSYLVANIA

**SCHEDULE OF REVENUES, EXPENDITURES AND CHANGES IN
FUND BALANCE - BUDGET AND ACTUAL
COMMUNITY DEVELOPMENT**

FOR THE YEAR ENDED DECEMBER 31, 2020

| | Budget | | Actual | Variance |
|--|------------------|------------------|-------------------|--------------------|
| | Original | Final | | Over (Under) |
| Revenues | | | | |
| Intergovernmental Revenues | \$ 7,019,792 | \$ 7,865,042 | \$ 5,284,871 | \$ (2,580,171) |
| Departmental Earnings | 926,000 | 946,000 | 224,320 | (721,680) |
| Interest | 165 | 165 | 121 | (44) |
| Total Revenues | <u>7,945,957</u> | <u>8,811,207</u> | <u>5,509,312</u> | <u>(3,301,895)</u> |
| Expenditures | | | | |
| Salaries & Benefits | 718,546 | 752,361 | 708,089 | (44,272) |
| Personnel Expense | 8,989 | 9,955 | 7,046 | (2,909) |
| Consultant/Contracted Services | 6,635,454 | 7,400,442 | 4,390,466 | (3,009,976) |
| Occupancy | 66,500 | 80,135 | 51,226 | (28,909) |
| Communication | 12,950 | 23,639 | 18,217 | (5,422) |
| Supplies & Minor Equipment | 23,155 | 56,712 | 28,326 | (28,386) |
| Transportation | 7,300 | 7,300 | 2,540 | (4,760) |
| Principal | 309,000 | 309,000 | 309,000 | - |
| Interest | 66,163 | 66,163 | 66,163 | - |
| Other Expenditures | 97,900 | 105,500 | 90,500 | (15,000) |
| Total Expenditures | <u>7,945,957</u> | <u>8,811,207</u> | <u>5,671,573</u> | <u>(3,139,634)</u> |
| Excess (Deficiency) of Revenues Over (Under) Expenditures | - | - | (162,261) | (162,261) |
| Fund Balance (Deficit) - Beginning | - | - | 366,326 | 366,326 |
| Fund Balance (Deficit) - Ending | <u>\$ -</u> | <u>\$ -</u> | <u>\$ 204,065</u> | <u>\$ 204,065</u> |

COUNTY OF BEAVER, PENNSYLVANIA

**SCHEDULE OF REVENUES, EXPENDITURES AND CHANGES IN
FUND BALANCE - BUDGET AND ACTUAL
CORONAVIRUS RELIEF**

FOR THE YEAR ENDED DECEMBER 31, 2020

| | Budget | | Actual | Variance |
|--|----------|---------------|---------------|--------------|
| | Original | Final | | Over (Under) |
| <u>Revenues</u> | | | | |
| Intergovernmental Revenues | \$ - | \$ 14,804,241 | \$ 14,804,241 | \$ - |
| Interest | - | 19,281 | 18,741 | (540) |
| Total Revenues | - | 14,823,522 | 14,822,982 | (540) |
| <u>Expenditures</u> | | | | |
| Other Expenditures | - | 14,823,522 | 14,823,519 | (3) |
| Total Expenditures | - | 14,823,522 | 14,823,519 | (3) |
| Excess (Deficiency) of Revenues Over (Under) Expenditures | - | - | (537) | (537) |
| Fund Balance (Deficit) - Beginning | - | - | - | - |
| Fund Balance (Deficit) - Ending | \$ - | \$ - | \$ (537) | \$ (537) |

COUNTY OF BEAVER, PENNSYLVANIA

**SCHEDULE OF REVENUES, EXPENDITURES AND CHANGES IN
FUND BALANCE - BUDGET AND ACTUAL
2020 GRB ENERGY SAVINGS & CAPITAL IMPROVEMENTS**

FOR THE YEAR ENDED DECEMBER 31, 2020

| | Budget | | Actual | Variance |
|--|----------|--------------|--------------|--------------|
| | Original | Final | | Over (Under) |
| Revenues | | | | |
| Interest | \$ - | \$ - | \$ 4,063 | \$ 4,063 |
| Total Revenues | - | - | 4,063 | 4,063 |
| Expenditures | | | | |
| Bond Issuance Costs | - | 194,762 | 194,762 | - |
| Capital Asset Acquisition and Improvement | - | 5,000,000 | 4,105,105 | (894,895) |
| Total Expenditures | - | 5,194,762 | 4,299,867 | (894,895) |
| Excess (Deficiency) of Revenues Over (Under) Expenditures | - | (5,194,762) | (4,295,804) | 898,958 |
| Other Financing Sources (Uses) | | | | |
| Issuance of Long-Term Debt | - | 11,300,477 | 11,690,000 | 389,523 |
| Original Issue Premium | - | 1,522,715 | 1,522,715 | - |
| Total Other Financing Sources (Uses) | - | 12,823,192 | 13,212,715 | 389,523 |
| Net Change in Fund Balance (Deficit) | - | 7,628,430 | 8,916,911 | 1,288,481 |
| Fund Balance (Deficit) - Beginning | - | - | - | - |
| Fund Balance (Deficit) - Ending | \$ - | \$ 7,628,430 | \$ 8,916,911 | \$ 1,288,481 |

COUNTY OF BEAVER, PENNSYLVANIA

NOTES TO REQUIRED SUPPLEMENTAL INFORMATION

YEAR ENDED DECEMBER 31, 2020

NOTE A - BASIS OF BUDGETING

Appropriated budgets are adopted on a modified accrual basis consistent with generally accepted accounting principles by fund, department and line-item. Line-items are specific revenues and expenditures, such as taxes, fees, salaries, and supplies. Transfers of appropriations may be requested between line-items within a department or between departments within the same fund. All transfers of appropriations require the approval of the Commissioners. The legal level of control is exercised by management at each line-item.

NOTE B - BUDGET VARIANCE

The County does not adjust for line items designated for receipts of reimbursements after initial adoption. Therefore, some expenditures may appear to exceed budgeted amounts when actual reimbursements received are below the initial budgeted figures. Also, reclassifications of actual balances made strictly for external financial reporting purposes are often not reflected in the budget. As a consequence, some line items may appear to exceed budgeted amounts.

OTHER SUPPLEMENTAL INFORMATION

THIS PAGE LEFT INTENTIONALLY BLANK

COUNTY OF BEAVER, PENNSYLVANIA
SCHEDULE OF EXPENDITURES - BUDGET AND ACTUAL
GENERAL FUND

FOR THE YEAR ENDED DECEMBER 31, 2020

| | Budget | | Actual | Variance |
|--------------------------------|------------|------------|------------|--------------|
| | Original | Final | | Over (Under) |
| General Government | | | | |
| Commissioners | | | | |
| Salaries & Benefits | \$ 677,018 | \$ 504,697 | \$ 477,393 | \$ (27,304) |
| Personnel Expense | 65 | 1,010 | 1,009 | (1) |
| Occupancy | 3,640 | 3,640 | 3,391 | (249) |
| Communication | 10,800 | 10,800 | 6,468 | (4,332) |
| Supplies & Minor Equipment | 8,500 | 17,068 | 12,766 | (4,302) |
| Transportation | 15,000 | 1,599 | 1,177 | (422) |
| Consultant/Contracted Services | 100,000 | 152,800 | 132,552 | (20,248) |
| Other Expenditures | 2,000 | 13,622 | 12,020 | (1,602) |
| Total Expenditures | 817,023 | 705,236 | 646,776 | (58,460) |
| Controller | | | | |
| Salaries & Benefits | 621,902 | 469,258 | 459,778 | (9,480) |
| Personnel Expense | 3,000 | 3,605 | 3,251 | (354) |
| Occupancy | 3,500 | 6,914 | 6,914 | - |
| Communication | 1,000 | 6,611 | 6,525 | (86) |
| Supplies & Minor Equipment | 6,000 | 10,794 | 10,517 | (277) |
| Transportation | 3,000 | 518 | 167 | (351) |
| Other Expenditures | - | 2,947 | 2,946 | (1) |
| Total Expenditures | 638,402 | 500,647 | 490,098 | (10,549) |
| Treasurer | | | | |
| Salaries & Benefits | 645,968 | 573,975 | 553,172 | (20,803) |
| Personnel Expense | 800 | 1,992 | 1,990 | (2) |
| Occupancy | 4,500 | 3,490 | 3,230 | (260) |
| Communication | 50,000 | 48,693 | 47,306 | (1,387) |
| Supplies & Minor Equipment | 37,212 | 40,259 | 38,576 | (1,683) |
| Transportation | 500 | - | - | - |
| Other Expenditures | 4,000 | 12,828 | 11,586 | (1,242) |
| Tax Refunds | 168,000 | 391,123 | 875,089 | 483,966 |
| Total Expenditures | 910,980 | 1,072,360 | 1,530,949 | 458,589 |

COUNTY OF BEAVER, PENNSYLVANIA
SCHEDULE OF EXPENDITURES - BUDGET AND ACTUAL
GENERAL FUND

FOR THE YEAR ENDED DECEMBER 31, 2020

| | Budget | | Actual | Variance |
|--------------------------------|----------------|----------------|----------------|-----------------|
| | Original | Final | | Over (Under) |
| Recorder Of Deeds | | | | |
| Salaries & Benefits | \$ 436,543 | \$ 436,049 | \$ 352,260 | \$ (83,789) |
| Personnel Expense | 800 | 989 | 989 | - |
| Occupancy | 1,565 | 1,565 | 1,563 | (2) |
| Communication | 1,200 | 1,200 | 792 | (408) |
| Supplies & Minor Equipment | 14,500 | 16,535 | 14,345 | (2,190) |
| Transportation | 3,000 | 2,700 | - | (2,700) |
| Consultant/Contracted Services | 52,644 | 52,644 | 52,644 | - |
| Other Expenditures | - | 1,279 | 1,278 | (1) |
| Total Expenditures | <u>510,252</u> | <u>512,961</u> | <u>423,871</u> | <u>(89,090)</u> |
| Legal Department | | | | |
| Salaries & Benefits | 287,990 | 220,151 | 195,612 | (24,539) |
| Personnel Expense | 5,085 | 5,085 | 4,050 | (1,035) |
| Occupancy | 400 | 400 | 388 | (12) |
| Communication | 600 | 600 | 195 | (405) |
| Supplies & Minor Equipment | 3,600 | 4,000 | 2,950 | (1,050) |
| Transportation | 2,000 | 1,480 | 499 | (981) |
| Consultant/Contracted Services | 35,000 | 34,920 | 15,526 | (19,394) |
| Other Expenditures | - | 200 | 195 | (5) |
| Total Expenditures | <u>334,675</u> | <u>266,836</u> | <u>219,415</u> | <u>(47,421)</u> |
| Employee Relations | | | | |
| Salaries & Benefits | 543,818 | 377,826 | 367,407 | (10,419) |
| Personnel Expense | 80,292 | 80,692 | 62,317 | (18,375) |
| Occupancy | 862 | 2,862 | 2,045 | (817) |
| Communication | 2,200 | 1,531 | 1,103 | (428) |
| Supplies & Minor Equipment | 19,510 | 27,398 | 26,506 | (892) |
| Consultant/Contracted Services | 60,500 | 57,195 | 44,836 | (12,359) |
| Transportation | 200 | 1,477 | 1,477 | - |
| Other Expenditures | - | 450 | - | (450) |
| Total Expenditures | <u>707,382</u> | <u>549,431</u> | <u>505,691</u> | <u>(43,740)</u> |
| Records Management | | | | |
| Occupancy | 42,000 | 42,000 | 11,415 | (30,585) |
| Supplies & Minor Equipment | 30,000 | 30,000 | 7,747 | (22,253) |
| Total Expenditures | <u>72,000</u> | <u>72,000</u> | <u>19,162</u> | <u>(52,838)</u> |

Exhibit A (Page 2 of 18)

COUNTY OF BEAVER, PENNSYLVANIA
SCHEDULE OF EXPENDITURES - BUDGET AND ACTUAL
GENERAL FUND

FOR THE YEAR ENDED DECEMBER 31, 2020

| | Budget | | Actual | Variance |
|------------------------------------|------------|------------|------------|--------------|
| | Original | Final | | Over (Under) |
| Information Technology | | | | |
| Salaries & Benefits | \$ 590,299 | \$ 571,309 | \$ 511,165 | \$ (60,144) |
| Personnel Expense | 5,400 | - | - | - |
| Communication | 50,850 | 50,850 | 44,570 | (6,280) |
| Supplies & Minor Equipment | 113,745 | 101,580 | 67,878 | (33,702) |
| Transportation | 7,000 | 7,000 | 3,483 | (3,517) |
| Consultant/Contracted Services | 63,000 | 33,000 | 23,496 | (9,504) |
| Other Expenditures | | 1,277 | 1,276 | (1) |
| Total Expenditures | 830,294 | 765,016 | 651,868 | (113,148) |
| Central Services Department | | | | |
| Salaries & Benefits | 259,557 | 174,928 | 174,923 | (5) |
| Occupancy | 42 | 42 | 41 | (1) |
| Communication | 2,300 | 1,991 | 1,990 | (1) |
| Supplies & Minor Equipment | 32,500 | 37,275 | 35,874 | (1,401) |
| Other Expenditures | - | 503 | 501 | (2) |
| Total Expenditures | 294,399 | 214,739 | 213,329 | (1,410) |
| Planning Commission | | | | |
| Salaries & Benefits | 432,890 | 440,221 | 440,216 | (5) |
| Personnel Expense | 2,925 | 925 | 630 | (295) |
| Occupancy | 1,800 | 1,800 | 1,784 | (16) |
| Communication | 1,740 | 2,740 | 1,528 | (1,212) |
| Supplies & Minor Equipment | 16,750 | 13,000 | 10,986 | (2,014) |
| Transportation | 7,500 | 3,899 | 248 | (3,651) |
| Consultant/Contracted Services | 14,000 | 76,500 | 67,645 | (8,855) |
| Other Expenditures | 71,500 | 71,851 | 70,600 | (1,251) |
| Total Expenditures | 549,105 | 610,936 | 593,637 | (17,299) |
| Weights And Measures | | | | |
| Salaries & Benefits | 79,204 | 64,211 | 63,227 | (984) |
| Communication | 600 | 600 | 599 | (1) |
| Supplies & Minor Equipment | 400 | 400 | 385 | (15) |
| Transportation | 6,400 | 6,400 | 4,567 | (1,833) |
| Total Expenditures | 86,604 | 71,611 | 68,778 | (2,833) |

Exhibit A (Page 3 of 18)

COUNTY OF BEAVER, PENNSYLVANIA
SCHEDULE OF EXPENDITURES - BUDGET AND ACTUAL
GENERAL FUND

FOR THE YEAR ENDED DECEMBER 31, 2020

| | Budget | | Actual | Variance |
|--------------------------------|------------------|------------------|------------------|------------------|
| | Original | Final | | Over (Under) |
| Veterans Affairs | | | | |
| Salaries & Benefits | \$ 186,535 | \$ 194,061 | \$ 187,749 | \$ (6,312) |
| Personnel Expense | 1,425 | 1,475 | 1,023 | (452) |
| Communication | 1,575 | 1,575 | 914 | (661) |
| Supplies & Minor Equipment | 4,450 | 3,650 | 2,829 | (821) |
| Transportation | 1,200 | 90 | 80 | (10) |
| Other Expenditures | 137,000 | 138,010 | 131,869 | (6,141) |
| Total Expenditures | <u>332,185</u> | <u>338,861</u> | <u>324,464</u> | <u>(14,397)</u> |
| Election Bureau | | | | |
| Salaries & Benefits | 499,378 | 499,703 | 497,351 | (2,352) |
| Personnel Expense | 1,200 | 1,494 | 760 | (734) |
| Occupancy | 25,100 | 25,100 | 24,801 | (299) |
| Communication | 215,000 | 212,605 | 161,032 | (51,573) |
| Supplies & Minor Equipment | 109,800 | 115,370 | 115,257 | (113) |
| Transportation | 1,200 | 1,200 | 216 | (984) |
| Consultant/Contracted Services | 20,400 | 20,400 | 9,775 | (10,625) |
| Other Expenditures | 265,000 | 269,351 | 240,375 | (28,976) |
| Total Expenditures | <u>1,137,078</u> | <u>1,145,223</u> | <u>1,049,567</u> | <u>(95,656)</u> |
| Assessment/Tax Claim | | | | |
| Salaries & Benefits | 1,241,935 | 1,247,984 | 946,373 | (301,611) |
| Personnel Expense | 20,000 | 20,000 | 10,130 | (9,870) |
| Occupancy | 20,000 | 20,000 | 17,308 | (2,692) |
| Communication | 280,000 | 286,000 | 278,239 | (7,761) |
| Supplies & Minor Equipment | 83,000 | 32,083 | 40,420 | 8,337 |
| Transportation | 40,000 | 33,000 | 5,642 | (27,358) |
| Consultant/Contracted Services | 330,000 | 169,500 | 95,001 | (74,499) |
| Other Expenditures | 165,000 | 141,000 | 88,143 | (52,857) |
| Total Expenditures | <u>2,179,935</u> | <u>1,949,567</u> | <u>1,481,256</u> | <u>(468,311)</u> |
| Public Defender | | | | |
| Salaries & Benefits | 1,378,880 | 1,356,628 | 1,338,365 | (18,263) |
| Personnel Expense | 27,100 | 27,972 | 24,843 | (3,129) |
| Occupancy | 2,375 | 2,375 | 2,340 | (35) |
| Communication | 900 | 900 | 558 | (342) |
| Supplies & Minor Equipment | 16,250 | 16,114 | 9,978 | (6,136) |
| Transportation | 15,000 | 5,962 | 1,717 | (4,245) |
| Other Expenditures | 40,000 | 49,795 | 49,794 | (1) |
| Total Expenditures | <u>1,480,505</u> | <u>1,459,746</u> | <u>1,427,595</u> | <u>(32,151)</u> |

Exhibit A (Page 4 of 18)

COUNTY OF BEAVER, PENNSYLVANIA
SCHEDULE OF EXPENDITURES - BUDGET AND ACTUAL
GENERAL FUND

FOR THE YEAR ENDED DECEMBER 31, 2020

| | Budget | | Actual | Variance |
|---------------------------------|----------------------|----------------------|----------------------|---------------------|
| | Original | Final | | Over (Under) |
| General Government | | | | |
| Personnel Expense | \$ 85,000 | \$ 85,000 | \$ 83,526 | \$ (1,474) |
| Occupancy | 66,450 | 65,211 | 60,270 | (4,941) |
| Communication | 50 | 50 | 30 | (20) |
| Supplies & Minor Equipment | 2,450 | 7,147 | 6,863 | (284) |
| Consultant/Contracted Services | 341,000 | 688,360 | 589,849 | (98,511) |
| Other Expenditures | 227,850 | 187,937 | 165,078 | (22,859) |
| Total Expenditures | <u>722,800</u> | <u>1,033,705</u> | <u>905,616</u> | <u>(128,089)</u> |
| Miscellaneous | | | | |
| Insurance | 551,000 | 483,725 | 388,308 | (95,417) |
| Bank Charges | 705,000 | 27,160 | 3,863 | (23,297) |
| Indirect Cost Study | 16,500 | 17,000 | 17,000 | - |
| Total Expenditures | <u>1,272,500</u> | <u>527,885</u> | <u>409,171</u> | <u>(118,714)</u> |
| Total General Government | <u>\$ 12,876,119</u> | <u>\$ 11,796,760</u> | <u>\$ 10,961,243</u> | <u>\$ (835,517)</u> |

COUNTY OF BEAVER, PENNSYLVANIA
SCHEDULE OF EXPENDITURES - BUDGET AND ACTUAL
GENERAL FUND

FOR THE YEAR ENDED DECEMBER 31, 2020

| | Budget | | Actual | Variance |
|--------------------------------|------------|------------|------------|--------------|
| | Original | Final | | Over (Under) |
| Judicial | | | | |
| Clerk Of Courts | | | | |
| Salaries & Benefits | \$ 766,045 | \$ 774,193 | \$ 683,093 | \$ (91,100) |
| Personnel Expense | 1,800 | 1,835 | 1,683 | (152) |
| Occupancy | 7,500 | 7,603 | 7,603 | - |
| Communication | 21,060 | 21,059 | 17,089 | (3,970) |
| Supplies & Minor Equipment | 18,200 | 23,801 | 21,733 | (2,068) |
| Transportation | 2,000 | 1,997 | 718 | (1,279) |
| Consultant/Contracted Services | 6,900 | 6,900 | 6,864 | (36) |
| Other Expenditures | 8,600 | 9,437 | 5,332 | (4,105) |
| Total Expenditures | 832,105 | 846,825 | 744,115 | (102,710) |
| Coroner | | | | |
| Salaries & Benefits | 182,896 | 191,356 | 191,350 | (6) |
| Personnel Expense | 6,000 | 3,386 | 3,045 | (341) |
| Occupancy | 600 | 600 | 378 | (222) |
| Communication | 3,200 | 3,200 | 2,873 | (327) |
| Supplies & Minor Equipment | 720 | 584 | 110 | (474) |
| Transportation | 5,000 | 512 | 511 | (1) |
| Other Expenditures | 244,325 | 278,788 | 256,455 | (22,333) |
| Total Expenditures | 442,741 | 478,426 | 454,722 | (23,704) |
| Jury Commission | | | | |
| Salaries & Benefits | 116,223 | 116,750 | 101,878 | (14,872) |
| Communication | 18,000 | 18,000 | 13,152 | (4,848) |
| Supplies & Minor Equipment | 6,900 | 6,900 | 4,000 | (2,900) |
| Consultant/Contracted Services | 9,000 | 9,000 | 7,321 | (1,679) |
| Other Expenditures | - | 394 | 394 | - |
| Total Expenditures | 150,123 | 151,044 | 126,745 | (24,299) |
| District Attorney | | | | |
| Salaries & Benefits | 2,904,765 | 2,778,912 | 1,903,603 | (875,309) |
| Personnel Expense | 45,135 | 49,911 | 48,608 | (1,303) |
| Communication | 8,500 | 8,515 | 7,713 | (802) |
| Supplies & Minor Equipment | 61,493 | 56,330 | 47,584 | (8,746) |
| Transportation | 15,000 | 15,888 | 15,621 | (267) |
| Consultant/Contracted Services | 27,000 | 28,353 | 23,439 | (4,914) |
| Other Expenditures | 7,500 | 13,844 | 13,543 | (301) |
| Total Expenditures | 3,069,393 | 2,951,753 | 2,060,111 | (891,642) |

Exhibit A (Page 6 of 18)

COUNTY OF BEAVER, PENNSYLVANIA
SCHEDULE OF EXPENDITURES - BUDGET AND ACTUAL
GENERAL FUND

FOR THE YEAR ENDED DECEMBER 31, 2020

| | Budget | | Actual | Variance |
|--------------------------------|------------------|------------------|------------------|--------------------|
| | Original | Final | | Over (Under) |
| Emergency Services Unit | | | | |
| Salaries & Benefits | \$ 49,728 | \$ 50,088 | \$ 29,327 | \$ (20,761) |
| Personnel Expense | 1,400 | 813 | 732 | (81) |
| Supplies & Minor Equipment | 48,200 | 48,887 | 45,500 | (3,387) |
| Total Expenditures | <u>99,328</u> | <u>99,788</u> | <u>75,559</u> | <u>(24,229)</u> |
| Prothonotary | | | | |
| Salaries & Benefits | 665,161 | 669,004 | 623,321 | (45,683) |
| Personnel Expense | 1,120 | 1,544 | 760 | (784) |
| Occupancy | - | 18,000 | 17,774 | (226) |
| Communication | 12,400 | 12,400 | 9,188 | (3,212) |
| Supplies & Minor Equipment | 23,700 | 26,392 | 25,225 | (1,167) |
| Transportation | 2,000 | 584 | - | (584) |
| Other Expenditures | - | 1,457 | 532 | (925) |
| Total Expenditures | <u>704,381</u> | <u>729,381</u> | <u>676,800</u> | <u>(52,581)</u> |
| Register Of Wills | | | | |
| Salaries & Benefits | 408,974 | 425,075 | 412,243 | (12,832) |
| Personnel Expense | 1,000 | 1,000 | 936 | (64) |
| Occupancy | 5,200 | 6,200 | 5,671 | (529) |
| Communication | 18,950 | 18,850 | 16,472 | (2,378) |
| Supplies & Minor Equipment | 22,400 | 23,244 | 21,537 | (1,707) |
| Transportation | 5,000 | 1,000 | - | (1,000) |
| Other Expenditures | - | 1,804 | 1,804 | - |
| Total Expenditures | <u>461,524</u> | <u>477,173</u> | <u>458,663</u> | <u>(18,510)</u> |
| Sheriff | | | | |
| Salaries & Benefits | 3,735,270 | 3,624,005 | 958,000 | (2,666,005) |
| Personnel Expense | 79,149 | 69,282 | 60,951 | (8,331) |
| Occupancy | 2,000 | 2,520 | 2,173 | (347) |
| Communication | 7,600 | 7,600 | 6,426 | (1,174) |
| Supplies & Minor Equipment | 58,150 | 64,579 | 57,188 | (7,391) |
| Transportation | 48,000 | 48,000 | 32,124 | (15,876) |
| Consultant/Contracted Services | 8,530 | 18,012 | 15,002 | (3,010) |
| Other Expenditures | 1,500 | 17,242 | 13,497 | (3,745) |
| Total Expenditures | <u>3,940,199</u> | <u>3,851,240</u> | <u>1,145,361</u> | <u>(2,705,879)</u> |

COUNTY OF BEAVER, PENNSYLVANIA
SCHEDULE OF EXPENDITURES - BUDGET AND ACTUAL
GENERAL FUND

FOR THE YEAR ENDED DECEMBER 31, 2020

| | Budget | | Actual | Variance |
|--------------------------------|--------------|--------------|--------------|--------------|
| | Original | Final | | Over (Under) |
| Court Administration | | | | |
| Salaries & Benefits | \$ 2,721,252 | \$ 2,637,012 | \$ 2,535,690 | \$ (101,322) |
| Personnel Expense | 65,250 | 63,939 | 49,280 | (14,659) |
| Consultant/Contracted Services | 482,500 | 482,500 | 406,855 | (75,645) |
| Occupancy | 18,100 | 19,340 | 19,273 | (67) |
| Communication | 12,000 | 12,000 | 9,067 | (2,933) |
| Supplies & Minor Equipment | 74,500 | 75,911 | 63,624 | (12,287) |
| Transportation | 11,000 | 4,330 | 1,137 | (3,193) |
| Other Expenditures | 71,000 | 101,104 | 63,339 | (37,765) |
| Total Expenditures | 3,455,602 | 3,396,136 | 3,148,265 | (247,871) |
| Law Library | | | | |
| Salaries & Benefits | 69,470 | 69,836 | 67,637 | (2,199) |
| Personnel Expense | 525 | 525 | 525 | - |
| Communication | 30 | 30 | 3 | (27) |
| Supplies & Minor Equipment | 104,100 | 104,138 | 97,233 | (6,905) |
| Transportation | 1,200 | 1,162 | - | (1,162) |
| Consultant/Contracted Services | 3,600 | 3,600 | 3,569 | (31) |
| Other Expenditures | - | 215 | 215 | - |
| Total Expenditures | 178,925 | 179,506 | 169,182 | (10,324) |
| District Court 36-1-01 | | | | |
| Salaries & Benefits | 181,999 | 184,169 | 183,845 | (324) |
| Personnel Expense | 650 | 650 | 270 | (380) |
| Occupancy | 15,210 | 15,260 | 14,680 | (580) |
| Communication | 14,580 | 14,530 | 11,125 | (3,405) |
| Supplies & Minor Equipment | 8,200 | 7,549 | 6,156 | (1,393) |
| Transportation | 1,000 | 1,000 | 150 | (850) |
| Total Expenditures | 221,639 | 223,158 | 216,226 | (6,932) |
| District Court 36-3-02 | | | | |
| Salaries & Benefits | 190,138 | 190,988 | 186,091 | (4,897) |
| Personnel Expense | 750 | 750 | 357 | (393) |
| Occupancy | 13,860 | 13,860 | 12,999 | (861) |
| Communication | 14,780 | 15,221 | 14,996 | (225) |
| Supplies & Minor Equipment | 8,500 | 7,508 | 6,474 | (1,034) |
| Transportation | 1,000 | 900 | 292 | (608) |
| Other Expenditures | - | 686 | 686 | - |
| Total Expenditures | 229,028 | 229,913 | 221,895 | (8,018) |

COUNTY OF BEAVER, PENNSYLVANIA
SCHEDULE OF EXPENDITURES - BUDGET AND ACTUAL
GENERAL FUND

FOR THE YEAR ENDED DECEMBER 31, 2020

| | Budget | | Actual | Variance |
|--------------------------------|----------------|----------------|----------------|-----------------|
| | Original | Final | | Over (Under) |
| District Court 36-2-01 | | | | |
| Salaries & Benefits | \$ 249,535 | \$ 252,510 | \$ 212,184 | \$ (40,326) |
| Personnel Expense | 650 | 650 | 307 | (343) |
| Occupancy | 16,110 | 16,510 | 14,629 | (1,881) |
| Communication | 15,530 | 15,830 | 11,681 | (4,149) |
| Supplies & Minor Equipment | 10,500 | 9,649 | 5,921 | (3,728) |
| Transportation | 2,000 | 1,500 | 188 | (1,312) |
| Total Expenditures | <u>294,325</u> | <u>296,649</u> | <u>244,910</u> | <u>(51,739)</u> |
| District Court 36-3-03 | | | | |
| Salaries & Benefits | 278,991 | 283,233 | 282,783 | (450) |
| Personnel Expense | 750 | 750 | 391 | (359) |
| Occupancy | 18,510 | 18,510 | 17,951 | (559) |
| Communication | 19,830 | 19,830 | 17,551 | (2,279) |
| Supplies & Minor Equipment | 12,000 | 11,349 | 9,558 | (1,791) |
| Transportation | 1,000 | 1,000 | 317 | (683) |
| Total Expenditures | <u>331,081</u> | <u>334,672</u> | <u>328,551</u> | <u>(6,121)</u> |
| District Court 36-3-04 | | | | |
| Salaries & Benefits | 243,227 | 242,407 | 171,793 | (70,614) |
| Personnel Expense | 550 | 550 | 485 | (65) |
| Occupancy | 14,510 | 15,096 | 14,025 | (1,071) |
| Communication | 16,380 | 16,380 | 14,900 | (1,480) |
| Supplies & Minor Equipment | 9,100 | 7,863 | 5,048 | (2,815) |
| Transportation | 1,500 | 1,500 | 1,024 | (476) |
| Total Expenditures | <u>285,267</u> | <u>283,796</u> | <u>207,275</u> | <u>(76,521)</u> |
| District Court 36-1-02 | | | | |
| Salaries & Benefits | 238,910 | 240,708 | 225,987 | (14,721) |
| Personnel Expense | 650 | 650 | 186 | (464) |
| Consultant/Contracted Services | 2,500 | 2,500 | 2,278 | (222) |
| Occupancy | 56,700 | 55,524 | 51,592 | (3,932) |
| Communication | 14,640 | 14,906 | 14,434 | (472) |
| Supplies & Minor Equipment | 16,700 | 16,934 | 15,641 | (1,293) |
| Transportation | 500 | 500 | - | (500) |
| Other Expenditures | - | 1,501 | 1,501 | - |
| Total Expenditures | <u>330,600</u> | <u>333,223</u> | <u>311,619</u> | <u>(21,604)</u> |

Exhibit A (Page 9 of 18)

COUNTY OF BEAVER, PENNSYLVANIA
SCHEDULE OF EXPENDITURES - BUDGET AND ACTUAL
GENERAL FUND

FOR THE YEAR ENDED DECEMBER 31, 2020

| | Budget | | Actual | Variance |
|-------------------------------|----------------------|----------------------|----------------------|-----------------------|
| | Original | Final | | Over (Under) |
| District Court 36-3-01 | | | | |
| Salaries & Benefits | \$ 203,153 | \$ 206,217 | \$ 199,453 | \$ (6,764) |
| Personnel Expense | 650 | 650 | 357 | (293) |
| Occupancy | 14,960 | 15,182 | 14,266 | (916) |
| Communication | 19,180 | 19,216 | 15,475 | (3,741) |
| Supplies & Minor Equipment | 11,700 | 11,202 | 8,347 | (2,855) |
| Transportation | 500 | 89 | - | (89) |
| Total Expenditures | <u>250,143</u> | <u>252,556</u> | <u>237,898</u> | <u>(14,658)</u> |
| District Court 36-2-02 | | | | |
| Salaries & Benefits | 271,509 | 276,876 | 272,356 | (4,520) |
| Personnel Expense | 550 | 550 | 304 | (246) |
| Occupancy | 14,960 | 15,151 | 14,554 | (597) |
| Communication | 11,000 | 9,984 | 8,909 | (1,075) |
| Supplies & Minor Equipment | 9,800 | 9,974 | 7,816 | (2,158) |
| Transportation | 1,000 | 1,000 | 792 | (208) |
| Other Expenditures | - | 952 | 952 | - |
| Total Expenditures | <u>308,819</u> | <u>314,487</u> | <u>305,683</u> | <u>(8,804)</u> |
| Total Judicial | <u>\$ 15,585,223</u> | <u>\$ 15,429,726</u> | <u>\$ 11,133,580</u> | <u>\$ (4,296,146)</u> |

COUNTY OF BEAVER, PENNSYLVANIA
SCHEDULE OF EXPENDITURES - BUDGET AND ACTUAL
GENERAL FUND

FOR THE YEAR ENDED DECEMBER 31, 2020

| | Budget | | Actual | Variance |
|--------------------------------|--------------|------------|------------|--------------|
| | Original | Final | | Over (Under) |
| Public Safety | | | | |
| Emergency Services | | | | |
| Salaries & Benefits | \$ 3,407,512 | \$ 886,458 | \$ 757,226 | \$ (129,232) |
| Personnel Expense | 5,150 | 5,150 | 2,145 | (3,005) |
| Occupancy | 79,000 | 80,461 | 73,515 | (6,946) |
| Communication | 10,750 | 10,750 | 9,902 | (848) |
| Supplies & Minor Equipment | 138,000 | 127,074 | 94,897 | (32,177) |
| Transportation | 12,500 | 8,126 | 6,202 | (1,924) |
| Consultant/Contracted Services | 1,500 | 1,500 | 455 | (1,045) |
| Other Expenditures | 2,500 | 24,235 | 22,968 | (1,267) |
| Total Expenditures | 3,656,912 | 1,143,754 | 967,310 | (176,444) |
| Jail of Beaver County | | | | |
| Salaries & Benefits | 7,281,006 | 7,728,241 | 2,888,936 | (4,839,305) |
| Personnel Expense | 47,250 | 44,408 | 30,678 | (13,730) |
| Occupancy | 373,000 | 376,400 | 299,419 | (76,981) |
| Communication | 18,800 | 18,800 | 18,495 | (305) |
| Supplies & Minor Equipment | 221,500 | 295,850 | 225,145 | (70,705) |
| Transportation | 6,000 | 6,000 | 1,438 | (4,562) |
| Consultant/Contracted Services | 55,000 | 57,000 | 56,990 | (10) |
| Other Expenditures | 1,964,000 | 1,887,092 | 1,578,776 | (308,316) |
| Total Expenditures | 9,966,556 | 10,413,791 | 5,099,877 | (5,313,914) |
| DUI Program | | | | |
| Salaries & Benefits | 159,933 | 169,048 | 169,040 | (8) |
| Personnel Expense | 2,000 | 2,000 | - | (2,000) |
| Occupancy | 1,800 | 1,800 | 1,800 | - |
| Communication | 500 | 500 | - | (500) |
| Supplies & Minor Equipment | 1,500 | 1,500 | 485 | (1,015) |
| Transportation | 1,500 | 1,000 | 17 | (983) |
| Consultant/Contracted Services | 3,000 | 3,500 | 3,500 | - |
| Total Expenditures | 170,233 | 179,348 | 174,842 | (4,506) |

COUNTY OF BEAVER, PENNSYLVANIA
SCHEDULE OF EXPENDITURES - BUDGET AND ACTUAL
GENERAL FUND

FOR THE YEAR ENDED DECEMBER 31, 2020

| | Budget | | Actual | Variance |
|--|------------------|------------------|------------------|------------------|
| | Original | Final | | Over (Under) |
| Adult Probation | | | | |
| Salaries & Benefits | \$ 2,519,372 | \$ 2,739,657 | \$ 2,734,116 | \$ (5,541) |
| Personnel Expense | 8,200 | 6,200 | 4,549 | (1,651) |
| Occupancy | 14,400 | 14,400 | 14,400 | - |
| Communication | 6,700 | 4,200 | 4,146 | (54) |
| Supplies & Minor Equipment | 33,200 | 32,771 | 26,320 | (6,451) |
| Transportation | 12,000 | 3,600 | 2,231 | (1,369) |
| Other Expenditures | 6,000 | 2,578 | 2,578 | - |
| Total Expenditures | <u>2,599,872</u> | <u>2,803,406</u> | <u>2,788,340</u> | <u>(15,066)</u> |
| Intermediate Punishment Program | | | | |
| Salaries & Benefits | 527,759 | 519,028 | 518,140 | (888) |
| Personnel Expense | 1,000 | 1,000 | 355 | (645) |
| Occupancy | 81,080 | 75,680 | 63,455 | (12,225) |
| Communication | 18,300 | 17,600 | 13,831 | (3,769) |
| Supplies & Minor Equipment | 245,000 | 253,135 | 224,995 | (28,140) |
| Transportation | 3,500 | 399 | 213 | (186) |
| Consultant/Contracted Services | 2,000 | 2,000 | 1,562 | (438) |
| Other Expenditures | 37,000 | 3,405 | 3,404 | (1) |
| Total Expenditures | <u>915,639</u> | <u>872,247</u> | <u>825,955</u> | <u>(46,292)</u> |
| PCCD IP Grant | | | | |
| Salaries & Benefits | 44,587 | 61,716 | 61,708 | (8) |
| Supplies & Minor Equipment | - | 35,765 | 31,459 | (4,306) |
| Other Expenditures | - | 28,000 | 25,945 | (2,055) |
| Total Expenditures | <u>44,587</u> | <u>125,481</u> | <u>119,112</u> | <u>(6,369)</u> |
| Juvenile Probation-Court Services | | | | |
| Salaries & Benefits | 2,401,486 | 1,772,827 | 2,024,855 | 252,028 |
| Personnel Expense | 5,425 | 5,580 | 1,785 | (3,795) |
| Occupancy | 5,000 | 4,845 | 206 | (4,639) |
| Communication | 12,500 | 12,500 | 5,459 | (7,041) |
| Supplies & Minor Equipment | 16,700 | 17,400 | 13,001 | (4,399) |
| Transportation | 18,500 | 18,500 | 4,102 | (14,398) |
| Consultant/Contracted Services | 1,106,500 | 1,073,800 | 814,486 | (259,314) |
| Other Expenditures | 465,500 | 469,650 | 179,385 | (290,265) |
| Total Expenditures | <u>4,031,611</u> | <u>3,375,102</u> | <u>3,043,279</u> | <u>(331,823)</u> |

Exhibit A (Page 12 of 18)

COUNTY OF BEAVER, PENNSYLVANIA
SCHEDULE OF EXPENDITURES - BUDGET AND ACTUAL
GENERAL FUND

FOR THE YEAR ENDED DECEMBER 31, 2020

| | Budget | | Actual | Variance |
|---|----------------------|----------------------|----------------------|-----------------------|
| | Original | Final | | Over (Under) |
| UAD Program | | | | |
| Salaries & Benefits | \$ 6,182 | \$ 3,789 | \$ 161 | \$ (3,628) |
| Occupancy | 1,800 | 1,800 | 900 | (900) |
| Communication | 100 | 100 | - | (100) |
| Supplies & Minor Equipment | 200 | 200 | - | (200) |
| Transportation | 50 | 50 | - | (50) |
| Total Expenditures | <u>8,332</u> | <u>5,939</u> | <u>1,061</u> | <u>(4,878)</u> |
| Positive Transition: Educational | | | | |
| Salaries & Benefits | 10,969 | 11,195 | 3,834 | (7,361) |
| Communication | 2,000 | 2,000 | 378 | (1,622) |
| Supplies & Minor Equipment | 1,500 | 1,500 | 59 | (1,441) |
| Transportation | 50 | 50 | - | (50) |
| Total Expenditures | <u>14,519</u> | <u>14,745</u> | <u>4,271</u> | <u>(10,474)</u> |
| Total Public Safety | <u>\$ 21,408,261</u> | <u>\$ 18,933,813</u> | <u>\$ 13,024,047</u> | <u>\$ (5,909,766)</u> |

COUNTY OF BEAVER, PENNSYLVANIA
SCHEDULE OF EXPENDITURES - BUDGET AND ACTUAL
GENERAL FUND

FOR THE YEAR ENDED DECEMBER 31, 2020

| | Budget | | Actual | Variance |
|--|---------------------|---------------------|---------------------|---------------------|
| | Original | Final | | Over (Under) |
| <u>Public Works and Enterprises</u> | | | | |
| Department of Public Works | | | | |
| Salaries & Benefits | \$ 2,535,607 | \$ 2,461,252 | \$ 2,258,662 | \$ (202,590) |
| Personnel Expense | 4,600 | 4,921 | 4,569 | (352) |
| Occupancy | 36,148 | 38,398 | 31,639 | (6,759) |
| Communication | 11,110 | 10,789 | 8,111 | (2,678) |
| Supplies & Minor Equipment | 36,655 | 51,162 | 47,122 | (4,040) |
| Transportation | 42,000 | 42,000 | 31,882 | (10,118) |
| Other Expenditures | 1,500 | 9,789 | 9,788 | (1) |
| Total Expenditures | <u>2,667,620</u> | <u>2,618,311</u> | <u>2,391,773</u> | <u>(226,538)</u> |
| Buildings and Grounds | | | | |
| Occupancy | 613,616 | 609,511 | 574,836 | (34,675) |
| Communication | 3,000 | 3,038 | 3,038 | - |
| Supplies & Minor Equipment | 77,500 | 77,847 | 62,257 | (15,590) |
| Consultant/Contracted Services | 189,706 | 193,811 | 182,689 | (11,122) |
| Other Expenditures | 24,000 | 33,760 | 20,740 | (13,020) |
| Total Expenditures | <u>907,822</u> | <u>917,967</u> | <u>843,560</u> | <u>(74,407)</u> |
| Total Public Works and Enterprises | <u>\$ 3,575,442</u> | <u>\$ 3,536,278</u> | <u>\$ 3,235,333</u> | <u>\$ (300,945)</u> |

COUNTY OF BEAVER, PENNSYLVANIA
SCHEDULE OF EXPENDITURES - BUDGET AND ACTUAL
GENERAL FUND

FOR THE YEAR ENDED DECEMBER 31, 2020

| | Budget | | Actual | Variance |
|--|------------|------------|------------|--------------|
| | Original | Final | | Over (Under) |
| <u>Culture, Recreation and Conservation</u> | | | | |
| Waste Management | | | | |
| Salaries & Benefits | \$ 401,266 | \$ 419,442 | \$ 419,436 | \$ (6) |
| Personnel Expense | 3,100 | 2,700 | 1,756 | (944) |
| Occupancy | 23,500 | 22,900 | 18,671 | (4,229) |
| Communication | 58,450 | 33,950 | 33,477 | (473) |
| Supplies & Minor Equipment | 27,700 | 48,800 | 38,521 | (10,279) |
| Transportation | 9,000 | 18,110 | 12,886 | (5,224) |
| Consultant/Contracted Services | 5,000 | - | - | - |
| Other Expenditures | 365,000 | 365,440 | 337,867 | (27,573) |
| Total Expenditures | 893,016 | 911,342 | 862,614 | (48,728) |
| Library Commission | | | | |
| Salaries & Benefits | 531,330 | 477,122 | 467,898 | (9,224) |
| Personnel Expense | 68,168 | 823 | 823 | - |
| Consultant/Contracted Services | 9,940 | 8,500 | 8,500 | - |
| Occupancy | 37,800 | 36,314 | 36,313 | (1) |
| Communication | 17,274 | 13,422 | 13,421 | (1) |
| Supplies & Minor Equipment | 56,329 | 135,681 | 135,678 | (3) |
| Transportation | 7,000 | 2,904 | 2,903 | (1) |
| Other Expenditures | 508,759 | 512,400 | 512,399 | (1) |
| Total Expenditures | 1,236,600 | 1,187,166 | 1,177,935 | (9,231) |
| Recreation | | | | |
| Salaries & Benefits | 21,696 | 21,791 | 20,324 | (1,467) |
| Personnel Expense | 700 | 700 | 175 | (525) |
| Consultant/Contracted Services | 5,250 | 7,550 | 6,983 | (567) |
| Occupancy | 2,650 | 3,250 | 1,246 | (2,004) |
| Communication | 1,910 | 3,450 | 1,330 | (2,120) |
| Supplies & Minor Equipment | 4,500 | 9,591 | 7,432 | (2,159) |
| Other Expenditures | 1,800 | 4,328 | 3,327 | (1,001) |
| Total Expenditures | 38,506 | 50,660 | 40,817 | (9,843) |

COUNTY OF BEAVER, PENNSYLVANIA
SCHEDULE OF EXPENDITURES - BUDGET AND ACTUAL
GENERAL FUND

FOR THE YEAR ENDED DECEMBER 31, 2020

| | Budget | | Actual | Variance |
|---|---------------------|---------------------|---------------------|---------------------|
| | Original | Final | | Over (Under) |
| DPW/Parks | | | | |
| Consultant/Contracted Services | \$ 15,000 | \$ 11,810 | \$ 8,387 | \$ (3,423) |
| Occupancy | 59,926 | 62,426 | 56,845 | (5,581) |
| Communication | 1,500 | 1,500 | 1,360 | (140) |
| Supplies & Minor Equipment | 65,500 | 65,232 | 61,327 | (3,905) |
| Other Expenditures | 20,000 | 19,585 | 17,671 | (1,914) |
| Total Expenditures | <u>161,926</u> | <u>160,553</u> | <u>145,590</u> | <u>(14,963)</u> |
| Ice Arena | | | | |
| Salaries & Benefits | 540,528 | 548,118 | 457,170 | (90,948) |
| Personnel Expense | 4,825 | 4,875 | 4,313 | (562) |
| Consultant/Contracted Services | 24,280 | 13,114 | 11,590 | (1,524) |
| Occupancy | 200,500 | 190,028 | 177,656 | (12,372) |
| Communication | 3,100 | 3,110 | 2,245 | (865) |
| Supplies & Minor Equipment | 36,000 | 37,141 | 19,888 | (17,253) |
| Transportation | 250 | 250 | - | (250) |
| Other Expenditures | 100 | 8,771 | 7,963 | (808) |
| Total Expenditures | <u>809,583</u> | <u>805,407</u> | <u>680,825</u> | <u>(124,582)</u> |
| Pool | | | | |
| Salaries & Benefits | 54,537 | 54,913 | 5,769 | (49,144) |
| Personnel Expense | 1,400 | 1,380 | 184 | (1,196) |
| Consultant/Contracted Services | 6,950 | 6,950 | - | (6,950) |
| Occupancy | 20,250 | 20,250 | 5,208 | (15,042) |
| Communication | 1,090 | 1,090 | 658 | (432) |
| Supplies & Minor Equipment | 5,900 | 5,900 | 110 | (5,790) |
| Other Expenditures | 4,710 | 4,808 | 292 | (4,516) |
| Total Expenditures | <u>94,837</u> | <u>95,291</u> | <u>12,221</u> | <u>(83,070)</u> |
| Total Culture, Recreation and Conservation | <u>\$ 3,234,468</u> | <u>\$ 3,210,419</u> | <u>\$ 2,920,002</u> | <u>\$ (290,417)</u> |

COUNTY OF BEAVER, PENNSYLVANIA
SCHEDULE OF EXPENDITURES - BUDGET AND ACTUAL
GENERAL FUND

FOR THE YEAR ENDED DECEMBER 31, 2020

| | Budget | | Actual | Variance |
|--|---------------------|---------------------|---------------------|--------------------|
| | Original | Final | | Over (Under) |
| <u>Human Services</u> | | | | |
| Subsidies | | | | |
| Subsidies | \$ 4,866,506 | \$ 4,943,506 | \$ 4,943,506 | \$ - |
| Pass-Through Grant Funding | - | 22,500 | 9,361 | (13,139) |
| Total Expenditures | <u>4,866,506</u> | <u>4,966,006</u> | <u>4,952,867</u> | <u>(13,139)</u> |
| Beaver County Transit Authority | | | | |
| Subsidies | 700,000 | 700,000 | 700,000 | - |
| Pass-Through Grant Funding | 2,090,000 | 2,366,262 | 2,366,261 | (1) |
| Total Expenditures | <u>2,790,000</u> | <u>3,066,262</u> | <u>3,066,261</u> | <u>(1)</u> |
| Total Human Services | <u>\$ 7,656,506</u> | <u>\$ 8,032,268</u> | <u>\$ 8,019,128</u> | <u>\$ (13,140)</u> |

COUNTY OF BEAVER, PENNSYLVANIA
SCHEDULE OF EXPENDITURES - BUDGET AND ACTUAL
GENERAL FUND

FOR THE YEAR ENDED DECEMBER 31, 2020

| | Budget | | Actual | Variance |
|--|----------------------|----------------------|----------------------|------------------------|
| | Original | Final | | Over (Under) |
| Debt Service | | | | |
| Principal | \$ 7,191,233 | \$ 6,567,195 | \$ 6,557,362 | \$ (9,833) |
| Interest | 4,181,585 | 4,203,876 | 4,200,260 | (3,616) |
| Bond Issuance Costs | - | - | 331,617 | 331,617 |
| Other Expenditures | 25,000 | 25,000 | 8,670 | (16,330) |
| Total Expenditures | <u>11,397,818</u> | <u>10,796,071</u> | <u>11,097,909</u> | <u>301,838</u> |
| Capital Asset Acquisition and Improvements | <u>1,095,191</u> | <u>1,590,227</u> | <u>1,066,571</u> | <u>(523,656)</u> |
| Infrastructure Acquisition and Improvements | <u>75,000</u> | <u>59,400</u> | <u>9,994</u> | <u>(49,406)</u> |
| Total Expenditures | <u>\$ 76,904,028</u> | <u>\$ 73,384,962</u> | <u>\$ 61,467,807</u> | <u>\$ (11,917,155)</u> |

COUNTY OF BEAVER, PENNSYLVANIA

INDIVIDUAL FUND DESIGNATIONS

DECEMBER 31, 2020 AND JUNE 30, 2020

Individual Fund Designations

Automation and Records Improvement

This fund collects fees, the proceeds of which are to be devoted to the improvement of record keeping and record management County-wide, to support development and improvement of office records management and systems, continued automation updates, and the purchase of equipment to upgrade or replace equipment needed to operate. A Records Management Committee has been established, consisting of most County row officers and the Board of Commissioners. The annual budget and expenditures from this fund are to be governed by decision of the Committee.

Act 152 Demolition

This fund collects fees, the proceeds of which are to be used for the express purpose of demolition and removal of blighted property within the County. The funds for these purposes are collected by the Recorder of Deeds.

Regional Booking Center

The Regional Booking Center (RBC) has the capabilities of identifying and processing individuals/prisoners as well as issuing emergency protection from abuse orders. Fees collected by the RBC are to be used solely for the operations and maintenance of the RBC.

Domestic Relations

This fund is established and administered for the purpose of enforcing support obligations owed by non-custodial parents to their children and the parent with whom such children are living, locating non-custodial parents, establishing paternity, obtaining child and spousal support, and assuring that assistance in obtaining support will be available for whom such assistance is requested.

Offender's Supervisory

The Offender Supervision Fee is assessed monthly against all offenders placed on probation, parole, Accelerated Rehabilitative Disposition, Probation with Verdict, and Intermediate Punishment. Currently, the money is collected by the Clerk of Courts, with 50% being retained by the County and 50% being forwarded to the State. Subsequently, the state refunds the County the funds received for the operations of the probation offices.

COUNTY OF BEAVER, PENNSYLVANIA

INDIVIDUAL FUND DESIGNATIONS

DECEMBER 31, 2020 AND JUNE 30, 2020

Individual Fund Designations - (Continued)

Victim Witness

The Victim Witness Assistance Project provides direct and indirect services to all victims of crime in Beaver County. These services include: Criminal Justice Support/Advocacy, Crisis & Follow-Up Counseling, Information/Referral, Court Accompaniment, Victim Compensation Assistance Program Claims, Restitution, Sentencing & Prison Notifications, Property Return, Witness Management, and Victim Impact Statements.

Hazardous Materials / Act 147 Grants

This fund is responsible for upgrading the County's Hazardous Materials Response Team which services all of Beaver County and provides containment of spills until private contractors arrive for clean-up. Act 147 Funds are also recorded here and are used to better prepare Beaver County for a possible accident at the Beaver Valley Nuclear Power Station. Nearly half of the funds go back to the municipalities that are within a ten mile radius of the plant for traffic control devices, radio equipment and other items necessary to complete an effective evacuation of the area.

Liquid Fuels

The purpose of the Liquid Fuels Fund is for construction, maintenance, and repair of County roads and bridges and services pertaining to such. Funds for these purposes are provided by federal and state grants.

Office on Aging

The purpose of the Beaver County Office on Aging (BCOA) is to plan and deliver a comprehensive system of social services for the citizens of Beaver County who are over the age of 60. BCOA operates under the direction of the County Commissioners to identify the needs in the communities, ensure the provision of quality services, preserve the dignity of the individual and advocate for their rights. BCOA provides and contracts for case management, home and community based care, recreation, health and wellness activities, congregate and home delivered meals, Pennsylvania Department of Aging waiver, nursing home diversion, protective services, senior center services and other programs that ensure the safety, independence and well being of older persons.

COUNTY OF BEAVER, PENNSYLVANIA

INDIVIDUAL FUND DESIGNATIONS

DECEMBER 31, 2020 AND JUNE 30, 2020

Individual Fund Designations - (Continued)

Tourist Promotion

The Tourism Tourist Promotion Fund is funded through the County's hotel/motel occupancy tax, which is a 3% gross receipts tax collected by innkeepers within the County from each transaction of renting sleeping rooms to transients. By ordinance, the recognized tourist promotion agency shall only use these tax revenues to directly fund County-wide tourist promotion activities and its operational expenses. When available, the Tourism Department also applies for state tourism grants on a yearly basis from the Department of Economic Development, which specifies by law how those funds can be used relative to regional or county tourism promotional activities.

Anti-Drug Task Force / Educational

This fund is administered by the County District Attorney (DA) to keep proceeds and property seized during drug investigations. The funds seized are to be used for expenditures related to drug investigations, community based drug fighting programs and for relocation and protection of witnesses in criminal cases. Forfeitures originating from participating municipalities are also turned in to this fund and then shared with that municipality. In addition to drug-related forfeitures, the fund earns revenues from a grant provided by the State Attorney General's Office. This grant is paid out in quarterly installments after submission and approval of quarterly activity reports by the DA. The DA Education Fund was established to track non-drug related forfeitures and to provide for educational and other funding necessary to the operations of the DA's Office.

Courtroom Improvement

This fund was re-established in 2008 for the purpose of funding court office capital improvements and establishing funding obligations and methods for the court. It is funded by monies remaining in the Driving Under the Influence (DUI), Under Age Drinking (UAD), and Positive Transition: Educational programs consisting of revenue over expenditures. These funds are transferred annually at the time of financial closing by the County Controller.

COUNTY OF BEAVER, PENNSYLVANIA

INDIVIDUAL FUND DESIGNATIONS

DECEMBER 31, 2020 AND JUNE 30, 2020

Individual Fund Designations - (Continued)

Capital Reserve

This fund was established for the purpose of funding various capital improvement projects in County parks, County-owned buildings, and other County facilities. Revenues are earned through funding earmarked by the County Commissioners.

Act 13 Marcellus Unconventional Well

The Act 13 Marcellus Unconventional Gas Well Fund is funded by distributions of unconventional gas well impact fees as required by Act 13 of 2012. The funding is to be used for abandoned mine drainage abatement, abandoned well plugging, sewage treatment, greenways, trails and recreation, baseline water quality data, watershed restoration, flood control, and to cover the local impacts of drilling.

Act 13 Marcellus Legacy

The Act 13 Marcellus Legacy Fund is funded by distributions of unconventional gas well impact fees as required by Act 13 of 2012. The funding is to be used for abandoned mine drainage abatement, abandoned well plugging, sewage treatment, greenways, trails and recreation, baseline water quality data, watershed restoration, flood control, and to cover the local impacts of drilling.

2020 GOB Reassessment

This fund was established to account for all purchases made using the proceeds of the General Obligation Bonds Series of 2020.

COUNTY OF BEAVER, PENNSYLVANIA

**COMBINING BALANCE SHEET
NON-MAJOR GOVERNMENTAL FUNDS**

DECEMBER 31, 2020

| | Special Revenue | | | | | |
|---|--|-----------------------|-------------------------------|-----------------------|---------------------------|-------------------|
| | Automation and Records Improvement | Act 152 Demolition | Regional Booking Center | Domestic Relations | Offender's Supervisory | Victim Witness |
| Assets | | | | | | |
| Cash and Cash Equivalents | \$ 651,321 | \$ 493,560 | \$ 87,531 | \$ 464,542 | \$ 264,653 | \$ 35,450 |
| Receivables | - | - | 9,533 | 642,657 | 29,069 | 46,527 |
| Prepaid Items | - | - | - | - | - | - |
| Interfund Receivables | - | - | - | - | - | - |
| Total Assets | <u>\$ 651,321</u> | <u>\$ 493,560</u> | <u>\$ 97,064</u> | <u>\$ 1,107,199</u> | <u>\$ 293,722</u> | <u>\$ 81,977</u> |
| Liabilities | | | | | | |
| Accounts Payable | \$ 72 | \$ - | \$ 477 | \$ 1,731 | \$ - | \$ 99 |
| Accrued Wages & Payroll Costs | - | - | - | 32,361 | - | 2,168 |
| Unearned Revenues | - | - | - | - | - | - |
| Interfund Payable | - | - | - | 589,847 | - | 51,562 |
| Total Liabilities | <u>72</u> | <u>-</u> | <u>477</u> | <u>623,939</u> | <u>-</u> | <u>53,829</u> |
| Deferred Inflows of Resources | | | | | | |
| Unavailable Revenues | - | - | - | 592,425 | - | - |
| Fund Balance (Deficit) | | | | | | |
| Non-Spendable: | | | | | | |
| Prepaid Items | - | - | - | - | - | - |
| Restricted: | | | | | | |
| Other | 651,249 | 493,560 | 96,587 | - | 293,722 | 28,148 |
| Committed: | | | | | | |
| Capital Projects | - | - | - | - | - | - |
| Assigned: | | | | | | |
| Purchases on Order | - | - | - | - | - | - |
| Unassigned: | - | - | - | (109,165) | - | - |
| Total Fund Balance (Deficit) | <u>651,249</u> | <u>493,560</u> | <u>96,587</u> | <u>(109,165)</u> | <u>293,722</u> | <u>28,148</u> |
| Total Liabilities, Deferred Inflows of Resources, and Fund Balance (Deficit) | <u>\$ 651,321</u> | <u>\$ 493,560</u> | <u>\$ 97,064</u> | <u>\$ 1,107,199</u> | <u>\$ 293,722</u> | <u>\$ 81,977</u> |

Exhibit B (Page 1 of 3)

COUNTY OF BEAVER, PENNSYLVANIA
COMBINING BALANCE SHEET (CONTINUED)
NON-MAJOR GOVERNMENTAL FUNDS

DECEMBER 31, 2020

| | Special Revenue | | | | | Total |
|---|---|---------------------|---------------------|----------------------|--|----------------------|
| | Hazardous Materials/ Act 147 Grants | Liquid Fuels | Office on Aging | Tourist Promotion | Anti-Drug Task Force / Educational | |
| Assets | | | | | | |
| Cash and Cash Equivalents | \$ 185,112 | \$ 4,830,377 | \$ 2,021,261 | \$ 640,099 | \$ 223,969 | \$ 9,897,875 |
| Receivables | 10,111 | 7,976 | 87,427 | 68,956 | 684 | 902,940 |
| Prepaid Items | 4,165 | - | - | 295 | - | 4,460 |
| Interfund Receivables | - | - | 157 | - | - | 157 |
| Total Assets | <u>\$ 199,388</u> | <u>\$ 4,838,353</u> | <u>\$ 2,108,845</u> | <u>\$ 709,350</u> | <u>\$ 224,653</u> | <u>\$ 10,805,432</u> |
| Liabilities | | | | | | |
| Accounts Payable | \$ 3,524 | \$ 59,928 | \$ 363,200 | \$ 3,498 | \$ 21,558 | \$ 454,087 |
| Accrued Wages & Payroll Costs | - | 811 | 39,332 | 641 | 728 | 76,041 |
| Unearned Revenues | 96,487 | - | - | - | - | 96,487 |
| Interfund Payable | 6,000 | 5,716 | 59,123 | 1,585 | 3,731 | 717,564 |
| Total Liabilities | <u>106,011</u> | <u>66,455</u> | <u>461,655</u> | <u>5,724</u> | <u>26,017</u> | <u>1,344,179</u> |
| Deferred Inflows of Resources | | | | | | |
| Unavailable Revenues | 10,111 | - | - | - | - | 602,536 |
| Fund Balance (Deficit) | | | | | | |
| Non-Spendable: | | | | | | |
| Prepaid Items | 4,165 | - | - | 295 | - | 4,460 |
| Restricted: | | | | | | |
| Other | 79,101 | 4,771,898 | 1,647,190 | 703,331 | 198,636 | 8,963,422 |
| Committed: | | | | | | |
| Capital Projects | - | - | - | - | - | - |
| Assigned: | | | | | | |
| Purchases on Order | - | - | - | - | - | - |
| Unassigned: | - | - | - | - | - | (109,165) |
| Total Fund Balance (Deficit) | <u>83,266</u> | <u>4,771,898</u> | <u>1,647,190</u> | <u>703,626</u> | <u>198,636</u> | <u>8,858,717</u> |
| Total Liabilities, Deferred Inflows of Resources, and Fund Balance (Deficit) | <u>\$ 199,388</u> | <u>\$ 4,838,353</u> | <u>\$ 2,108,845</u> | <u>\$ 709,350</u> | <u>\$ 224,653</u> | <u>\$ 10,805,432</u> |

Exhibit B (Page 2 of 3)

COUNTY OF BEAVER, PENNSYLVANIA
COMBINING BALANCE SHEET (CONTINUED)
NON-MAJOR GOVERNMENTAL FUNDS

DECEMBER 31, 2020

| | Capital Projects | | | | | Total | Non-Major Governmental Funds Total |
|---|--------------------------|--------------------|---|----------------------------|--------------------------|---------------------|--|
| | Courtroom Improvement | Capital Reserve | Act 13 Marcellus Unconventional Well | Act 13 Marcellus Legacy | 2020 GOB Reassessment | | |
| Assets | | | | | | | |
| Cash and Cash Equivalents | \$ 374,390 | \$ 628,922 | \$ 771,500 | \$ 770,464 | \$ 4,853,137 | \$ 7,398,413 | \$ 17,296,288 |
| Receivables | - | - | - | - | - | - | 902,940 |
| Prepaid Items | - | - | - | - | 1,500 | 1,500 | 5,960 |
| Interfund Receivables | 73,987 | - | 494,895 | 139,163 | 2,177 | 710,222 | 710,379 |
| Total Assets | <u>\$ 448,377</u> | <u>\$ 628,922</u> | <u>\$ 1,266,395</u> | <u>\$ 909,627</u> | <u>\$ 4,856,814</u> | <u>\$ 8,110,135</u> | <u>\$ 18,915,567</u> |
| Liabilities | | | | | | | |
| Accounts Payable | \$ 7,584 | - | - | - | \$ 228,407 | \$ 235,991 | \$ 690,078 |
| Accrued Wages & Payroll Costs | - | - | - | - | - | - | 76,041 |
| Unearned Revenues | - | - | - | - | - | - | 96,487 |
| Interfund Payable | - | 634,058 | - | - | - | 634,058 | 1,351,622 |
| Total Liabilities | <u>7,584</u> | <u>634,058</u> | <u>-</u> | <u>-</u> | <u>228,407</u> | <u>870,049</u> | <u>2,214,228</u> |
| Deferred Inflows of Resources | | | | | | | |
| Unavailable Revenues | - | - | - | - | - | - | 602,536 |
| Fund Balance (Deficit) | | | | | | | |
| Non-Spendable: | | | | | | | |
| Prepaid Items | - | - | - | - | 1,500 | 1,500 | 5,960 |
| Restricted: | | | | | | | |
| Other | - | - | - | - | - | - | 8,963,422 |
| Committed: | | | | | | | |
| Capital Projects | 440,793 | - | 1,266,395 | 909,627 | 4,626,907 | 7,243,722 | 7,243,722 |
| Assigned: | | | | | | | |
| Purchases on Order | - | - | - | - | - | - | - |
| Unassigned: | - | (5,136) | - | - | - | (5,136) | (114,301) |
| Total Fund Balance (Deficit) | <u>440,793</u> | <u>(5,136)</u> | <u>1,266,395</u> | <u>909,627</u> | <u>4,628,407</u> | <u>7,240,086</u> | <u>16,098,803</u> |
| Total Liabilities, Deferred Inflows of Resources, and Fund Balance (Deficit) | <u>\$ 448,377</u> | <u>\$ 628,922</u> | <u>\$ 1,266,395</u> | <u>\$ 909,627</u> | <u>\$ 4,856,814</u> | <u>\$ 8,110,135</u> | <u>\$ 18,915,567</u> |

Exhibit B (Page 3 of 3)

COUNTY OF BEAVER, PENNSYLVANIA

**COMBINING STATEMENT OF REVENUES, EXPENDITURES
AND CHANGES IN FUND BALANCE
NON-MAJOR GOVERNMENTAL FUNDS**

YEAR ENDED DECEMBER 31, 2020

| | Special Revenue | | | | | |
|--|--|-----------------------|-------------------------------|-----------------------|---------------------------|-------------------|
| | Automation and Records Improvement | Act 152 Demolition | Regional Booking Center | Domestic Relations | Offender's Supervisory | Victim Witness |
| Revenues | | | | | | |
| Intergovernmental Revenues | \$ - | \$ - | \$ - | \$ 1,538,137 | \$ 349,467 | \$ 183,482 |
| Departmental Earnings | 164,828 | 168,330 | 103,118 | 15,049 | 387,349 | - |
| Interest | 231 | - | - | 19 | 50 | 2 |
| Local Hotel Room Tax | - | - | - | - | - | - |
| Miscellaneous | - | - | - | - | - | - |
| Total Revenues | 165,059 | 168,330 | 103,118 | 1,553,205 | 736,866 | 183,484 |
| Expenditures | | | | | | |
| Current | | | | | | |
| General Government | 35,239 | - | - | - | - | - |
| Judicial | - | - | 15,818 | 2,854,542 | 39,958 | 185,295 |
| Public Safety | - | - | - | - | - | - |
| Public Works and Enterprises | - | - | - | - | - | - |
| Culture, Recreation and Conservation | - | - | - | - | - | - |
| Economic Development | - | - | - | - | - | - |
| Intergovernmental | | | | | | |
| Human Services | - | - | - | - | - | - |
| Debt Service | | | | | | |
| Principal | - | - | - | - | - | - |
| Interest | - | - | - | - | - | - |
| Bond Issuance Costs | - | - | - | - | - | - |
| Capital Outlay | | | | | | |
| Capital Asset Acquisition and Improvement | 23,606 | - | - | - | - | - |
| Infrastructure Acquisition and Improvement | - | - | - | - | - | - |
| Total Expenditures | 58,845 | - | 15,818 | 2,854,542 | 39,958 | 185,295 |
| Excess (Deficiency) of Revenues Over (Under) Expenditures | 106,214 | 168,330 | 87,300 | (1,301,337) | 696,908 | (1,811) |
| Other Financing Sources (Uses) | | | | | | |
| Issuance of Long-Term Debt | - | - | - | - | - | - |
| Original Issue Premium | - | - | - | - | - | - |
| Transfers From Other Funds | - | - | - | 1,036,129 | - | - |
| Transfers To Other Funds | (7,500) | - | - | - | (550,000) | - |
| Total Other Financing Sources (Uses) | (7,500) | - | - | 1,036,129 | (550,000) | - |
| Net Change in Fund Balance (Deficit) | 98,714 | 168,330 | 87,300 | (265,208) | 146,908 | (1,811) |
| Fund Balance (Deficit) - Beginning | 552,535 | 325,230 | 9,287 | 156,043 | 146,814 | 29,959 |
| Fund Balance (Deficit) - Ending | \$ 651,249 | \$ 493,560 | \$ 96,587 | \$ (109,165) | \$ 293,722 | \$ 28,148 |

COUNTY OF BEAVER, PENNSYLVANIA

COMBINING STATEMENT OF REVENUES, EXPENDITURES AND CHANGES IN FUND BALANCE (CONTINUED) NON-MAJOR GOVERNMENTAL FUNDS

YEAR ENDED DECEMBER 31, 2020

| | Special Revenue | | | | | Total |
|--|---|---------------------|---------------------|----------------------|--|---------------------|
| | Hazardous Materials/ Act 147 Grants | Liquid Fuels | Office on Aging | Tourist Promotion | Anti-Drug Task Force / Educational | |
| Revenues | | | | | | |
| Intergovernmental Revenues | \$ 128,164 | \$ 2,438,379 | \$ 4,715,467 | \$ - | \$ 124,575 | \$ 9,477,671 |
| Departmental Earnings | - | 15,203 | 348,213 | 17 | 230,348 | 1,432,455 |
| Interest | 15 | 273 | 214 | 49 | 922 | 1,775 |
| Local Hotel Room Tax | - | - | - | 504,778 | - | 504,778 |
| Miscellaneous | 1,550 | 459 | - | - | - | 2,009 |
| Total Revenues | <u>129,729</u> | <u>2,454,314</u> | <u>5,063,894</u> | <u>504,844</u> | <u>355,845</u> | <u>11,418,688</u> |
| Expenditures | | | | | | |
| Current | | | | | | |
| General Government | - | - | - | - | - | 35,239 |
| Judicial | - | - | - | - | 347,041 | 3,442,654 |
| Public Safety | 117,641 | - | - | - | - | 117,641 |
| Public Works and Enterprises | - | 513,304 | - | - | - | 513,304 |
| Culture, Recreation and Conservation | - | - | - | 348,819 | - | 348,819 |
| Economic Development | - | - | - | - | - | - |
| Intergovernmental | | | | | | |
| Human Services | - | - | 4,918,699 | - | - | 4,918,699 |
| Debt Service | | | | | | |
| Principal | 6,924 | 1,932 | 1,465 | - | - | 10,321 |
| Interest | - | - | - | - | - | - |
| Bond Issuance Costs | - | - | - | - | - | - |
| Capital Outlay | | | | | | |
| Capital Asset Acquisition and Improvement | - | - | 44,899 | - | - | 68,505 |
| Infrastructure Acquisition and Improvement | - | 1,520,368 | - | - | - | 1,520,368 |
| Total Expenditures | <u>124,565</u> | <u>2,035,604</u> | <u>4,965,063</u> | <u>348,819</u> | <u>347,041</u> | <u>10,975,550</u> |
| Excess (Deficiency) of Revenues Over (Under) Expenditures | 5,164 | 418,710 | 98,831 | 156,025 | 8,804 | 443,138 |
| Other Financing Sources (Uses) | | | | | | |
| Issuance of Long-Term Debt | - | - | - | - | - | - |
| Original Issue Premium | - | - | - | - | - | - |
| Transfers From Other Funds | - | - | 25,000 | - | - | 1,061,129 |
| Transfers To Other Funds | - | - | - | - | - | (557,500) |
| Total Other Financing Sources (Uses) | <u>-</u> | <u>-</u> | <u>25,000</u> | <u>-</u> | <u>-</u> | <u>503,629</u> |
| Net Change in Fund Balance (Deficit) | 5,164 | 418,710 | 123,831 | 156,025 | 8,804 | 946,767 |
| Fund Balance (Deficit) - Beginning | <u>78,102</u> | <u>4,353,188</u> | <u>1,523,359</u> | <u>547,601</u> | <u>189,832</u> | <u>7,911,950</u> |
| Fund Balance (Deficit) - Ending | <u>\$ 83,266</u> | <u>\$ 4,771,898</u> | <u>\$ 1,647,190</u> | <u>\$ 703,626</u> | <u>\$ 198,636</u> | <u>\$ 8,858,717</u> |

COUNTY OF BEAVER, PENNSYLVANIA

COMBINING STATEMENT OF REVENUES, EXPENDITURES AND CHANGES IN FUND BALANCE (CONTINUED) NON-MAJOR GOVERNMENTAL FUNDS

YEAR ENDED DECEMBER 31, 2020

| | Capital Projects | | | | | Total | Non-Major Governmental Funds Total |
|--|--------------------------|--------------------|---|----------------------------|--------------------------|---------------------|--|
| | Courtroom Improvement | Capital Reserve | Act 13 Marcellus Unconventional Well | Act 13 Marcellus Legacy | 2020 GOB Reassessment | | |
| Revenues | | | | | | | |
| Intergovernmental Revenues | \$ 19,077 | \$ - | \$ - | \$ - | \$ - | \$ 19,077 | \$ 9,496,748 |
| Departmental Earnings | - | - | 494,895 | 139,163 | - | 634,058 | 2,066,513 |
| Interest | 38 | 33,979 | 258 | 258 | 1,859 | 36,392 | 38,167 |
| Local Hotel Room Tax | - | - | - | - | - | - | 504,778 |
| Miscellaneous | - | - | - | - | - | - | 2,009 |
| Total Revenues | <u>19,115</u> | <u>33,979</u> | <u>495,153</u> | <u>139,421</u> | <u>1,859</u> | <u>689,527</u> | <u>12,108,215</u> |
| Expenditures | | | | | | | |
| Current | | | | | | | |
| General Government | 55,594 | 296,207 | - | - | 2,018,852 | 2,370,653 | 2,405,892 |
| Judicial | - | - | - | - | - | - | 3,442,654 |
| Public Safety | - | - | - | - | - | - | 117,641 |
| Public Works and Enterprises | - | - | - | - | - | - | 513,304 |
| Culture, Recreation and Conservation | - | - | - | - | - | - | 348,819 |
| Economic Development | - | - | - | - | - | - | - |
| Intergovernmental | | | | | | | |
| Human Services | - | - | - | - | - | - | 4,918,699 |
| Debt Service | | | | | | | |
| Principal | - | 50,782 | - | - | - | 50,782 | 61,103 |
| Interest | - | 13,258 | - | - | - | 13,258 | 13,258 |
| Bond Issuance Costs | - | - | - | - | 108,048 | 108,048 | 108,048 |
| Capital Outlay | | | | | | | |
| Capital Asset Acquisition and Improvement | 25,702 | - | - | - | 377,840 | 403,542 | 472,047 |
| Infrastructure Acquisition and Improvement | - | - | - | - | - | - | 1,520,368 |
| Total Expenditures | <u>81,296</u> | <u>360,247</u> | <u>-</u> | <u>-</u> | <u>2,504,740</u> | <u>2,946,283</u> | <u>13,921,833</u> |
| Excess (Deficiency) of Revenues Over (Under) Expenditures | (62,181) | (326,268) | 495,153 | 139,421 | (2,502,881) | (2,256,756) | (1,813,618) |
| Other Financing Sources (Uses) | | | | | | | |
| Issuance of Long-Term Debt | - | - | - | - | 6,385,000 | 6,385,000 | 6,385,000 |
| Original Issue Premium | - | - | - | - | 746,288 | 746,288 | 746,288 |
| Transfers From Other Funds | 73,987 | - | - | - | - | 73,987 | 1,135,116 |
| Transfers To Other Funds | - | - | - | - | - | - | (557,500) |
| Total Other Financing Sources (Uses) | <u>73,987</u> | <u>-</u> | <u>-</u> | <u>-</u> | <u>7,131,288</u> | <u>7,205,275</u> | <u>7,708,904</u> |
| Net Change in Fund Balance (Deficit) | 11,806 | (326,268) | 495,153 | 139,421 | 4,628,407 | 4,948,519 | 5,895,286 |
| Fund Balance (Deficit) - Beginning | 428,987 | 321,132 | 771,242 | 770,206 | - | 2,291,567 | 10,203,517 |
| Fund Balance (Deficit) - Ending | <u>\$ 440,793</u> | <u>\$ (5,136)</u> | <u>\$ 1,266,395</u> | <u>\$ 909,627</u> | <u>\$ 4,628,407</u> | <u>\$ 7,240,086</u> | <u>\$ 16,098,803</u> |

COUNTY OF BEAVER, PENNSYLVANIA

**SCHEDULE OF REVENUES, EXPENDITURES AND CHANGES IN
FUND BALANCE - BUDGET AND ACTUAL
SPECIAL REVENUES FUND**

FOR THE YEAR ENDED DECEMBER 31, 2020

| | Budget | | Actual | Variance |
|--|------------------|------------------|-------------------|-------------------|
| | Original | Final | | Over (Under) |
| General Government | | | | |
| Automation and Records Improvement | | | | |
| Revenues | | | | |
| Departmental Earnings | \$ 144,500 | \$ 154,500 | \$ 164,828 | \$ 10,328 |
| Interest | 520 | 524 | 231 | (293) |
| Total Revenues | <u>145,020</u> | <u>155,024</u> | <u>165,059</u> | <u>10,035</u> |
| Expenditures | | | | |
| Personnel Expense | 400 | 725 | - | (725) |
| Consultant/Contracted Services | 10,000 | 10,450 | 450 | (10,000) |
| Supplies & Minor Equipment | 48,350 | 58,394 | 34,789 | (23,605) |
| Transportation | 7,000 | 4,805 | - | (4,805) |
| Capital Asset Acquisition and Improvement | 133,000 | 141,700 | 23,606 | (118,094) |
| Total Expenditures | <u>198,750</u> | <u>216,074</u> | <u>58,845</u> | <u>(157,229)</u> |
| Excess (Deficiency) of Revenues Over (Under) Expenditures | (53,730) | (61,050) | 106,214 | 167,264 |
| Other Financing Sources (Uses) | | | | |
| Transfers To Other Funds | - | (7,500) | (7,500) | - |
| Total Other Financing Sources (Uses) | <u>-</u> | <u>(7,500)</u> | <u>(7,500)</u> | <u>-</u> |
| Net Change in Fund Balance (Deficit) | (53,730) | (68,550) | 98,714 | 167,264 |
| Fund Balance (Deficit) - Beginning | <u>91,330</u> | <u>153,330</u> | <u>552,535</u> | <u>399,205</u> |
| Fund Balance (Deficit) - Ending | <u>\$ 37,600</u> | <u>\$ 84,780</u> | <u>\$ 651,249</u> | <u>\$ 566,469</u> |

COUNTY OF BEAVER, PENNSYLVANIA

**SCHEDULE OF REVENUES, EXPENDITURES AND CHANGES IN
FUND BALANCE - BUDGET AND ACTUAL
SPECIAL REVENUES FUND**

FOR THE YEAR ENDED DECEMBER 31, 2020

| | Budget | | Actual | Variance |
|--|-------------------|-------------------|-------------------|------------------|
| | Original | Final | | Over (Under) |
| <u>General Government</u> | | | | |
| Act 152 Demolition | | | | |
| Revenues | | | | |
| Departmental Earnings | \$ 115,000 | \$ 115,000 | \$ 168,330 | \$ 53,330 |
| Total Revenues | <u>115,000</u> | <u>115,000</u> | <u>168,330</u> | <u>53,330</u> |
| Excess (Deficiency) of Revenues Over (Under) Expenditures | 115,000 | 115,000 | 168,330 | 53,330 |
| Fund Balance (Deficit) - Beginning | <u>282,735</u> | <u>282,735</u> | <u>325,230</u> | <u>42,495</u> |
| Fund Balance (Deficit) - Ending | <u>\$ 397,735</u> | <u>\$ 397,735</u> | <u>\$ 493,560</u> | <u>\$ 95,825</u> |

COUNTY OF BEAVER, PENNSYLVANIA

**SCHEDULE OF REVENUES, EXPENDITURES AND CHANGES IN
FUND BALANCE - BUDGET AND ACTUAL
SPECIAL REVENUES FUND**

FOR THE YEAR ENDED DECEMBER 31, 2020

| | Budget | | Actual | Variance |
|--|-------------------|-------------------|------------------|--------------------|
| | Original | Final | | Over (Under) |
| Judicial | | | | |
| Regional Booking Center | | | | |
| Revenues | | | | |
| Departmental Earnings | \$ 164,000 | \$ 164,000 | \$ 103,118 | \$ (60,882) |
| Total Revenues | <u>164,000</u> | <u>164,000</u> | <u>103,118</u> | <u>(60,882)</u> |
| Expenditures | | | | |
| Salaries & Benefits | 13,594 | 13,594 | - | (13,594) |
| Supplies & Minor Equipment | 15,000 | 15,000 | 14,845 | (155) |
| Other Expenditures | - | 973 | 973 | - |
| Total Expenditures | <u>28,594</u> | <u>29,567</u> | <u>15,818</u> | <u>(13,749)</u> |
| Excess (Deficiency) of Revenues Over (Under) Expenditures | 135,406 | 134,433 | 87,300 | (47,133) |
| Fund Balance (Deficit) - Beginning | <u>-</u> | <u>-</u> | <u>9,287</u> | <u>9,287</u> |
| Fund Balance (Deficit) - Ending | <u>\$ 135,406</u> | <u>\$ 134,433</u> | <u>\$ 96,587</u> | <u>\$ (37,846)</u> |

COUNTY OF BEAVER, PENNSYLVANIA

**SCHEDULE OF REVENUES, EXPENDITURES AND CHANGES IN
FUND BALANCE - BUDGET AND ACTUAL
SPECIAL REVENUES FUND**

FOR THE YEAR ENDED DECEMBER 31, 2020

| | Budget | | Actual | Variance |
|--|------------------|------------------|---------------------|---------------------|
| | Original | Final | | Over (Under) |
| Judicial | | | | |
| Domestic Relations | | | | |
| Revenues | | | | |
| Intergovernmental Revenues | \$ 1,937,955 | \$ 1,854,935 | \$ 1,538,137 | \$ (316,798) |
| Departmental Earnings | 22,000 | 22,000 | 15,049 | (6,951) |
| Interest | 99 | 99 | 19 | (80) |
| Total Revenues | <u>1,960,054</u> | <u>1,877,034</u> | <u>1,553,205</u> | <u>(323,829)</u> |
| Expenditures | | | | |
| Salaries & Benefits | 2,628,822 | 2,654,876 | 2,654,167 | (709) |
| Personnel Expense | 9,321 | 9,321 | 6,226 | (3,095) |
| Occupancy | 3,600 | 3,600 | 2,659 | (941) |
| Communication | 26,650 | 16,223 | 15,572 | (651) |
| Supplies & Minor Equipment | 17,100 | 16,930 | 9,942 | (6,988) |
| Consultant/Contracted Services | 24,600 | 24,600 | 6,955 | (17,645) |
| Transportation | 10,000 | 10,000 | 523 | (9,477) |
| Other Expenditures | 198,735 | 198,905 | 158,498 | (40,407) |
| Total Expenditures | <u>2,918,828</u> | <u>2,934,455</u> | <u>2,854,542</u> | <u>(79,913)</u> |
| Excess (Deficiency) of Revenues Over (Under) Expenditures | (958,774) | (1,057,421) | (1,301,337) | (243,916) |
| Other Financing Sources (Uses) | | | | |
| Transfers From Other Funds | 953,110 | 1,036,130 | 1,036,129 | (1) |
| Total Other Financing Sources (Uses) | <u>953,110</u> | <u>1,036,130</u> | <u>1,036,129</u> | <u>(1)</u> |
| Net Change in Fund Balance (Deficit) | (5,664) | (21,291) | (265,208) | (243,917) |
| Fund Balance (Deficit) - Beginning | <u>5,664</u> | <u>21,291</u> | <u>156,043</u> | <u>134,752</u> |
| Fund Balance (Deficit) - Ending | <u>\$ -</u> | <u>\$ -</u> | <u>\$ (109,165)</u> | <u>\$ (109,165)</u> |

COUNTY OF BEAVER, PENNSYLVANIA

**SCHEDULE OF REVENUES, EXPENDITURES AND CHANGES IN
FUND BALANCE - BUDGET AND ACTUAL
SPECIAL REVENUES FUND**

FOR THE YEAR ENDED DECEMBER 31, 2020

| | Budget | | Actual | Variance |
|--|------------------|------------------|-------------------|-------------------|
| | Original | Final | | Over (Under) |
| Judicial | | | | |
| Offender's Supervisory | | | | |
| Revenues | | | | |
| Intergovernmental Revenues | \$ 290,000 | \$ 290,000 | \$ 349,467 | \$ 59,467 |
| Departmental Earnings | 300,000 | 300,000 | 387,349 | 87,349 |
| Interest | - | - | 50 | 50 |
| Total Revenues | <u>590,000</u> | <u>590,000</u> | <u>736,866</u> | <u>146,866</u> |
| Expenditures | | | | |
| Supplies & Minor Equipment | 10,000 | 40,000 | 39,958 | (42) |
| Total Expenditures | <u>10,000</u> | <u>40,000</u> | <u>39,958</u> | <u>(42)</u> |
| Excess (Deficiency) of Revenues Over (Under) Expenditures | 580,000 | 550,000 | 696,908 | 146,908 |
| Other Financing Sources (Uses) | | | | |
| Transfers To Other Funds | <u>(580,000)</u> | <u>(550,000)</u> | <u>(550,000)</u> | <u>-</u> |
| Total Other Financing Sources (Uses) | <u>(580,000)</u> | <u>(550,000)</u> | <u>(550,000)</u> | <u>-</u> |
| Net Change in Fund Balance (Deficit) | - | - | 146,908 | 146,908 |
| Fund Balance (Deficit) - Beginning | <u>-</u> | <u>-</u> | <u>146,814</u> | <u>146,814</u> |
| Fund Balance (Deficit) - Ending | <u>\$ -</u> | <u>\$ -</u> | <u>\$ 293,722</u> | <u>\$ 293,722</u> |

COUNTY OF BEAVER, PENNSYLVANIA

**SCHEDULE OF REVENUES, EXPENDITURES AND CHANGES IN
FUND BALANCE - BUDGET AND ACTUAL
SPECIAL REVENUES FUND**

FOR THE YEAR ENDED DECEMBER 31, 2020

| | Budget | | Actual | Variance |
|--|------------------|------------------|------------------|------------------|
| | Original | Final | | Over (Under) |
| Judicial | | | | |
| Victim Witness | | | | |
| Revenues | | | | |
| Intergovernmental Revenues | \$ 256,049 | \$ 256,049 | \$ 183,482 | \$ (72,567) |
| Interest | - | - | 2 | 2 |
| Total Revenues | <u>256,049</u> | <u>256,049</u> | <u>183,484</u> | <u>(72,565)</u> |
| Expenditures | | | | |
| Salaries & Benefits | 198,710 | 202,715 | 180,610 | (22,105) |
| Personnel Expense | - | 532 | 444 | (88) |
| Occupancy | - | - | 237 | 237 |
| Communication | 280 | 280 | - | (280) |
| Supplies & Minor Equipment | 16,598 | 18,598 | 4,004 | (14,594) |
| Transportation | 1,920 | 1,920 | - | (1,920) |
| Other Expenditures | 25,421 | 19,273 | - | (19,273) |
| Total Expenditures | <u>242,929</u> | <u>243,318</u> | <u>185,295</u> | <u>(58,023)</u> |
| Excess (Deficiency) of Revenues Over (Under) Expenditures | 13,120 | 12,731 | (1,811) | (14,542) |
| Fund Balance (Deficit) - Beginning | <u>-</u> | <u>-</u> | <u>29,959</u> | <u>29,959</u> |
| Fund Balance (Deficit) - Ending | <u>\$ 13,120</u> | <u>\$ 12,731</u> | <u>\$ 28,148</u> | <u>\$ 15,417</u> |

COUNTY OF BEAVER, PENNSYLVANIA

**SCHEDULE OF REVENUES, EXPENDITURES AND CHANGES IN
FUND BALANCE - BUDGET AND ACTUAL
SPECIAL REVENUES FUND**

FOR THE YEAR ENDED DECEMBER 31, 2020

| | Budget | | Actual | Variance |
|--|----------------|----------------|------------------|------------------|
| | Original | Final | | Over (Under) |
| Public Safety | | | | |
| Hazardous Materials / Act 147 Grants | | | | |
| Revenues | | | | |
| Intergovernmental Revenues | \$ 180,332 | \$ 180,332 | \$ 128,164 | \$ (52,168) |
| Interest | 15 | 15 | 15 | - |
| Miscellaneous | 250 | 250 | 1,550 | 1,300 |
| Total Revenues | <u>180,597</u> | <u>180,597</u> | <u>129,729</u> | <u>(50,868)</u> |
| Expenditures | | | | |
| Salaries & Benefits | - | 20,000 | 20,000 | - |
| Personnel Expense | 16,500 | 17,900 | 12,009 | (5,891) |
| Consultant/Contracted Services | 29,940 | 27,440 | 7,511 | (19,929) |
| Occupancy | 22,900 | 26,900 | 26,130 | (770) |
| Communication | 6,000 | 6,000 | 5,839 | (161) |
| Supplies & Minor Equipment | 39,892 | 31,899 | 24,559 | (7,340) |
| Transportation | 7,500 | 5,000 | - | (5,000) |
| Principal | 7,620 | 7,495 | 6,924 | (571) |
| Other Expenditures | 57,950 | 39,575 | 21,593 | (17,982) |
| Capital Asset Acquisition and Improvement | 32,295 | 32,295 | - | (32,295) |
| Total Expenditures | <u>220,597</u> | <u>214,504</u> | <u>124,565</u> | <u>(89,939)</u> |
| Excess (Deficiency) of Revenues Over (Under) Expenditures | (40,000) | (33,907) | 5,164 | 39,071 |
| Fund Balance (Deficit) - Beginning | <u>40,000</u> | <u>33,907</u> | <u>78,102</u> | <u>44,195</u> |
| Fund Balance (Deficit) - Ending | <u>\$ -</u> | <u>\$ -</u> | <u>\$ 83,266</u> | <u>\$ 83,266</u> |

Exhibit D (Page 7 of 11)

COUNTY OF BEAVER, PENNSYLVANIA

**SCHEDULE OF REVENUES, EXPENDITURES AND CHANGES IN
FUND BALANCE - BUDGET AND ACTUAL
SPECIAL REVENUES FUND**

FOR THE YEAR ENDED DECEMBER 31, 2020

| | Budget | | Actual | Variance |
|--|-------------------|------------------|---------------------|---------------------|
| | Original | Final | | Over (Under) |
| Public Works and Enterprises | | | | |
| Liquid Fuels | | | | |
| Revenues | | | | |
| Intergovernmental Revenues | \$ 2,328,500 | \$ 2,409,270 | \$ 2,438,379 | \$ 29,109 |
| Departmental Earnings | 22,350 | 22,350 | 15,203 | (7,147) |
| Interest | 120 | 120 | 273 | 153 |
| Miscellaneous | - | - | 459 | 459 |
| Total Revenues | <u>2,350,970</u> | <u>2,431,740</u> | <u>2,454,314</u> | <u>22,574</u> |
| Expenditures | | | | |
| Salaries & Benefits | 74,877 | 74,877 | 73,808 | (1,069) |
| Personnel Expense | 18 | 18 | 18 | - |
| Consultant/Contracted Services | 462,600 | 462,600 | 183,447 | (279,153) |
| Communication | 2,750 | 1,641 | 621 | (1,020) |
| Supplies & Minor Equipment | 15,300 | 20,218 | 10,271 | (9,947) |
| Principal | 1,932 | 2,206 | 1,932 | (274) |
| Other Expenditures | 267,500 | 277,902 | 245,139 | (32,763) |
| Capital Asset Acquisition and Improvement | 115,000 | 110,000 | - | (110,000) |
| Infrastructure Acquisition and Improvement | 860,000 | 1,790,770 | 1,520,368 | (270,402) |
| Total Expenditures | <u>1,799,977</u> | <u>2,740,232</u> | <u>2,035,604</u> | <u>(704,628)</u> |
| Excess (Deficiency) of Revenues Over (Under) Expenditures | 550,993 | (308,492) | 418,710 | 727,202 |
| Fund Balance (Deficit) - Beginning | <u>-</u> | <u>308,492</u> | <u>4,353,188</u> | <u>4,044,696</u> |
| Fund Balance (Deficit) - Ending | <u>\$ 550,993</u> | <u>\$ -</u> | <u>\$ 4,771,898</u> | <u>\$ 4,771,898</u> |

Exhibit D (Page 8 of 11)

COUNTY OF BEAVER, PENNSYLVANIA

**SCHEDULE OF REVENUES, EXPENDITURES AND CHANGES IN
FUND BALANCE - BUDGET AND ACTUAL
SPECIAL REVENUES FUND**

FOR THE YEAR ENDED DECEMBER 31, 2020

| | Budget | | Actual | Variance |
|--|------------------|------------------|---------------------|---------------------|
| | Original | Final | | Over (Under) |
| Human Services | | | | |
| Office on Aging | | | | |
| Revenues | | | | |
| Intergovernmental | \$ 4,337,733 | \$ 4,472,733 | \$ 4,715,467 | \$ 242,734 |
| Departmental Earnings | 520,000 | 520,000 | 348,213 | (171,787) |
| Interest | 200 | 200 | 214 | 14 |
| Total Revenues | <u>4,857,933</u> | <u>4,992,933</u> | <u>5,063,894</u> | <u>70,961</u> |
| Expenditures | | | | |
| Reimbursement to State | - | 515,000 | 515,000 | - |
| Salaries & Benefits | 2,356,285 | 2,041,920 | 1,986,505 | (55,415) |
| Personnel Expense | 18,760 | 14,360 | 11,561 | (2,799) |
| Consultant/Contracted Services | 57,700 | 158,600 | 154,669 | (3,931) |
| Subcontracted Services | 2,110,300 | 1,841,500 | 1,825,926 | (15,574) |
| Occupancy | 206,120 | 196,020 | 190,451 | (5,569) |
| Communication | 25,350 | 108,515 | 98,756 | (9,759) |
| Supplies & Minor Equipment | 77,740 | 85,640 | 74,906 | (10,734) |
| Transportation | 25,000 | 8,200 | 4,692 | (3,508) |
| Principal | 1,600 | 1,600 | 1,465 | (135) |
| Other Expenditures | 61,038 | 58,638 | 56,233 | (2,405) |
| Capital Asset Acquisition and Improvement | - | 44,900 | 44,899 | (1) |
| Total Expenditures | <u>4,939,893</u> | <u>5,074,893</u> | <u>4,965,063</u> | <u>(109,830)</u> |
| Excess (Deficiency) of Revenues Over (Under) Expenditures | (81,960) | (81,960) | 98,831 | 180,791 |
| Other Financing Sources (Uses) | | | | |
| Transfers From Other Funds | <u>25,000</u> | <u>25,000</u> | <u>25,000</u> | - |
| Total Other Financing Sources (Uses) | <u>25,000</u> | <u>25,000</u> | <u>25,000</u> | - |
| Net Change in Fund Balance (Deficit) | (56,960) | (56,960) | 123,831 | 180,791 |
| Fund Balance (Deficit) - Beginning | <u>56,960</u> | <u>56,960</u> | <u>1,523,359</u> | <u>1,466,399</u> |
| Fund Balance (Deficit) - Ending | <u>\$ -</u> | <u>\$ -</u> | <u>\$ 1,647,190</u> | <u>\$ 1,647,190</u> |

Exhibit D (Page 9 of 11)

COUNTY OF BEAVER, PENNSYLVANIA

**SCHEDULE OF REVENUES, EXPENDITURES AND CHANGES IN
FUND BALANCE - BUDGET AND ACTUAL
SPECIAL REVENUES FUND**

FOR THE YEAR ENDED DECEMBER 31, 2020

| | Budget | | Actual | Variance |
|--|----------------|----------------|-------------------|-------------------|
| | Original | Final | | Over (Under) |
| <u>Culture, Recreation and Conservation</u> | | | | |
| Tourist Promotion | | | | |
| Revenues | | | | |
| Departmental Earnings | \$ - | \$ - | \$ 17 | \$ 17 |
| Interest | 25 | 25 | 49 | 24 |
| Local Hotel Room Tax | 725,000 | 725,000 | 504,778 | (220,222) |
| Total Revenues | <u>725,025</u> | <u>725,025</u> | <u>504,844</u> | <u>(220,181)</u> |
| Expenditures | | | | |
| Salaries & Benefits | 138,739 | 138,739 | 113,249 | (25,490) |
| Personnel Expense | 10,473 | 10,473 | 1,476 | (8,997) |
| Consultant/Contracted Services | 126,228 | 125,770 | 42,409 | (83,361) |
| Communication | 402,100 | 401,439 | 101,624 | (299,815) |
| Supplies & Minor Equipment | 5,900 | 8,019 | 5,336 | (2,683) |
| Transportation | 4,500 | 4,500 | 492 | (4,008) |
| Other Expenditures | 113,300 | 112,300 | 84,233 | (28,067) |
| Capital Asset Acquisition and Improvement | 75,000 | 75,000 | - | (75,000) |
| Total Expenditures | <u>876,240</u> | <u>876,240</u> | <u>348,819</u> | <u>(527,421)</u> |
| Excess (Deficiency) of Revenues Over (Under) Expenditures | (151,215) | (151,215) | 156,025 | 307,240 |
| Fund Balance (Deficit) - Beginning | <u>151,215</u> | <u>151,215</u> | <u>547,601</u> | <u>396,386</u> |
| Fund Balance (Deficit) - Ending | <u>\$ -</u> | <u>\$ -</u> | <u>\$ 703,626</u> | <u>\$ 703,626</u> |

Exhibit D (Page 10 of 11)

COUNTY OF BEAVER, PENNSYLVANIA

**SCHEDULE OF REVENUES, EXPENDITURES AND CHANGES IN
FUND BALANCE - BUDGET AND ACTUAL
SPECIAL REVENUES FUND**

FOR THE YEAR ENDED DECEMBER 31, 2020

| | Budget | | Actual | Variance |
|--|----------------|----------------|-------------------|-------------------|
| | Original | Final | | Over (Under) |
| Judicial | | | | |
| Anti-Drug Task Force / Educational | | | | |
| Revenues | | | | |
| Intergovernmental Revenues | \$ 126,600 | \$ 161,688 | \$ 124,575 | \$ (37,113) |
| Departmental Earnings | 180,000 | 251,518 | 230,348 | (21,170) |
| Interest | - | - | 922 | 922 |
| Total Revenues | <u>306,600</u> | <u>413,206</u> | <u>355,845</u> | <u>(57,361)</u> |
| Expenditures | | | | |
| Salaries & Benefits | 239,674 | 262,701 | 157,575 | (105,126) |
| Personnel Expense | 1,000 | 4,344 | 2,467 | (1,877) |
| Consultant/Contracted Services | 15,465 | 15,465 | - | (15,465) |
| Supplies & Minor Equipment | 21,200 | 23,201 | 16,170 | (7,031) |
| Transportation | 4,050 | 4,050 | 2,154 | (1,896) |
| Other Expenditures | 92,700 | 170,934 | 168,675 | (2,259) |
| Total Expenditures | <u>374,089</u> | <u>480,695</u> | <u>347,041</u> | <u>(133,654)</u> |
| Excess (Deficiency) of Revenues Over (Under) Expenditures | (67,489) | (67,489) | 8,804 | 76,293 |
| Fund Balance (Deficit) - Beginning | <u>67,489</u> | <u>67,489</u> | <u>189,832</u> | <u>122,343</u> |
| Fund Balance (Deficit) - Ending | <u>\$ -</u> | <u>\$ -</u> | <u>\$ 198,636</u> | <u>\$ 198,636</u> |

COUNTY OF BEAVER, PENNSYLVANIA

**SCHEDULE OF REVENUES, EXPENDITURES AND CHANGES IN
FUND BALANCE - BUDGET AND ACTUAL
CAPITAL PROJECTS FUND**

FOR THE YEAR ENDED DECEMBER 31, 2020

| | Budget | | Actual | Variance |
|--|----------------|-----------------|-------------------|-------------------|
| | Original | Final | | Over (Under) |
| Capital Projects | | | | |
| Courtroom Improvement | | | | |
| Revenues | | | | |
| Intergovernmental Revenues | \$ - | \$ - | \$ 19,077 | \$ 19,077 |
| Interest | 50 | 50 | 38 | (12) |
| Total Revenues | <u>50</u> | <u>50</u> | <u>19,115</u> | <u>19,065</u> |
| Expenditures | | | | |
| Supplies & Minor Equipment | 150,000 | 127,413 | 50,674 | (76,739) |
| Other Expenditures | - | 4,920 | 4,920 | - |
| Capital Asset Acquisition and Improvement | 100,000 | 119,313 | 25,702 | (93,611) |
| Total Expenditures | <u>250,000</u> | <u>251,646</u> | <u>81,296</u> | <u>(170,350)</u> |
| Excess (Deficiency) of Revenues Over (Under) Expenditures | (249,950) | (251,596) | (62,181) | 189,415 |
| Other Financing Sources (Uses) | | | | |
| Transfers From Other Funds | <u>85,000</u> | <u>87,360</u> | <u>73,987</u> | <u>(13,373)</u> |
| Total Other Financing Sources (Uses) | <u>85,000</u> | <u>87,360</u> | <u>73,987</u> | <u>(13,373)</u> |
| Net Change in Fund Balance (Deficit) | (164,950) | (164,236) | 11,806 | 176,042 |
| Fund Balance (Deficit) - Beginning | <u>165,000</u> | <u>166,646</u> | <u>428,987</u> | <u>262,341</u> |
| Fund Balance (Deficit) - Ending | <u>\$ 50</u> | <u>\$ 2,410</u> | <u>\$ 440,793</u> | <u>\$ 438,383</u> |

COUNTY OF BEAVER, PENNSYLVANIA

**SCHEDULE OF REVENUES, EXPENDITURES AND CHANGES IN
FUND BALANCE - BUDGET AND ACTUAL
CAPITAL PROJECTS FUND**

FOR THE YEAR ENDED DECEMBER 31, 2020

| | Budget | | Actual | Variance |
|--|--------------------|--------------------|-------------------|---------------------|
| | Original | Final | | Over (Under) |
| Capital Projects | | | | |
| Capital Reserve | | | | |
| Revenues | | | | |
| Departmental Earnings | \$ 500,000 | \$ 500,000 | \$ - | \$ (500,000) |
| Interest | - | - | 33,979 | 33,979 |
| Total Revenues | <u>500,000</u> | <u>500,000</u> | <u>33,979</u> | <u>(466,021)</u> |
| Expenditures | | | | |
| Subsidies | 170,000 | 170,000 | 170,000 | - |
| Consultant/Contracted Services | 300,000 | 300,000 | 126,207 | (173,793) |
| Principal | 64,040 | 50,783 | 50,782 | (1) |
| Interest | - | 13,258 | 13,258 | - |
| Other Expenditures | 100,000 | 100,000 | - | (100,000) |
| Capital Asset Acquisition and Improvement | 42,385 | 42,385 | - | (42,385) |
| Total Expenditures | <u>676,425</u> | <u>676,426</u> | <u>360,247</u> | <u>(316,179)</u> |
| Excess (Deficiency) of Revenues Over (Under) Expenditures | (176,425) | (176,426) | (326,268) | (149,842) |
| Other Financing Sources (Uses) | | | | |
| Transfers To Other Funds | <u>(1,185,495)</u> | <u>(1,185,495)</u> | - | 1,185,495 |
| Total Other Financing Sources (Uses) | <u>(1,185,495)</u> | <u>(1,185,495)</u> | - | 1,185,495 |
| Net Change in Fund Balance (Deficit) | (1,361,920) | (1,361,921) | (326,268) | 1,035,653 |
| Fund Balance (Deficit) - Beginning | <u>1,861,920</u> | <u>1,861,920</u> | <u>321,132</u> | <u>(1,540,788)</u> |
| Fund Balance (Deficit) - Ending | <u>\$ 500,000</u> | <u>\$ 499,999</u> | <u>\$ (5,136)</u> | <u>\$ (505,135)</u> |

COUNTY OF BEAVER, PENNSYLVANIA

**SCHEDULE OF REVENUES, EXPENDITURES AND CHANGES IN
FUND BALANCE - BUDGET AND ACTUAL
CAPITAL PROJECTS FUND**

FOR THE YEAR ENDED DECEMBER 31, 2020

| | Budget | | Actual | Variance |
|--|-------------|-------------|---------------------|---------------------|
| | Original | Final | | Over (Under) |
| Capital Projects | | | | |
| Act 13 Marcellus Unconventional Well | | | | |
| Revenues | | | | |
| Departmental Earnings | \$ - | \$ - | \$ 494,895 | \$ 494,895 |
| Interest | - | - | 258 | 258 |
| Total Revenues | <u>-</u> | <u>-</u> | <u>495,153</u> | <u>495,153</u> |
| Expenditures | <u>-</u> | <u>-</u> | <u>-</u> | <u>-</u> |
| Excess (Deficiency) of Revenues Over (Under) Expenditures | <u>-</u> | <u>-</u> | <u>495,153</u> | <u>495,153</u> |
| Net Change in Fund Balance (Deficit) | - | - | 495,153 | 495,153 |
| Fund Balance (Deficit) - Beginning | <u>-</u> | <u>-</u> | <u>771,242</u> | <u>771,242</u> |
| Fund Balance (Deficit) - Ending | <u>\$ -</u> | <u>\$ -</u> | <u>\$ 1,266,395</u> | <u>\$ 1,266,395</u> |

COUNTY OF BEAVER, PENNSYLVANIA

**SCHEDULE OF REVENUES, EXPENDITURES AND CHANGES IN
FUND BALANCE - BUDGET AND ACTUAL
CAPITAL PROJECTS FUND**

FOR THE YEAR ENDED DECEMBER 31, 2020

| | Budget | | Actual | Variance |
|--|-------------|-------------|-------------------|-------------------|
| | Original | Final | | Over (Under) |
| Capital Projects | | | | |
| Act 13 Marcellus Legacy | | | | |
| Revenues | | | | |
| Departmental Earnings | \$ - | \$ - | \$ 139,163 | \$ 139,163 |
| Interest | - | - | 258 | 258 |
| Total Revenues | <u>-</u> | <u>-</u> | <u>139,421</u> | <u>139,421</u> |
| Expenditures | <u>-</u> | <u>-</u> | <u>-</u> | <u>-</u> |
| Excess (Deficiency) of Revenues Over (Under) Expenditures | <u>-</u> | <u>-</u> | <u>139,421</u> | <u>139,421</u> |
| Net Change in Fund Balance (Deficit) | - | - | 139,421 | 139,421 |
| Fund Balance (Deficit) - Beginning | <u>-</u> | <u>-</u> | <u>770,206</u> | <u>770,206</u> |
| Fund Balance (Deficit) - Ending | <u>\$ -</u> | <u>\$ -</u> | <u>\$ 909,627</u> | <u>\$ 909,627</u> |

COUNTY OF BEAVER, PENNSYLVANIA

**SCHEDULE OF REVENUES, EXPENDITURES AND CHANGES IN
FUND BALANCE - BUDGET AND ACTUAL
CAPITAL PROJECTS FUND**

FOR THE YEAR ENDED DECEMBER 31, 2020

| | Budget | | Actual | Variance |
|---|----------|--------------|--------------|--------------|
| | Original | Final | | Over (Under) |
| Capital Projects | | | | |
| 2020 GOB Reassessment | | | | |
| Revenues | | | | |
| Interest | \$ - | \$ - | \$ 1,859 | \$ 1,859 |
| Total Revenues | - | - | 1,859 | 1,859 |
| Expenditures | | | | |
| Personnel Expense | - | 835 | 670 | (165) |
| Occupancy | - | 26,500 | 22,586 | (3,914) |
| Communication | - | 10,000 | 6,510 | (3,490) |
| Supplies & Minor Equipment | - | 55,000 | 3,625 | (51,375) |
| Transportation | - | 5,000 | 370 | (4,630) |
| Consultant/Contracted Services | - | 2,499,500 | 1,985,091 | (514,409) |
| Principal | - | - | - | - |
| Bond Issuance Costs | - | 108,048 | 108,048 | - |
| Other Expenditures | - | - | - | - |
| Capital Asset Acquisition and Improvement | - | 402,840 | 377,840 | (25,000) |
| Infrastructure Acquisition and Improvement | - | - | - | - |
| Total Expenditures | - | 3,107,723 | 2,504,740 | (602,983) |
| Excess (Deficiency) of Revenues | | | | |
| Over (Under) Expenditures | - | (3,107,723) | (2,502,881) | 604,842 |
| Other Financing Sources (Uses) | | | | |
| Issuance of Long-Term Debt | - | 6,168,904 | 6,385,000 | 216,096 |
| Original Issue Premium | - | 746,288 | 746,288 | - |
| Total Other Financing Sources (Uses) | - | 6,915,192 | 7,131,288 | 216,096 |
| Net Change in Fund Balance (Deficit) | - | 3,807,469 | 4,628,407 | 820,938 |
| Fund Balance (Deficit) - Beginning | - | - | - | - |
| Fund Balance (Deficit) - Ending | \$ - | \$ 3,807,469 | \$ 4,628,407 | \$ 820,938 |

COUNTY OF BEAVER, PENNSYLVANIA
COMBINING STATEMENT OF NET POSITION
INTERNAL SERVICE FUNDS

DECEMBER 31, 2020

| | <u>Medical Fund</u> | <u>Workers' Compensation Fund</u> | <u>Total</u> |
|----------------------------|-------------------------|---|---------------------|
| <u>Assets</u> | | | |
| Current Assets | | | |
| Cash and Cash Equivalents | \$ 2,250,453 | \$ 41,737 | \$ 2,292,190 |
| Receivables | 209,925 | - | 209,925 |
| Interfund Receivables | - | 32,621 | 32,621 |
| Total Current Assets | <u>2,460,378</u> | <u>74,358</u> | <u>2,534,736</u> |
| Total Assets | <u>\$ 2,460,378</u> | <u>\$ 74,358</u> | <u>\$ 2,534,736</u> |
| <u>Liabilities</u> | | | |
| Current Liabilities | | | |
| Accounts Payable | \$ 377,091 | \$ 99,038 | \$ 476,129 |
| Accrued Employee Benefits | 442,375 | 68,332 | 510,707 |
| Total Current Liabilities | <u>819,466</u> | <u>167,370</u> | <u>986,836</u> |
| Total Liabilities | <u>819,466</u> | <u>167,370</u> | <u>986,836</u> |
| <u>Net Position</u> | | | |
| Unrestricted | <u>1,640,912</u> | <u>(93,012)</u> | <u>1,547,900</u> |
| Total Net Position | <u>\$ 1,640,912</u> | <u>\$ (93,012)</u> | <u>\$ 1,547,900</u> |

COUNTY OF BEAVER, PENNSYLVANIA
COMBINING STATEMENT OF REVENUES, EXPENSES
AND CHANGES IN NET POSITION
INTERNAL SERVICE FUNDS

FOR THE YEAR ENDED DECEMBER 31, 2020

| | <u>Medical Fund</u> | <u>Workers' Compensation Fund</u> | <u>Total</u> |
|--------------------------------------|-------------------------|---|---------------------|
| <u>Operating Revenues</u> | | | |
| Charges for Services | \$ 11,036,654 | \$ 918,240 | \$ 11,954,894 |
| Total Operating Revenues | <u>11,036,654</u> | <u>918,240</u> | <u>11,954,894</u> |
| <u>Operating Expenses</u> | | | |
| Costs of Services | 10,215,450 | 627,953 | 10,843,403 |
| Administrative | 1,050,801 | 36,000 | 1,086,801 |
| Total Operating Expenses | <u>11,266,251</u> | <u>663,953</u> | <u>11,930,204</u> |
| Operating Income (Loss) | (229,597) | 254,287 | 24,690 |
| <u>Non-Operating Revenues</u> | | | |
| Investment Income | <u>219</u> | <u>19</u> | <u>238</u> |
| Total Non-Operating Revenues | <u>219</u> | <u>19</u> | <u>238</u> |
| Change in Net Position | (229,378) | 254,306 | 24,928 |
| Total Net Position - Beginning | <u>1,870,290</u> | <u>(347,318)</u> | <u>1,522,972</u> |
| Total Net Position - Ending | <u>\$ 1,640,912</u> | <u>\$ (93,012)</u> | <u>\$ 1,547,900</u> |

COUNTY OF BEAVER, PENNSYLVANIA
COMBINING STATEMENT OF CASH FLOWS
INTERNAL SERVICE FUNDS

FOR THE YEAR ENDED DECEMBER 31, 2020

| | Medical Fund | Workers' Compensation Fund | Total |
|--|-------------------------|---|---------------------|
| <u>Cash Flows from Operating Activities</u> | | | |
| Cash receipts for services provided | \$ 11,293,242 | \$ 941,328 | \$ 12,234,570 |
| Cash payments to suppliers | (11,246,694) | (1,069,676) | (12,316,370) |
| Net Cash Provided by/(Used in) Operating Activities | 46,548 | (128,348) | (81,800) |
| <u>Cash Flows from Non-Capital Financing Activities</u> | | | |
| | - | - | - |
| <u>Cash Flows from Investing Activities</u> | | | |
| Investment income | 219 | 19 | 238 |
| Net Cash Provided by Investing Activities | 219 | 19 | 238 |
| Net Increase/(Decrease) in Cash and Cash Equivalents | 46,767 | (128,329) | (81,562) |
| <u>Cash and Cash Equivalents</u> | | | |
| Beginning of year | 2,203,686 | 170,066 | 2,373,752 |
| End of year | <u>\$ 2,250,453</u> | <u>\$ 41,737</u> | <u>\$ 2,292,190</u> |
| <u>Reconciliation of Operating Income/(Loss) to Net Cash Provided by/(Used in) Operating Activities</u> | | | |
| Operating Income/(Loss) | \$ (229,597) | \$ 254,287 | \$ 24,690 |
| Change in operating assets and liabilities | | | |
| Receivables | (209,506) | 55,709 | (153,797) |
| Accounts payable | 74,596 | 99,038 | 173,634 |
| Interfund receivable | 278,916 | (32,621) | 246,295 |
| Accrued employee benefits | 132,139 | 45,778 | 177,917 |
| Interfund payable | - | (550,539) | (550,539) |
| Net Cash Provided by/(Used in) Operating Activities | <u>\$ 46,548</u> | <u>\$ (128,348)</u> | <u>\$ (81,800)</u> |

COUNTY OF BEAVER, PENNSYLVANIA

**COMBINING STATEMENT OF CHANGES IN ASSETS AND LIABILITIES
AGENCY FUNDS**

FOR THE YEAR ENDED DECEMBER 31, 2020

| | Balance January 1, 2020 | Additions | Deductions | Balance December 31, 2020 |
|--|----------------------------|-------------------|-------------------|------------------------------|
| Clerk of Courts | | | | |
| <u>Assets</u> | | | | |
| Cash and Cash Equivalents | \$ 278,723 | 3,421,052 | 3,318,454 | \$ 381,321 |
| | <u>278,723</u> | <u>3,421,052</u> | <u>3,318,454</u> | <u>381,321</u> |
| <u>Liabilities</u> | | | | |
| Accounts Payable | 278,723 | 3,421,052 | 3,318,454 | 381,321 |
| | <u>\$ 278,723</u> | <u>3,421,052</u> | <u>3,318,454</u> | <u>\$ 381,321</u> |
| Domestic Relations - Support Payments | | | | |
| <u>Assets</u> | | | | |
| Cash and Cash Equivalents | \$ 37,124 | 381,127 | 312,677 | \$ 105,574 |
| | <u>37,124</u> | <u>381,127</u> | <u>312,677</u> | <u>105,574</u> |
| <u>Liabilities</u> | | | | |
| Accounts Payable | 37,124 | 381,127 | 312,677 | 105,574 |
| | <u>\$ 37,124</u> | <u>381,127</u> | <u>312,677</u> | <u>\$ 105,574</u> |
| Recorder of Deeds | | | | |
| <u>Assets</u> | | | | |
| Cash and Cash Equivalents | \$ 495,838 | 19,040,058 | 18,911,250 | \$ 624,646 |
| | <u>495,838</u> | <u>19,040,058</u> | <u>18,911,250</u> | <u>624,646</u> |
| <u>Liabilities</u> | | | | |
| Accounts Payable | 495,838 | 19,040,058 | 18,911,250 | 624,646 |
| | <u>\$ 495,838</u> | <u>19,040,058</u> | <u>18,911,250</u> | <u>\$ 624,646</u> |
| Register of Wills | | | | |
| <u>Assets</u> | | | | |
| Cash and Cash Equivalents | \$ 180,682 | 10,266,179 | 10,371,956 | \$ 74,905 |
| | <u>180,682</u> | <u>10,266,179</u> | <u>10,371,956</u> | <u>74,905</u> |
| <u>Liabilities</u> | | | | |
| Accounts Payable | 180,682 | 10,266,179 | 10,371,956 | 74,905 |
| | <u>\$ 180,682</u> | <u>10,266,179</u> | <u>10,371,956</u> | <u>\$ 74,905</u> |
| Sheriff | | | | |
| <u>Assets</u> | | | | |
| Cash and Cash Equivalents | \$ 431,230 | 789,154 | 927,018 | \$ 293,366 |
| | <u>431,230</u> | <u>789,154</u> | <u>927,018</u> | <u>293,366</u> |
| <u>Liabilities</u> | | | | |
| Accounts Payable | 431,230 | 789,154 | 927,018 | 293,366 |
| | <u>\$ 431,230</u> | <u>789,154</u> | <u>927,018</u> | <u>\$ 293,366</u> |

Exhibit F (Page 1 of 2)

COUNTY OF BEAVER, PENNSYLVANIA

**COMBINING STATEMENT OF CHANGES IN ASSETS AND LIABILITIES
AGENCY FUNDS**

FOR THE YEAR ENDED DECEMBER 31, 2020

| | Balance January 1, 2020 | Additions | Deductions | Balance December 31, 2020 |
|-----------------------------|----------------------------|-------------------|-------------------|------------------------------|
| Prothonotary | | | | |
| <u>Assets</u> | | | | |
| Cash and Cash Equivalents | \$ 617,015 | 669,179 | 699,501 | \$ 586,693 |
| | <u>617,015</u> | <u>669,179</u> | <u>699,501</u> | <u>586,693</u> |
| <u>Liabilities</u> | | | | |
| Accounts Payable | 617,015 | 669,179 | 699,501 | 586,693 |
| | <u>\$ 617,015</u> | <u>669,179</u> | <u>699,501</u> | <u>\$ 586,693</u> |
| Tax Claim | | | | |
| <u>Assets</u> | | | | |
| Cash and Cash Equivalents | \$ 427,587 | 15,627,224 | 15,304,967 | \$ 749,844 |
| | <u>427,587</u> | <u>15,627,224</u> | <u>15,304,967</u> | <u>749,844</u> |
| <u>Liabilities</u> | | | | |
| Accounts Payable | 427,587 | 15,627,224 | 15,304,967 | 749,844 |
| | <u>\$ 427,587</u> | <u>15,627,224</u> | <u>15,304,967</u> | <u>\$ 749,844</u> |
| Treasurer | | | | |
| <u>Assets</u> | | | | |
| Cash and Cash Equivalents | \$ (2,032) | 273,984 | 254,105 | \$ 17,847 |
| | <u>(2,032)</u> | <u>273,984</u> | <u>254,105</u> | <u>17,847</u> |
| <u>Liabilities</u> | | | | |
| Accounts Payable | (2,032) | 273,984 | 254,105 | 17,847 |
| | <u>\$ (2,032)</u> | <u>273,984</u> | <u>254,105</u> | <u>\$ 17,847</u> |
| Total - Agency Funds | | | | |
| <u>Assets</u> | | | | |
| Cash and Cash Equivalents | \$ 2,466,168 | 50,467,957 | 50,099,928 | \$ 2,834,197 |
| | <u>2,466,168</u> | <u>50,467,957</u> | <u>50,099,928</u> | <u>2,834,197</u> |
| <u>Liabilities</u> | | | | |
| Accounts Payable | 2,466,168 | 50,467,957 | 50,099,928 | 2,834,197 |
| | <u>\$ 2,466,168</u> | <u>50,467,957</u> | <u>50,099,928</u> | <u>\$ 2,834,197</u> |

Exhibit F (Page 2 of 2)

THIS PAGE LEFT INTENTIONALLY BLANK

STATISTICAL SECTION

THIS PAGE LEFT INTENTIONALLY BLANK

COUNTY OF BEAVER, PENNSYLVANIA

STATISTICAL SECTION CONTENT

LAST TEN YEARS

This part of the County of Beaver, Pennsylvania's Comprehensive Annual Financial Report presents detailed information as a context for understanding what the information in the financial statements, note disclosures, and required supplementary information says about Beaver County's overall financial health.

| <u>Contents</u> | <u>Page(s)</u> |
|--|-----------------------|
| Financial Trends These schedules are intended to assist the reader in understanding and assessing how the County's financial position has changed over time. | 200-205 |
| Revenue Capacity These schedules are intended to assist the reader in understanding and assessing the factors affecting the County's most significant local revenue source, the property tax. | 206-209 |
| Debt Capacity These schedules are intended to assist the reader in understanding and assessing the factors affecting the County's outstanding debt and its ability to issue additional debt in the future. | 210-212 |
| Demographic and Economic Information These schedules are intended to assist the reader in understanding the demographic and economic factors that the County's financial activities take place in. | 213-216 |
| Operating Information These schedules contain service and infrastructure data to help the reader understand how the information in the County's financial report relates to the services the County provides and the activities it performs. | 217-218 |

Sources:

Unless otherwise noted, the information in these schedules is derived from the comprehensive annual financial reports for the relevant years.

COUNTY OF BEAVER, PENNSYLVANIA

NET POSITION BY COMPONENT

LAST TEN YEARS (ACCRUAL BASIS OF ACCOUNTING)

| | 2020 | 2019 | 2018 | 2017 | 2016 | 2015 | 2014 | 2013 | 2012 | 2011 |
|--|----------------------|----------------------|----------------------|----------------------|----------------------|----------------------|----------------------|----------------------|----------------------|----------------------|
| Governmental Activities | | | | | | | | | | |
| Net Investment in Capital Assets | \$ 18,223,219 | \$ 20,347,119 | \$ 16,433,856 | \$ 13,914,480 | \$ 19,718,592 | \$ 19,773,652 | \$ 18,950,471 | \$ 21,119,653 | \$ 23,188,472 | \$ 12,674,892 |
| Restricted for: | | | | | | | | | | |
| General Government | - | - | - | - | - | - | - | - | - | 430,148 |
| Judicial | - | - | - | - | - | - | - | - | - | 850,946 |
| Public Safety | - | - | - | - | - | - | - | - | - | 180,327 |
| Public Works and Enterprises | - | - | - | - | - | - | - | - | - | 1,655,523 |
| Culture, Recreation & Conservation | - | - | - | - | - | - | - | - | - | 108,386 |
| Economic Development | - | - | - | - | - | - | - | - | - | 269,711 |
| Human Services | - | - | - | - | - | - | - | - | - | 9,397,396 |
| Debt Service | 1,732,412 | 2,054,712 | 2,366,667 | 2,673,265 | 6,097,239 | 6,622,456 | 7,104,711 | - | - | - |
| Programs for Mental Health / Behavioral Health | 14,101,901 | 14,089,061 | 10,959,685 | 10,219,112 | 12,996,544 | 10,546,828 | 9,878,816 | 9,365,352 | 8,263,828 | - |
| Programs for Children & Youth | 2,572,627 | 3,663,718 | 3,266,746 | 2,705,718 | 2,624,607 | 3,404,661 | 3,125,276 | 2,314,429 | 1,925,163 | - |
| Programs for Community Development | 233,238 | 415,311 | 489,564 | 322,502 | 223,944 | 232,756 | 205,424 | 224,345 | 155,978 | - |
| Programs for Capital Projects | 20,932,531 | 6,579,069 | 5,463,186 | 3,946,997 | 2,567,479 | 2,137,344 | 2,710,123 | 2,856,064 | - | - |
| Programs for General Law Enforcement | 1,209,518 | 613,544 | 735,990 | 736,793 | 620,605 | 987,871 | 1,216,659 | 1,071,956 | - | - |
| Programs for Elderly Population | 1,647,190 | 1,523,359 | 1,612,594 | 1,191,043 | 948,011 | 1,076,735 | 968,703 | 573,321 | - | - |
| Programs for Office Improvements | 651,249 | 552,535 | 499,412 | 514,638 | 556,532 | 488,119 | 462,511 | 496,415 | - | - |
| Programs for Emergency Services | 89,212 | 73,104 | 61,895 | 87,965 | 156,789 | 109,264 | 182,287 | 366,591 | 3,681,412 | - |
| Programs for Tourism | 703,331 | 514,735 | 370,950 | 387,082 | - | - | - | - | - | - |
| Unrestricted | <u>(5,306,310)</u> | <u>(9,688,177)</u> | <u>(9,096,817)</u> | <u>(8,875,082)</u> | <u>(26,466,110)</u> | <u>(26,358,099)</u> | <u>(6,970,444)</u> | <u>(9,241,616)</u> | <u>(12,393,777)</u> | <u>(12,523,237)</u> |
| Total Governmental Activities Net Position | 56,790,118 | 40,738,090 | 33,163,728 | 27,824,513 | 20,044,232 | 19,021,587 | 37,834,537 | 29,146,510 | 24,821,076 | 13,044,092 |
| Business-type Activities | | | | | | | | | | |
| Net Investment in Capital Assets | - | - | - | - | - | - | - | 7,272,237 | 7,779,310 | 8,084,721 |
| Restricted | - | - | - | - | - | - | - | - | - | - |
| Unrestricted | - | - | - | - | - | - | - | <u>(5,312,896)</u> | <u>(1,699,257)</u> | <u>827,196</u> |
| Total Business-type Activities Net Position | - | - | - | - | - | - | - | 1,959,341 | 6,080,053 | 8,911,917 |
| Primary Government | | | | | | | | | | |
| Net Investment in Capital Assets | 18,223,219 | 20,347,119 | 16,433,856 | 13,914,480 | 19,718,592 | 19,773,652 | 18,950,471 | 28,391,890 | 30,967,782 | 20,759,613 |
| Restricted for: | | | | | | | | | | |
| Restricted Fund | - | - | - | - | - | - | - | - | - | - |
| General Government | - | - | - | - | - | - | - | - | - | 430,148 |
| Judicial | - | - | - | - | - | - | - | - | - | 850,946 |
| Public Safety | - | - | - | - | - | - | - | - | - | 180,327 |
| Public Works and Enterprises | - | - | - | - | - | - | - | - | - | 1,655,523 |
| Culture, Recreation & Conservation | - | - | - | - | - | - | - | - | - | 108,386 |
| Economic Development | - | - | - | - | - | - | - | - | - | 269,711 |
| Human Services | - | - | - | - | - | - | - | - | - | 9,397,396 |
| Programs for Mental Health / Behavioral Health | 14,101,901 | 14,089,061 | 10,959,685 | 10,219,112 | 12,996,544 | 10,546,828 | 9,878,816 | 9,365,352 | 8,263,828 | - |
| Programs for Children & Youth | 2,572,627 | 3,663,718 | 3,266,746 | 2,705,718 | 2,624,607 | 3,404,661 | 3,125,276 | 2,314,429 | 1,925,163 | - |
| Programs for Community Development | 233,238 | 415,311 | 489,564 | 322,502 | 223,944 | 232,756 | 205,424 | 224,345 | 155,978 | - |
| Other | 26,965,443 | 11,911,058 | 11,110,694 | 9,537,783 | 10,946,655 | 11,421,789 | 12,644,994 | 5,364,347 | 3,681,412 | - |
| Unrestricted | <u>(5,306,310)</u> | <u>(9,688,177)</u> | <u>(9,096,817)</u> | <u>(8,875,082)</u> | <u>(26,466,110)</u> | <u>(26,358,099)</u> | <u>(6,970,444)</u> | <u>(14,554,512)</u> | <u>(14,093,034)</u> | <u>(11,696,041)</u> |
| Total Primary Government Net Position | \$ 56,790,118 | \$ 40,738,090 | \$ 33,163,728 | \$ 27,824,513 | \$ 20,044,232 | \$ 19,021,587 | \$ 37,834,537 | \$ 31,105,851 | \$ 30,901,129 | \$ 21,956,009 |

Notes:

- 1) Two activities previously categorized as business-type (HealthChoices and Emergency Services) are classified as governmental starting January 1, 2011, due to the change in definition of a special revenue fund per GASB 54. Financial statements prior to January 1, 2011 have not been restated to reflect this change.
- 2) Starting with the 2011 year, the County has broken out the restricted classification in an effort to provide additional detail to the users of the report. In previous years, a summarized approach was utilized for financial reporting purposes.
- 3) With the implementation of GASB 65 all years presented have been restated in conformity with this statement.

COUNTY OF BEAVER, PENNSYLVANIA

CHANGE IN NET POSITION

LAST TEN YEARS (ACCRUAL BASIS OF ACCOUNTING)

| | 2020 | 2019 | 2018 | 2017 | 2016 | 2015 | 2014 | 2013 | 2012 | 2011 |
|--|--------------------|--------------------|--------------------|--------------------|--------------------|--------------------|--------------------|--------------------|--------------------|--------------------|
| Program Revenues | | | | | | | | | | |
| Governmental Activities: | | | | | | | | | | |
| Fees and Charges: | | | | | | | | | | |
| General Government | \$ 9,028,695 | \$ 10,495,940 | \$ 10,218,755 | \$ 11,823,114 | \$ 11,094,162 | \$ 11,786,097 | \$ 8,292,884 | \$ 9,410,109 | \$ 8,260,937 | \$ 8,106,487 |
| Judicial | 735,864 | 698,341 | 595,619 | 576,950 | 574,181 | 481,730 | 533,027 | 815,176 | 416,498 | 340,294 |
| Public Safety | 4,039,898 | 3,694,178 | 3,351,128 | 2,819,936 | 3,391,361 | 1,842,030 | 503,209 | 557,855 | 618,159 | 690,643 |
| Public Works and Enterprises | 15,203 | 747,148 | 21,167 | 19,097 | 20,101 | 19,230 | 19,436 | 21,581 | 22,942 | 24,034 |
| Culture, Recreation and Conservation | 525,987 | 818,848 | 666,695 | 529,133 | 334,040 | 327,437 | 316,212 | 288,309 | 290,823 | 286,063 |
| Human Services | 1,577,980 | 2,086,222 | 1,521,430 | 1,466,626 | 1,183,180 | 1,284,528 | 1,316,195 | 1,316,133 | 1,350,644 | 1,271,830 |
| Economic Development | 224,320 | 241,149 | 230,553 | 285,106 | 294,401 | 348,596 | 414,058 | 322,717 | 280,003 | 384,870 |
| Miscellaneous | 771,602 | 142,591 | 235,573 | 124,536 | 133,753 | 167,924 | 112,063 | 1,284,716 | 1,708,694 | 1,070,899 |
| Operating Grants and Contributions | 117,370,127 | 99,530,566 | 103,018,162 | 94,721,462 | 93,484,208 | 83,048,254 | 86,422,137 | 93,093,407 | 106,583,933 | 101,993,002 |
| Total Governmental Activities Program Revenues | 134,289,676 | 118,454,983 | 119,859,082 | 112,365,960 | 110,509,387 | 99,305,826 | 97,929,221 | 107,110,003 | 119,532,633 | 114,168,122 |
| Business-type Activities: | | | | | | | | | | |
| Fees and Charges: | | | | | | | | | | |
| Friendship Ridge | - | - | - | - | - | - | 7,145,189 | 49,001,164 | 52,731,569 | 54,820,672 |
| Emergency Services | - | - | - | - | - | - | - | - | - | - |
| HealthChoices | - | - | - | - | - | - | - | - | - | - |
| Operating Grants and Contributions | - | - | - | - | - | - | - | - | - | - |
| Total Business-type Activities Program Revenues | - | - | - | - | - | - | 7,145,189 | 49,001,164 | 52,731,569 | 54,820,672 |
| Total Primary Government Program Revenues | 134,289,676 | 118,454,983 | 119,859,082 | 112,365,960 | 110,509,387 | 99,305,826 | 105,074,410 | 156,111,167 | 172,264,202 | 168,988,794 |
| Expenses | | | | | | | | | | |
| Governmental Activities: | | | | | | | | | | |
| General Government | 20,676,260 | 11,801,718 | 12,102,248 | 9,761,689 | 12,694,109 | 13,700,510 | 12,408,945 | 14,170,624 | 11,750,434 | 11,996,754 |
| Judicial | 17,140,359 | 18,684,284 | 18,880,694 | 17,782,292 | 18,243,486 | 18,402,198 | 16,763,833 | 16,258,018 | 15,555,477 | 14,636,699 |
| Public Safety | 21,618,204 | 22,643,799 | 22,431,169 | 21,610,853 | 22,381,343 | 22,557,568 | 20,283,511 | 19,497,132 | 19,454,879 | 15,462,810 |
| Public Works and Enterprises | 5,090,827 | 5,541,183 | 5,277,841 | 5,135,624 | 5,474,144 | 6,407,538 | 5,655,490 | 5,072,959 | 5,182,838 | 4,241,207 |
| Culture, Recreation, and Conservation | 3,546,401 | 4,034,191 | 3,697,882 | 3,322,817 | 3,287,474 | 3,673,985 | 3,337,405 | 3,340,078 | 3,399,254 | 3,397,281 |
| Human Services | 96,161,179 | 96,180,081 | 98,017,046 | 93,246,736 | 87,938,362 | 81,745,820 | 80,551,274 | 80,247,950 | 87,636,856 | 89,981,045 |
| Economic Development | 5,539,439 | 5,056,708 | 6,433,401 | 4,178,374 | 5,123,114 | 4,529,186 | 5,204,788 | 5,934,034 | 7,612,686 | 8,270,783 |
| Interest Expense | 6,063,833 | 5,440,454 | 5,312,891 | 5,850,571 | 7,017,693 | 6,260,859 | 6,482,858 | 5,612,832 | 5,770,270 | 6,095,041 |
| Total Governmental Activities Expenses | 175,836,502 | 169,382,418 | 172,153,172 | 160,888,956 | 162,159,725 | 157,277,664 | 150,688,104 | 150,133,627 | 156,362,694 | 154,081,620 |
| Business-type Activities: | | | | | | | | | | |
| Friendship Ridge | - | - | - | - | - | - | 8,445,296 | 53,755,637 | 56,196,777 | 56,242,814 |
| Emergency Services | - | - | - | - | - | - | - | - | - | - |
| HealthChoices | - | - | - | - | - | - | - | - | - | - |
| Total Business-type Activities Expenses | - | - | - | - | - | - | 8,445,296 | 53,755,637 | 56,196,777 | 56,242,814 |
| Total Primary Government Expenses | 175,836,502 | 169,382,418 | 172,153,172 | 160,888,956 | 162,159,725 | 157,277,664 | 159,133,400 | 203,889,264 | 212,559,471 | 210,324,434 |

- Notes:**
- 1) Two activities previously categorized as business-type (HealthChoices and Emergency Services) are classified as governmental starting January 1, 2011, due to the change in definition of a special revenue fund per GASB 54. Financial statements prior to January 1, 2011 have not been restated to reflect this change.
 - 2) Effective January 1, 2011, county match expenditures from the General Fund to other funds are classified as Transfers Out in the General Fund and Transfer from Other Funds in the receiving fund. Prior to January 1, 2011, these transactions reported as Human Services expenses in the General Fund and Operating Grants & Contributions Revenues in the receiving fund.
 - 3) With the implementation of GASB 65 all years presented have been restated in conformity with this statement.

COUNTY OF BEAVER, PENNSYLVANIA

CHANGE IN NET POSITION

LAST TEN YEARS (ACCRUAL BASIS OF ACCOUNTING)

| Net (Expense)/ Revenue | 2020 | 2019 | 2018 | 2017 | 2016 | 2015 | 2014 | 2013 | 2012 | 2011 |
|---|------------------------|------------------------|------------------------|------------------------|------------------------|------------------------|------------------------|------------------------|------------------------|------------------------|
| Governmental Activities | \$ (41,546,826) | \$ (50,927,435) | \$ (52,294,090) | \$ (48,522,996) | \$ (51,650,338) | \$ (57,971,838) | \$ (52,758,883) | \$ (43,023,624) | \$ (36,830,061) | \$ (39,913,498) |
| Business-type Activities | - | - | - | - | - | - | (1,300,107) | (4,754,473) | (3,465,208) | (1,422,142) |
| <i>Total Primary Government Net Expense</i> | <u>\$ (41,546,826)</u> | <u>\$ (50,927,435)</u> | <u>\$ (52,294,090)</u> | <u>\$ (48,522,996)</u> | <u>\$ (51,650,338)</u> | <u>\$ (57,971,838)</u> | <u>\$ (54,058,990)</u> | <u>\$ (47,778,097)</u> | <u>\$ (40,295,269)</u> | <u>\$ (41,335,640)</u> |
| General Revenues and Other Changes in Net Position | | | | | | | | | | |
| Governmental Activities: | | | | | | | | | | |
| Real Estate Taxes | \$ 57,125,498 | \$ 57,618,113 | \$ 56,797,836 | \$ 56,068,046 | \$ 48,324,708 | \$ 46,246,341 | \$ 47,448,275 | \$ 47,930,067 | \$ 48,529,473 | \$ 47,133,255 |
| Investment Income (Loss) | 473,356 | 883,684 | 835,468 | 235,231 | 196,225 | 169,163 | 93,047 | 36,541 | 60,639 | 74,490 |
| Other Income | - | - | - | - | - | - | - | - | 113,989 | - |
| Gain (Loss) on Sale of Capital Assets | - | - | - | - | (78,062) | - | - | - | (27,077) | - |
| Special Item: | | | | | | | | | | |
| Disposal of Friendship Ridge | - | - | - | - | - | - | 13,245,838 | - | - | - |
| Assignment of Capital Items and L-T Debt | - | - | - | - | - | - | 2,026,643 | - | - | - |
| Transfer to Airport Authority | - | - | - | - | - | - | - | - | - | - |
| Transfers | - | - | - | - | - | - | (1,366,893) | (617,550) | (612,260) | (2,255,409) |
| <i>Total Governmental Activities</i> | <u>57,598,854</u> | <u>58,501,797</u> | <u>57,633,304</u> | <u>56,303,277</u> | <u>48,442,871</u> | <u>46,415,504</u> | <u>61,446,910</u> | <u>47,349,058</u> | <u>48,064,764</u> | <u>44,952,336</u> |
| Business-type Activities: | | | | | | | | | | |
| Investment Earnings | - | - | - | - | - | - | 169 | 403 | 5,566 | 24,213 |
| Assignment of Capital Items and L-T Debt | - | - | - | - | - | (2,026,643) | - | - | - | - |
| Other Income | - | - | - | - | - | 516 | 16,042 | 20,681 | 11,933 | 43,676 |
| Transfers | - | - | - | - | - | 1,366,893 | 617,550 | 612,260 | 2,255,409 | 452,553 |
| <i>Total Business-type Activities</i> | <u>-</u> | <u>-</u> | <u>-</u> | <u>-</u> | <u>-</u> | <u>(659,234)</u> | <u>633,761</u> | <u>633,344</u> | <u>2,272,908</u> | <u>520,442</u> |
| <i>Total Primary Government</i> | <u>57,598,854</u> | <u>58,501,797</u> | <u>57,633,304</u> | <u>56,303,277</u> | <u>48,442,871</u> | <u>45,756,270</u> | <u>62,080,671</u> | <u>47,982,402</u> | <u>50,337,672</u> | <u>45,472,778</u> |
| Change in Net Position | | | | | | | | | | |
| Governmental Activities | 16,052,028 | 7,574,362 | 5,339,214 | 7,780,281 | (3,207,467) | (11,556,334) | 8,688,027 | 4,325,434 | 11,234,703 | 5,038,838 |
| Business-type Activities | - | - | - | - | - | (659,234) | (666,346) | (4,121,129) | (1,192,300) | (901,700) |
| <i>Total Primary Government Change in Net Position</i> | <u>\$ 16,052,028</u> | <u>\$ 7,574,362</u> | <u>\$ 5,339,214</u> | <u>\$ 7,780,281</u> | <u>\$ (3,207,467)</u> | <u>\$ (12,215,568)</u> | <u>\$ 8,021,681</u> | <u>\$ 204,305</u> | <u>\$ 10,042,403</u> | <u>\$ 4,137,138</u> |

Notes:

- 1) Two activities previously categorized as business-type (HealthChoices and Emergency Services) are classified as governmental starting January 1, 2011, due to the change in definition of a special revenue fund per GASB 54. Financial statements prior to January 1, 2011 have not been restated to reflect this change.
- 2) Effective January 1, 2011, county match expenditures from the General Fund to other funds are classified as Transfers Out in the General Fund and Transfer from Other Funds in the receiving fund. Prior to January 1, 2011, these transactions reported as Human Services expenses in the General Fund and Operating Grants & Contributions Revenues in the receiving fund.
- 3) With the implementation of GASB 65 all years presented have been restated in conformity with this statement.

COUNTY OF BEAVER, PENNSYLVANIA

FUND BALANCES, GOVERNMENTAL FUNDS

LAST TEN YEARS (MODIFIED ACCRUAL BASIS OF ACCOUNTING)

| | 2020 | 2019 | 2018 | 2017 | 2016 | 2015 | 2014 | 2013 | 2012 | 2011 |
|--|----------------------|----------------------|----------------------|----------------------|----------------------|----------------------|----------------------|----------------------|----------------------|----------------------|
| General Fund | | | | | | | | | | |
| Unreserved, Designated | \$ - | \$ - | \$ - | \$ - | \$ - | \$ - | \$ - | \$ - | \$ - | \$ - |
| Unreserved, Undesignated | - | - | - | - | - | - | - | - | - | - |
| Nonspendable: | | | | | | | | | | |
| Not in Spendable Form (Prepaid Items) | 249,822 | 266,191 | 205,321 | 85,259 | 168,172 | 171,446 | 156,112 | 202,816 | 267,748 | 272,453 |
| Restricted: | | | | | | | | | | |
| Debt Service | 1,732,412 | 2,054,712 | 2,366,667 | 2,673,265 | 6,097,239 | 6,622,456 | 7,104,711 | - | - | - |
| Programs for Mental Health / Behavioral Health | - | - | - | - | - | 200,691 | - | - | - | - |
| Other | 215,539 | 158,390 | 326,128 | 670,505 | 241,660 | - | - | - | - | - |
| Assigned: | | | | | | | | | | |
| General Government | - | - | - | 75,194 | 12,409 | - | 606,016 | 127,511 | - | 6,135 |
| Judicial | - | - | - | - | - | - | - | - | - | 3,947 |
| Public Safety | - | - | - | - | - | - | - | - | - | 2,101 |
| Culture, Recreation & Conservation | - | - | - | - | - | - | - | - | - | 649 |
| Other | 7,000,000 | - | - | - | 397,947 | - | - | - | - | - |
| Unassigned: | 13,372,421 | 12,816,761 | 9,761,530 | 4,463,333 | 227,881 | (3,851,578) | 4,378,985 | (4,147,374) | (491,085) | 2,112,317 |
| Total General Fund | <u>22,570,194</u> | <u>15,296,054</u> | <u>12,659,646</u> | <u>7,967,556</u> | <u>7,145,308</u> | <u>3,143,015</u> | <u>12,245,824</u> | <u>(3,817,047)</u> | <u>(223,337)</u> | <u>2,397,602</u> |
| All Other Governmental Funds | | | | | | | | | | |
| Unreserved, Designated | - | - | - | - | - | - | - | - | - | - |
| Unreserved, Reported in: | | | | | | | | | | |
| Special Revenue funds | - | - | - | - | - | - | - | - | - | - |
| Capital Projects funds | - | - | - | - | - | - | - | - | - | - |
| Nonspendable: | | | | | | | | | | |
| Not in Spendable Form (Prepaid Items) | 1,638,700 | 1,003,172 | 2,470,365 | 3,197,060 | 1,725,641 | 2,120,304 | 2,216,218 | 2,359,534 | 2,134,116 | 1,666,991 |
| Restricted: | | | | | | | | | | |
| Programs for Mental Health / Behavioral Health | 13,634,165 | 14,089,061 | 10,959,685 | 9,712,452 | 12,996,544 | 10,346,136 | 9,878,816 | 9,365,352 | 8,263,828 | 7,409,183 |
| Programs for Emergency 911 Center | 12,817 | - | - | - | - | - | - | - | - | - |
| Programs for Children & Youth | 1,381,364 | 2,645,500 | 2,500,827 | - | 1,997,012 | 2,212,367 | 1,815,214 | 1,375,247 | 1,310,896 | 667,127 |
| Programs for Community Development | 203,776 | 366,037 | 458,905 | - | 223,944 | 119,578 | 205,424 | 202,625 | 111,582 | 269,711 |
| Other | 8,963,422 | 7,872,236 | 6,982,765 | 7,517,563 | 4,854,739 | 4,688,609 | 4,899,535 | 4,777,475 | 2,634,492 | 2,820,030 |
| Committed: | | | | | | | | | | |
| Capital Projects | 16,160,633 | 2,225,881 | 1,900,222 | 1,373,346 | 1,051,098 | 1,637,838 | 1,691,061 | 1,416,877 | 1,001,999 | - |
| Assigned: | | | | | | | | | | |
| Purchases on Order | - | - | 71,699 | - | - | - | - | - | - | - |
| Unassigned: | 6,741,928 | (111,105) | (69,857) | (127,160) | (146,232) | (139,006) | (143,374) | (224,464) | (118,565) | (234,522) |
| Total All Other Governmental Funds | <u>48,736,805</u> | <u>28,090,782</u> | <u>25,274,611</u> | <u>21,673,261</u> | <u>22,702,747</u> | <u>20,985,826</u> | <u>20,562,894</u> | <u>19,272,646</u> | <u>15,338,348</u> | <u>13,884,021</u> |
| Total Governmental Funds | <u>\$ 71,306,999</u> | <u>\$ 43,386,836</u> | <u>\$ 37,934,257</u> | <u>\$ 29,640,817</u> | <u>\$ 29,848,054</u> | <u>\$ 24,128,841</u> | <u>\$ 32,808,718</u> | <u>\$ 15,455,599</u> | <u>\$ 15,115,011</u> | <u>\$ 16,281,623</u> |

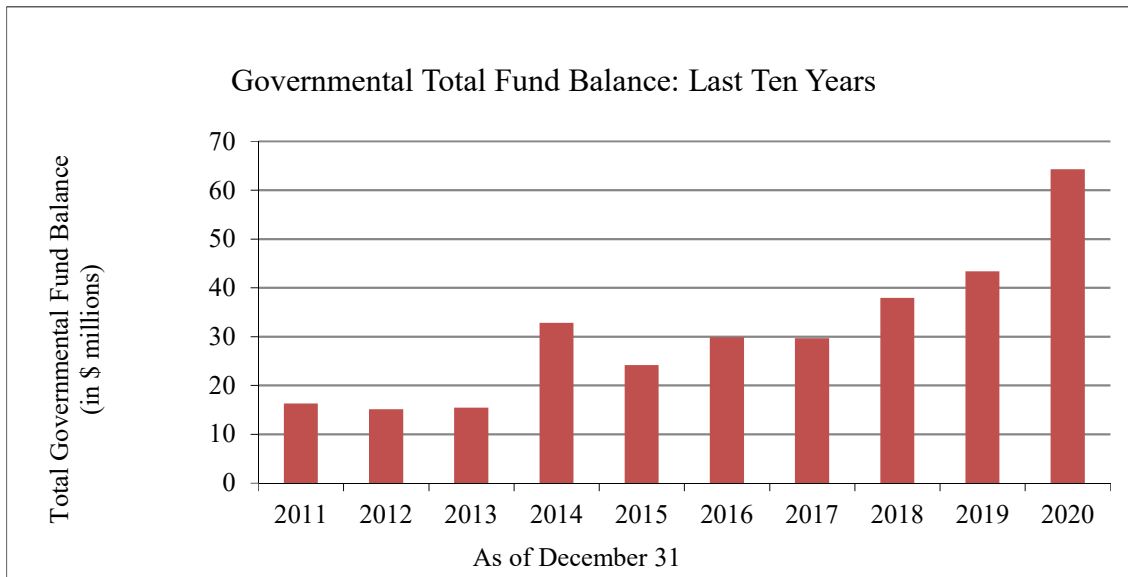
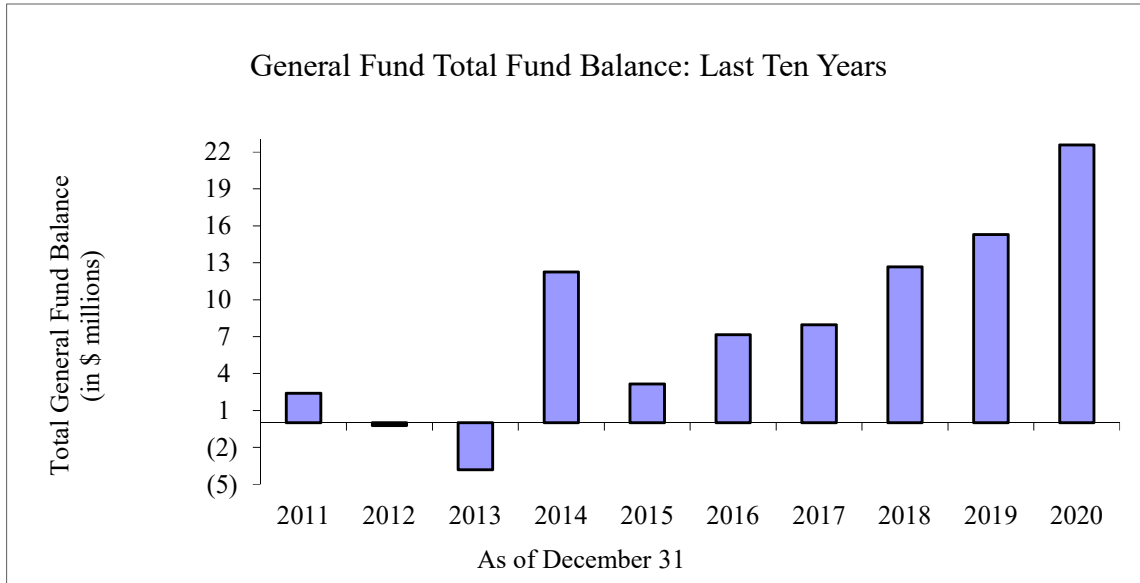
Notes:

- 1) Generally accepted accounting principles changed for the reporting of fund balance with GASB 54 effective for years ending on or after December 31, 2011. Prior to 2011, records were not compiled in accordance with GASB 54, "Fund Balance Reporting and Governmental Fund Type Definitions." This GASB was implemented on a prospective basis starting January 1, 2011.
- 2) Two activities previously categorized as business-type (HealthChoices and Emergency Services) are classified as governmental starting January 1, 2011, due to the change in definition of a special revenue fund per GASB 54. Financial statements prior to January 1, 2011 have not been restated to reflect this change.

COUNTY OF BEAVER, PENNSYLVANIA

FUND BALANCES, GOVERNMENTAL FUNDS

LAST TEN YEARS (MODIFIED ACCRUAL BASIS OF ACCOUNTING)



COUNTY OF BEAVER, PENNSYLVANIA

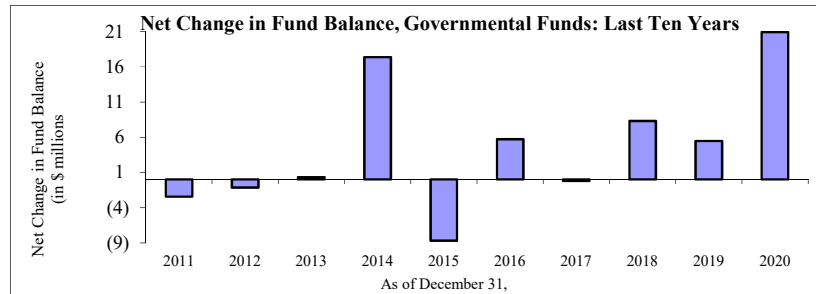
CHANGE IN FUND BALANCE, GOVERNMENTAL FUNDS

LAST TEN YEARS (MODIFIED ACCRUAL BASIS OF ACCOUNTING)

| | 2020 | 2019 | 2018 | 2017 | 2016 | 2015 | 2014 | 2013 | 2012 | 2011 (c) |
|---|----------------------|---------------------|---------------------|---------------------|---------------------|-----------------------|----------------------|--------------------|-----------------------|-----------------------|
| Revenues | | | | | | | | | | |
| Real Estate Taxes | \$ 57,292,649 | \$ 57,469,358 | \$ 56,470,959 | \$ 55,897,454 | \$ 48,172,039 | \$ 46,920,546 | \$ 47,565,872 | \$ 47,526,123 | \$ 47,284,984 | \$ 47,359,047 |
| Licenses and Permits | 145,782 | 138,056 | 154,429 | 156,872 | 146,785 | 134,079 | 125,652 | 142,264 | 135,717 | 95,994 |
| Intergovernmental Revenues | 117,126,764 | 99,346,617 | 103,129,723 | 93,957,896 | 93,810,787 | 83,091,966 | 84,978,970 | 93,017,636 | 106,312,619 | 103,744,098 |
| Departmental Earnings | 16,110,253 | 17,824,922 | 16,281,325 | 15,580,781 | 16,744,636 | 16,070,793 | 11,348,699 | 11,019,107 | 10,852,799 | 10,748,397 |
| Interest and Rents | 473,356 | 883,684 | 835,468 | 235,159 | 196,183 | 169,130 | 93,025 | 36,468 | 60,383 | 73,801 |
| Local Hotel Room Tax | 525,970 | 818,848 | 666,695 | 529,013 | 319,265 | 308,262 | 291,612 | 268,517 | 273,245 | 267,925 |
| Miscellaneous | (875,995) | 142,591 | 122,655 | 124,536 | 133,753 | 167,924 | 112,063 | 1,198,927 | 1,686,939 | 1,062,804 |
| Total Revenues | 190,798,779 | 176,624,076 | 177,661,254 | 166,481,711 | 159,523,448 | 146,862,700 | 144,515,893 | 153,209,042 | 166,606,686 | 163,532,066 |
| Expenditures | | | | | | | | | | |
| Current: | | | | | | | | | | |
| General Government | 19,773,287 | 10,361,405 | 10,184,767 | 10,489,519 | 10,380,470 | 11,440,962 | 10,542,028 | 10,284,611 | 10,081,461 | 9,982,399 |
| Judicial | 18,164,075 | 17,844,763 | 17,350,750 | 17,452,973 | 16,850,316 | 16,869,061 | 15,816,183 | 15,650,178 | 14,919,818 | 14,028,854 |
| Public Safety (b) | 21,634,468 | 20,288,361 | 19,608,792 | 19,935,332 | 19,464,489 | 19,193,767 | 17,395,709 | 17,308,063 | 17,254,565 | 15,386,635 |
| Public Works and Enterprises (a) | 3,748,637 | 4,178,811 | 3,649,410 | 3,544,708 | 3,915,528 | 4,666,979 | 4,118,711 | 3,841,908 | 4,032,075 | 3,370,619 |
| Culture, Recreation and Conservation | 3,268,821 | 3,546,778 | 3,159,990 | 2,835,869 | 2,829,461 | 3,117,577 | 2,926,885 | 2,988,019 | 3,024,727 | 2,960,924 |
| Economic Development (a) | 5,296,410 | 5,025,244 | 5,998,593 | 4,172,189 | 4,828,439 | 4,506,303 | 5,156,566 | 5,923,971 | 7,593,606 | 8,300,580 |
| Human Services (b) (c) | 97,779,448 | 95,588,087 | 96,641,179 | 93,148,718 | 87,740,081 | 81,018,013 | 80,519,200 | 80,395,900 | 87,740,922 | 90,167,199 |
| Debt Service: | | | | | | | | | | |
| Principal | 7,222,359 | 7,273,875 | 5,722,878 | 6,113,680 | 1,506,871 | 4,751,704 | 4,510,711 | 3,594,186 | 3,036,967 | 3,285,850 |
| Interest | 4,357,492 | 4,450,717 | 4,347,980 | 3,291,855 | 2,476,450 | 5,682,783 | 5,942,119 | 4,995,116 | 5,306,440 | 5,537,461 |
| Bond Issuance Costs | 634,427 | - | - | 714,866 | 1,152,441 | - | - | 149,577 | 111,007 | - |
| Current Refunding | - | - | - | - | - | - | - | - | 7,795,703 | - |
| Other | 8,670 | 13,275 | 13,271 | 15,900 | - | 10,035 | 12,511 | 10,000 | 10,000 | - |
| Capital Outlay | - | - | - | - | - | - | - | - | - | - |
| Capital Asset Acquisition and Improvement | 7,221,639 | 4,360,339 | 1,242,153 | 734,619 | 1,921,658 | 3,414,698 | 2,887,048 | 1,065,230 | 1,358,674 | 1,410,896 |
| Infrastructure Acquisition and Improvement | 1,584,651 | 2,091,510 | 1,721,103 | 4,056,950 | 2,052,984 | 870,694 | 2,695,836 | 6,871,309 | 13,063,570 | 8,294,941 |
| Total Expenditures | 190,694,384 | 175,023,165 | 169,640,866 | 166,507,178 | 155,119,188 | 155,542,576 | 152,523,507 | 153,078,074 | 175,329,535 | 162,726,358 |
| Excess of Revenues Over (Under) Expenditures | 104,395 | 1,600,911 | 8,020,388 | (25,467) | 4,404,260 | (8,679,876) | (8,007,613) | 130,968 | (8,722,850) | 625,708 |
| Other Financing Sources (Uses) | | | | | | | | | | |
| Proceeds of Refunded Bonds | 24,485,000 | - | - | 64,810,000 | 114,640,000 | - | - | (6,636,785) | - | - |
| Capital Leases | 140,147 | 3,851,667 | 273,051 | 30,678 | - | - | - | 266,409 | 114,139 | - |
| Payment to Refunded Bonds Escrow Agent | (24,024,837) | - | - | (69,957,368) | (114,298,594) | - | - | 6,831,000 | 7,741,065 | - |
| Proceeds of Bonds | - | - | - | - | - | - | - | - | - | 58,403 |
| Issuance of Long-Term Debt | 18,075,000 | - | - | - | - | - | - | - | - | - |
| Issuance of Refunding Debt | - | - | - | - | - | - | - | 411,185 | 217,143 | - |
| Insurance Proceeds | - | - | - | - | - | - | - | - | 113,989 | - |
| Original Issue (Discount) Premium | 2,140,457 | - | - | 4,934,920 | 973,545 | - | 147,963 | (44,638) | (17,840) | - |
| Disposal of Friendship Ridge | - | - | - | - | - | - | 26,579,663 | - | - | - |
| Transfers In | 4,669,284 | 5,673,258 | 4,549,390 | 5,169,573 | 4,893,784 | 4,043,149 | 4,692,310 | 3,963,629 | 3,811,888 | 3,571,299 |
| Transfers Out (c) | (4,669,284) | (5,673,258) | (4,549,390) | (5,169,573) | (4,893,784) | (4,043,149) | (6,059,203) | (4,581,179) | (4,424,148) | (6,688,059) |
| Total Other Financing Sources (Uses) | 20,815,767 | 3,851,667 | 273,051 | (181,770) | 1,314,951 | (8,679,876) | 25,360,733 | 209,621 | 7,556,236 | (3,058,357) |
| Net Change in Fund Balances | \$ 20,920,162 | \$ 5,452,378 | \$ 8,293,439 | \$ (207,237) | \$ 5,719,211 | \$ (8,679,876) | \$ 17,353,120 | \$ 340,589 | \$ (1,166,614) | \$ (2,432,649) |
| Debt Service as a Percentage of | | | | | | | | | | |
| Noncapital Expenditures | 6.4% | 7.0% | 6.0% | 5.8% | 2.6% | 6.9% | 7.1% | 5.9% | 5.2% | 5.8% |

Notes:

- (a) In prior years the Economic Development Function was included as part of the Public Works function.
- (b) Two activities previously categorized as business-type (HealthChoices and Emergency Services) are classified as governmental starting January 1, 2011, due to the change in definition of a special revenue fund per GASB 54. Financial statements prior to January 1, 2011 have not been restated to reflect this change.
- (c) Effective January 1, 2011, county match expenditures from the General Fund to other funds are classified as Transfers Out in the General Fund and Transfer from Other Funds in the receiving fund. Prior to January 1, 2011, these transactions were reported as Human Services expenditures in the General Fund and Intergovernmental Revenues in the receiving fund.



COUNTY OF BEAVER, PENNSYLVANIA

ASSESSED VALUE AND ESTIMATED ACTUAL VALUE OF TAXABLE PROPERTY

LAST TEN YEARS

| Fiscal Year | Residential / Agricultural | Commercial / Industrial | Less Non Taxable | Total Taxable End of Year Actual Assessed Value | Total Taxable Actual Market Value | Common Level Ratio % (CLR) | Direct Tax Rate |
|-------------|-------------------------------|----------------------------|---------------------|--|---|-------------------------------------|--------------------|
| 2020 | \$ 1,967,177,368 | \$ 701,566,850 | \$ 432,105,614 | \$ 2,236,638,604 | \$ 12,203,438,807 | 18.33 % | 26.00 |
| 2019 | 1,960,176,368 | 714,325,459 | 476,984,727 | 2,197,517,100 | 10,080,353,670 | 21.80 | 26.00 |
| 2018 | 1,932,824,198 | 731,306,784 | 481,119,952 | 2,183,011,030 | 8,697,255,100 | 25.10 | 26.00 |
| 2017 | 1,879,460,490 | 755,422,224 | 459,319,927 | 2,175,562,787 | 8,335,489,605 | 26.10 | 26.00 |
| 2016 | 1,754,172,763 | 794,280,768 | 377,543,617 | 2,170,909,914 | 7,540,747,853 | 28.79 | 22.20 |
| 2015 | 2,019,704,712 | 605,164,351 | 463,497,884 | 2,161,371,179 | 7,376,693,444 | 29.30 | 22.20 |
| 2014 | 2,008,192,682 | 605,680,807 | 456,756,117 | 2,157,117,372 | 6,847,991,657 | 31.50 | 22.20 |
| 2013 | 1,993,695,757 | 605,382,307 | 459,296,093 | 2,139,781,971 | 6,275,020,442 | 34.10 | 22.20 |
| 2012 | 1,970,569,657 | 615,591,657 | 452,208,574 | 2,133,952,740 | 6,525,848,593 | 32.70 | 22.20 |
| 2011 | 1,970,569,657 | 605,884,431 | 457,991,312 | 2,118,462,776 | 7,085,159,786 | 29.90 | 22.20 |

Sources:

Beaver County Assessment Office

Notes:

Beaver County has established an assessment ratio of 50% at the last general reassessment conducted for the 1982 tax year. The Common Level Ratio (CLR) is the statistically calculated relationship between assessments and current market value, as certified by the State Tax Equalization Board pursuant to Act 267-1982. 2019 Total Taxable Actual Market Value amount was revised to conform to current methodology of calculation.

COUNTY OF BEAVER, PENNSYLVANIA

PROPERTY TAX RATES (IN MILS) - DIRECT AND OVERLAPPING GOVERNMENTS (PER \$1,000 OF ASSESSED VALUATION) LAST TEN COLLECTION YEARS

| | Year Taxes are Payable | | | | | | | | | |
|------------------------------|------------------------|--------------------|--------------------|--------------------|---------------------|---------------------|---------------------|---------------------|---------------------|---------------------|
| | 2020 | 2019 | 2018 | 2017 | 2016 | 2015 | 2014 | 2013 | 2012 | 2011 |
| County Direct Rate | | | | | | | | | | |
| Property Tax (1) | 26.00 | 26.00 | 26.00 | 26.00 | 22.20 | 22.20 | 22.20 | 22.20 | 22.20 | 22.20 |
| Municipal Rates | | | | | | | | | | |
| City of Aliquippa (2) | L 86.00 B 16.25 | L 86.00 B 16.25 | L 86.00 B 16.25 | L 84.00 B 14.40 | L 84.00 B 14.40 | L 84.00 B 14.10 | L 84.00 B 14.40 | L 84.00 B 14.40 | L 84.00 B 14.40 | L 84.00 B 14.40 |
| City of Beaver Falls | 34.00 | 34.00 | 32.00 | 32.00 | 32.00 | 32.00 | 32.00 | 32.00 | 32.00 | 32.00 |
| Townships | 7.00-30.00 | 7.00-30.00 | 7.00-30.00 | 7.00-30.00 | 7.00-30.00 | 7.00-30.00 | 7.00-30.00 | 7.00-30.00 | 5.00-27.50 | 5.00-25.00 |
| Boroughs (3) | 2.00-34.50 | 2.00-34.50 | 2.00-34.50 | 2.00-34.50 | 2.00-34.50 | 2.00-34.50 | 2.00-34.50 | 2.00-34.50 | 2.00-34.50 | 1.00-34.50 |
| School District Rates | | | | | | | | | | |
| City of Aliquippa (2) | L 258.00 B 40.5 | L 255.00 B 39.5 | L 249.00 B 38.5 | L 240.50 B 37.3 | L 232.00 B 36.00 | L 224.00 B 34.75 | L 218.00 B 34.00 | L 212.00 B 33.85 | L 207.00 B 33.00 | L 202.00 B 32.50 |
| City of Beaver Falls | 68.00 | 68.00 | 67.00 | 67.00 | 66.00 | 64.00 | 64.00 | 63.00 | 62.00 | 62.00 |
| Townships | 59.30-85.20 | 58.30-83.4709 | 56.65-81.4350 | 55.65-79.2941 | 53.56-79.2941 | 51.1526-75.8610 | 48.30-73.9390 | 47.00-73.9390 | 44.00-72.9390 | 44.00-69.8390 |
| Boroughs (3) | 31.75-85.20 | 31.75-83.4709 | 31.75-81.4350 | 31.75-79.2941 | 31.00-79.2941 | 30.25-75.8610 | 29.50-73.9390 | 28.75-73.9390 | 28.00-72.9390 | 28.00-69.8390 |
| Totals | | | | | | | | | | |
| City of Aliquippa (2) | | | | | | | | | | |
| Land | 370.00 | 367.00 | 361.00 | 350.50 | 338.20 | 330.20 | 324.20 | 318.20 | 313.20 | 308.20 |
| Building | 82.75 | 81.75 | 80.75 | 77.70 | 72.60 | 71.05 | 70.60 | 70.45 | 69.60 | 69.10 |
| Total | 452.75 | 448.75 | 441.75 | 428.20 | 410.80 | 401.25 | 394.80 | 388.65 | 382.80 | 377.30 |
| City of Beaver Falls | 128.00 | 128.00 | 125.00 | 125.00 | 120.20 | 118.20 | 118.20 | 117.20 | 116.20 | 116.20 |
| Townships | 92.30-139.4709 | 91.30-139.4709 | 89.65-137.435 | 88.67-135.2941 | 82.76-131.4941 | 80.3526-128.061 | 77.50-126.139 | 76.20-126.139 | 71.20-122.6390 | 71.20-117.0390 |
| Boroughs (3) | 57.30-143.9709 | 59.75-143.9709 | 59.75-141.935 | 59.75-139.7941 | 55.20-135.9941 | 54.45-132.561 | 53.70-130.639 | 52.95-130.639 | 52.20-129.6390 | 51.20-126.5390 |

Sources:
Beaver County Assessment Office

- Notes:**
- (1) The County's property tax rate does not have any components to it.
 - (2) The City of Aliquippa is the only municipality within Beaver County where both the City and School District apply a separate tax rate to land value as opposed to building value.
 - (3) A portion of Ellwood City Borough is annexed to Beaver County from Lawrence County for County Tax Rate purposes only.

L: Land
B: Building

COUNTY OF BEAVER, PENNSYLVANIA

PRINCIPAL PROPERTY TAX PAYERS

CURRENT YEAR AND TEN YEARS AGO

| Tax Payer | January 1, 2020 | |
|--|-------------------------------------|--|
| | Real Property Assessed Valuation | Percentage of Total Assessed Valuation |
| First Energy Corporation (Bruce Mansfield, BV2) | \$ 67,703,938 | 3.03% |
| Beaver Valley Mall LLC | 13,426,250 | 0.60% |
| Wal-Mart Real Estate | 6,932,900 | 0.31% |
| Comprehensive Health Care Management | 6,719,750 | 0.30% |
| Nova Chemicals Inc. | 6,625,850 | 0.30% |
| ARC TMMONPA001, LLC (Lowes, Eat'n Park, Texas Roadhouse) | 6,133,200 | 0.27% |
| The Buncher Company | 5,286,350 | 0.24% |
| THF Monaca, LP | 4,988,300 | 0.22% |
| Koppel Steel (Ambridge & Koppel) | 4,744,000 | 0.21% |
| United States Gypsum | 4,565,480 | 0.20% |
| | \$ 127,126,018 | 5.68% |
| Total Assessed Valuation | \$ 2,236,638,604 | |

| Tax Payer | January 1, 2011 | |
|--|-------------------------------------|--|
| | Real Property Assessed Valuation | Percentage of Total Assessed Valuation |
| First Energy Corporation (Bruce Mansfield, BV2, Various) | \$ 67,187,003 | 3.00% |
| PR Beaver Valley LP - Beaver Valley Mall | 14,225,450 | 0.64% |
| Koppel Steel (Ambridge & Koppel) | 7,400,700 | 0.33% |
| Horsehead Industries | 6,210,850 | 0.28% |
| DDR MDT - Lowes, Eat'N park, Texas Roadhouse | 6,133,200 | 0.27% |
| United States Gypsum - Aliquippa | 6,064,300 | 0.27% |
| THF Monaca, LP - Walmart | 4,988,300 | 0.22% |
| Nova Chemicals Inc. | 4,800,000 | 0.21% |
| The Buncher Company | 4,436,550 | 0.20% |
| NGC Gypsum Plant - Shippingport | 4,366,850 | 0.20% |
| | \$ 125,813,203 | 5.62% |
| Total Assessed Valuation | \$ 2,118,462,776 | |

Notes:

Beaver County has established an assessment ratio of 50% at the last general reassessment conducted for the 1982 tax year. The Common Level Ratio (CLR) is the statistically calculated relationship between assessments and current market value, as certified by the State Tax Equalization Board pursuant to Act 267-1982.

Prior top ten principal property tax payer information was reported on market value and currently at assessed value

Sources:

Beaver County Board of Property Assessment

COUNTY OF BEAVER, PENNSYLVANIA

PROPERTY TAX LEVIES AND COLLECTIONS

LAST TEN YEARS

| Fiscal Year Ended December 31, | Total Property Tax Levied for the Fiscal Year | Collected within the Fiscal Year of the Levy | | Delinquent & Lien Tax Collections | Total Collection to Date | |
|---|--|---|-----------------------|---|--------------------------|-----------------------|
| | | Amount | Percentage of Levy | | Amount | Percentage of Levy |
| 2020 | \$ 58,152,604 | \$ 51,742,997 | 88.98 % | \$ 5,545,868 | \$ 57,288,865 | 98.51 % |
| 2019 | 57,135,445 | 52,077,293 | 91.15 | 5,387,520 | 57,464,813 | 100.58 |
| 2018 | 56,758,287 | 51,464,897 | 90.67 | 5,003,239 | 56,468,136 | 99.49 |
| 2017 | 56,564,632 | 51,217,576 | 90.55 | 4,656,917 | 55,874,493 | 98.78 |
| 2016 | 48,194,200 | 43,979,609 | 91.25 | 4,181,617 | 48,161,226 | 99.93 |
| 2015 | 47,982,440 | 43,383,263 | 90.41 | 4,526,343 | 47,909,606 | 99.85 |
| 2014 | 47,888,006 | 43,047,035 | 89.89 | 4,509,130 | 47,556,165 | 99.31 |
| 2013 | 47,503,160 | 41,734,778 | 87.86 | 4,763,416 | 46,498,194 | 97.88 |
| 2012 | 47,373,751 | 41,279,400 | 87.14 | 4,975,885 | 46,255,285 | 97.64 |
| 2011 | 47,029,874 | 40,976,033 | 87.13 | 5,363,564 | 46,339,597 | 98.53 |

Sources:

Beaver County Board of Property Assessment

Notes:

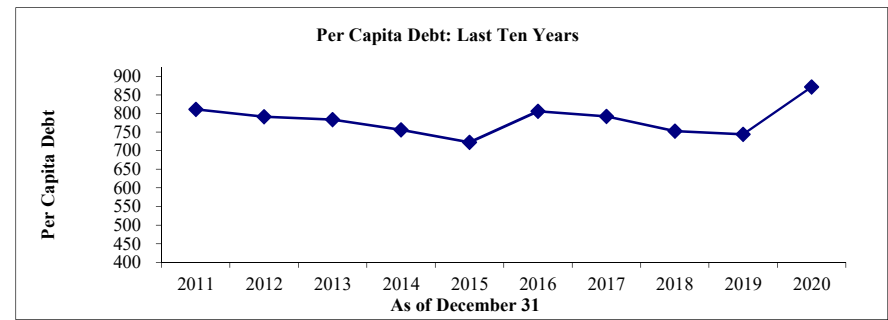
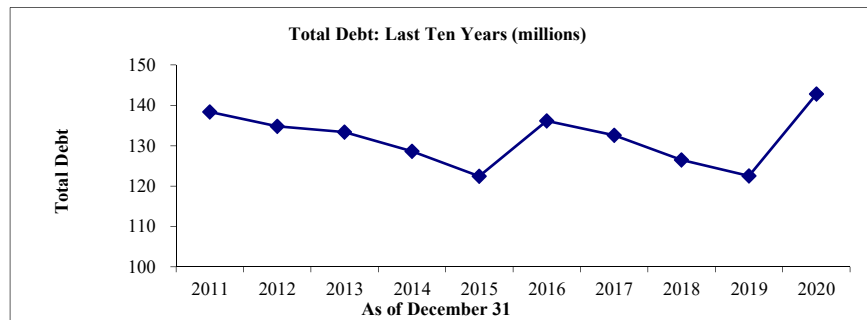
Total tax levy is based on assessment roll certification and all revisions through December 31. Current tax collections are those taxes (discount, face and penalty) collected from January 1 thru December 31. Delinquent and lien taxes are the summation of current taxes collected from January 1 thru February 15 of the subsequent year plus those collections made by the Tax Claim Bureau through December 31 of the current year. The Tax Claim Bureau does not identify lien tax collections by the year for which the tax was levied.

2016 and 2015 property tax levied was revised to conform to current methodology of calculation

COUNTY OF BEAVER, PENNSYLVANIA

RATIO OF OUTSTANDING DEBT TO TOTAL PERSONAL INCOME AND DEBT PER CAPITA LAST TEN YEARS

| Year | Governmental Activities | | | | Business-type Activities | | | Total Primary Government | | |
|------|--------------------------------|--|---------------------------------|-------------------------------------|--------------------------------|--|---------------------------------|--------------------------|-------------------------------------|---------------|
| | General Obligation Bonds | Other General Long-term Liabilities | Capital Lease Obligations | Obligations under Derivatives | General Obligation Bonds | Other General Long-term Liabilities | Capital Lease Obligations | Total Debt | Percentage of Personal Income | Per Capita |
| 2020 | \$ 97,538,854 | \$ 37,905,000 | \$ 7,388,019 | \$ - | \$ - | \$ - | \$ - | \$ 142,831,873 | 2.78 % | 871 |
| 2019 | 106,700,685 | 7,530,068 | 8,273,844 | - | - | - | - | 122,504,597 | 2.48 | 744 |
| 2018 | 112,093,421 | 8,925,908 | 5,472,634 | - | - | - | - | 126,491,963 | 2.58 | 752 |
| 2017 | 116,620,498 | 10,291,170 | 5,680,033 | - | - | - | - | 132,591,701 | 2.67 | 792 |
| 2016 | 118,573,545 | 11,640,917 | 5,960,758 | - | - | - | - | 136,175,220 | 2.96 | 806 |
| 2015 | 62,451,933 | 44,459,723 | 15,514,970 | - | - | - | - | 122,426,626 | 2.61 | 723 |
| 2014 | 65,065,000 | 47,709,130 | 15,885,089 | - | - | - | - | 128,659,219 | 2.75 | 756 |
| 2013 | 63,594,212 | 37,566,490 | 16,117,472 | - | 3,300,788 | 12,823,350 | - | 133,402,312 | 3.11 | 784 |
| 2012 | 70,262,258 | 31,676,265 | 16,241,559 | - | 7,027,145 | 9,570,138 | - | 134,777,365 | 3.09 | 791 |
| 2011 | 73,583,133 | 31,067,844 | 16,329,003 | - | 7,791,210 | 9,572,254 | - | 138,343,444 | 3.43 | 811 |



* As further explained in Note N to the Financial Statements, long-term debt of the Business-type Activities have been assigned to the Governmental Activities during 2014.

COUNTY OF BEAVER, PENNSYLVANIA

RATIO OF NET OBLIGATION BONDED DEBT TO ASSESSED VALUE AND NET BONDED DEBT PER CAPITA LAST TEN YEARS

| Year | Population | Estimated Actual Value of Taxable Property | Net Bonded Debt | Ratio of Net Bonded Debt to Estimated Actual Value of Taxable Property | Net Bonded Debt Per Capita |
|------|------------|---|-----------------------|--|----------------------------------|
| 2020 | 163,929 | \$ 12,203,438,807 | \$ 95,806,442 | 0.79 % | 584 |
| 2019 | 164,742 | 10,080,353,670 | 104,645,973 | 1.04 | 635 |
| 2018 | 168,161 | 8,697,255,100 | 109,726,754 | 1.26 | 653 |
| 2017 | 167,429 | 8,335,489,605 | 113,947,233 | 1.37 | 681 |
| 2016 | 168,908 | 7,540,747,853 | 112,476,306 | 1.49 | 666 |
| 2015 | 169,392 | 7,376,693,444 | 55,829,477 | 0.76 | 330 |
| 2014 | 170,115 | 6,847,991,657 | 57,960,289 | 0.85 | 341 |
| 2013 | 170,245 | 6,275,020,442 | 66,895,000 | 1.07 | 393 |
| 2012 | 170,414 | 6,525,848,593 | 77,289,403 | 1.18 | 454 |
| 2011 | 170,567 | 7,085,159,786 | 81,374,343 | 1.15 | 477 |

Notes:

2019 Estimated Actual Value of Taxable Property amount was revised to conform to current methodology of calculation.

COUNTY OF BEAVER, PENNSYLVANIA

LEGAL DEBT MARGIN

LAST TEN YEARS

| | 2020 | 2019 | 2018 | 2017 | 2016 | 2015 | 2014 | 2013 | 2012 | 2011 |
|---|---------------|---------------|---------------|---------------|---------------|---------------|---------------|---------------|---------------|---------------|
| Borrowing Base | \$ 80,817,555 | \$ 80,248,126 | \$ 75,972,755 | \$ 71,484,046 | \$ 66,830,635 | \$ 64,785,129 | \$ 63,812,699 | \$ 64,073,070 | \$ 63,661,278 | \$ 63,302,104 |
| Legal Debt Limit: | | | | | | | | | | |
| Non-electoral Debt | 242,452,665 | 240,744,379 | 227,918,264 | 214,452,137 | 200,491,905 | 194,355,388 | 191,438,097 | 192,219,211 | 190,983,833 | 189,906,311 |
| Non-electoral Debt plus Lease Rental Debt | 323,270,220 | 320,992,505 | 303,891,019 | 285,936,183 | 267,322,540 | 259,140,517 | 255,250,796 | 256,292,281 | 254,645,111 | 253,208,415 |
| Net Debt Applicable to the Limit: | | | | | | | | | | |
| Non-electoral Debt | 97,572,006 | 107,740,149 | 113,915,060 | 119,269,936 | 121,453,059 | 92,721,547 | 95,249,061 | 88,336,056 | 109,144,638 | 113,963,491 |
| Non-electoral Debt plus Lease Rental Debt | 46,646,172 | 15,803,912 | 14,398,542 | 15,996,677 | 17,633,290 | 30,843,330 | 33,494,159 | 45,882,706 | 26,949,911 | 26,111,303 |
| Legal Debt Margin: | | | | | | | | | | |
| Non-electoral Debt | 144,880,659 | 133,004,230 | 114,003,204 | 95,182,201 | 79,038,846 | 101,633,841 | 96,189,036 | 103,883,155 | 81,839,195 | 75,942,820 |
| Non-electoral Debt plus Lease Rental Debt | 276,624,048 | 305,188,593 | 289,492,477 | 269,939,506 | 249,689,250 | 228,297,187 | 221,756,637 | 210,409,575 | 227,695,200 | 227,097,112 |
| Ratio of Net Debt Applicable to the Limit / Legal Debt Limit: | | | | | | | | | | |
| Non-electoral Debt | 40% | 45% | 50% | 56% | 61% | 48% | 50% | 46% | 57% | 60% |
| Non-electoral Debt plus Lease Rental Debt | 14% | 5% | 5% | 6% | 7% | 12% | 13% | 18% | 11% | 10% |

Limitations on incurring other debt:

A county shall not incur any new non-electoral debt if the aggregate net principal amount of the new non-electoral debt, together with all other net non-electoral debt outstanding, would cause the total non-electoral debt of the county to exceed 300% of its borrowing base. Also, the total non-electoral debt plus lease rental debt shall not exceed 400% of a county's borrowing base.

Borrowing base:

The annual arithmetic average of the total revenues for the last full three fiscal years ended, as executed by the authorized officials of the county or by an independent accountant. Certain revenues such as reimbursements from the Commonwealth or the federal government for repayments of non-electoral debt and investment income in bond sinking funds set aside for the payment of debt, shall be excluded from the determination of the borrowing base.

Debt:

Debt is the amount of all obligations for the payment of money incurred by a county except for: current obligations for the full payment of which current revenues have been appropriated, obligations under contracts allocable to current operating expenses of future years, rentals or payments payable in future years under leases or other forms of agreements (except for capital leases), interest or taxes on bonds or notes which are not overdue, and obligations incurred under a qualified interest rate management agreement.

Non-electoral debt:

Non-electoral debt is all debt of a county, except for that specifically incurred with the assent of the electors and the guarantee of the debt of other entities (see "lease rental debt")

Lease rental debt:

The principal amount of authority bonds/notes or bonds/notes of another local government unit to be repaid from payments of the local government unit made pursuant to leases, guarantees, subsidy contracts or other forms of agreement which evidence the acquisition of capital assets (not including any debt which has been approved by the electors).

Legal debt margin:

The amount available for a local government to incur new non-electoral debt or new lease rental debt

Notes:

Details regarding the County's outstanding debt can be found in the notes to the financial statements

COUNTY OF BEAVER, PENNSYLVANIA

PRINCIPAL EMPLOYERS

CURRENT YEAR AND TEN YEARS AGO

| Employer | 2020 | |
|---------------------------------------|-----------|---|
| | Employees | Percentage of Total County Employment |
| Great Arrow Builders, LLC | n/a | n/a |
| Valley Medical Facilities, Inc. | n/a | n/a |
| Wal-Mart Associates, Inc. | n/a | n/a |
| Passavant Memorial Homes | n/a | n/a |
| Beaver County | n/a | n/a |
| Beaver Valley Nuclear Plant | n/a | n/a |
| Giant Eagle, Inc. | n/a | n/a |
| Bechtel Oil Gas & Chemicals, Inc. | n/a | n/a |
| Veka Inc. | n/a | n/a |
| Heritage Valley Medical Group, Inc. | n/a | n/a |
| Total | n/a | n/a |
| Total County Employees | 743 | |
| Employer | 2011 | |
| | Employees | Percentage of Total County Employment |
| Valley Medical Facilities, Inc. | n/a | n/a |
| Beaver County Government | n/a | n/a |
| First Energy Nuclear Operating | n/a | n/a |
| Fidelity National Management Services | n/a | n/a |
| Passavant Memorial Homes | n/a | n/a |
| Wal-Mart Associates, Inc. | n/a | n/a |
| IPSCO Koppel Tubulars Corporation | n/a | n/a |
| Horsehead Corporation | n/a | n/a |
| Michael Baker Jr., Inc. | n/a | n/a |
| McGuire Memorial | n/a | n/a |
| Total | n/a | n/a |
| Total County Employees | 787 | |

Notes:

Number of Employees not available from source due to confidentiality.

Sources:

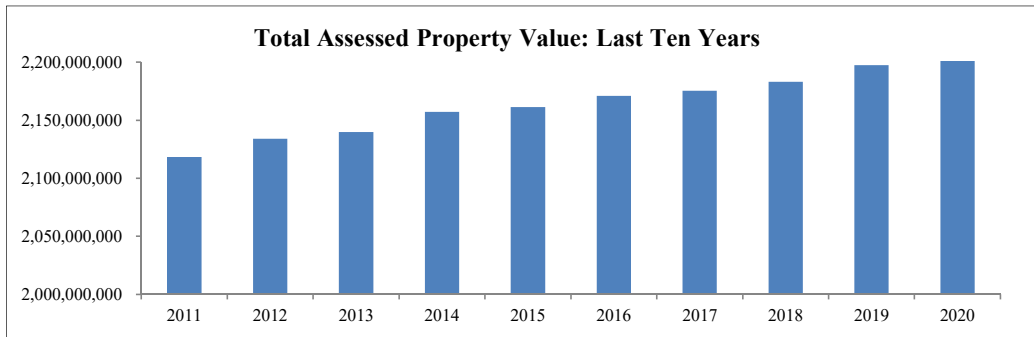
Center for Workforce Information and Analysis-Home of PA Work Stats

COUNTY OF BEAVER, PENNSYLVANIA

DEMOGRAPHIC AND ECONOMIC STATISTICS

LAST TEN YEARS

| Year | Population | Total Personal Income (thousands of dollars) | Per Capita Personal Income | Median Household Income | Median Age | Percent with Educational Attainment: Bachelor's Degree or Higher | School Enrollment | Unemployment Rate | Total Assessed Property Value |
|------|--------------|--|----------------------------|-------------------------|------------|--|-------------------|-------------------|-------------------------------|
| 2020 | 163,929 (12) | \$ 5,131,797,345 | \$ 31,305 (12) | \$ 57,807 (12) | 45.1 (12) | 24.7 % (12) | 31,374 (12) | 7.5 % (1) | \$ 2,236,638,604 |
| 2019 | 164,742 (11) | 4,944,895,872 | 30,016 (11) | 55,828 (11) | 45.1 (11) | 24.0 (11) | 31,208 (11) | 4.9 (1) | 2,197,517,100 |
| 2018 | 168,161 (10) | 4,903,911,082 | 29,162 (10) | 53,981 (10) | 44.9 (10) | 24 (10) | 34,851 (10) | 3.8 (1) | 2,183,011,030 |
| 2017 | 167,429 (9) | 4,959,581,838 | 29,622 (9) | 55,221 (9) | 44.9 (9) | 25.6 (9) | 34,559 (9) | 5.3 (1) | 2,175,562,787 |
| 2016 | 168,908 (8) | 4,599,871,564 | 27,233 (8) | 50,581 (8) | 44.8 (8) | 21.7 (8) | 35,365 (8) | 4.2 (1) | 2,170,909,914 |
| 2015 | 169,392 (7) | 4,695,376,848 | 27,719 (7) | 51,222 (7) | 44.9 (7) | 22.4 (7) | 34,389 (7) | 4.8 (1) | 2,161,371,179 |
| 2014 | 170,115 (6) | 4,684,626,870 | 27,538 (6) | 49,937 (6) | 45.0 (6) | 25.1 (6) | 35,939 (6) | 5.7 (1) | 2,157,117,372 |
| 2013 | 170,245 (5) | 4,286,769,100 | 25,180 (5) | 47,083 (5) | 44.8 (5) | 21.3 (5) | 35,439 (5) | 5.9 (1) | 2,139,781,971 |
| 2012 | 170,414 (4) | 4,355,270,598 | 25,557 (3) | 48,901 (3) | 44.3 (3) | 14.3 (3) | 36,583 (3) | 7.4 (1) | 2,133,952,740 |
| 2011 | 170,567 (2) | 4,035,103,519 | 23,657 (2) | 43,898 (2) | 44.3 (2) | 20.1 (2) | 39,875 (2) | 6.6 (1) | 2,118,462,776 |



Sources:

- (1) Center for Workforce Information and Analysis - Home of PA Work Stats
- (2) U.S. Census Bureau, 2010 ACS Demographic and Housing Estimates
- (3) U.S. Census Bureau, 2011 American Community Survey
- (4) U.S. Census Bureau, 2011 American Community Survey 1-Year Estimates
- (5) U.S. Census Bureau, 2012 American Community Survey 1-Year Estimates
- (6) U.S. Census Bureau, 2013 American Community Survey 1-Year Estimates
- (7) U.S. Census Bureau, 2014 American Community Survey 1-Year Estimates
- (8) U.S. Census Bureau, 2015 American Community Survey 1-Year Estimates
- (9) U.S. Census Bureau, 2016 American Community Survey 1-Year Estimates
- (10) U.S. Census Bureau, 2017 American Community Survey 1-Year Estimates
- (11) U.S. Census Bureau, 2018 American Community Survey 1-Year Estimates
- (12) U.S. Census Bureau, 2019 American Community Survey 1-Year Estimates

COUNTY OF BEAVER, PENNSYLVANIA

FULL-TIME EQUIVALENT COUNTY GOVERNMENT EMPLOYEES BY FUNCTION / PROGRAM LAST TEN YEARS

| Function/Program | 2020 | 2019 | 2018 | 2017 | 2016 | 2015 | 2014 | 2013 | 2012 | 2011 |
|---|--------------|--------------|--------------|--------------|--------------|--------------|--------------|--------------|--------------|--------------|
| General Government: | | | | | | | | | | |
| Board of Commissioners | 7.0 | 6.0 | 4.0 | 7.0 | 7.0 | 6.0 | 5.0 | 5.0 | 5.0 | 5.0 |
| Controller | 9.0 | 6.0 | 7.0 | 8.0 | 9.0 | 7.0 | 8.0 | 9.0 | 8.0 | 8.0 |
| Treasurer | 11.0 | 10.0 | 10.5 | 11.5 | 11.5 | 11.5 | 12.5 | 13.0 | 9.5 | 10.5 |
| Recorder of Deeds | 5.5 | 6.0 | 6.5 | 7.5 | 7.5 | 6.5 | 6.5 | 6.5 | 7.0 | 6.0 |
| Legal Department | 3.0 | 3.0 | 3.0 | 2.5 | 3.5 | 3.5 | 3.5 | 3.5 | 3.5 | 2.5 |
| Employee Relations | 6.0 | 6.0 | 4.0 | 3.0 | 3.5 | 6.0 | 6.0 | 6.0 | 6.0 | 5.0 |
| Records Management | 0.0 | 0.0 | 0.0 | 1.0 | 1.5 | 2.5 | 3.0 | 3.0 | 4.0 | 5.0 |
| Information Technology | 6.0 | 5.0 | 4.0 | 4.0 | 5.5 | 6.0 | 6.0 | 6.0 | 7.0 | 7.0 |
| Purchasing/Central Services | 4.0 | 4.0 | 4.0 | 4.0 | 4.0 | 3.0 | 2.5 | 2.0 | 3.0 | 3.0 |
| Planning Commission | 5.0 | 5.0 | 5.0 | 5.0 | 5.0 | 5.0 | 5.0 | 5.0 | 4.0 | 4.0 |
| Weights & Measures | 1.0 | 1.0 | 1.0 | 1.0 | 1.0 | 1.0 | 1.0 | 1.0 | 1.0 | 1.0 |
| Veterans Affairs | 3.5 | 3.5 | 3.5 | 2.5 | 3.5 | 3.5 | 3.5 | 3.0 | 2.0 | 3.0 |
| Elections Bureau | 8.5 | 6.5 | 7.5 | 5.0 | 8.0 | 8.0 | 8.0 | 9.0 | 8.5 | 8.5 |
| Assessment/Tax Claim | 15.5 | 14.5 | 16.0 | 15.0 | 17.0 | 21.5 | 21.0 | 21.0 | 20.5 | 20.5 |
| Public Defender | 14.0 | 13.5 | 14.5 | 14.0 | 15.0 | 17.0 | 16.0 | 16.0 | 16.0 | 16.0 |
| Judicial: | | | | | | | | | | |
| Clerk of Courts | 12.0 | 10.5 | 9.5 | 11.5 | 12.0 | 11.5 | 11.5 | 11.5 | 11.5 | 11.5 |
| Coroner | 4.5 | 4.0 | 5.0 | 2.0 | 4.0 | 3.0 | 2.0 | 2.5 | 3.0 | 2.5 |
| Jury Commission | 0.0 | 2.0 | 2.0 | 2.0 | 2.0 | 1.0 | 1.0 | 1.0 | 1.0 | 1.5 |
| District Attorney | 28.0 | 28.0 | 27.0 | 27.0 | 25.0 | 24.5 | 24.5 | 24.0 | 24.0 | 23.5 |
| Prothonotary | 11.0 | 9.5 | 10.0 | 10.5 | 11.0 | 11.5 | 11.5 | 11.0 | 12.0 | 11.5 |
| Register of Wills | 7.5 | 6.5 | 5.5 | 5.5 | 6.5 | 4.5 | 5.5 | 5.5 | 5.5 | 5.5 |
| Sheriff | 39.0 | 40.5 | 41.0 | 41.0 | 36.0 | 44.5 | 46.5 | 45.0 | 46.0 | 46.5 |
| Court Administrator | 45.5 | 38.0 | 39.0 | 38.0 | 42.0 | 45.0 | 44.0 | 41.5 | 43.5 | 42.5 |
| Law Library | 1.5 | 1.5 | 1.5 | 1.5 | 1.5 | 1.5 | 1.5 | 1.5 | 1.5 | 1.5 |
| District Courts | 26.0 | 26.5 | 30.0 | 29.0 | 28.0 | 31.0 | 31.0 | 31.0 | 27.0 | 31.0 |
| Domestic Relations | 31.5 | 31.0 | 31.0 | 29.0 | 31.0 | 29.0 | 32.0 | 33.0 | 33.0 | 32.0 |
| Victim Witness | 0.0 | 2.0 | 3.0 | 3.0 | 4.0 | 3.5 | 3.0 | 3.0 | 3.0 | 3.0 |
| Drug Investigation | 5.0 | 5.5 | 13.5 | 6.5 | 12.0 | 9.0 | 8.5 | 7.0 | 8.0 | 7.0 |
| Public Safety: | | | | | | | | | | |
| Emergency Services | 54.5 | 43.5 | 45.0 | 50.0 | 42.0 | 45.5 | 44.0 | 43.0 | 43.5 | 45.5 |
| County Jail | 81.0 | 78.5 | 81.5 | 79.5 | 84.0 | 88.5 | 88.5 | 82.0 | 93.0 | 93.5 |
| DUI Program | 3.0 | 3.0 | 3.0 | 2.0 | 3.0 | 3.0 | 3.0 | 3.0 | 2.0 | 2.0 |
| Adult Probation/Intermediate Punishment | 34.0 | 35.0 | 32.0 | 31.0 | 31.0 | 31.0 | 31.0 | 31.0 | 31.5 | 30.0 |
| Juvenile Services | 26.0 | 26.0 | 26.0 | 27.0 | 27.0 | 26.5 | 25.5 | 26.5 | 25.5 | 25.5 |
| Public Works & Enterprises: | | | | | | | | | | |
| Department of Public Works | 29.0 | 29.0 | 30.0 | 29.0 | 28.0 | 34.0 | 34.5 | 33.0 | 30.5 | 29.5 |
| Liquid Fuels | 1.0 | 1.0 | 1.0 | 1.0 | 1.0 | 1.0 | 1.0 | 1.0 | 1.0 | 1.0 |
| Culture, Recreation and Conservation: | | | | | | | | | | |
| Waste Management | 5.0 | 5.0 | 4.0 | 4.0 | 4.0 | 3.5 | 3.5 | 3.0 | 3.5 | 5.0 |
| Library Commission | 10.0 | 9.5 | 10.0 | 7.0 | 9.5 | 11.5 | 11.5 | 11.5 | 12.0 | 11.5 |
| Parks/Recreation/Tourist Promotion | 12.0 | 12.0 | 14.5 | 9.0 | 12.5 | 12.5 | 13.0 | 12.0 | 13.0 | 12.5 |
| Human Services: | | | | | | | | | | |
| MH/ID (formerly MH/MR)-Drug & Alcohol-HealthChoices | 72.0 | 75.0 | 80.0 | 77.0 | 79.0 | 78.0 | 79.0 | 78.0 | 71.5 | 81.0 |
| Children & Youth | 73.0 | 71.0 | 71.0 | 72.0 | 72.0 | 71.0 | 67.5 | 65.5 | 63.0 | 67.0 |
| Office on Aging | 22.5 | 25.0 | 28.0 | 25.5 | 30.5 | 29.0 | 28.0 | 29.5 | 31.5 | 39.0 |
| Childcare Choices | 0.0 | 0.0 | 0.0 | 0.0 | 0.0 | 0.0 | 0.0 | 0.0 | 9.5 | 10.0 |
| Economic Development: | | | | | | | | | | |
| Community Development | 9.5 | 9.0 | 9.0 | 9.0 | 9.0 | 9.0 | 9.0 | 9.0 | 9.0 | 9.0 |
| Total | <u>743.0</u> | <u>718.0</u> | <u>743.5</u> | <u>720.5</u> | <u>750.0</u> | <u>771.5</u> | <u>769.0</u> | <u>754.5</u> | <u>764.0</u> | <u>786.5</u> |

Method:

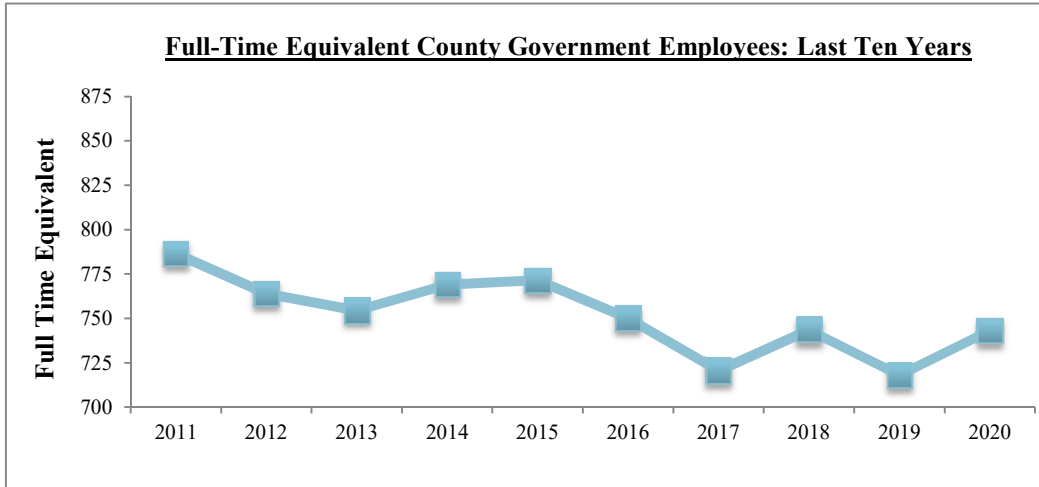
Using 1.0 for each full-time employee and 0.50 for each part-time and seasonal employee. Beginning in 2019, elected officials were included in the count. Count taken at December 31.

Sources:

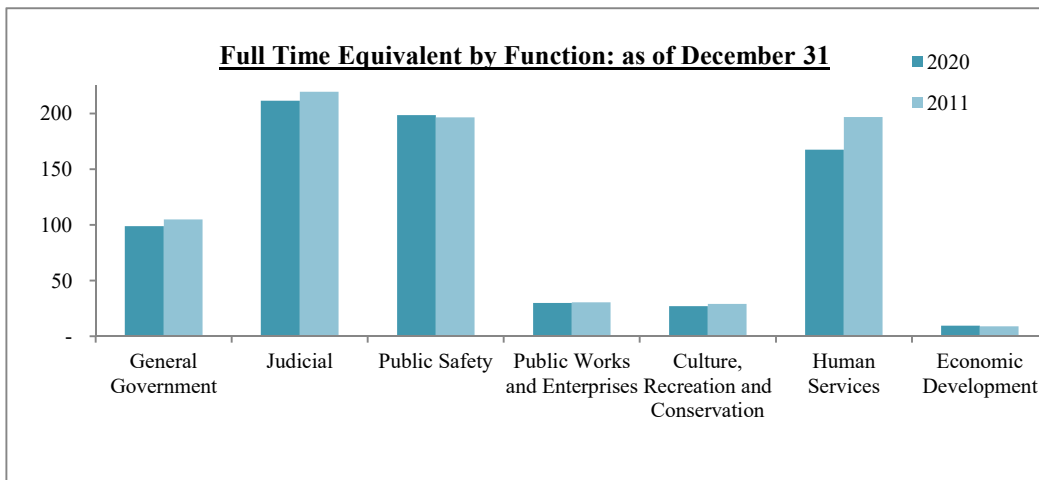
Beaver County Payroll Department

COUNTY OF BEAVER, PENNSYLVANIA

FULL-TIME EQUIVALENT COUNTY GOVERNMENT EMPLOYEES GRAPHS / CHARTS LAST TEN YEARS



* FTE reductions in 2012, and 2017 were results of extensive early retirement packages offered and County layoffs.



The following represents the % increase or decrease in FTE between 2011 and 2020:

General Government - Decreased 6%

Judicial - Decreased 4%

Public Safety - Increased 1%

Public Works and Enterprises - Decreased 2%

Culture, Recreation and Conservation - Decreased 7%

Human Services - Decreased 15%

Economic Development - Increased 6%

COUNTY OF BEAVER, PENNSYLVANIA

OPERATING INDICATORS BY FUNCTION / PROGRAM

LAST TEN YEARS

| Function/Program | 2020 | 2019 | 2018 | 2017 | 2016 | 2015 | 2014 | 2013 | 2012 | 2011 |
|---|---------|---------|---------|---------|---------|---------|---------|---------|---------|---------|
| General Government (1) | | | | | | | | | | |
| Number of Registered Voters | 116,947 | 108,914 | 110,681 | 108,931 | 113,598 | 109,091 | 109,742 | 109,456 | 115,157 | 112,531 |
| Number of Votes Cast in Last General Election | 94,645 | 39,681 | 68,343 | 31,456 | 84,978 | 46,815 | 48,648 | 23,062 | 81,372 | 34,142 |
| Percentage of Registered Voters Voting in Last General Election | 80.93 | 36.43 | 61.75 | 28.88 | 74.81 | 21.07 | 70.66 | 30.34 | 50.35 | 24.39 |
| Judicial (2) | | | | | | | | | | |
| Year-to-date Filings | 30,457 | 33,479 | 33,926 | 34,322 | 30,462 | 33,492 | 34,933 | 36,243 | 37,492 | 40,134 |
| Traffic Citations | 15,676 | 22,517 | 22,345 | 21,837 | 19,076 | 21,981 | 23,490 | 24,586 | 25,683 | 26,633 |
| Summary/Non Traffic | 3,442 | 3,927 | 4,227 | 5,162 | 4,893 | 4,525 | 4,802 | 5,033 | 5,289 | 6,304 |
| Civil Complaints | 1,912 | 3,150 | 3,257 | 3,369 | 2,439 | 2,767 | 2,693 | 2,822 | 3,178 | 3,423 |
| Misdemeanor/Felony Citations | 3,361 | 3,885 | 4,097 | 3,954 | 4,054 | 4,219 | 3,948 | 3,802 | 3,342 | 3,774 |
| Criminal Filings | 2,728 | 2,519 | 2,544 | 2,458 | 2,673 | 2,675 | 2,468 | 2,526 | 2,444 | 2,492 |
| Civil Filings | 1,561 | 1,490 | 1,453 | 1,474 | 1,467 | 1,552 | 1,656 | 1,729 | 1,847 | 2,046 |
| Orphans Court Filings | 184 | 232 | 192 | 186 | 193 | 231 | 214 | 227 | 208 | 196 |
| Custody Filings | 737 | 751 | 706 | 636 | 700 | 784 | 789 | 864 | 866 | 775 |
| Protection from Abuse Filings | 489 | 554 | 496 | 464 | 487 | 502 | 482 | 518 | 566 | 469 |
| Divorces | 367 | 442 | 457 | 438 | 463 | 436 | 476 | 452 | 481 | 490 |

Sources:

- (1) Beaver County Elections Bureau
- (2) Beaver County Court Administration

COUNTY OF BEAVER, PENNSYLVANIA

CAPITAL ASSET STATISTICS BY FUNCTION / PROGRAM

LAST TEN YEARS

| Function / Program | 2020 | 2019 | 2018 | 2017 | 2016 | 2015 | 2014 | 2013 | 2012 | 2011 |
|--|-------|-------|-------|-------|-------|-------|-------|-------|-------|-------|
| Human Services | | | | | | | | | | |
| Computer Terminals: | | | | | | | | | | |
| Childcare Information Services* | 0 | 0 | 0 | 0 | 0 | 0 | 0 | 0 | 8 | 9 |
| Children & Youth | 83 | 83 | 83 | 83 | 93 | 72 | 68 | 68 | 103 | 104 |
| MH/ID (formerly MH/MR) | 149 | 137 | 120 | 128 | 120 | 130 | 134 | 124 | 122 | 108 |
| Office on Aging** | 36 | 36 | 38 | 109 | 80 | 77 | 77 | 70 | 95 | 109 |
| Judicial | | | | | | | | | | |
| Sheriff: | | | | | | | | | | |
| Vehicles | 21 | 18 | 18 | 15 | 40 | 40 | 40 | 35 | 35 | 33 |
| Weapons (Firearms) | 80 | 80 | 80 | 80 | 84 | 84 | 53 | 53 | 53 | 53 |
| Courtrooms | 8 | 8 | 8 | 8 | 8 | 8 | 8 | 8 | 8 | 8 |
| Proprietary | | | | | | | | | | |
| Long-Term Care Facilities*** | | | | | | | | | | |
| Bed Capacity | 0 | 0 | 0 | 0 | 0 | 0 | 0 | 589 | 589 | 589 |
| Public Safety | | | | | | | | | | |
| Jail: | | | | | | | | | | |
| Cell Capacity | 402 | 402 | 402 | 402 | 402 | 402 | 402 | 402 | 402 | 402 |
| Public Works and Enterprises | | | | | | | | | | |
| Department of Public Works: | | | | | | | | | | |
| Vehicles | 27 | 21 | 21 | 28 | 28 | 28 | 32 | 30 | 34 | 34 |
| Parking Garages | 1 | 1 | 1 | 1 | 1 | 1 | 1 | 1 | 1 | 1 |
| Parking Lots | 16 | 16 | 16 | 13 | 13 | 12 | 12 | 14 | 14 | 14 |
| Liquid Fuels: | | | | | | | | | | |
| Bridges | 58 | 58 | 56 | 56 | 56 | 56 | 56 | 55 | 56 | 57 |
| County Owned & Maintained Streets (miles) | 26 | 26 | 26 | 26 | 26 | 26 | 26 | 26 | 26 | 26 |
| Recreation (County owned and/or maintained) | | | | | | | | | | |
| Parks | 5 | 5 | 5 | 5 | 5 | 4 | 4 | 3 | 3 | 3 |
| Park Acres | 2,518 | 2,518 | 2,518 | 2,518 | 2,518 | 2,517 | 2,517 | 2,517 | 2,517 | 2,517 |
| Pavilions | 25 | 25 | 25 | 25 | 25 | 25 | 25 | 25 | 25 | 25 |
| Swimming Pools | 1 | 1 | 1 | 1 | 1 | 1 | 1 | 1 | 1 | 1 |
| Tennis Courts | 12 | 12 | 12 | 12 | 12 | 12 | 12 | 12 | 12 | 12 |
| Basketball Courts | 2 | 2 | 2 | 0 | 2 | 2 | 2 | 2 | 2 | 2 |
| Baseball / Softball Fields | 9 | 9 | 9 | 9 | 9 | 9 | 9 | 9 | 9 | 9 |
| Soccer / Football Fields | 3 | 3 | 3 | 3 | 3 | 3 | 3 | 3 | 3 | 3 |
| Walking / Jogging Trails | 2 | 2 | 2 | 2 | 2 | 2 | 2 | 2 | 2 | 2 |
| Bike Trails | 2 | 2 | 2 | 2 | 2 | 2 | 2 | 2 | 2 | 2 |
| Horse Riding Trails | 2 | 2 | 2 | 2 | 2 | 2 | 2 | 2 | 2 | 2 |
| Lakes/Ponds for Fishing | 2 | 2 | 2 | 2 | 2 | 2 | 2 | 2 | 2 | 2 |
| Playgrounds | 3 | 2 | 2 | 2 | 3 | 3 | 3 | 3 | 1 | 1 |
| Ice Skating Rinks | 1 | 1 | 1 | 1 | 1 | 1 | 1 | 1 | 1 | 1 |
| Deck Hockey Rinks | 1 | 1 | 1 | 1 | 1 | 1 | 1 | 1 | 1 | 1 |
| Outdoor Skate Parks | 1 | 1 | 1 | 1 | 1 | 1 | 1 | 1 | 1 | 1 |

Notes:

* Due to consolidated operations across the State, the County merged Childcare Information Services with another County in July 2013

** Beginning in 2018, the Office on Aging omitted computer terminals no longer in usage from their count

*** The Friendship Ridge entity was sold in March 2014

Sources:

Various County Departments