

2024 Commissioners' Adopted Budget



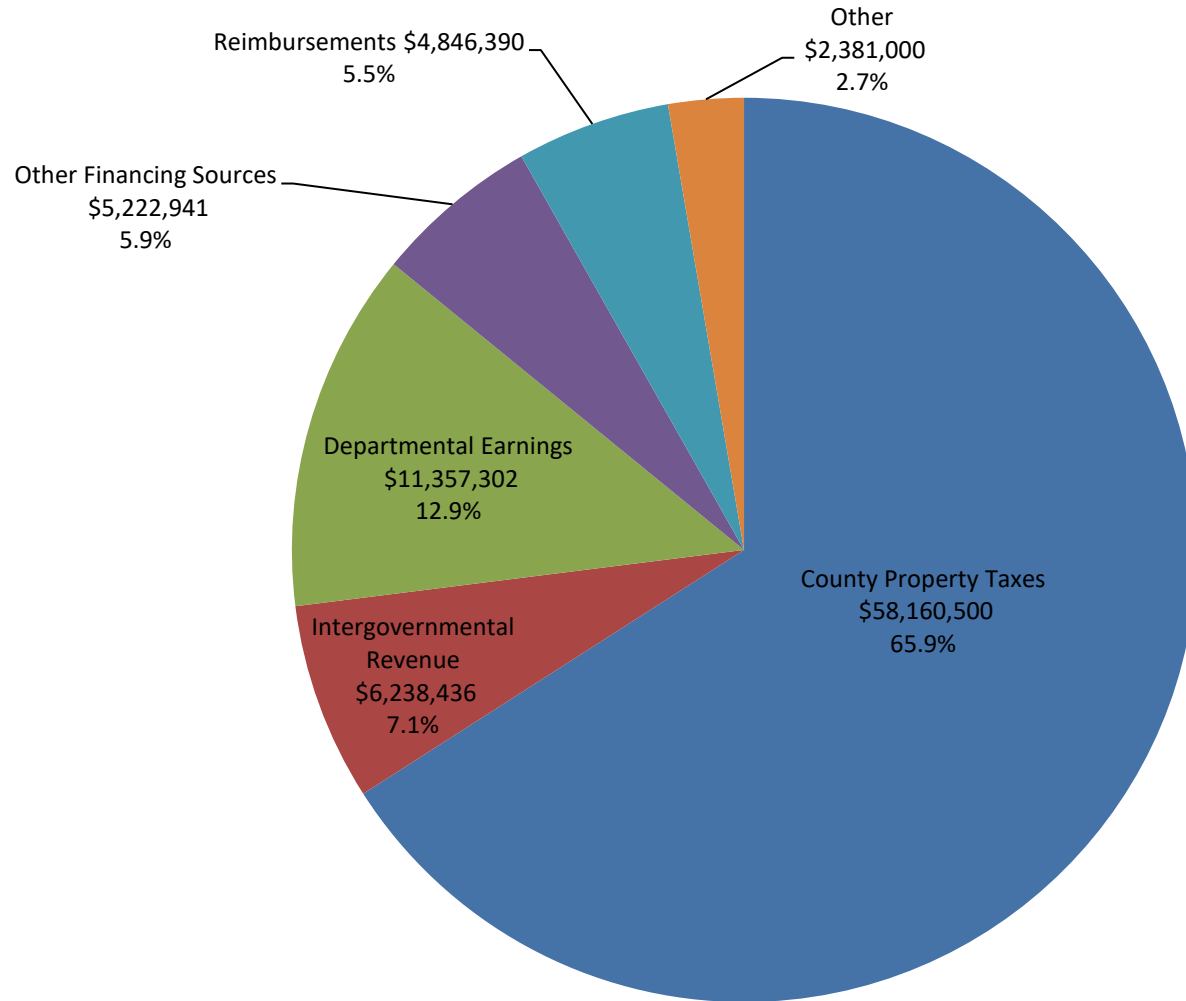
Board of County Commissioners

Daniel C. Camp, III,
Chairman

Jack Manning

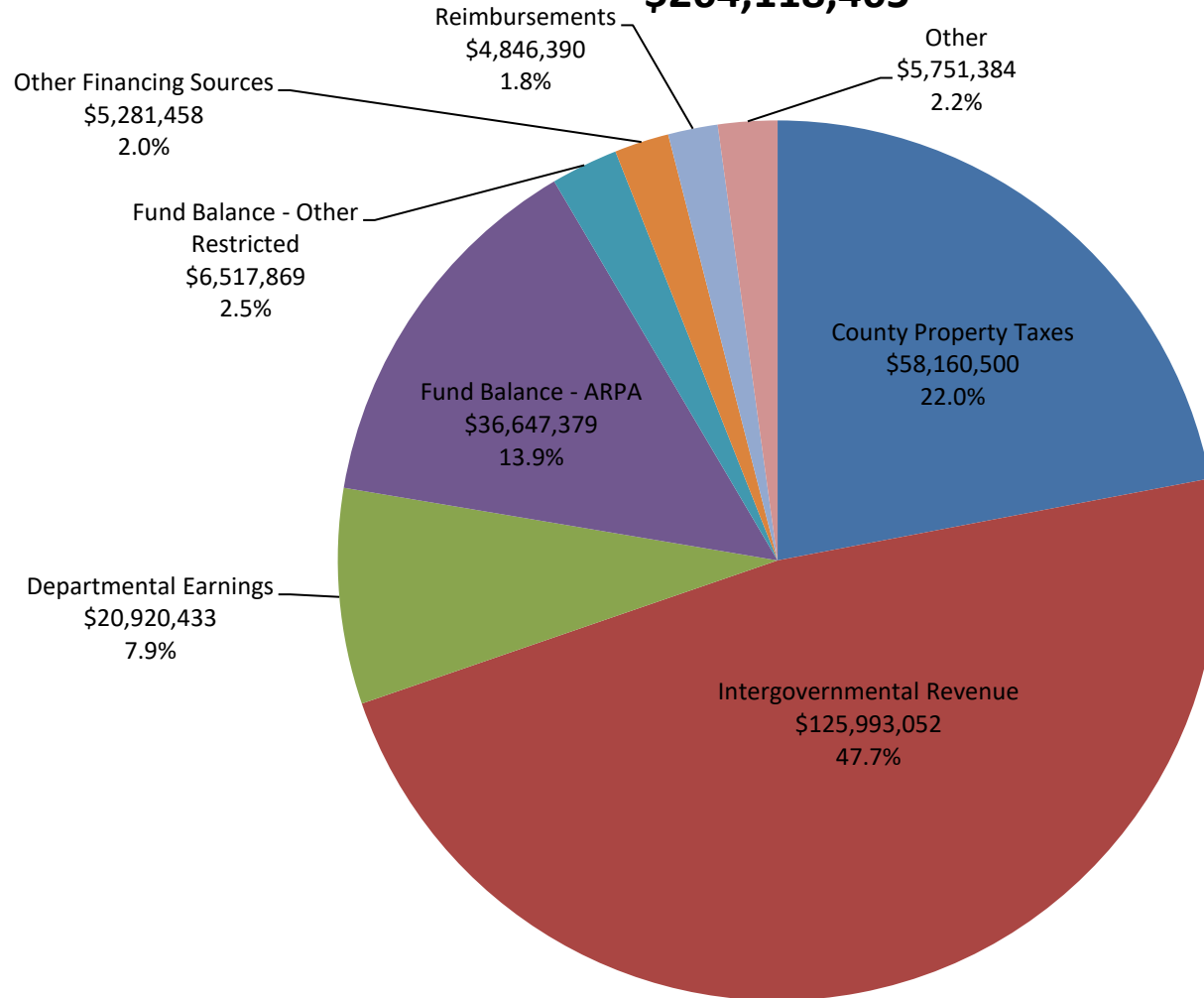
Tony Amadio

General Fund 2024 Budgeted Revenues by Category \$88,206,569 Total (Fund 100 Only)

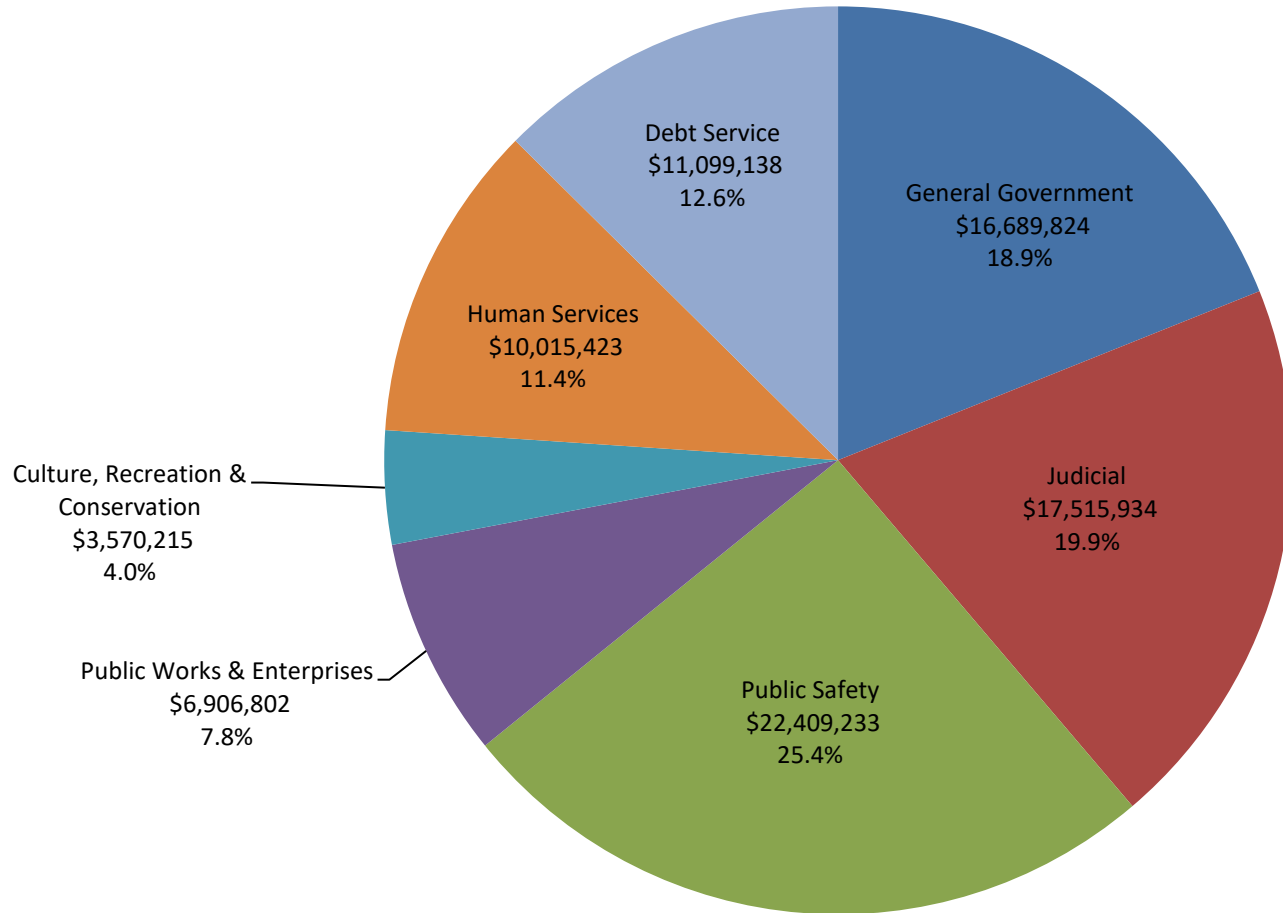


All Governmental Funds 2024 Budgeted Revenues by Category

\$264,118,465

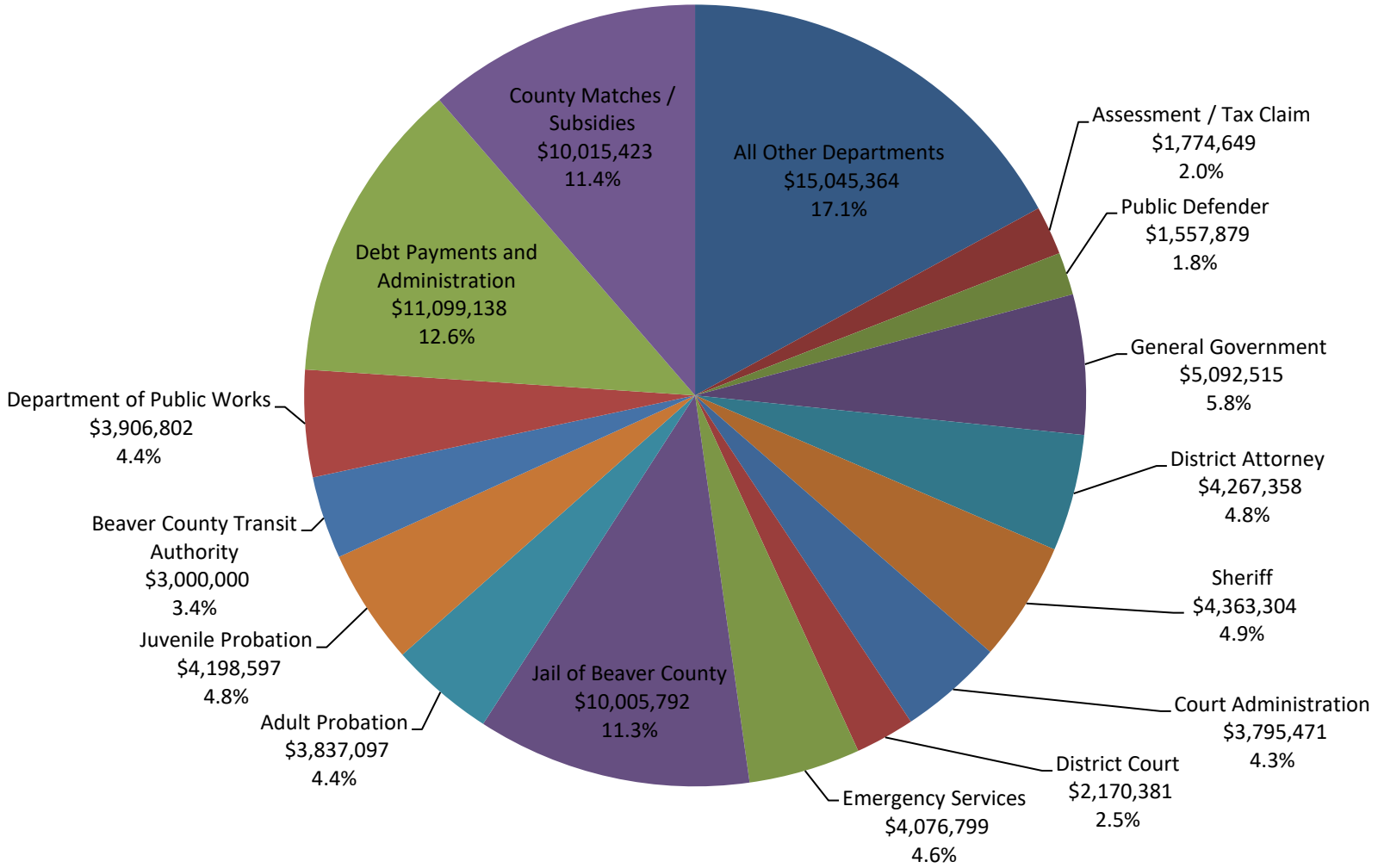


General Fund 2024 Budgeted Expenditures by Function \$88,206,569 Total (Fund 100 Only)

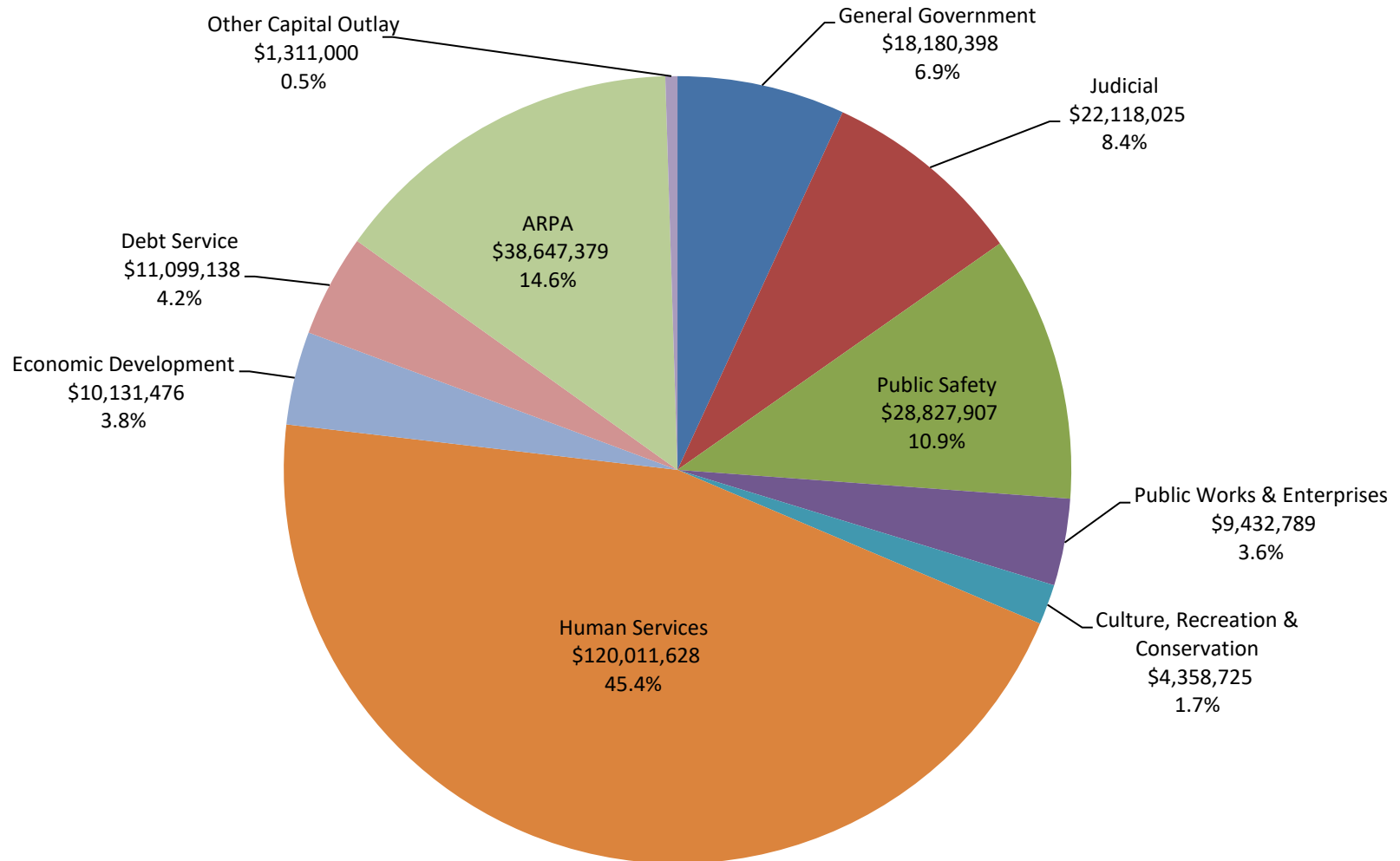


General Fund 2024 Budgeted Expenditures by Department

\$88,206,569 Total (Fund 100 Only)

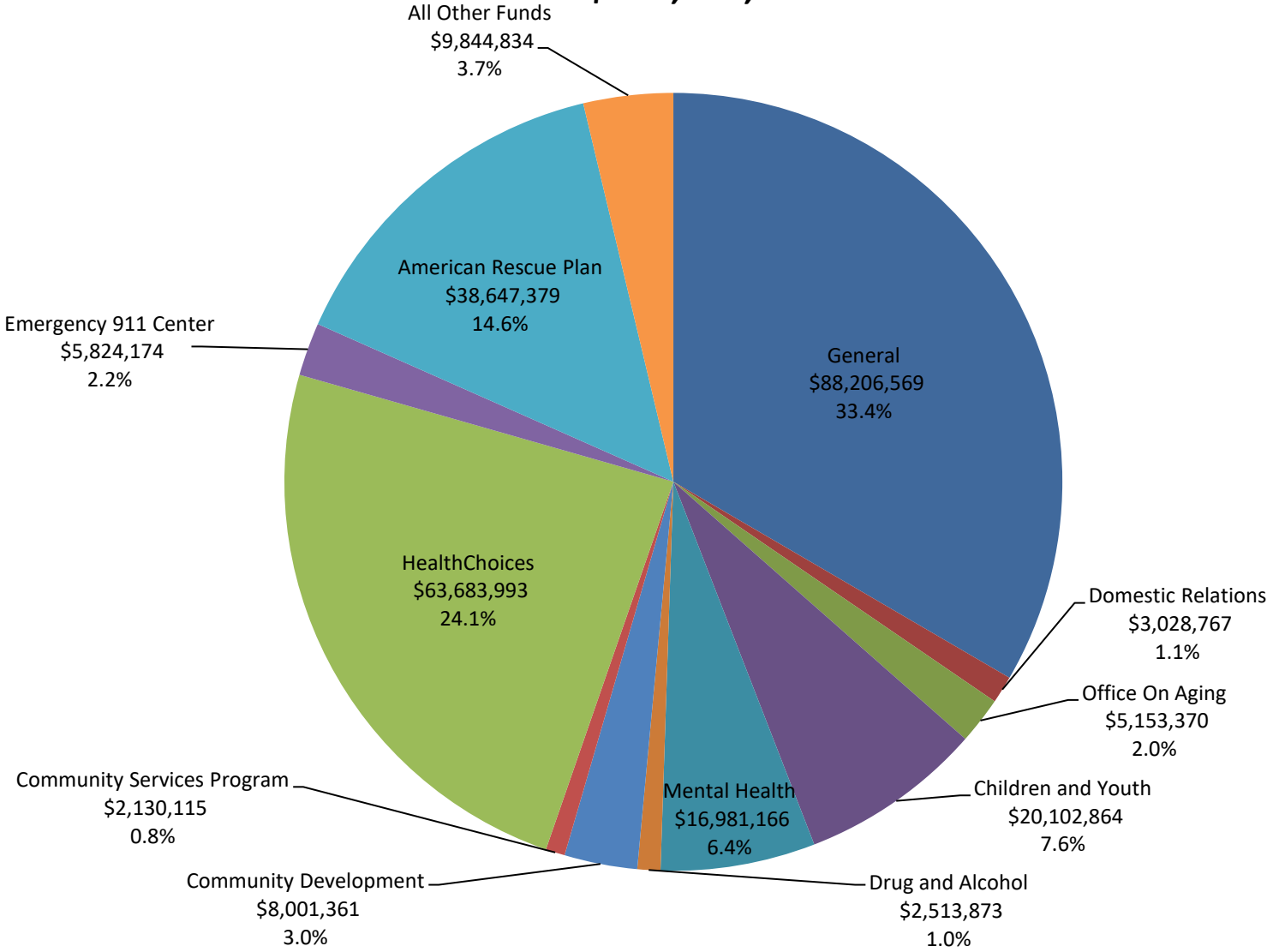


All Governmental Funds 2024 Budgeted Expenditures by Function \$264,118,465 Total



All Governmental Funds 2024 Budgeted Expenditures by Fund

\$264,118,465



Beaver County 2024 Adopted Budget

**All Governmental Funds
By Department**



Budget Worksheet Report

Budget Year 2024

Account	Account Description	2021 Actual Amount	2022 Actual Amount	2023 Adopted Budget	2024 Final
Fund 100 - General					
REVENUE					
Department 1100 - Commissioners					
<i>Departmental Earnings</i>					
5601	Miscellaneous Income	25.51	.00	.00	.00
<i>Departmental Earnings Totals</i>		<u>\$25.51</u>	<u>\$0.00</u>	<u>\$0.00</u>	<u>\$0.00</u>
Department 1100 - Commissioners Totals		\$25.51	\$0.00	\$0.00	\$0.00
Department 1102 - Treasurer					
<i>County Property Taxes</i>					
4005	Current Tax Discount	46,623,166.33	46,771,924.03	45,783,000.00	45,783,000.00
4006	Current Tax Face	4,019,377.02	3,932,179.09	4,668,000.00	4,668,000.00
4007	Current Tax Penalty	3,157,487.02	2,566,295.53	1,900,000.00	1,900,000.00
4008	Interim	1.71	.00	5,000.00	5,000.00
4009	Prior Year Discount	(134,709.27)	(32,715.32)	20,000.00	20,000.00
4010	Prior Year Face	5,131.07	1,709.00	8,000.00	8,000.00
4011	Prior Year Penalty	896,861.61	284,611.21	1,832,000.00	1,832,000.00
4012	Penalty on Delinquent Taxes	329,111.22	279,449.07	310,000.00	310,000.00
4013	Interest on Delinquent Taxes	208,085.04	242,352.04	210,000.00	210,000.00
4014	Interest on Clean & Green Rollback	2,006.82	.00	4,000.00	4,000.00
4016	Tax Claim Daily Receipts	3,324,236.41	2,809,558.40	3,220,000.00	3,220,000.00
4017	Private / Commissioner Sales	8,708.69	.00	2,500.00	2,500.00
4018	Repository Sales	198,444.79	363,630.87	145,000.00	145,000.00
4019	Judicial Sales	149,086.92	.00	30,000.00	30,000.00
4020	Upset Sales	85,678.55	68,434.79	23,000.00	23,000.00
<i>County Property Taxes Totals</i>		<u>\$58,872,673.93</u>	<u>\$57,287,428.71</u>	<u>\$58,160,500.00</u>	<u>\$58,160,500.00</u>
<i>Payment in Lieu of Taxes</i>					
4004	Payment in Lieu of Taxes	238,559.58	239,795.16	190,000.00	190,000.00
<i>Payment in Lieu of Taxes Totals</i>		<u>\$238,559.58</u>	<u>\$239,795.16</u>	<u>\$190,000.00</u>	<u>\$190,000.00</u>
<i>Local Hotel Room Tax</i>					
4050	Hotel Room Tax - Local	34,542.47	37,627.59	20,000.00	20,000.00
<i>Local Hotel Room Tax Totals</i>		<u>\$34,542.47</u>	<u>\$37,627.59</u>	<u>\$20,000.00</u>	<u>\$20,000.00</u>
<i>Licenses and Permits (purchasing license, not a service)</i>					
4061	Business Licenses and Permits	21,145.00	20,605.00	16,000.00	16,000.00
<i>Licenses and Permits (purchasing license, not a service) Totals</i>		<u>\$21,145.00</u>	<u>\$20,605.00</u>	<u>\$16,000.00</u>	<u>\$16,000.00</u>
<i>Intergovernmental - State Grants</i>					
4262.9060	Dog License Reimbursements	6,025.42	12,921.55	6,000.00	8,000.00



Budget Worksheet Report

Budget Year 2024

Account	Account Description	2021 Actual Amount	2022 Actual Amount	2023 Adopted Budget	2024 Final
Fund 100 - General					
REVENUE					
Department 1102 - Treasurer					
Intergovernmental - State Grants					
<i>Intergovernmental - State Grants Totals</i>		\$6,025.42	\$12,921.55	\$6,000.00	\$8,000.00
<i>Departmental Earnings</i>					
4402	Agent Issuing Fees	33,793.10	39,258.50	40,000.00	22,500.00
4408	Tax Cert / Duplicate Bills	168,400.00	140,701.00	100,000.00	100,000.00
5601	Miscellaneous Income	206.30	.09	.00	.00
<i>Departmental Earnings Totals</i>		\$202,399.40	\$179,959.59	\$140,000.00	\$122,500.00
<i>Investment Earnings</i>					
4081	Interest	56,494.79	515,284.64	900,000.00	2,000,000.00
<i>Investment Earnings Totals</i>		\$56,494.79	\$515,284.64	\$900,000.00	\$2,000,000.00
Department 1102 - Treasurer Totals		\$59,431,840.59	\$58,293,622.24	\$59,432,500.00	\$60,517,000.00
Department 1103 - Recorder of Deeds					
<i>Departmental Earnings</i>					
4401	Affordable HSG 15% Monthly	26,424.45	21,576.75	20,000.00	20,000.00
4405	Commission - Local Realty Tax	166,482.62	144,212.79	120,000.00	120,000.00
4406	Commission - State	82,970.31	71,874.63	60,000.00	60,000.00
4407	Commission - Writ Tax	455.58	361.70	375.00	375.00
4411	Recording Fees - Monthly	575,585.45	430,141.83	475,000.00	450,000.00
4412	Regular Fees	11,619.50	9,553.00	12,000.00	12,000.00
4413	UCC Recording Fees	34,675.00	51,490.00	25,000.00	30,000.00
4418	Cover Page Fee	51,300.00	39,446.00	40,000.00	40,000.00
4419	Reference Fees	55,674.00	43,252.00	40,000.00	40,000.00
4421	Internet Copy Fee	128,064.00	116,129.03	100,000.00	100,000.00
5601	Miscellaneous Income	140.00	.00	105.00	105.00
<i>Departmental Earnings Totals</i>		\$1,133,390.91	\$928,037.73	\$892,480.00	\$872,480.00
Department 1103 - Recorder of Deeds Totals		\$1,133,390.91	\$928,037.73	\$892,480.00	\$872,480.00
Department 1104 - Legal Department					
<i>Departmental Earnings</i>					
4412	Regular Fees	79.34	81.03	.00	.00
<i>Departmental Earnings Totals</i>		\$79.34	\$81.03	\$0.00	\$0.00
<i>Reimbursement Income</i>					
5821	Legal Reimbursement - CYS	.00	26,067.48	106,000.00	.00
<i>Reimbursement Income Totals</i>		\$0.00	\$26,067.48	\$106,000.00	\$0.00



Budget Worksheet Report

Budget Year 2024

Account	Account Description	2021 Actual Amount	2022 Actual Amount	2023 Adopted Budget	2024 Final
Fund 100 - General					
REVENUE					
	Department 1104 - Legal Department Totals	\$79.34	\$26,148.51	\$106,000.00	\$0.00
	Department 1105 - Human Resources				
	<i>Local Grants</i>				
4310	Non-Governmental Grants	19,644.90	30,000.00	30,000.00	30,000.00
	<i>Local Grants Totals</i>	\$19,644.90	\$30,000.00	\$30,000.00	\$30,000.00
	<i>Departmental Earnings</i>				
5601	Miscellaneous Income	1,435.02	5,998.43	.00	.00
	<i>Departmental Earnings Totals</i>	\$1,435.02	\$5,998.43	\$0.00	\$0.00
	<i>Reimbursement Income</i>				
5832	COBRA Monthly (Health/Dental/Vision)	(15,913.93)	(6,854.52)	.00	.00
	<i>Reimbursement Income Totals</i>	(\$15,913.93)	(\$6,854.52)	\$0.00	\$0.00
	Department 1105 - Human Resources Totals	\$5,165.99	\$29,143.91	\$30,000.00	\$30,000.00
	Department 1108 - Central Services				
	<i>Departmental Earnings</i>				
4052	Tax Billing - Fee for Service	75,132.03	70,531.78	71,000.00	70,000.00
	<i>Departmental Earnings Totals</i>	\$75,132.03	\$70,531.78	\$71,000.00	\$70,000.00
	Department 1108 - Central Services Totals	\$75,132.03	\$70,531.78	\$71,000.00	\$70,000.00
	Department 1109 - Planning Commission				
	<i>Intergovernmental - State Grants</i>				
4230.8108	Miscellaneous DCED Grants	.00	.00	.00	504,000.00
	<i>Intergovernmental - State Grants Totals</i>	\$0.00	\$0.00	\$0.00	\$504,000.00
	<i>Local Grants</i>				
4336	Unified Planning Work Program - SPC	19,669.07	5,223.30	14,822.00	14,822.00
4340	Local Government Academy Municipal Intern Program	.00	.00	4,000.00	4,000.00
	<i>Local Grants Totals</i>	\$19,669.07	\$5,223.30	\$18,822.00	\$18,822.00
	<i>Departmental Earnings</i>				
4414	Subdivision Fees	17,143.03	15,327.13	14,500.00	14,500.00
5607	GIS System Revenue	9,717.00	12,762.00	14,000.00	14,000.00
	<i>Departmental Earnings Totals</i>	\$26,860.03	\$28,089.13	\$28,500.00	\$28,500.00
	Sub-Department 004 - EPA Grant				
	<i>Intergovernmental -- Federal Grants</i>				
4111.66818	Brownfields Assessment and Cleanup Cooperative Agreements	200,000.00	172,659.36	298,229.00	500,000.00
	<i>Intergovernmental -- Federal Grants Totals</i>	\$200,000.00	\$172,659.36	\$298,229.00	\$500,000.00
	Sub-Department 004 - EPA Grant Totals	\$200,000.00	\$172,659.36	\$298,229.00	\$500,000.00
	Department 1109 - Planning Commission Totals	\$246,529.10	\$205,971.79	\$345,551.00	\$1,051,322.00



Budget Worksheet Report

Budget Year 2024

Account	Account Description	2021 Actual Amount	2022 Actual Amount	2023 Adopted Budget	2024 Final
Fund 100 - General					
REVENUE					
Department 1112 - Election Bureau					
Sub-Department 007 - General					
<i>Intergovernmental -- Federal Grants</i>					
4140.90404	2018 HAVA Election Security Grants	69,641.18	.00	.00	.00
<i>Intergovernmental -- Federal Grants Totals</i>		\$69,641.18	\$0.00	\$0.00	\$0.00
<i>Intergovernmental - State Grants</i>					
4265.9072	Miscellaneous 1 Time State Grant	.00	12,078.00	.00	.00
<i>Intergovernmental - State Grants Totals</i>		\$0.00	\$12,078.00	\$0.00	\$0.00
<i>Departmental Earnings</i>					
4412	Regular Fees	8,752.80	2,044.00	.00	.00
<i>Departmental Earnings Totals</i>		\$8,752.80	\$2,044.00	\$0.00	\$0.00
<i>Reimbursement Income</i>					
5812	Admin Expense Reimbursement (Misc)	.00	6,850.00	.00	.00
<i>Reimbursement Income Totals</i>		\$0.00	\$6,850.00	\$0.00	\$0.00
Sub-Department 007 - General Totals		\$78,393.98	\$20,972.00	\$0.00	\$0.00
Sub-Department 012 - Special Functions (ACT 88)					
<i>Intergovernmental - State Grants</i>					
4265.9078	ACT 88 - Election Integrity Grant	.00	306,922.74	579,151.00	591,020.00
<i>Intergovernmental - State Grants Totals</i>		\$0.00	\$306,922.74	\$579,151.00	\$591,020.00
Sub-Department 012 - Special Functions (ACT 88) Totals		\$0.00	\$306,922.74	\$579,151.00	\$591,020.00
Department 1112 - Election Bureau Totals		\$78,393.98	\$327,894.74	\$579,151.00	\$591,020.00
Department 1113 - Assessment / Tax Claim					
<i>Intergovernmental - State Grants</i>					
4220	PA State Tax Equalization Board	1,315.60	989.40	720.00	720.00
<i>Intergovernmental - State Grants Totals</i>		\$1,315.60	\$989.40	\$720.00	\$720.00
<i>Departmental Earnings</i>					
4403	Certification Fees	17,535.00	14,825.00	18,000.00	17,500.00
4404	Clean and Green Application Fees	500.00	500.00	50,000.00	1,000.00
4409	Commissions	521,918.52	418,987.17	550,000.00	500,000.00
4410	Tax Claim Costs	1,030,489.14	788,945.77	1,050,000.00	1,050,000.00
4417	Third Party Commissions	53,230.46	.00	70,000.00	70,000.00
5601	Miscellaneous Income	21,829.75	21,872.78	30,000.00	25,000.00
5603	Map Revenue	75.00	200.00	1,000.00	250.00
<i>Departmental Earnings Totals</i>		\$1,645,577.87	\$1,245,330.72	\$1,769,000.00	\$1,663,750.00
Department 1113 - Assessment / Tax Claim Totals		\$1,646,893.47	\$1,246,320.12	\$1,769,720.00	\$1,664,470.00



Budget Worksheet Report

Budget Year 2024

Account	Account Description	2021 Actual Amount	2022 Actual Amount	2023 Adopted Budget	2024 Final
Fund 100 - General					
REVENUE					
Department 1120 - General Government					
Sub-Department 009 - County Wide General Insurance					
<i>Departmental Earnings</i>					
5601	Miscellaneous Income	13,595.00	12,400.00	15,000.00	15,000.00
	<i>Departmental Earnings Totals</i>	\$13,595.00	\$12,400.00	\$15,000.00	\$15,000.00
<i>Reimbursement Income</i>					
5872	Rebates	31,208.42	1,312.70	.00	.00
	<i>Reimbursement Income Totals</i>	\$31,208.42	\$1,312.70	\$0.00	\$0.00
	Sub-Department 009 - County Wide General Insurance Totals	\$44,803.42	\$13,712.70	\$15,000.00	\$15,000.00
Sub-Department 010 - General Government Other					
<i>Intergovernmental - State Grants</i>					
4210	PA Public Utility Realty Tax	58,305.22	57,336.67	60,000.00	60,000.00
4265.9072	Miscellaneous 1 Time State Grant	65,662.48	343,867.47	200,000.00	100,000.00
	<i>Intergovernmental - State Grants Totals</i>	\$123,967.70	\$401,204.14	\$260,000.00	\$160,000.00
<i>Departmental Earnings</i>					
4617	Program Income	200,233.95	948,011.94	600,000.00	660,000.00
5505	Facility Rental	22,000.00	26,000.00	24,000.00	24,000.00
5601	Miscellaneous Income	2,595,969.07	2,417,893.57	3,303,972.00	3,303,972.00
	<i>Departmental Earnings Totals</i>	\$2,818,203.02	\$3,391,905.51	\$3,927,972.00	\$3,987,972.00
<i>Other Financing Sources</i>					
5927	Operating Transfers In	.00	1,071,642.55	2,847,379.00	4,552,941.00
	<i>Other Financing Sources Totals</i>	\$0.00	\$1,071,642.55	\$2,847,379.00	\$4,552,941.00
<i>Reimbursement Income</i>					
5850	Indirect Cost Reimbursement	919,641.17	989,346.02	1,052,735.00	1,060,758.00
5872	Rebates	2,926.89	2,420.77	10,000.00	10,000.00
5883	Municipal Radio Reimbursement Income	.00	736,142.41	.00	.00
	<i>Reimbursement Income Totals</i>	\$922,568.06	\$1,727,909.20	\$1,062,735.00	\$1,070,758.00
	Sub-Department 010 - General Government Other Totals	\$3,864,738.78	\$6,592,661.40	\$8,098,086.00	\$9,771,671.00
	Department 1120 - General Government Totals	\$3,909,542.20	\$6,606,374.10	\$8,113,086.00	\$9,786,671.00
Department 2400 - Clerk of Courts					
<i>Departmental Earnings</i>					
4415	Credit Card Convenience Fee	1.23	.00	.00	.00
4609	DUI Act 198 of 2002	43,047.90	39,731.60	45,000.00	45,000.00
4614	Miscellaneous Departmental Receipts	646,032.59	580,481.18	700,000.00	700,000.00



Budget Worksheet Report

Budget Year 2024

Account	Account Description	2021 Actual Amount	2022 Actual Amount	2023 Adopted Budget	2024 Final
Fund 100 - General					
REVENUE					
Department 2400 - Clerk of Courts					
<i>Departmental Earnings</i>					
5601	Miscellaneous Income	201.28	.00	.00	.00
<i>Departmental Earnings Totals</i>		\$689,283.00	\$620,212.78	\$745,000.00	\$745,000.00
Department 2400 - Clerk of Courts Totals		\$689,283.00	\$620,212.78	\$745,000.00	\$745,000.00
Department 2410 - Coroner					
<i>Intergovernmental - State Grants</i>					
4235.8153	Vital Statistics Improvement	13,538.10	14,852.25	15,000.00	15,000.00
<i>Intergovernmental - State Grants Totals</i>		\$13,538.10	\$14,852.25	\$15,000.00	\$15,000.00
<i>Departmental Earnings</i>					
4602	Autopsy Receipts	2,800.00	6,480.00	2,000.00	2,000.00
4619	Cremation Authorization Fees	52,050.00	56,800.00	60,000.00	102,000.00
4628	Unclaimed Body Receipts	.00	.00	.00	5,750.00
5601	Miscellaneous Income	.00	10,000.00	.00	.00
<i>Departmental Earnings Totals</i>		\$54,850.00	\$73,280.00	\$62,000.00	\$109,750.00
<i>Investment Earnings</i>					
4081	Interest	86.27	334.56	.00	.00
<i>Investment Earnings Totals</i>		\$86.27	\$334.56	\$0.00	\$0.00
Department 2410 - Coroner Totals		\$68,474.37	\$88,466.81	\$77,000.00	\$124,750.00
Department 2420 - District Attorney					
<i>Intergovernmental -- Federal Grants</i>					
4127.16753	Byrne Discretionary Community Project Funding - Cong Rec. Awards	.00	.00	.00	577,000.00
<i>Intergovernmental -- Federal Grants Totals</i>		\$0.00	\$0.00	\$0.00	\$577,000.00
<i>Intergovernmental - State Grants</i>					
4230.8107	Womens Center Community Revitalization	73,800.00	73,800.00	75,000.00	75,000.00
<i>Intergovernmental - State Grants Totals</i>		\$73,800.00	\$73,800.00	\$75,000.00	\$75,000.00
<i>Departmental Earnings</i>					
4620	ARD Program Fees	44,255.55	39,816.52	40,000.00	40,000.00
4621	Expungement Program Fees	9,746.83	8,867.81	9,000.00	9,000.00
<i>Departmental Earnings Totals</i>		\$54,002.38	\$48,684.33	\$49,000.00	\$49,000.00
<i>Reimbursement Income</i>					
5802	Domestics Reimbursement	3,101.00	3,391.50	3,000.00	3,500.00
5812	Admin Expense Reimbursement (Misc)	120,682.25	120,682.25	122,000.00	135,000.00
5829	FBI OT Reimbursement	.00	6,139.60	1,000.00	1,000.00
5830	CIT Training Reimbursement	.00	23,574.13	.00	15,000.00



Budget Worksheet Report

Budget Year 2024

Account	Account Description	2021 Actual Amount	2022 Actual Amount	2023 Adopted Budget	2024 Final
Fund 100 - General					
REVENUE					
Department 2420 - District Attorney					
<i>Reimbursement Income</i>					
<i>Reimbursement Income Totals</i>		\$123,783.25	\$153,787.48	\$126,000.00	\$154,500.00
Department 2420 - District Attorney Totals		\$251,585.63	\$276,271.81	\$250,000.00	\$855,500.00
Department 2421 - Emergency Service Unit (ESU)					
<i>Contributions and Donations</i>					
4355	Contributions and Donations	300.00	.00	.00	.00
<i>Contributions and Donations Totals</i>		\$300.00	\$0.00	\$0.00	\$0.00
<i>Departmental Earnings</i>					
5601	Miscellaneous Income	890.36	3.35	.00	.00
<i>Departmental Earnings Totals</i>		\$890.36	\$3.35	\$0.00	\$0.00
Department 2421 - Emergency Service Unit (ESU) Totals		\$1,190.36	\$3.35	\$0.00	\$0.00
Department 2430 - Prothonotary					
<i>Departmental Earnings</i>					
4614	Miscellaneous Departmental Receipts	464,291.86	498,473.97	460,000.00	490,000.00
4617	Program Income	49,404.00	55,851.75	51,000.00	63,100.00
5601	Miscellaneous Income	34,575.33	35,085.25	37,000.00	40,000.00
<i>Departmental Earnings Totals</i>		\$548,271.19	\$589,410.97	\$548,000.00	\$593,100.00
Department 2430 - Prothonotary Totals		\$548,271.19	\$589,410.97	\$548,000.00	\$593,100.00
Department 2440 - Register of Wills					
<i>Licenses and Permits (purchasing license, not a service)</i>					
4062	Non-Business Licenses and Permit	33,938.00	33,228.00	30,000.00	35,000.00
<i>Licenses and Permits (purchasing license, not a service) Totals</i>		\$33,938.00	\$33,228.00	\$30,000.00	\$35,000.00
<i>Departmental Earnings</i>					
4607	Commission - Inheritance	91,336.37	98,397.39	80,000.00	85,000.00
4615	Register - Monthly Receipts	301,766.18	320,234.27	240,000.00	275,000.00
4618	Adoptions - Act 34 Receipts	300.00	525.00	300.00	300.00
5601	Miscellaneous Income	803.19	61.25	750.00	750.00
<i>Departmental Earnings Totals</i>		\$394,205.74	\$419,217.91	\$321,050.00	\$361,050.00
Department 2440 - Register of Wills Totals		\$428,143.74	\$452,445.91	\$351,050.00	\$396,050.00



Budget Worksheet Report

Budget Year 2024

Account	Account Description	2021 Actual Amount	2022 Actual Amount	2023 Adopted Budget	2024 Final
Fund 100 - General					
REVENUE					
Department 2450 - Sheriff					
<i>Licenses and Permits (purchasing license, not a service)</i>					
4061	Business Licenses and Permits	104,369.00	121,658.00	105,000.00	105,000.00
	<i>Licenses and Permits (purchasing license, not a service) Totals</i>	\$104,369.00	\$121,658.00	\$105,000.00	\$105,000.00
<i>Departmental Earnings</i>					
4604	Civil Writs	104,687.99	138,922.12	110,000.00	110,000.00
4614	Miscellaneous Departmental Receipts	1,074.00	1,745.00	1,000.00	1,000.00
4624	Precious Metals Registry Database Fee	2,200.00	1,800.00	2,400.00	2,400.00
5601	Miscellaneous Income	11.12	70.75	.00	.00
5604	Proceeds County Auction	13,250.00	9,684.00	15,000.00	5,000.00
	<i>Departmental Earnings Totals</i>	\$121,223.11	\$152,221.87	\$128,400.00	\$118,400.00
<i>Other Financing Sources</i>					
5927	Operating Transfers In	.00	58,284.69	.00	.00
	<i>Other Financing Sources Totals</i>	\$0.00	\$58,284.69	\$0.00	\$0.00
<i>Reimbursement Income</i>					
5809	Special Events Reimbursement	.00	5,324.84	.00	7,000.00
5812	Admin Expense Reimbursement (Misc)	.00	.00	117,000.00	.00
5815	Tax Claim Posting Reimbursement	141,150.00	168,750.00	175,000.00	175,000.00
5830	CIT Training Reimbursement	.00	5,534.52	.00	.00
	<i>Reimbursement Income Totals</i>	\$141,150.00	\$179,609.36	\$292,000.00	\$182,000.00
Sub-Department 013 - Sheriff - COPs Grant					
<i>Intergovernmental -- Federal Grants</i>					
4127.16710	Public Safety Partnership & Community Policing Grants - Recovery	.00	(.08)	.00	.00
	<i>Intergovernmental -- Federal Grants Totals</i>	\$0.00	(\$0.08)	\$0.00	\$0.00
	Sub-Department 013 - Sheriff - COPs Grant Totals	\$0.00	(\$0.08)	\$0.00	\$0.00
	Department 2450 - Sheriff Totals	\$366,742.11	\$511,773.84	\$525,400.00	\$405,400.00
Department 2460 - Court Administration					
<i>Intergovernmental - State Grants</i>					
4265.9074	State Grant Program for Court Interpreter Services (AOPC)	8,464.00	13,213.00	15,000.00	13,000.00
	<i>Intergovernmental - State Grants Totals</i>	\$8,464.00	\$13,213.00	\$15,000.00	\$13,000.00
<i>Departmental Earnings</i>					
4605	Court Support Costs	318,219.00	318,219.00	320,000.00	320,000.00
4612	Juror Compensation Cost Reimbursement	3,167.10	18,904.24	8,000.00	12,000.00
4626	Act 24 Guardian Ad Litem Reimbursement	13,134.06	6,768.36	8,000.00	10,000.00



Budget Worksheet Report

Budget Year 2024

Account	Account Description	2021 Actual Amount	2022 Actual Amount	2023 Adopted Budget	2024 Final
Fund 100 - General					
REVENUE					
Department 2460 - Court Administration					
<i>Departmental Earnings</i>					
<i>Departmental Earnings Totals</i>		\$334,520.16	\$343,891.60	\$336,000.00	\$342,000.00
<i>Reimbursement Income</i>					
5808	Senior Judge Annual Reimbursement	13,458.00	7,132.00	12,000.00	10,000.00
5865	MH Funding - Monthly	67,095.96	67,095.96	67,500.00	67,500.00
<i>Reimbursement Income Totals</i>		\$80,553.96	\$74,227.96	\$79,500.00	\$77,500.00
Department 2460 - Court Administration Totals		\$423,538.12	\$431,332.56	\$430,500.00	\$432,500.00
Department 2465 - District Court					
Sub-Department 016 - MDJ 36-1-01 (Ambridge)					
<i>Departmental Earnings</i>					
4613	Magistrate Receipts	47,934.58	62,919.55	50,000.00	60,000.00
<i>Departmental Earnings Totals</i>		\$47,934.58	\$62,919.55	\$50,000.00	\$60,000.00
<i>Reimbursement Income</i>					
5872	Rebates	525.84	.00	.00	.00
<i>Reimbursement Income Totals</i>		\$525.84	\$0.00	\$0.00	\$0.00
Sub-Department 016 - MDJ 36-1-01 (Ambridge) Totals		\$48,460.42	\$62,919.55	\$50,000.00	\$60,000.00
Sub-Department 017 - MDJ 36-3-02 (Chippewa)					
<i>Departmental Earnings</i>					
4613	Magistrate Receipts	40,061.69	44,390.86	50,000.00	50,000.00
<i>Departmental Earnings Totals</i>		\$40,061.69	\$44,390.86	\$50,000.00	\$50,000.00
<i>Reimbursement Income</i>					
5872	Rebates	492.79	.00	.00	.00
<i>Reimbursement Income Totals</i>		\$492.79	\$0.00	\$0.00	\$0.00
Sub-Department 017 - MDJ 36-3-02 (Chippewa) Totals		\$40,554.48	\$44,390.86	\$50,000.00	\$50,000.00
Sub-Department 018 - MDJ 36-2-01 (Freedom)					
<i>Departmental Earnings</i>					
4613	Magistrate Receipts	78,425.26	78,106.38	82,000.00	85,000.00
<i>Departmental Earnings Totals</i>		\$78,425.26	\$78,106.38	\$82,000.00	\$85,000.00
<i>Reimbursement Income</i>					
5872	Rebates	692.25	.00	.00	.00
<i>Reimbursement Income Totals</i>		\$692.25	\$0.00	\$0.00	\$0.00
Sub-Department 018 - MDJ 36-2-01 (Freedom) Totals		\$79,117.51	\$78,106.38	\$82,000.00	\$85,000.00



Budget Worksheet Report

Budget Year 2024

Account	Account Description	2021 Actual Amount	2022 Actual Amount	2023 Adopted Budget	2024 Final
Fund 100 - General					
REVENUE					
Department 2465 - District Court					
Sub-Department 019 - MDJ 36-3-03 (Center)					
<i>Departmental Earnings</i>					
4613	Magistrate Receipts	70,419.51	78,594.20	78,000.00	78,000.00
	<i>Departmental Earnings Totals</i>	\$70,419.51	\$78,594.20	\$78,000.00	\$78,000.00
<i>Reimbursement Income</i>					
5872	Rebates	487.82	.00	.00	.00
	<i>Reimbursement Income Totals</i>	\$487.82	\$0.00	\$0.00	\$0.00
Sub-Department 019 - MDJ 36-3-03 (Center) Totals					
Sub-Department 020 - MDJ 36-3-04 (Hopewell)					
<i>Departmental Earnings</i>					
4613	Magistrate Receipts	42,526.97	54,824.09	42,000.00	45,000.00
	<i>Departmental Earnings Totals</i>	\$42,526.97	\$54,824.09	\$42,000.00	\$45,000.00
<i>Reimbursement Income</i>					
5872	Rebates	852.16	.00	.00	.00
	<i>Reimbursement Income Totals</i>	\$852.16	\$0.00	\$0.00	\$0.00
Sub-Department 020 - MDJ 36-3-04 (Hopewell) Totals					
Sub-Department 021 - MDJ 36-1-02 (Beaver Falls)					
<i>Departmental Earnings</i>					
4613	Magistrate Receipts	67,323.81	84,564.43	62,000.00	70,000.00
	<i>Departmental Earnings Totals</i>	\$67,323.81	\$84,564.43	\$62,000.00	\$70,000.00
<i>Reimbursement Income</i>					
5872	Rebates	919.86	.00	.00	.00
	<i>Reimbursement Income Totals</i>	\$919.86	\$0.00	\$0.00	\$0.00
Sub-Department 021 - MDJ 36-1-02 (Beaver Falls) Totals					
Sub-Department 022 - MDJ 36-3-01 (New Brighton)					
<i>Departmental Earnings</i>					
4613	Magistrate Receipts	50,483.38	55,987.10	50,000.00	52,000.00
	<i>Departmental Earnings Totals</i>	\$50,483.38	\$55,987.10	\$50,000.00	\$52,000.00
<i>Reimbursement Income</i>					
5872	Rebates	508.40	.00	.00	.00
	<i>Reimbursement Income Totals</i>	\$508.40	\$0.00	\$0.00	\$0.00
Sub-Department 022 - MDJ 36-3-01 (New Brighton) Totals					



Budget Worksheet Report

Budget Year 2024

Account	Account Description	2021 Actual Amount	2022 Actual Amount	2023 Adopted Budget	2024 Final
Fund 100 - General					
REVENUE					
Department 2465 - District Court					
Sub-Department 023 - MDJ 36-2-02 (Brighton Township)					
<i>Departmental Earnings</i>					
4613	Magistrate Receipts	43,490.15	44,944.02	40,000.00	43,000.00
	<i>Departmental Earnings Totals</i>	\$43,490.15	\$44,944.02	\$40,000.00	\$43,000.00
<i>Reimbursement Income</i>					
5872	Rebates	670.81	.00	.00	.00
	<i>Reimbursement Income Totals</i>	\$670.81	\$0.00	\$0.00	\$0.00
	Sub-Department 023 - MDJ 36-2-02 (Brighton Township) Totals	\$44,160.96	\$44,944.02	\$40,000.00	\$43,000.00
	Department 2465 - District Court Totals	\$445,815.28	\$504,330.63	\$454,000.00	\$483,000.00
Department 2470 - Law Library					
<i>Departmental Earnings</i>					
5601	Miscellaneous Income	4,604.50	4,153.05	5,000.00	5,000.00
	<i>Departmental Earnings Totals</i>	\$4,604.50	\$4,153.05	\$5,000.00	\$5,000.00
	Department 2470 - Law Library Totals	\$4,604.50	\$4,153.05	\$5,000.00	\$5,000.00
Department 3500 - Emergency Services					
<i>Intergovernmental -- Federal Grants</i>					
4195.97047	Pre-Disaster Mitigation	.00	50,324.19	.00	.00
4196.97042	Emergency Management Performance Grants	.00	35,696.00	72,404.00	39,500.00
	<i>Intergovernmental -- Federal Grants Totals</i>	\$0.00	\$86,020.19	\$72,404.00	\$39,500.00
<i>Departmental Earnings</i>					
5601	Miscellaneous Income	2,599.00	.00	.00	.00
	<i>Departmental Earnings Totals</i>	\$2,599.00	\$0.00	\$0.00	\$0.00
<i>Reimbursement Income</i>					
5803	EMS/911 Dispatch Reimbursement	2,543,245.15	2,466,406.71	2,414,000.00	2,414,000.00
5805	Haz Mat Program Quarterly Reimbursement	24,301.00	25,283.50	21,965.00	17,536.00
5812	Admin Expense Reimbursement (Misc)	112,200.00	112,872.00	115,706.00	133,240.00
5872	Rebates	2,478.37	.00	.00	.00
	<i>Reimbursement Income Totals</i>	\$2,682,224.52	\$2,604,562.21	\$2,551,671.00	\$2,564,776.00
	Department 3500 - Emergency Services Totals	\$2,684,823.52	\$2,690,582.40	\$2,624,075.00	\$2,604,276.00
Department 3510 - Jail of Beaver County					
<i>Departmental Earnings</i>					
4416	Central Booking Fee	35,887.05	35,913.29	30,000.00	35,000.00
4807	Room and Board	.00	34,007.46	50,000.00	40,000.00
4808	Program Income	53,589.62	151,828.47	150,000.00	150,000.00



Budget Worksheet Report

Budget Year 2024

Account	Account Description	2021 Actual Amount	2022 Actual Amount	2023 Adopted Budget	2024 Final
Fund 100 - General					
REVENUE					
Department 3510 - Jail of Beaver County					
<i>Departmental Earnings</i>					
<i>Departmental Earnings Totals</i>		\$89,476.67	\$221,749.22	\$230,000.00	\$225,000.00
<i>Reimbursement Income</i>					
5872	Rebates	25,286.76	.00	.00	.00
<i>Reimbursement Income Totals</i>		\$25,286.76	\$0.00	\$0.00	\$0.00
Department 3510 - Jail of Beaver County Totals		\$114,763.43	\$221,749.22	\$230,000.00	\$225,000.00
Department 3525 - DUI Program					
<i>Departmental Earnings</i>					
4617	Program Income	236,750.85	214,999.15	232,500.00	215,000.00
<i>Departmental Earnings Totals</i>		\$236,750.85	\$214,999.15	\$232,500.00	\$215,000.00
Department 3525 - DUI Program Totals		\$236,750.85	\$214,999.15	\$232,500.00	\$215,000.00
Department 3530 - Adult Probation					
Sub-Department 024 - Adult Probation					
<i>Intergovernmental - State Grants</i>					
4260.9031	Grant in Aid - Probation & Parole	282,501.00	282,501.00	282,501.00	282,501.00
<i>Intergovernmental - State Grants Totals</i>		\$282,501.00	\$282,501.00	\$282,501.00	\$282,501.00
<i>Departmental Earnings</i>					
4609	DUI Act 198 of 2002	.00	.00	42,000.00	.00
4614	Miscellaneous Departmental Receipts	209,041.63	196,915.55	213,000.00	200,000.00
5506	Contracted Facility Rental	3,000.00	3,000.00	.00	.00
5601	Miscellaneous Income	170,804.96	139,196.13	132,000.00	200,000.00
<i>Departmental Earnings Totals</i>		\$382,846.59	\$339,111.68	\$387,000.00	\$400,000.00
<i>Other Financing Sources</i>					
5927	Operating Transfers In	717,000.00	643,946.00	590,000.00	670,000.00
<i>Other Financing Sources Totals</i>		\$717,000.00	\$643,946.00	\$590,000.00	\$670,000.00
Sub-Department 024 - Adult Probation Totals		\$1,382,347.59	\$1,265,558.68	\$1,259,501.00	\$1,352,501.00
Sub-Department 025 - Intermediate Punishment					
<i>Other Financing Sources</i>					
5927	Operating Transfers In	.00	.00	80,000.00	.00
<i>Other Financing Sources Totals</i>		\$0.00	\$0.00	\$80,000.00	\$0.00
<i>Reimbursement Income</i>					
5872	Rebates	642.24	.00	.00	.00
<i>Reimbursement Income Totals</i>		\$642.24	\$0.00	\$0.00	\$0.00



Budget Worksheet Report

Budget Year 2024

Account	Account Description	2021 Actual Amount	2022 Actual Amount	2023 Adopted Budget	2024 Final
Fund 100 - General					
REVENUE					
Department 3530 - Adult Probation					
Sub-Department 025 - Intermediate Punishment		\$642.24	\$0.00	\$80,000.00	\$0.00
Totals					
Sub-Department 038 - PCCD IP Grant 28655					
<i>Intergovernmental - State Grants</i>					
4242.8192	D&A Intermediate Punishment Program	77,413.99	79,093.25	94,967.00	.00
<i>Intergovernmental - State Grants Totals</i>		\$77,413.99	\$79,093.25	\$94,967.00	\$0.00
Sub-Department 038 - PCCD IP Grant 28655 Totals		\$77,413.99	\$79,093.25	\$94,967.00	\$0.00
Department 3530 - Adult Probation Totals		\$1,460,403.82	\$1,344,651.93	\$1,434,468.00	\$1,352,501.00
Department 3540 - Juvenile Probation					
Sub-Department 026 - Court Services					
<i>Intergovernmental -- Federal Grants</i>					
4182.93658	Foster Care - Title IV-E - Recovery	47,308.64	4,818.35	30,000.00	20,000.00
<i>Intergovernmental -- Federal Grants Totals</i>		\$47,308.64	\$4,818.35	\$30,000.00	\$20,000.00
<i>Intergovernmental - State Grants</i>					
4260.9032	JCJC Grant in Aide	324,862.00	324,862.00	324,862.00	324,862.00
<i>Intergovernmental - State Grants Totals</i>		\$324,862.00	\$324,862.00	\$324,862.00	\$324,862.00
<i>Departmental Earnings</i>					
4605	Court Support Costs	4,874.09	6,428.42	6,500.00	5,000.00
4806	Maintenance Support Payments	11,468.42	7,618.49	16,000.00	15,000.00
<i>Departmental Earnings Totals</i>		\$16,342.51	\$14,046.91	\$22,500.00	\$20,000.00
<i>Reimbursement Income</i>					
5810	Children & Youth Reimbursement	585,808.00	.00	725,000.00	725,000.00
5812	Admin Expense Reimbursement (Misc)	3,204.00	1,866.00	7,000.00	4,500.00
5820	Legal Reimbursement - Title IV-E - Parental Representation	.00	.00	.00	19,000.00
<i>Reimbursement Income Totals</i>		\$589,012.00	\$1,866.00	\$732,000.00	\$748,500.00
Sub-Department 026 - Court Services Totals		\$977,525.15	\$345,593.26	\$1,109,362.00	\$1,113,362.00
Department 3540 - Juvenile Probation Totals		\$977,525.15	\$345,593.26	\$1,109,362.00	\$1,113,362.00
Department 3545 - UAD Program					
<i>Departmental Earnings</i>					
4617	Program Income	1,262.30	.00	5,000.00	.00
<i>Departmental Earnings Totals</i>		\$1,262.30	\$0.00	\$5,000.00	\$0.00
Department 3545 - UAD Program Totals		\$1,262.30	\$0.00	\$5,000.00	\$0.00
Department 3546 - Positive Transition: Educational					
<i>Departmental Earnings</i>					
4617	Program Income	14,795.00	13,805.00	20,000.00	20,000.00



Budget Worksheet Report

Budget Year 2024

Account	Account Description	2021 Actual Amount	2022 Actual Amount	2023 Adopted Budget	2024 Final
Fund 100 - General					
REVENUE					
Department 3546 - Positive Transition: Educational					
<i>Departmental Earnings</i>					
<i>Departmental Earnings Totals</i>		\$14,795.00	\$13,805.00	\$20,000.00	\$20,000.00
Department 3546 - Positive Transition: Educational		\$14,795.00	\$13,805.00	\$20,000.00	\$20,000.00
Totals					
Department 4000 - Beaver County Transit Authority					
<i>Intergovernmental -- Federal Grants</i>					
4182.93778	Medical Assistance Program	1,022,208.00	1,133,847.50	1,100,000.00	1,100,000.00
<i>Intergovernmental -- Federal Grants Totals</i>		\$1,022,208.00	\$1,133,847.50	\$1,100,000.00	\$1,100,000.00
<i>Intergovernmental - State Grants</i>					
4205.8005	State Share	1,022,209.00	1,133,847.50	1,100,000.00	1,100,000.00
<i>Intergovernmental - State Grants Totals</i>		\$1,022,209.00	\$1,133,847.50	\$1,100,000.00	\$1,100,000.00
Department 4000 - Beaver County Transit Authority		\$2,044,417.00	\$2,267,695.00	\$2,200,000.00	\$2,200,000.00
Totals					
Department 4550 - Department of Public Works					
Sub-Department 028 - General					
<i>Intergovernmental - State Grants</i>					
4265.9072	Miscellaneous 1 Time State Grant	.00	2,325.00	.00	.00
<i>Intergovernmental - State Grants Totals</i>		\$0.00	\$2,325.00	\$0.00	\$0.00
<i>Departmental Earnings</i>					
5601	Miscellaneous Income	3,824.00	4,466.58	.00	.00
<i>Departmental Earnings Totals</i>		\$3,824.00	\$4,466.58	\$0.00	\$0.00
<i>Reimbursement Income</i>					
5872	Rebates	2,266.00	.00	.00	.00
<i>Reimbursement Income Totals</i>		\$2,266.00	\$0.00	\$0.00	\$0.00
Sub-Department 028 - General Totals		\$6,090.00	\$6,791.58	\$0.00	\$0.00
Sub-Department 029 - Buildings and Grounds					
<i>Departmental Earnings</i>					
5505	Facility Rental	4,800.00	1,200.00	.00	.00
<i>Departmental Earnings Totals</i>		\$4,800.00	\$1,200.00	\$0.00	\$0.00
<i>Reimbursement Income</i>					
5872	Rebates	63,482.41	.00	.00	.00
<i>Reimbursement Income Totals</i>		\$63,482.41	\$0.00	\$0.00	\$0.00
Sub-Department 029 - Buildings and Grounds Totals		\$68,282.41	\$1,200.00	\$0.00	\$0.00
Department 4550 - Department of Public Works Totals		\$74,372.41	\$7,991.58	\$0.00	\$0.00



Budget Worksheet Report

Budget Year 2024

Account	Account Description	2021 Actual Amount	2022 Actual Amount	2023 Adopted Budget	2024 Final
Fund 100	General				
	REVENUE				
	Department 7010 - County Parks				
	Sub-Department 030 - Parks				
	Reimbursement Income				
5872	Rebates	545.00	.00	.00	.00
	<i>Reimbursement Income Totals</i>	<u>\$545.00</u>	<u>\$0.00</u>	<u>\$0.00</u>	<u>\$0.00</u>
	Sub-Department 030 - Parks Totals	\$545.00	\$0.00	\$0.00	\$0.00
	Department 7010 - County Parks Totals	\$545.00	\$0.00	\$0.00	\$0.00
	Department 7020 - Recreation				
	Sub-Department 033 - Parks				
	Intergovernmental - State Grants				
4265.9071	Division of Tourism - Match	65.00	.00	.00	.00
	<i>Intergovernmental - State Grants Totals</i>	<u>\$65.00</u>	<u>\$0.00</u>	<u>\$0.00</u>	<u>\$0.00</u>
	Contributions and Donations				
4355	Contributions and Donations	3,000.00	2,950.00	.00	.00
	<i>Contributions and Donations Totals</i>	<u>\$3,000.00</u>	<u>\$2,950.00</u>	<u>\$0.00</u>	<u>\$0.00</u>
	Departmental Earnings				
5505	Facility Rental	120,959.00	113,197.25	95,000.00	100,000.00
5601	Miscellaneous Income	.00	1,500.00	3,000.00	2,000.00
5602	Sale of Property and Supplies	1,256.00	1,173.00	800.00	800.00
	<i>Departmental Earnings Totals</i>	<u>\$122,215.00</u>	<u>\$115,870.25</u>	<u>\$98,800.00</u>	<u>\$102,800.00</u>
	Sub-Department 033 - Parks Totals	\$125,280.00	\$118,820.25	\$98,800.00	\$102,800.00
	Sub-Department 034 - Four Winds				
	Tax				
4055	Sales Tax	9.36	.00	.00	.00
	<i>Tax Totals</i>	<u>\$9.36</u>	<u>\$0.00</u>	<u>\$0.00</u>	<u>\$0.00</u>
	Contributions and Donations				
4355	Contributions and Donations	1,500.00	.00	.00	.00
	<i>Contributions and Donations Totals</i>	<u>\$1,500.00</u>	<u>\$0.00</u>	<u>\$0.00</u>	<u>\$0.00</u>
	Departmental Earnings				
5502	Admissions Fees	66,935.00	126,656.00	105,000.00	110,000.00
5503	Concessions	20,982.18	61,090.48	45,000.00	45,000.00
5504	Season Passes	94,434.32	113,990.71	90,000.00	90,000.00
5505	Facility Rental	2,470.00	30.00	.00	.00
5506	Contracted Facility Rental	337,575.31	393,521.53	325,000.00	334,000.00
5507	Private Lessons	5,581.50	5,599.76	4,500.00	5,000.00
5601	Miscellaneous Income	.00	2,102.00	4,000.00	4,000.00



Budget Worksheet Report

Budget Year 2024

Account	Account Description	2021 Actual Amount	2022 Actual Amount	2023 Adopted Budget	2024 Final
Fund 100 - General					
REVENUE					
Department 7020 - Recreation					
Sub-Department 034 - Four Winds					
<i>Departmental Earnings</i>					
<i>Departmental Earnings Totals</i>		\$527,978.31	\$702,990.48	\$573,500.00	\$588,000.00
<i>Reimbursement Income</i>					
5872	Rebates	12,267.24	.00	.00	.00
<i>Reimbursement Income Totals</i>		\$12,267.24	\$0.00	\$0.00	\$0.00
Sub-Department 034 - Four Winds Totals		\$541,754.91	\$702,990.48	\$573,500.00	\$588,000.00
Sub-Department 037 - Pool					
<i>Departmental Earnings</i>					
5502	Admissions Fees	23,765.50	.00	16,000.00	.00
5503	Concessions	3,413.25	.00	4,000.00	2,000.00
5504	Season Passes	15,790.00	.00	15,000.00	.00
5505	Facility Rental	1,000.00	.00	2,000.00	.00
<i>Departmental Earnings Totals</i>		\$43,968.75	\$0.00	\$37,000.00	\$2,000.00
<i>Investment Earnings</i>					
4081	Interest	2.06	48.66	.00	.00
<i>Investment Earnings Totals</i>		\$2.06	\$48.66	\$0.00	\$0.00
Sub-Department 037 - Pool Totals		\$43,970.81	\$48.66	\$37,000.00	\$2,000.00
Department 7020 - Recreation Totals		\$711,005.72	\$821,859.39	\$709,300.00	\$692,800.00
Department 7030 - Library Commission					
Sub-Department 036 - Funded Library Programs					
<i>Intergovernmental - State Grants</i>					
4258.8281	Public Libraries	686,729.12	686,729.12	805,091.00	805,091.00
<i>Intergovernmental - State Grants Totals</i>		\$686,729.12	\$686,729.12	\$805,091.00	\$805,091.00
<i>Departmental Earnings</i>					
5501	Program Income - Culture/Recreation/Conservation	1,000.00	1,000.00	1,000.00	1,000.00
5601	Miscellaneous Income	9,444.86	8,691.54	7,000.00	7,000.00
<i>Departmental Earnings Totals</i>		\$10,444.86	\$9,691.54	\$8,000.00	\$8,000.00
<i>Reimbursement Income</i>					
5806	Library - Chippewa Reimbursement	40,000.00	40,000.00	40,000.00	40,000.00
5814	Library - Misc Reimbursement	10,259.67	11,767.67	8,480.00	8,356.00
<i>Reimbursement Income Totals</i>		\$50,259.67	\$51,767.67	\$48,480.00	\$48,356.00
Sub-Department 036 - Funded Library Programs Totals		\$747,433.65	\$748,188.33	\$861,571.00	\$861,447.00



Budget Worksheet Report

Budget Year 2024

Account	Account Description	2021 Actual Amount	2022 Actual Amount	2023 Adopted Budget	2024 Final
Fund 100 - General					
REVENUE					
Department 7030 - Library Commission					
Sub-Department 039 - ARP Libraries					
<i>Intergovernmental -- Federal Grants</i>					
4175.45310	Grants to States	.00	48,363.08	.00	.00
<i>Intergovernmental -- Federal Grants Totals</i>		\$0.00	\$48,363.08	\$0.00	\$0.00
Sub-Department 039 - ARP Libraries Totals		\$0.00	\$48,363.08	\$0.00	\$0.00
Department 7030 - Library Commission Totals		\$747,433.65	\$796,551.41	\$861,571.00	\$861,447.00
Department 7040 - Waste Management					
<i>Intergovernmental - State Grants</i>					
4255.8262	Section 901 Grant Revenue	.00	.00	.00	53,920.00
4255.8263	Section 902 Grant Revenue	.00	.00	350,000.00	.00
4255.8264	Section 903 Grant Revenue	49,691.46	350,263.54	51,000.00	20,000.00
4255.8266	Section 904 Grant Revenue	248,274.94	.00	260,000.00	.00
4265.9072	Miscellaneous 1 Time State Grant	.00	8,000.00	.00	.00
<i>Intergovernmental - State Grants Totals</i>		\$297,966.40	\$358,263.54	\$661,000.00	\$73,920.00
<i>Local Grants</i>					
4311	Shell Chemical Appalachia Recycling Program	.00	60,000.00	.00	.00
<i>Local Grants Totals</i>		\$0.00	\$60,000.00	\$0.00	\$0.00
<i>Departmental Earnings</i>					
5500	Land Fill Quarterly Fee	97,015.73	116,693.56	100,000.00	100,000.00
5501	Program Income - Culture/Recreation/Conservation	158,671.73	103,181.66	100,000.00	100,000.00
<i>Departmental Earnings Totals</i>		\$255,687.46	\$219,875.22	\$200,000.00	\$200,000.00
Department 7040 - Waste Management Totals		\$553,653.86	\$638,138.76	\$861,000.00	\$273,920.00
Department 8000 - Debt Payments and Administration					
<i>Departmental Earnings</i>					
5601	Miscellaneous Income	.00	1,084.98	100.00	10,000.00
<i>Departmental Earnings Totals</i>		\$0.00	\$1,084.98	\$100.00	\$10,000.00
<i>Investment Earnings</i>					
4081	Interest	33,841.09	111.92	1,000.00	15,000.00
<i>Investment Earnings Totals</i>		\$33,841.09	\$111.92	\$1,000.00	\$15,000.00
Department 8000 - Debt Payments and Administration Totals		\$33,841.09	\$1,196.90	\$1,100.00	\$25,000.00
Department 8400 - County Matches / Subsidies					
<i>Intergovernmental -- Federal Grants</i>					
4109.10568	Emergency Food Assistance Program (Administrative Costs)	20,448.11	1,904.31	.00	.00
<i>Intergovernmental -- Federal Grants Totals</i>		\$20,448.11	\$1,904.31	\$0.00	\$0.00



Budget Worksheet Report

Budget Year 2024

Account	Account Description	2021 Actual Amount	2022 Actual Amount	2023 Adopted Budget	2024 Final
Fund 100 - General					
REVENUE					
Department 8400 - County Matches / Subsidies					
<i>Intergovernmental - State Grants</i>					
4230.8109	COVID-19 Hospitality Industry Recovery Program (CHIRP)	1,856,720.00	.00	.00	.00
<i>Intergovernmental - State Grants Totals</i>		\$1,856,720.00	\$0.00	\$0.00	\$0.00
<i>Departmental Earnings</i>					
5601	Miscellaneous Income	16.15	.00	.00	.00
<i>Departmental Earnings Totals</i>		\$16.15	\$0.00	\$0.00	\$0.00
Department 8400 - County Matches / Subsidies Totals		\$1,877,184.26	\$1,904.31	\$0.00	\$0.00
REVENUE TOTALS		\$81,287,418.48	\$80,579,164.94	\$85,013,814.00	\$88,206,569.00
EXPENSE					
Department 1100 - Commissioners					
<i>Wages and Salaries</i>					
6005	Elected Officials	228,666.12	241,626.06	241,627.00	269,860.00
6006	Full Time Wages	205,159.69	208,733.65	209,363.00	203,554.00
<i>Wages and Salaries Totals</i>		\$433,825.81	\$450,359.71	\$450,990.00	\$473,414.00
<i>Premium Wages</i>					
6077	Contracted Sick & Vacation Buy Back	1,232.40	2,647.83	1,355.00	1,355.00
6080	Overtime	.00	7.71	.00	.00
<i>Premium Wages Totals</i>		\$1,232.40	\$2,655.54	\$1,355.00	\$1,355.00
<i>Fringe Benefits</i>					
6101	FICA	26,466.61	27,520.17	27,962.00	29,436.00
6102	Medicare	6,189.76	6,436.20	6,540.00	6,885.00
6104	Health	92,400.00	95,040.00	95,040.00	95,040.00
6105	Dental	4,141.82	4,304.79	4,491.00	4,491.00
6106	Vision	1,089.78	1,116.36	1,117.00	1,117.00
6107	Life	506.76	519.12	520.00	520.00
6108	Sick & Accident	858.40	851.00	888.00	888.00
<i>Fringe Benefits Totals</i>		\$131,653.13	\$135,787.64	\$136,558.00	\$138,377.00
<i>Fringe Benefits Other</i>					
6103	Retirement	43,958.15	31,232.34	43,959.00	43,959.00
6109	Workers Compensation	294.48	312.86	500.00	500.00
6111	Waiver of Health Insurance	2,999.88	3,057.57	3,000.00	3,000.00
<i>Fringe Benefits Other Totals</i>		\$47,252.51	\$34,602.77	\$47,459.00	\$47,459.00
<i>Personnel Expense</i>					
6201	Dues / Memberships	165.50	65.00	500.00	500.00



Budget Worksheet Report

Budget Year 2024

Account	Account Description	2021 Actual Amount	2022 Actual Amount	2023 Adopted Budget	2024 Final
Fund 100 - General					
EXPENSE					
Department 1100 - Commissioners					
<i>Personnel Expense</i>					
6202	Books and Subscriptions	140.00	.00	162.00	162.00
6209	Employee Physicals	136.00	.00	.00	.00
6213	Background Checks	45.85	.00	.00	.00
<i>Personnel Expense Totals</i>		\$487.35	\$65.00	\$662.00	\$662.00
<i>Occupancy</i>					
6413	Storage	1,795.92	1,795.85	1,500.00	1,500.00
6416	Cable	2,248.90	2,038.24	1,740.00	2,000.00
<i>Occupancy Totals</i>		\$4,044.82	\$3,834.09	\$3,240.00	\$3,500.00
<i>Communication</i>					
6502	Cellular / Air Card Service	2,367.11	2,792.14	3,000.00	3,000.00
6504	Postage	162.56	270.42	500.00	500.00
6507	Advertising	2,388.77	6,030.76	5,000.00	5,000.00
<i>Communication Totals</i>		\$4,918.44	\$9,093.32	\$8,500.00	\$8,500.00
<i>Supplies and Minor Equipment</i>					
6601.1607	Supplies - Other	3,877.14	4,634.93	7,000.00	7,000.00
6602	Minor Equipment Purchases	3,119.62	.00	1,000.00	1,000.00
6604.1608	Minor Outlay - Computer Software	293.00	293.00	.00	.00
6606	Maintenance Agreements	2,397.56	2,955.44	3,000.00	3,000.00
<i>Supplies and Minor Equipment Totals</i>		\$9,687.32	\$7,883.37	\$11,000.00	\$11,000.00
<i>Transportation</i>					
6751	Travel	12,378.69	16,339.51	15,000.00	15,000.00
<i>Transportation Totals</i>		\$12,378.69	\$16,339.51	\$15,000.00	\$15,000.00
<i>Consultant / Contracted Services</i>					
6860	Misc Contracted Services	132,813.12	139,873.31	120,000.00	120,000.00
<i>Consultant / Contracted Services Totals</i>		\$132,813.12	\$139,873.31	\$120,000.00	\$120,000.00
<i>General Administration</i>					
7122	Other Expenses	1,538.89	396.22	2,000.00	2,000.00
7125	COVID-19 Expenses	871.63	.00	.00	.00
<i>General Administration Totals</i>		\$2,410.52	\$396.22	\$2,000.00	\$2,000.00
Department 1100 - Commissioners Totals		\$780,704.11	\$800,890.48	\$796,764.00	\$821,267.00



Budget Worksheet Report

Budget Year 2024

Account	Account Description	2021 Actual Amount	2022 Actual Amount	2023 Adopted Budget	2024 Final
Fund 100 - General					
EXPENSE					
Department 1101 - Controller					
<i>Wages and Salaries</i>					
6005	Elected Officials	72,776.26	76,899.04	74,218.00	82,890.00
6006	Full Time Wages	332,653.72	355,024.39	398,632.00	461,468.00
6007	Part Time Wages	5,804.94	5,971.88	5,971.00	6,151.00
6008	Other Wages - Temp / Season / Etc	6,440.79	2,998.24	.00	.00
<i>Wages and Salaries Totals</i>		\$417,675.71	\$440,893.55	\$478,821.00	\$550,509.00
<i>Premium Wages</i>					
6077	Contracted Sick & Vacation Buy Back	2,634.43	1,000.00	3,100.00	2,000.00
6078	Lump Sum Longevity Pay	500.00	500.00	500.00	750.00
<i>Premium Wages Totals</i>		\$3,134.43	\$1,500.00	\$3,600.00	\$2,750.00
<i>Fringe Benefits</i>					
6101	FICA	27,801.90	28,959.98	29,687.00	34,302.00
6102	Medicare	6,502.01	6,772.93	6,943.00	8,023.00
6104	Health	110,880.00	122,760.00	126,720.00	142,560.00
6105	Dental	4,242.84	4,768.23	5,133.00	5,133.00
6106	Vision	1,116.36	1,235.97	1,276.00	1,276.00
6107	Life	562.38	593.28	594.00	594.00
6108	Sick & Accident	1,474.45	1,489.25	1,554.00	1,554.00
<i>Fringe Benefits Totals</i>		\$152,579.94	\$166,579.64	\$171,907.00	\$193,442.00
<i>Fringe Benefits Other</i>					
6103	Retirement	43,216.16	30,411.34	43,217.00	43,217.00
6109	Workers Compensation	565.06	602.25	896.00	896.00
6110	Unemployment Compensation	(17,190.56)	.00	.00	.00
6111	Waiver of Health Insurance	1,730.70	.00	.00	.00
<i>Fringe Benefits Other Totals</i>		\$28,321.36	\$31,013.59	\$44,113.00	\$44,113.00
<i>Personnel Expense</i>					
6201	Dues / Memberships	750.00	2,430.00	2,000.00	2,500.00
6202	Books and Subscriptions	760.00	760.00	900.00	900.00
6203	Training	1,930.00	785.00	3,000.00	3,000.00
6209	Employee Physicals	136.00	.00	.00	.00
6213	Background Checks	45.85	.00	.00	.00
<i>Personnel Expense Totals</i>		\$3,621.85	\$3,975.00	\$5,900.00	\$6,400.00



Budget Worksheet Report

Budget Year 2024

Account	Account Description	2021 Actual Amount	2022 Actual Amount	2023 Adopted Budget	2024 Final
Fund 100 - General					
EXPENSE					
Department 1101 - Controller					
Occupancy					
6413	Storage	3,236.19	3,594.19	6,000.00	4,500.00
<i>Occupancy Totals</i>		<u>\$3,236.19</u>	<u>\$3,594.19</u>	<u>\$6,000.00</u>	<u>\$4,500.00</u>
Communication					
6501	Telephone / Internet	549.87	506.32	545.00	545.00
6504	Postage	5,057.58	5,995.45	6,000.00	6,000.00
<i>Communication Totals</i>		<u>\$5,607.45</u>	<u>\$6,501.77</u>	<u>\$6,545.00</u>	<u>\$6,545.00</u>
Supplies and Minor Equipment					
6601.1607	Supplies - Other	5,460.89	3,680.33	5,000.00	5,000.00
6602	Minor Equipment Purchases	1,040.93	1,172.85	1,000.00	500.00
6606	Maintenance Agreements	2,324.78	2,960.63	2,750.00	2,500.00
<i>Supplies and Minor Equipment Totals</i>		<u>\$8,826.60</u>	<u>\$7,813.81</u>	<u>\$8,750.00</u>	<u>\$8,000.00</u>
Transportation					
6751	Travel	1,297.21	1,886.85	3,000.00	3,500.00
<i>Transportation Totals</i>		<u>\$1,297.21</u>	<u>\$1,886.85</u>	<u>\$3,000.00</u>	<u>\$3,500.00</u>
Department 1101 - Controller Totals		<u>\$624,300.74</u>	<u>\$663,758.40</u>	<u>\$728,636.00</u>	<u>\$819,759.00</u>
Department 1102 - Treasurer					
Wages and Salaries					
6005	Elected Officials	70,236.73	74,217.52	74,218.00	82,890.00
6006	Full Time Wages	306,753.45	330,985.89	358,132.00	350,897.00
6007	Part Time Wages	16,980.02	14,645.55	6,135.00	6,320.00
<i>Wages and Salaries Totals</i>		<u>\$393,970.20</u>	<u>\$419,848.96</u>	<u>\$438,485.00</u>	<u>\$440,107.00</u>
Premium Wages					
6077	Contracted Sick & Vacation Buy Back	322.67	.00	600.00	600.00
6080	Overtime	1,842.08	1,326.27	1,200.00	3,000.00
<i>Premium Wages Totals</i>		<u>\$2,164.75</u>	<u>\$1,326.27</u>	<u>\$1,800.00</u>	<u>\$3,600.00</u>
Fringe Benefits					
6101	FICA	23,776.57	25,204.02	27,261.00	27,510.00
6102	Medicare	5,560.60	5,894.50	6,376.00	6,434.00
6104	Health	148,270.77	152,992.26	158,400.00	142,560.00
6105	Dental	5,673.60	5,942.49	6,416.00	6,416.00
6106	Vision	1,492.82	1,540.35	1,595.00	1,595.00
6107	Life	694.17	716.28	742.00	667.00
6108	Sick & Accident	1,854.19	1,857.46	1,998.00	1,998.00



Budget Worksheet Report

Budget Year 2024

Account	Account Description	2021 Actual Amount	2022 Actual Amount	2023 Adopted Budget	2024 Final
Fund 100 - General					
EXPENSE					
Department 1102 - Treasurer					
Fringe Benefits					
<i>Fringe Benefits Totals</i>		\$187,322.72	\$194,147.36	\$202,788.00	\$187,180.00
<i>Fringe Benefits Other</i>					
6103	Retirement	40,553.61	26,633.84	40,554.00	40,554.00
6109	Workers Compensation	475.26	518.72	824.00	824.00
6111	Waiver of Health Insurance	.00	.00	.00	3,000.00
<i>Fringe Benefits Other Totals</i>		\$41,028.87	\$27,152.56	\$41,378.00	\$44,378.00
<i>Personnel Expense</i>					
6201	Dues / Memberships	1,019.00	2,081.53	4,000.00	4,000.00
6202	Books and Subscriptions	.00	.00	100.00	100.00
6203	Training	.00	.00	12,650.00	12,650.00
6209	Employee Physicals	272.00	.00	200.00	200.00
6213	Background Checks	91.70	22.00	50.00	50.00
<i>Personnel Expense Totals</i>		\$1,382.70	\$2,103.53	\$17,000.00	\$17,000.00
<i>Occupancy</i>					
6413	Storage	3,133.08	5,848.28	4,500.00	4,500.00
<i>Occupancy Totals</i>		\$3,133.08	\$5,848.28	\$4,500.00	\$4,500.00
<i>Communication</i>					
6502	Cellular / Air Card Service	567.81	613.49	1,200.00	1,200.00
6504	Postage	13,062.24	18,800.48	11,000.00	13,000.00
6505	Postage - Tax Billing	29,408.42	35,285.61	45,000.00	45,000.00
6507	Advertising	1,348.00	475.00	1,500.00	2,000.00
<i>Communication Totals</i>		\$44,386.47	\$55,174.58	\$58,700.00	\$61,200.00
<i>Supplies and Minor Equipment</i>					
6414.1401	Repairs & Maintenance - Buildings	210.10	.00	.00	.00
6601.1605	Supplies - Tax Billing	15,731.15	7,500.00	15,000.00	15,000.00
6601.1607	Supplies - Other	31,660.97	14,250.96	23,000.00	25,000.00
6602	Minor Equipment Purchases	.00	.00	2,700.00	2,700.00
6606	Maintenance Agreements	11,550.55	12,782.89	24,575.00	24,575.00
<i>Supplies and Minor Equipment Totals</i>		\$59,152.77	\$34,533.85	\$65,275.00	\$67,275.00
<i>Transportation</i>					
6751	Travel	254.32	1,418.21	1,100.00	2,500.00
<i>Transportation Totals</i>		\$254.32	\$1,418.21	\$1,100.00	\$2,500.00



Budget Worksheet Report

Budget Year 2024

Account	Account Description	2021 Actual Amount	2022 Actual Amount	2023 Adopted Budget	2024 Final
Fund 100 - General					
EXPENSE					
Department 1102 - Treasurer					
Consultant / Contracted Services					
6860	Misc Contracted Services	3,000.00	3,000.00	3,000.00	3,000.00
<i>Consultant / Contracted Services Totals</i>		\$3,000.00	\$3,000.00	\$3,000.00	\$3,000.00
<i>General Administration</i>					
7118	Bank Charges / Bank Interest	.00	.00	1,200.00	1,200.00
7122	Other Expenses	5,000.00	.00	.00	.00
7125	COVID-19 Expenses	.00	.00	2,000.00	.00
<i>General Administration Totals</i>		\$5,000.00	\$0.00	\$3,200.00	\$1,200.00
<i>Tax Expenses</i>					
7701	Clean and Green Disbursements	2,006.82	.00	4,000.00	4,000.00
<i>Tax Expenses Totals</i>		\$2,006.82	\$0.00	\$4,000.00	\$4,000.00
<i>Capital Outlay</i>					
7754	Capital Outlay - Equipment	12,546.00	12,792.00	.00	.00
<i>Capital Outlay Totals</i>		\$12,546.00	\$12,792.00	\$0.00	\$0.00
<i>Contra Revenue Accounts</i>					
7857	Center TIF - Escrow @ Wells	(26,307.13)	.00	168,000.00	.00
<i>Contra Revenue Accounts Totals</i>		(\$26,307.13)	\$0.00	\$168,000.00	\$0.00
Department 1102 - Treasurer Totals		\$729,041.57	\$757,345.60	\$1,009,226.00	\$835,940.00
Department 1103 - Recorder of Deeds					
<i>Wages and Salaries</i>					
6005	Elected Officials	70,236.73	74,217.52	74,218.00	82,890.00
6006	Full Time Wages	146,690.12	134,015.74	152,024.00	164,785.00
6007	Part Time Wages	5,964.23	4,168.65	6,000.00	6,320.00
<i>Wages and Salaries Totals</i>		\$222,891.08	\$212,401.91	\$232,242.00	\$253,995.00
<i>Premium Wages</i>					
6077	Contracted Sick & Vacation Buy Back	851.48	1,248.99	300.00	300.00
6080	Overtime	703.84	21.76	800.00	800.00
<i>Premium Wages Totals</i>		\$1,555.32	\$1,270.75	\$1,100.00	\$1,100.00
<i>Fringe Benefits</i>					
6101	FICA	13,455.15	12,834.32	14,449.00	15,816.00
6102	Medicare	3,146.77	3,001.57	3,380.00	3,699.00
6104	Health	90,796.62	72,062.61	79,200.00	79,200.00
6105	Dental	3,474.35	2,795.84	2,567.00	3,850.00
6106	Vision	914.16	725.53	638.00	958.00



Budget Worksheet Report

Budget Year 2024

Account	Account Description	2021 Actual Amount	2022 Actual Amount	2023 Adopted Budget	2024 Final
Fund 100 - General					
EXPENSE					
Department 1103 - Recorder of Deeds					
<i>Fringe Benefits</i>					
6107	Life	425.10	337.39	297.00	447.00
6108	Sick & Accident	1,042.19	759.31	888.00	1,110.00
<i>Fringe Benefits Totals</i>		\$113,254.34	\$92,516.57	\$101,419.00	\$105,080.00
<i>Fringe Benefits Other</i>					
6103	Retirement	23,410.99	14,957.25	23,411.00	23,411.00
6109	Workers Compensation	222.05	206.58	385.00	385.00
<i>Fringe Benefits Other Totals</i>		\$23,633.04	\$15,163.83	\$23,796.00	\$23,796.00
<i>Personnel Expense</i>					
6201	Dues / Memberships	750.00	750.00	1,000.00	1,000.00
6202	Books and Subscriptions	1,492.48	314.82	400.00	400.00
6209	Employee Physicals	.00	241.50	300.00	300.00
6213	Background Checks	.00	138.95	200.00	200.00
<i>Personnel Expense Totals</i>		\$2,242.48	\$1,445.27	\$1,900.00	\$1,900.00
<i>Occupancy</i>					
6413	Storage	1,567.53	1,565.04	1,565.00	1,565.00
<i>Occupancy Totals</i>		\$1,567.53	\$1,565.04	\$1,565.00	\$1,565.00
<i>Communication</i>					
6504	Postage	747.46	822.50	1,200.00	1,200.00
<i>Communication Totals</i>		\$747.46	\$822.50	\$1,200.00	\$1,200.00
<i>Supplies and Minor Equipment</i>					
6414.1404	Repairs & Maintenance - Equipment	.00	89.00	500.00	500.00
6601.1607	Supplies - Other	3,505.97	3,640.53	6,000.00	6,000.00
6602	Minor Equipment Purchases	.00	.00	4,000.00	4,000.00
6606	Maintenance Agreements	8,119.21	8,451.63	10,000.00	10,000.00
<i>Supplies and Minor Equipment Totals</i>		\$11,625.18	\$12,181.16	\$20,500.00	\$20,500.00
<i>Transportation</i>					
6751	Travel	636.20	.00	2,800.00	2,800.00
<i>Transportation Totals</i>		\$636.20	\$0.00	\$2,800.00	\$2,800.00
<i>Consultant / Contracted Services</i>					
6855	Computer Consultants Support	52,644.00	52,644.00	52,644.00	52,644.00
<i>Consultant / Contracted Services Totals</i>		\$52,644.00	\$52,644.00	\$52,644.00	\$52,644.00
Department 1103 - Recorder of Deeds Totals		\$430,796.63	\$390,011.03	\$439,166.00	\$464,580.00



Budget Worksheet Report

Budget Year 2024

Account	Account Description	2021 Actual Amount	2022 Actual Amount	2023 Adopted Budget	2024 Final
Fund 100 - General					
EXPENSE					
Department 1104 - Legal Department					
<i>Wages and Salaries</i>					
6006	Full Time Wages	123,548.63	146,703.45	245,718.00	159,263.00
6007	Part Time Wages	143,155.90	194,163.88	170,637.00	198,487.00
<i>Wages and Salaries Totals</i>		\$266,704.53	\$340,867.33	\$416,355.00	\$357,750.00
<i>Premium Wages</i>					
6077	Contracted Sick & Vacation Buy Back	.00	.00	300.00	300.00
6078	Lump Sum Longevity Pay	250.00	250.00	250.00	250.00
<i>Premium Wages Totals</i>		\$250.00	\$250.00	\$550.00	\$550.00
<i>Fringe Benefits</i>					
6101	FICA	18,227.18	22,817.60	25,814.00	22,215.00
6102	Medicare	4,262.80	5,336.38	6,038.00	5,196.00
6104	Health	15,840.00	19,800.00	31,600.00	15,840.00
6105	Dental	606.12	775.35	1,284.00	1,284.00
6106	Vision	159.48	199.35	319.00	320.00
6107	Life	148.32	166.86	223.00	223.00
6108	Sick & Accident	447.70	481.00	666.00	666.00
<i>Fringe Benefits Totals</i>		\$39,691.60	\$49,576.54	\$65,944.00	\$45,744.00
<i>Fringe Benefits Other</i>					
6103	Retirement	19,991.40	20,744.98	19,992.00	19,992.00
6109	Workers Compensation	426.38	553.19	784.00	784.00
6111	Waiver of Health Insurance	2,999.88	3,057.57	3,000.00	3,000.00
<i>Fringe Benefits Other Totals</i>		\$23,417.66	\$24,355.74	\$23,776.00	\$23,776.00
<i>Personnel Expense</i>					
6201	Dues / Memberships	225.00	275.00	1,800.00	1,800.00
6202	Books and Subscriptions	4,095.31	4,205.20	4,500.00	4,500.00
6203	Training	50.00	539.20	2,000.00	2,000.00
6209	Employee Physicals	136.00	.00	.00	.00
<i>Personnel Expense Totals</i>		\$4,506.31	\$5,019.40	\$8,300.00	\$8,300.00
<i>Occupancy</i>					
6413	Storage	388.20	388.20	400.00	400.00
<i>Occupancy Totals</i>		\$388.20	\$388.20	\$400.00	\$400.00
<i>Communication</i>					
6504	Postage	196.35	268.67	400.00	400.00
<i>Communication Totals</i>		\$196.35	\$268.67	\$400.00	\$400.00



Budget Worksheet Report

Budget Year 2024

Account	Account Description	2021 Actual Amount	2022 Actual Amount	2023 Adopted Budget	2024 Final
Fund 100 - General					
EXPENSE					
Department 1104 - Legal Department					
<i>Supplies and Minor Equipment</i>					
6601.1607	Supplies - Other	1,744.24	1,663.24	2,500.00	3,000.00
6602	Minor Equipment Purchases	.00	6,971.00	.00	.00
6606	Maintenance Agreements	2,056.00	1,190.60	2,000.00	2,000.00
<i>Supplies and Minor Equipment Totals</i>		\$3,800.24	\$9,824.84	\$4,500.00	\$5,000.00
<i>Transportation</i>					
6751	Travel	317.88	1,079.66	2,500.00	2,500.00
<i>Transportation Totals</i>		\$317.88	\$1,079.66	\$2,500.00	\$2,500.00
<i>Consultant / Contracted Services</i>					
6853	Legal	855.00	398.75	10,000.00	10,000.00
<i>Consultant / Contracted Services Totals</i>		\$855.00	\$398.75	\$10,000.00	\$10,000.00
Department 1104 - Legal Department Totals		\$340,127.77	\$432,029.13	\$532,725.00	\$454,420.00
Department 1105 - Human Resources					
<i>Wages and Salaries</i>					
6006	Full Time Wages	232,741.72	226,516.43	227,440.00	235,655.00
<i>Wages and Salaries Totals</i>		\$232,741.72	\$226,516.43	\$227,440.00	\$235,655.00
<i>Premium Wages</i>					
6078	Lump Sum Longevity Pay	250.00	250.00	250.00	250.00
<i>Premium Wages Totals</i>		\$250.00	\$250.00	\$250.00	\$250.00
<i>Fringe Benefits</i>					
6101	FICA	14,623.07	13,973.74	14,102.00	14,627.00
6102	Medicare	3,419.88	3,268.07	3,298.00	3,421.00
6104	Health	27,720.00	42,240.00	47,520.00	46,079.00
6105	Dental	1,060.71	1,642.87	1,925.00	1,925.00
6106	Vision	279.09	425.28	479.00	479.00
6107	Life	108,918.25	30,065.39	297.00	297.00
6107.1201	Life - Retiree	.00	80,018.66	.00	105,600.00
6108	Sick & Accident	839.90	851.00	888.00	888.00
<i>Fringe Benefits Totals</i>		\$156,860.90	\$172,485.01	\$68,509.00	\$173,316.00
<i>Fringe Benefits Other</i>					
6103	Retirement	20,651.96	15,887.81	20,652.00	20,652.00
6109	Workers Compensation	385.06	424.81	652.00	652.00
6110	Unemployment Compensation	(2,189.01)	11.67	50,000.00	50,000.00
6111	Waiver of Health Insurance	6,230.52	3,865.23	3,000.00	3,000.00



Budget Worksheet Report

Budget Year 2024

Account	Account Description	2021 Actual Amount	2022 Actual Amount	2023 Adopted Budget	2024 Final
Fund 100 - General					
EXPENSE					
Department 1105 - Human Resources					
Fringe Benefits Other					
<i>Fringe Benefits Other Totals</i>		\$25,078.53	\$20,189.52	\$74,304.00	\$74,304.00
<i>Personnel Expense</i>					
6201	Dues / Memberships	2,500.00	4,340.10	3,600.00	3,600.00
6202	Books and Subscriptions	179.00	97.00	200.00	200.00
6203	Training	748.00	2,838.18	10,500.00	10,500.00
6207	Safety Committee	3,003.63	7,603.01	3,000.00	5,000.00
6209	Employee Physicals	136.00	100.00	136.00	136.00
6211.1200	Education Commissioners Unit	5,000.00	.00	.00	.00
6211.1201	Education Court Appointed - Non-Professional	5,000.00	1,173.99	.00	.00
6211.1202	Education Court Professional	5,000.00	.00	.00	.00
6211.1203	Education Jail Guard Unit	5,000.00	.00	.00	.00
6211.1204	Education Court Related - Non-Professional	5,000.00	.00	.00	.00
6211.1206	Education Non-Bargaining Employee	5,000.00	29,118.07	25,000.00	25,000.00
6211.1207	Education Detective	5,400.00	5,000.00	.00	.00
6211.1208	Education Sheriff Union	3,500.00	.00	.00	.00
6212	Employee Assistance Program	8,081.94	7,965.00	12,078.00	12,078.00
6213	Background Checks	45.85	.00	46.00	46.00
<i>Personnel Expense Totals</i>		\$53,594.42	\$58,235.35	\$54,560.00	\$56,560.00
<i>Occupancy</i>					
6413	Storage	592.11	635.40	1,000.00	1,000.00
<i>Occupancy Totals</i>		\$592.11	\$635.40	\$1,000.00	\$1,000.00
<i>Communication</i>					
6502	Cellular / Air Card Service	161.67	119.49	.00	.00
6504	Postage	446.18	483.92	800.00	800.00
6506	Printing	590.00	30.00	200.00	200.00
<i>Communication Totals</i>		\$1,197.85	\$633.41	\$1,000.00	\$1,000.00
<i>Supplies and Minor Equipment</i>					
6414.1401	Repairs & Maintenance - Buildings	644.99	.00	.00	.00
6601.1607	Supplies - Other	1,128.45	1,493.51	1,500.00	1,700.00
6606	Maintenance Agreements	3,254.69	4,790.82	3,000.00	3,000.00
<i>Supplies and Minor Equipment Totals</i>		\$5,028.13	\$6,284.33	\$4,500.00	\$4,700.00



Budget Worksheet Report

Budget Year 2024

Account	Account Description	2021 Actual Amount	2022 Actual Amount	2023 Adopted Budget	2024 Final
Fund 100 - General					
EXPENSE					
Department 1105 - Human Resources					
<i>Transportation</i>					
6751	Travel	472.51	569.40	5,000.00	5,000.00
	<i>Transportation Totals</i>	<u>\$472.51</u>	<u>\$569.40</u>	<u>\$5,000.00</u>	<u>\$5,000.00</u>
<i>Consultant / Contracted Services</i>					
6854	Arbitrations	13,445.64	6,883.90	20,000.00	20,000.00
	<i>Consultant / Contracted Services Totals</i>	<u>\$13,445.64</u>	<u>\$6,883.90</u>	<u>\$20,000.00</u>	<u>\$20,000.00</u>
<i>General Administration</i>					
7125	COVID-19 Expenses	5,767.09	.00	.00	.00
7143	PCORP Safety Committee Grant Expenses	19,023.84	29,235.46	30,000.00	30,000.00
	<i>General Administration Totals</i>	<u>\$24,790.93</u>	<u>\$29,235.46</u>	<u>\$30,000.00</u>	<u>\$30,000.00</u>
	Department 1105 - Human Resources Totals	<u>\$514,052.74</u>	<u>\$521,918.21</u>	<u>\$486,563.00</u>	<u>\$601,785.00</u>
Department 1106 - Information Technology					
<i>Wages and Salaries</i>					
6006	Full Time Wages	390,875.46	406,584.35	404,811.00	430,933.00
6007	Part Time Wages	.00	696.00	.00	.00
6008	Other Wages - Temp / Season / Etc	81,432.18	90,132.95	105,920.00	30,000.00
	<i>Wages and Salaries Totals</i>	<u>\$472,307.64</u>	<u>\$497,413.30</u>	<u>\$510,731.00</u>	<u>\$460,933.00</u>
<i>Premium Wages</i>					
6077	Contracted Sick & Vacation Buy Back	6,335.56	7,143.99	1,000.00	1,000.00
6078	Lump Sum Longevity Pay	1,500.00	1,500.00	1,500.00	1,500.00
	<i>Premium Wages Totals</i>	<u>\$7,835.56</u>	<u>\$8,643.99</u>	<u>\$2,500.00</u>	<u>\$2,500.00</u>
<i>Fringe Benefits</i>					
6101	FICA	29,727.35	31,004.98	31,666.00	28,733.00
6102	Medicare	6,952.36	7,251.15	7,406.00	6,720.00
6104	Health	47,520.00	59,400.00	63,360.00	63,360.00
6105	Dental	3,030.60	3,074.85	3,208.00	3,208.00
6106	Vision	797.40	797.40	798.00	798.00
6107	Life	370.80	370.80	371.00	371.00
6108	Sick & Accident	1,119.25	1,063.75	1,110.00	1,110.00
	<i>Fringe Benefits Totals</i>	<u>\$89,517.76</u>	<u>\$102,962.93</u>	<u>\$107,919.00</u>	<u>\$104,300.00</u>
<i>Fringe Benefits Other</i>					
6103	Retirement	34,480.32	29,040.57	34,481.00	34,481.00
6109	Workers Compensation	702.43	737.75	1,255.00	1,255.00
6111	Waiver of Health Insurance	5,999.76	3,519.09	3,000.00	3,000.00



Budget Worksheet Report

Budget Year 2024

Account	Account Description	2021 Actual Amount	2022 Actual Amount	2023 Adopted Budget	2024 Final
Fund 100 - General					
EXPENSE					
Department 1106 - Information Technology					
Fringe Benefits Other					
	<i>Fringe Benefits Other Totals</i>	\$41,182.51	\$33,297.41	\$38,736.00	\$38,736.00
<i>Personnel Expense</i>					
6203	Training	(2,279.10)	3,900.00	3,900.00	4,600.00
	<i>Personnel Expense Totals</i>	(\$2,279.10)	\$3,900.00	\$3,900.00	\$4,600.00
<i>Communication</i>					
6501	Telephone / Internet	16,413.36	15,323.63	20,600.00	20,600.00
6502	Cellular / Air Card Service	3,007.08	3,709.07	4,000.00	4,000.00
6503	Data Circuits	24,658.42	26,730.70	31,800.00	31,800.00
6504	Postage	4.18	7.87	50.00	50.00
	<i>Communication Totals</i>	\$44,083.04	\$45,771.27	\$56,450.00	\$56,450.00
<i>Supplies and Minor Equipment</i>					
6414.1404	Repairs & Maintenance - Equipment	1,440.52	1,076.83	2,500.00	2,500.00
6601.1607	Supplies - Other	1,781.50	3,143.18	3,500.00	3,500.00
6602	Minor Equipment Purchases	8,078.25	3,736.61	12,000.00	12,000.00
6604.1607	Minor Outlay - Computer Hardware	26,327.02	16,048.04	19,700.00	19,700.00
6604.1608	Minor Outlay - Computer Software	2,450.50	5,430.59	10,400.00	13,900.00
6604.1609	Minor Outlay - Computer Supplies	1,457.51	1,992.99	2,500.00	2,500.00
6606	Maintenance Agreements	36,012.70	32,159.09	57,111.00	48,300.00
	<i>Supplies and Minor Equipment Totals</i>	\$77,548.00	\$63,587.33	\$107,711.00	\$102,400.00
<i>Transportation</i>					
6751	Travel	1,076.88	4,198.72	7,000.00	7,500.00
	<i>Transportation Totals</i>	\$1,076.88	\$4,198.72	\$7,000.00	\$7,500.00
<i>Consultant / Contracted Services</i>					
6855	Computer Consultants Support	11,060.00	9,720.00	45,000.00	45,000.00
6860	Misc Contracted Services	5,274.63	3,845.65	16,000.00	16,000.00
	<i>Consultant / Contracted Services Totals</i>	\$16,334.63	\$13,565.65	\$61,000.00	\$61,000.00
<i>Capital Outlay</i>					
7752	Capital Outlay - Computer Software	4,950.00	.00	.00	.00
7753	Capital Outlay - Computer Hardware	18,406.98	.00	.00	.00
7754	Capital Outlay - Equipment	77,280.55	.00	.00	.00
	<i>Capital Outlay Totals</i>	\$100,637.53	\$0.00	\$0.00	\$0.00
	Department 1106 - Information Technology Totals	\$848,244.45	\$773,340.60	\$895,947.00	\$838,419.00



Budget Worksheet Report

Budget Year 2024

Account	Account Description	2021 Actual Amount	2022 Actual Amount	2023 Adopted Budget	2024 Final
Fund 100 - General					
EXPENSE					
Department 1107 - Records Management					
Occupancy					
6413	Storage	11,400.03	11,379.60	14,400.00	14,400.00
<i>Occupancy Totals</i>		\$11,400.03	\$11,379.60	\$14,400.00	\$14,400.00
<i>Supplies and Minor Equipment</i>					
6606	Maintenance Agreements	7,936.48	8,214.26	9,000.00	9,000.00
<i>Supplies and Minor Equipment Totals</i>		\$7,936.48	\$8,214.26	\$9,000.00	\$9,000.00
Department 1107 - Records Management Totals		\$19,336.51	\$19,593.86	\$23,400.00	\$23,400.00
Department 1108 - Central Services					
<i>Wages and Salaries</i>					
6006	Full Time Wages	171,500.81	182,556.01	185,448.00	194,652.00
<i>Wages and Salaries Totals</i>		\$171,500.81	\$182,556.01	\$185,448.00	\$194,652.00
<i>Premium Wages</i>					
6077	Contracted Sick & Vacation Buy Back	300.02	300.02	1,500.00	1,500.00
<i>Premium Wages Totals</i>		\$300.02	\$300.02	\$1,500.00	\$1,500.00
<i>Fringe Benefits</i>					
6101	FICA	10,270.03	10,896.53	11,498.00	12,162.00
6102	Medicare	2,401.88	2,548.38	2,689.00	2,845.00
6104	Health	61,222.52	63,360.00	63,360.00	47,520.00
6105	Dental	2,342.69	2,459.88	2,567.00	2,567.00
6106	Vision	616.40	637.92	638.00	638.00
6107	Life	286.63	296.64	297.00	297.00
6108	Sick & Accident	865.44	851.00	888.00	880.00
<i>Fringe Benefits Totals</i>		\$78,005.59	\$81,050.35	\$81,937.00	\$66,909.00
<i>Fringe Benefits Other</i>					
6103	Retirement	17,636.51	12,265.06	17,637.00	17,637.00
6109	Workers Compensation	247.90	273.12	420.00	420.00
6111	Waiver of Health Insurance	.00	.00	.00	3,000.00
<i>Fringe Benefits Other Totals</i>		\$17,884.41	\$12,538.18	\$18,057.00	\$21,057.00
<i>Occupancy</i>					
6413	Storage	191.95	.00	.00	.00
<i>Occupancy Totals</i>		\$191.95	\$0.00	\$0.00	\$0.00
<i>Communication</i>					
6504	Postage	574.75	2,317.14	2,500.00	2,600.00
<i>Communication Totals</i>		\$574.75	\$2,317.14	\$2,500.00	\$2,600.00



Budget Worksheet Report

Budget Year 2024

Account	Account Description	2021 Actual Amount	2022 Actual Amount	2023 Adopted Budget	2024 Final
Fund 100 - General					
EXPENSE					
Department 1108 - Central Services					
<i>Supplies and Minor Equipment</i>					
6601.1600	Supplies - Building	15,082.77	11,445.24	15,000.00	15,500.00
6601.1607	Supplies - Other	3,845.87	10,714.31	9,000.00	10,000.00
6606	Maintenance Agreements	16,208.41	17,486.46	12,000.00	12,000.00
<i>Supplies and Minor Equipment Totals</i>		\$35,137.05	\$39,646.01	\$36,000.00	\$37,500.00
<i>General Administration</i>					
7122	Other Expenses	95.00	135.00	135.00	.00
<i>General Administration Totals</i>		\$95.00	\$135.00	\$135.00	\$0.00
Department 1108 - Central Services Totals		\$303,689.58	\$318,542.71	\$325,577.00	\$324,218.00
Department 1109 - Planning Commission					
<i>Wages and Salaries</i>					
6006	Full Time Wages	315,505.39	326,383.40	327,243.00	329,803.00
<i>Wages and Salaries Totals</i>		\$315,505.39	\$326,383.40	\$327,243.00	\$329,803.00
<i>Premium Wages</i>					
6077	Contracted Sick & Vacation Buy Back	5,016.34	5,179.54	300.00	300.00
6078	Lump Sum Longevity Pay	1,000.00	1,000.00	1,000.00	1,000.00
6080	Overtime	4,065.91	7,736.74	7,500.00	7,500.00
<i>Premium Wages Totals</i>		\$10,082.25	\$13,916.28	\$8,800.00	\$8,800.00
<i>Fringe Benefits</i>					
6101	FICA	19,519.43	20,404.06	20,755.00	20,994.00
6102	Medicare	4,565.00	4,771.94	4,854.00	4,910.00
6104	Health	79,200.00	79,200.00	79,200.00	79,200.00
6105	Dental	3,030.60	3,074.85	3,208.00	3,208.00
6106	Vision	797.40	797.40	798.00	798.00
6107	Life	370.80	370.80	371.00	371.00
6108	Sick & Accident	1,119.25	1,063.75	1,110.00	1,110.00
<i>Fringe Benefits Totals</i>		\$108,602.48	\$109,682.80	\$110,296.00	\$110,591.00
<i>Fringe Benefits Other</i>					
6103	Retirement	32,087.24	23,653.43	32,088.00	32,088.00
6109	Workers Compensation	481.73	499.41	762.00	762.00
6111	Waiver of Health Insurance	.00	57.69	.00	.00
<i>Fringe Benefits Other Totals</i>		\$32,568.97	\$24,210.53	\$32,850.00	\$32,850.00
<i>Personnel Expense</i>					
6201	Dues / Memberships	1,268.00	1,223.00	1,250.00	1,250.00



Budget Worksheet Report

Budget Year 2024

Account	Account Description	2021 Actual Amount	2022 Actual Amount	2023 Adopted Budget	2024 Final
Fund 100 - General					
EXPENSE					
Department 1109 - Planning Commission					
<i>Personnel Expense</i>					
6203	Training	75.00	.00	2,000.00	2,000.00
<i>Personnel Expense Totals</i>		\$1,343.00	\$1,223.00	\$3,250.00	\$3,250.00
<i>Occupancy</i>					
6413	Storage	1,781.40	1,781.51	2,000.00	2,000.00
<i>Occupancy Totals</i>		\$1,781.40	\$1,781.51	\$2,000.00	\$2,000.00
<i>Communication</i>					
6504	Postage	490.45	671.18	1,700.00	1,700.00
6507	Advertising	.00	2,399.40	40.00	40.00
<i>Communication Totals</i>		\$490.45	\$3,070.58	\$1,740.00	\$1,740.00
<i>Supplies and Minor Equipment</i>					
6601.1607	Supplies - Other	5,063.42	4,825.67	5,500.00	5,500.00
6602	Minor Equipment Purchases	.00	.00	200.00	200.00
6604.1607	Minor Outlay - Computer Hardware	.00	.00	3,750.00	3,750.00
6604.1608	Minor Outlay - Computer Software	293.00	293.00	300.00	300.00
6606	Maintenance Agreements	5,412.00	6,067.78	7,000.00	7,000.00
<i>Supplies and Minor Equipment Totals</i>		\$10,768.42	\$11,186.45	\$16,750.00	\$16,750.00
<i>Transportation</i>					
6751	Travel	1,555.07	1,658.19	7,500.00	7,500.00
<i>Transportation Totals</i>		\$1,555.07	\$1,658.19	\$7,500.00	\$7,500.00
<i>Consultant / Contracted Services</i>					
6853	Legal	3,600.00	3,600.00	4,000.00	4,000.00
6858	Project Manager	4,992.90	.00	10,000.00	10,000.00
<i>Consultant / Contracted Services Totals</i>		\$8,592.90	\$3,600.00	\$14,000.00	\$14,000.00
<i>General Administration</i>					
7103	Board Member Expenses	.00	.00	800.00	800.00
7122	Other Expenses	.00	.00	700.00	700.00
7150	GIS System Expense	69,300.00	68,734.66	70,000.00	90,000.00
<i>General Administration Totals</i>		\$69,300.00	\$68,734.66	\$71,500.00	\$91,500.00
Sub-Department 004 - EPA Grant					
<i>Consultant / Contracted Services</i>					
6873	Providers of Grant Service	142,335.02	230,324.34	298,229.00	500,000.00
<i>Consultant / Contracted Services Totals</i>		\$142,335.02	\$230,324.34	\$298,229.00	\$500,000.00



Budget Worksheet Report

Budget Year 2024

Account	Account Description	2021 Actual Amount	2022 Actual Amount	2023 Adopted Budget	2024 Final
Fund 100 - General					
EXPENSE					
Department 1109 - Planning Commission					
Sub-Department 004 - EPA Grant Totals		\$142,335.02	\$230,324.34	\$298,229.00	\$500,000.00
Department 1109 - Planning Commission Totals		\$702,925.35	\$795,771.74	\$894,158.00	\$1,118,784.00
Department 1110 - Weights and Measures					
<i>Wages and Salaries</i>					
6006 Full Time Wages		41,992.35	43,191.16	43,192.00	44,488.00
<i>Wages and Salaries Totals</i>		\$41,992.35	\$43,191.16	\$43,192.00	\$44,488.00
<i>Premium Wages</i>					
6077 Contracted Sick & Vacation Buy Back		.00	830.61	300.00	300.00
6078 Lump Sum Longevity Pay		250.00	250.00	250.00	250.00
<i>Premium Wages Totals</i>		\$250.00	\$1,080.61	\$550.00	\$550.00
<i>Fringe Benefits</i>					
6101 FICA		2,532.33	2,655.66	2,678.00	2,793.00
6102 Medicare		592.23	621.10	627.00	654.00
6104 Health		15,840.00	15,840.00	15,840.00	15,840.00
6105 Dental		606.12	614.97	642.00	642.00
6106 Vision		159.48	159.48	160.00	160.00
6107 Life		74.16	74.16	75.00	75.00
6108 Sick & Accident		223.85	212.75	222.00	222.00
<i>Fringe Benefits Totals</i>		\$20,028.17	\$20,178.12	\$20,244.00	\$20,386.00
<i>Fringe Benefits Other</i>					
6103 Retirement		4,275.11	3,128.67	4,276.00	4,276.00
6109 Workers Compensation		62.82	64.73	101.00	101.00
<i>Fringe Benefits Other Totals</i>		\$4,337.93	\$3,193.40	\$4,377.00	\$4,377.00
<i>Communication</i>					
6502 Cellular / Air Card Service		440.40	546.07	800.00	800.00
<i>Communication Totals</i>		\$440.40	\$546.07	\$800.00	\$800.00
<i>Supplies and Minor Equipment</i>					
6601.1607 Supplies - Other		424.00	445.00	800.00	800.00
<i>Supplies and Minor Equipment Totals</i>		\$424.00	\$445.00	\$800.00	\$800.00
<i>Transportation</i>					
6751 Travel		6,173.46	7,868.55	9,600.00	9,600.00
<i>Transportation Totals</i>		\$6,173.46	\$7,868.55	\$9,600.00	\$9,600.00
Department 1110 - Weights and Measures Totals		\$73,646.31	\$76,502.91	\$79,563.00	\$81,001.00



Budget Worksheet Report

Budget Year 2024

Account	Account Description	2021 Actual Amount	2022 Actual Amount	2023 Adopted Budget	2024 Final
Fund 100 - General					
EXPENSE					
Department 1111 - Veterans Affairs					
<i>Wages and Salaries</i>					
6006	Full Time Wages	112,069.87	114,486.83	113,823.00	119,438.00
6007	Part Time Wages	13,341.70	10,313.64	14,925.00	14,925.00
<i>Wages and Salaries Totals</i>		\$125,411.57	\$124,800.47	\$128,748.00	\$134,363.00
<i>Premium Wages</i>					
6077	Contracted Sick & Vacation Buy Back	2,101.02	2,004.52	3,000.00	3,000.00
6078	Lump Sum Longevity Pay	500.00	500.00	500.00	750.00
<i>Premium Wages Totals</i>		\$2,601.02	\$2,504.52	\$3,500.00	\$3,750.00
<i>Fringe Benefits</i>					
6101	FICA	7,691.10	7,628.90	7,983.00	8,563.00
6102	Medicare	1,798.72	1,784.19	1,867.00	2,003.00
6104	Health	47,520.00	47,520.00	47,520.00	47,520.00
6105	Dental	1,818.36	1,844.91	1,925.00	1,925.00
6106	Vision	478.44	478.44	479.00	479.00
6107	Life	222.48	222.48	223.00	223.00
6108	Sick & Accident	671.55	638.25	666.00	666.00
<i>Fringe Benefits Totals</i>		\$60,200.65	\$60,117.17	\$60,663.00	\$61,379.00
<i>Fringe Benefits Other</i>					
6103	Retirement	12,480.14	9,146.47	12,481.00	12,481.00
6109	Workers Compensation	182.42	182.18	300.00	300.00
<i>Fringe Benefits Other Totals</i>		\$12,662.56	\$9,328.65	\$12,781.00	\$12,781.00
<i>Personnel Expense</i>					
6201	Dues / Memberships	50.00	450.00	600.00	600.00
6202	Books and Subscriptions	846.00	570.34	650.00	650.00
6203	Training	.00	.00	300.00	400.00
<i>Personnel Expense Totals</i>		\$896.00	\$1,020.34	\$1,550.00	\$1,650.00
<i>Communication</i>					
6504	Postage	605.45	646.19	1,300.00	1,350.00
6506	Printing	100.86	218.85	800.00	800.00
<i>Communication Totals</i>		\$706.31	\$865.04	\$2,100.00	\$2,150.00
<i>Supplies and Minor Equipment</i>					
6601.1607	Supplies - Other	1,471.25	1,478.08	2,000.00	2,250.00
6602	Minor Equipment Purchases	.00	149.97	1,500.00	2,000.00
6604.1608	Minor Outlay - Computer Software	.00	.00	.00	975.00



Budget Worksheet Report

Budget Year 2024

Account	Account Description	2021 Actual Amount	2022 Actual Amount	2023 Adopted Budget	2024 Final
Fund 100 - General					
EXPENSE					
Department 1111 - Veterans Affairs					
<i>Supplies and Minor Equipment</i>					
6606	Maintenance Agreements	1,788.00	1,788.00	2,200.00	2,200.00
<i>Supplies and Minor Equipment Totals</i>		\$3,259.25	\$3,416.05	\$5,700.00	\$7,425.00
<i>Transportation</i>					
6751	Travel	77.50	996.61	1,800.00	1,800.00
<i>Transportation Totals</i>		\$77.50	\$996.61	\$1,800.00	\$1,800.00
<i>General Administration</i>					
7122	Other Expenses	23,957.69	27,505.04	59,964.00	53,500.00
<i>General Administration Totals</i>		\$23,957.69	\$27,505.04	\$59,964.00	\$53,500.00
<i>Public Service / Safety</i>					
7361	Markers / Plaques	3,050.00	2,650.00	6,500.00	7,500.00
7363.2351	Soldier Burial	28,700.00	24,900.00	32,000.00	34,000.00
7363.2352	Burials - Widow	23,400.00	21,600.00	26,500.00	28,500.00
7364	Veteran Satellite Offices	39,000.00	34,000.00	45,000.00	45,000.00
<i>Public Service / Safety Totals</i>		\$94,150.00	\$83,150.00	\$110,000.00	\$115,000.00
Department 1111 - Veterans Affairs Totals		\$323,922.55	\$313,703.89	\$386,806.00	\$393,798.00
Department 1112 - Election Bureau					
Sub-Department 007 - General					
<i>Wages and Salaries</i>					
6006	Full Time Wages	266,332.43	290,063.23	300,938.00	314,829.00
6008	Other Wages - Temp / Season / Etc	66,238.75	10,995.00	32,000.00	38,000.00
<i>Wages and Salaries Totals</i>		\$332,571.18	\$301,058.23	\$332,938.00	\$352,829.00
<i>Premium Wages</i>					
6077	Contracted Sick & Vacation Buy Back	.00	252.87	1,500.00	1,500.00
6078	Lump Sum Longevity Pay	250.00	250.00	250.00	250.00
6080	Overtime	40,116.13	51,349.13	40,000.00	105,000.00
6081	Premium Pay	.00	123.75	.00	.00
<i>Premium Wages Totals</i>		\$40,366.13	\$51,975.75	\$41,750.00	\$106,750.00
<i>Fringe Benefits</i>					
6101	FICA	22,567.06	21,455.77	23,123.00	28,494.00
6102	Medicare	5,277.76	5,017.92	5,408.00	6,664.00
6104	Health	78,739.15	100,463.84	95,040.00	79,200.00
6105	Dental	2,936.43	3,896.09	3,850.00	4,492.00



Budget Worksheet Report

Budget Year 2024

Account	Account Description	2021 Actual Amount	2022 Actual Amount	2023 Adopted Budget	2024 Final
Fund 100 - General					
EXPENSE					
Department 1112 - Election Bureau					
Sub-Department 007 - General					
<i>Fringe Benefits</i>					
6106	Vision	772.65	1,010.16	957.00	1,117.00
6107	Life	367.13	470.64	445.00	520.00
6108	Sick & Accident	1,117.61	1,353.47	1,332.00	1,554.00
<i>Fringe Benefits Totals</i>		<u>\$111,777.79</u>	<u>\$133,667.89</u>	<u>\$130,155.00</u>	<u>\$122,041.00</u>
<i>Fringe Benefits Other</i>					
6103	Retirement	35,641.05	23,240.95	35,642.00	35,642.00
6109	Workers Compensation	488.21	489.16	662.00	662.00
6111	Waiver of Health Insurance	.00	.00	.00	3,000.00
<i>Fringe Benefits Other Totals</i>		<u>\$36,129.26</u>	<u>\$23,730.11</u>	<u>\$36,304.00</u>	<u>\$39,304.00</u>
<i>Personnel Expense</i>					
6202	Books and Subscriptions	565.00	670.65	1,200.00	3,000.00
6209	Employee Physicals	321.00	.00	300.00	300.00
6213	Background Checks	91.70	.00	150.00	150.00
<i>Personnel Expense Totals</i>		<u>\$977.70</u>	<u>\$670.65</u>	<u>\$1,650.00</u>	<u>\$3,450.00</u>
<i>Occupancy</i>					
6401.1404	Rent - Election Polling Places	24,800.00	25,000.00	26,400.00	30,000.00
6413	Storage	877.36	660.25	1,000.00	1,000.00
<i>Occupancy Totals</i>		<u>\$25,677.36</u>	<u>\$25,660.25</u>	<u>\$27,400.00</u>	<u>\$31,000.00</u>
<i>Communication</i>					
6504	Postage	38,700.69	59,494.49	80,000.00	80,000.00
6506	Printing	89,042.83	75,861.48	120,000.00	120,000.00
6507	Advertising	11,179.88	7,186.66	25,000.00	25,000.00
<i>Communication Totals</i>		<u>\$138,923.40</u>	<u>\$142,542.63</u>	<u>\$225,000.00</u>	<u>\$225,000.00</u>
<i>Supplies and Minor Equipment</i>					
6601.1607	Supplies - Other	4,451.34	5,613.53	6,500.00	7,500.00
6602	Minor Equipment Purchases	.00	53,308.32	.00	.00
6606	Maintenance Agreements	108,971.07	(8,551.85)	112,000.00	115,000.00
<i>Supplies and Minor Equipment Totals</i>		<u>\$113,422.41</u>	<u>\$50,370.00</u>	<u>\$118,500.00</u>	<u>\$122,500.00</u>
<i>Transportation</i>					
6751	Travel	119.59	1,173.35	1,200.00	2,250.00
<i>Transportation Totals</i>		<u>\$119.59</u>	<u>\$1,173.35</u>	<u>\$1,200.00</u>	<u>\$2,250.00</u>



Budget Worksheet Report

Budget Year 2024

Account	Account Description	2021 Actual Amount	2022 Actual Amount	2023 Adopted Budget	2024 Final
Fund 100 - General					
EXPENSE					
Department 1112 - Election Bureau					
Sub-Department 007 - General					
<i>Consultant / Contracted Services</i>					
6855	Computer Consultants Support	13,750.00	14,847.50	23,800.00	25,000.00
6860	Misc Contracted Services	.00	(122.23)	25,000.00	20,000.00
	<i>Consultant / Contracted Services Totals</i>	\$13,750.00	\$14,725.27	\$48,800.00	\$45,000.00
<i>Debt Payments</i>					
7065	Principal Capital Lease	246,362.09	258,680.20	246,363.00	.00
7066	Interest Capital Lease	38,832.83	26,514.72	38,833.00	.00
	<i>Debt Payments Totals</i>	\$285,194.92	\$285,194.92	\$285,196.00	\$0.00
<i>Public Service / Safety</i>					
7354	Payment of Election Workers	168,835.90	84,118.35	185,000.00	210,000.00
7356	Miscellaneous Election Expenses	35,043.12	41,298.29	47,250.00	48,000.00
	<i>Public Service / Safety Totals</i>	\$203,879.02	\$125,416.64	\$232,250.00	\$258,000.00
	Sub-Department 007 - General Totals	\$1,302,788.76	\$1,156,185.69	\$1,481,143.00	\$1,308,124.00
Sub-Department 012 - Special Functions (ACT 88)					
<i>Wages and Salaries</i>					
6006	Full Time Wages	.00	9,400.00	.00	.00
6008	Other Wages - Temp / Season / Etc	.00	7,247.50	.00	.00
	<i>Wages and Salaries Totals</i>	\$0.00	\$16,647.50	\$0.00	\$0.00
<i>Premium Wages</i>					
6080	Overtime	.00	17,745.49	.00	.00
	<i>Premium Wages Totals</i>	\$0.00	\$17,745.49	\$0.00	\$0.00
<i>Communication</i>					
6504	Postage	.00	4,911.38	.00	.00
6506	Printing	.00	37,327.35	.00	.00
	<i>Communication Totals</i>	\$0.00	\$42,238.73	\$0.00	\$0.00
<i>Supplies and Minor Equipment</i>					
6601.1607	Supplies - Other	.00	255.50	.00	.00
6606	Maintenance Agreements	.00	93,440.63	.00	.00
	<i>Supplies and Minor Equipment Totals</i>	\$0.00	\$93,696.13	\$0.00	\$0.00
<i>Consultant / Contracted Services</i>					
6855	Computer Consultants Support	.00	10,770.00	.00	.00
6860	Misc Contracted Services	.00	8,650.00	.00	.00
	<i>Consultant / Contracted Services Totals</i>	\$0.00	\$19,420.00	\$0.00	\$0.00



Budget Worksheet Report

Budget Year 2024

Account	Account Description	2021 Actual Amount	2022 Actual Amount	2023 Adopted Budget	2024 Final
Fund 100	General				
EXPENSE					
Department 1112 - Election Bureau					
Sub-Department 012 - Special Functions (ACT 88)					
<i>Public Service / Safety</i>					
7354	Payment of Election Workers	.00	101,468.84	.00	.00
7356	Miscellaneous Election Expenses	.00	15,706.05	.00	.00
<i>Public Service / Safety Totals</i>		\$0.00	\$117,174.89	\$0.00	\$0.00
Sub-Department 012 - Special Functions (ACT 88) Totals		\$0.00	\$306,922.74	\$0.00	\$0.00
Department 1112 - Election Bureau Totals		\$1,302,788.76	\$1,463,108.43	\$1,481,143.00	\$1,308,124.00
Department 1113 - Assessment / Tax Claim					
<i>Wages and Salaries</i>					
6006	Full Time Wages	581,513.59	586,986.52	642,259.00	622,816.00
6007	Part Time Wages	8,400.40	11,404.72	.00	.00
6008	Other Wages - Temp / Season / Etc	17,082.61	9,110.72	5,000.00	5,000.00
<i>Wages and Salaries Totals</i>		\$606,996.60	\$607,501.96	\$647,259.00	\$627,816.00
<i>Premium Wages</i>					
6077	Contracted Sick & Vacation Buy Back	2,380.15	4,111.95	.00	.00
6080	Overtime	9,403.19	6,799.89	10,000.00	10,000.00
6081	Premium Pay	11,200.00	5,600.00	7,500.00	7,500.00
<i>Premium Wages Totals</i>		\$22,983.34	\$16,511.84	\$17,500.00	\$17,500.00
<i>Fringe Benefits</i>					
6101	FICA	38,273.83	37,910.62	40,751.00	39,700.00
6102	Medicare	8,951.18	8,866.17	9,531.00	9,285.00
6104	Health	165,336.72	169,626.98	190,080.00	205,920.00
6105	Dental	6,983.27	7,214.92	8,340.00	8,981.00
6106	Vision	1,824.11	1,867.32	2,074.00	2,234.00
6107	Life	866.79	917.76	965.00	1,040.00
6108	Sick & Accident	2,602.12	2,636.35	3,108.00	3,108.00
<i>Fringe Benefits Totals</i>		\$224,838.02	\$229,040.12	\$254,849.00	\$270,268.00
<i>Fringe Benefits Other</i>					
6103	Retirement	64,945.63	47,156.07	64,946.00	64,946.00
6109	Workers Compensation	1,023.69	1,064.98	1,619.00	1,619.00
6110	Unemployment Compensation	2,694.68	1,312.22	.00	.00
6111	Waiver of Health Insurance	4,153.68	6,115.14	6,000.00	6,000.00
<i>Fringe Benefits Other Totals</i>		\$72,817.68	\$55,648.41	\$72,565.00	\$72,565.00



Budget Worksheet Report

Budget Year 2024

Account	Account Description	2021 Actual Amount	2022 Actual Amount	2023 Adopted Budget	2024 Final
Fund 100 - General					
EXPENSE					
Department 1113 - Assessment / Tax Claim					
<i>Personnel Expense</i>					
6201	Dues / Memberships	860.00	650.00	4,000.00	4,000.00
6202	Books and Subscriptions	1,170.99	654.00	4,000.00	4,000.00
6203	Training	3,533.95	6,558.73	15,000.00	15,000.00
6209	Employee Physicals	680.00	59.00	150.00	.00
6213	Background Checks	183.40	45.85	150.00	.00
<i>Personnel Expense Totals</i>		\$6,428.34	\$7,967.58	\$23,300.00	\$23,000.00
<i>Occupancy</i>					
6413	Storage	14,640.64	14,616.36	17,500.00	13,500.00
<i>Occupancy Totals</i>		\$14,640.64	\$14,616.36	\$17,500.00	\$13,500.00
<i>Communication</i>					
6504	Postage	107,507.83	123,848.04	155,000.00	215,000.00
6507	Advertising	115,255.53	135,161.30	180,000.00	180,000.00
<i>Communication Totals</i>		\$222,763.36	\$259,009.34	\$335,000.00	\$395,000.00
<i>Supplies and Minor Equipment</i>					
6601.1607	Supplies - Other	14,654.51	13,828.06	23,000.00	25,000.00
6602	Minor Equipment Purchases	719.59	1,179.76	10,000.00	10,000.00
6606	Maintenance Agreements	6,932.71	5,525.91	15,000.00	15,000.00
<i>Supplies and Minor Equipment Totals</i>		\$22,306.81	\$20,533.73	\$48,000.00	\$50,000.00
<i>Transportation</i>					
6751	Travel	5,539.28	5,454.19	25,000.00	25,000.00
<i>Transportation Totals</i>		\$5,539.28	\$5,454.19	\$25,000.00	\$25,000.00
<i>Consultant / Contracted Services</i>					
6860	Misc Contracted Services	86,580.00	140,589.89	180,000.00	180,000.00
<i>Consultant / Contracted Services Totals</i>		\$86,580.00	\$140,589.89	\$180,000.00	\$180,000.00
<i>General Administration</i>					
7122	Other Expenses	27,258.00	35,310.00	25,000.00	25,000.00
<i>General Administration Totals</i>		\$27,258.00	\$35,310.00	\$25,000.00	\$25,000.00
<i>Row Office Costs to General Fund</i>					
7203	Title Searches	35,700.00	30,600.00	55,000.00	55,000.00
<i>Row Office Costs to General Fund Totals</i>		\$35,700.00	\$30,600.00	\$55,000.00	\$55,000.00
<i>Judicial / Courts</i>					
6204	Constable / Sheriff Costs	2,590.18	5,603.14	20,000.00	20,000.00
<i>Judicial / Courts Totals</i>		\$2,590.18	\$5,603.14	\$20,000.00	\$20,000.00



Budget Worksheet Report

Budget Year 2024

Account	Account Description	2021 Actual Amount	2022 Actual Amount	2023 Adopted Budget	2024 Final
Fund 100	General				
EXPENSE					
Department 1113 - Assessment / Tax Claim					
Sub-Department 011 - Reassessment Costs					
General Administration					
7122	Other Expenses	.00	.00	1,000,000.00	.00
<i>General Administration Totals</i>		\$0.00	\$0.00	\$1,000,000.00	\$0.00
Sub-Department 011 - Reassessment Costs Totals		\$0.00	\$0.00	\$1,000,000.00	\$0.00
Department 1113 - Assessment / Tax Claim Totals		\$1,351,442.25	\$1,428,386.56	\$2,720,973.00	\$1,774,649.00
Department 1114 - Public Defender					
Wages and Salaries					
6006	Full Time Wages	907,878.20	797,207.26	832,798.00	805,515.00
6007	Part Time Wages	103,631.11	169,203.08	148,888.00	176,171.00
6008	Other Wages - Temp / Season / Etc	1,563.41	.00	.00	.00
<i>Wages and Salaries Totals</i>		\$1,013,072.72	\$966,410.34	\$981,686.00	\$981,686.00
<i>Premium Wages</i>					
6077	Contracted Sick & Vacation Buy Back	19,475.30	19,026.60	20,000.00	20,000.00
6078	Lump Sum Longevity Pay	250.00	250.00	250.00	250.00
6080	Overtime	1.76	.00	.00	.00
6081	Premium Pay	10,524.05	13,578.88	13,000.00	13,000.00
<i>Premium Wages Totals</i>		\$30,251.11	\$32,855.48	\$33,250.00	\$33,250.00
<i>Fringe Benefits</i>					
6101	FICA	62,930.97	60,286.23	60,865.00	62,927.00
6102	Medicare	14,717.68	14,099.25	14,235.00	14,717.00
6104	Health	225,580.03	211,661.28	221,760.00	221,760.00
6105	Dental	8,631.87	8,224.25	8,982.00	9,623.00
6106	Vision	2,271.19	2,131.04	2,233.00	2,390.00
6107	Life	981.98	861.16	965.00	965.00
6108	Sick & Accident	2,068.36	1,920.69	3,552.00	2,220.00
<i>Fringe Benefits Totals</i>		\$317,182.08	\$299,183.90	\$312,592.00	\$314,602.00
<i>Fringe Benefits Other</i>					
6103	Retirement	96,438.24	74,767.01	96,439.00	96,439.00
6109	Workers Compensation	1,484.24	1,432.25	2,302.00	2,302.00
6111	Waiver of Health Insurance	5,999.76	3,749.85	6,000.00	3,000.00
<i>Fringe Benefits Other Totals</i>		\$103,922.24	\$79,949.11	\$104,741.00	\$101,741.00
<i>Personnel Expense</i>					
6201	Dues / Memberships	1,750.00	750.00	2,350.00	2,350.00



Budget Worksheet Report

Budget Year 2024

Account	Account Description	2021 Actual Amount	2022 Actual Amount	2023 Adopted Budget	2024 Final
Fund 100 - General					
EXPENSE					
Department 1114 - Public Defender					
<i>Personnel Expense</i>					
6202	Books and Subscriptions	24,916.68	27,590.18	28,000.00	28,000.00
6209	Employee Physicals	136.00	164.50	.00	.00
<i>Personnel Expense Totals</i>		\$26,802.68	\$28,504.68	\$30,350.00	\$30,350.00
<i>Occupancy</i>					
6413	Storage	2,737.36	2,504.28	2,800.00	2,850.00
<i>Occupancy Totals</i>		\$2,737.36	\$2,504.28	\$2,800.00	\$2,850.00
<i>Communication</i>					
6504	Postage	615.42	654.95	900.00	900.00
<i>Communication Totals</i>		\$615.42	\$654.95	\$900.00	\$900.00
<i>Supplies and Minor Equipment</i>					
6601.1607	Supplies - Other	7,909.52	8,083.11	12,750.00	12,750.00
6602	Minor Equipment Purchases	2,186.36	.00	3,000.00	3,000.00
6606	Maintenance Agreements	1,399.00	1,399.00	1,750.00	1,750.00
<i>Supplies and Minor Equipment Totals</i>		\$11,494.88	\$9,482.11	\$17,500.00	\$17,500.00
<i>Transportation</i>					
6751	Travel	2,399.64	2,326.53	15,000.00	15,000.00
<i>Transportation Totals</i>		\$2,399.64	\$2,326.53	\$15,000.00	\$15,000.00
<i>Consultant / Contracted Services</i>					
6860	Misc Contracted Services	.00	.00	.00	7,500.00
<i>Consultant / Contracted Services Totals</i>		\$0.00	\$0.00	\$0.00	\$7,500.00
<i>Judicial / Courts</i>					
7264	Witness Fees	78,777.25	55,759.87	60,000.00	52,500.00
<i>Judicial / Courts Totals</i>		\$78,777.25	\$55,759.87	\$60,000.00	\$52,500.00
Department 1114 - Public Defender Totals		\$1,587,255.38	\$1,477,631.25	\$1,558,819.00	\$1,557,879.00
Department 1115 - Payroll					
<i>Wages and Salaries</i>					
6006	Full Time Wages	97,117.84	87,702.88	88,522.00	95,791.00
<i>Wages and Salaries Totals</i>		\$97,117.84	\$87,702.88	\$88,522.00	\$95,791.00
<i>Premium Wages</i>					
6077	Contracted Sick & Vacation Buy Back	615.03	1,058.36	.00	1,000.00
6080	Overtime	.00	110.40	.00	.00
<i>Premium Wages Totals</i>		\$615.03	\$1,168.76	\$0.00	\$1,000.00



Budget Worksheet Report

Budget Year 2024

Account	Account Description	2021 Actual Amount	2022 Actual Amount	2023 Adopted Budget	2024 Final
Fund 100	General				
EXPENSE					
Department 1115 - Payroll					
Fringe Benefits					
6101	FICA	5,865.12	5,325.76	5,489.00	6,001.00
6102	Medicare	1,371.69	1,245.52	1,284.00	1,404.00
6104	Health	30,360.00	31,680.00	31,680.00	31,680.00
6105	Dental	1,161.73	1,229.94	1,284.00	1,926.00
6106	Vision	305.67	318.96	319.00	479.00
6107	Life	142.14	148.32	149.00	149.00
6108	Sick & Accident	429.20	425.50	444.00	444.00
<i>Fringe Benefits Totals</i>		\$39,635.55	\$40,374.00	\$40,649.00	\$42,083.00
Fringe Benefits Other					
6103	Retirement	12,404.10	5,829.86	12,405.00	12,405.00
6109	Workers Compensation	139.14	127.76	259.00	259.00
<i>Fringe Benefits Other Totals</i>		\$12,543.24	\$5,957.62	\$12,664.00	\$12,664.00
Personnel Expense					
6202	Books and Subscriptions	299.00	299.00	250.00	299.00
6203	Training	795.79	.00	1,500.00	2,099.00
6209	Employee Physicals	.00	.00	136.00	.00
6213	Background Checks	.00	.00	46.00	.00
<i>Personnel Expense Totals</i>		\$1,094.79	\$299.00	\$1,932.00	\$2,398.00
Communication					
6504	Postage	166.48	347.91	600.00	600.00
<i>Communication Totals</i>		\$166.48	\$347.91	\$600.00	\$600.00
Supplies and Minor Equipment					
6601.1607	Supplies - Other	761.74	1,072.70	1,000.00	1,800.00
6606	Maintenance Agreements	13,945.05	229.24	.00	.00
<i>Supplies and Minor Equipment Totals</i>		\$14,706.79	\$1,301.94	\$1,000.00	\$1,800.00
Transportation					
6751	Travel	209.89	.00	100.00	100.00
<i>Transportation Totals</i>		\$209.89	\$0.00	\$100.00	\$100.00
Consultant / Contracted Services					
6855	Computer Consultants Support	.00	12,360.54	.00	13,000.00
6860	Misc Contracted Services	27,236.75	6,043.43	10,000.00	9,500.00
<i>Consultant / Contracted Services Totals</i>		\$27,236.75	\$18,403.97	\$10,000.00	\$22,500.00



Budget Worksheet Report

Budget Year 2024

Account	Account Description	2021 Actual Amount	2022 Actual Amount	2023 Adopted Budget	2024 Final
Fund 100 - General					
EXPENSE					
Department 1115 - Payroll					
General Administration					
7122	Other Expenses	15.00	1.30	.00	350.00
<i>General Administration Totals</i>		\$15.00	\$1.30	\$0.00	\$350.00
Department 1115 - Payroll Totals		\$193,341.36	\$155,557.38	\$155,467.00	\$179,286.00
Department 1120 - General Government					
Sub-Department 009 - County Wide General Insurance					
General Administration					
7104.2104	General Liability Insurance	403,358.08	448,795.90	450,000.00	450,000.00
7104.2108	Self Insurance	36,949.18	59,743.43	50,000.00	62,500.00
7104.2109	Other Insurance	1,252.00	3,338.66	33,060.00	35,000.00
<i>General Administration Totals</i>		\$441,559.26	\$511,877.99	\$533,060.00	\$547,500.00
Sub-Department 009 - County Wide General Insurance Totals		\$441,559.26	\$511,877.99	\$533,060.00	\$547,500.00
Sub-Department 010 - General Government Other					
Personnel Expense					
6201	Dues / Memberships	83,526.00	83,357.00	85,000.00	100,000.00
<i>Personnel Expense Totals</i>		\$83,526.00	\$83,357.00	\$85,000.00	\$100,000.00
Occupancy					
6401	Rent	18,073.61	17,936.48	18,000.00	18,000.00
6403	Custodial Services	.00	456.14	.00	1,500.00
6405	Electric	1,541.13	3,429.16	2,750.00	6,800.00
6406	Gas	433.93	699.32	450.00	450.00
6407	Water	96.47	173.91	150.00	300.00
6408	Sewage	48.47	79.45	50.00	150.00
6409	Rubbish Removal	5,914.44	6,094.77	6,000.00	6,000.00
6411	Taxes on Properties	3,480.23	2,050.16	2,500.00	2,500.00
6413	Storage	29,029.11	28,800.00	28,800.00	28,800.00
<i>Occupancy Totals</i>		\$58,617.39	\$59,719.39	\$58,700.00	\$64,500.00
Communication					
6501	Telephone / Internet	33.91	58.24	50.00	80.00
<i>Communication Totals</i>		\$33.91	\$58.24	\$50.00	\$80.00
Supplies and Minor Equipment					
6414.1401	Repairs & Maintenance - Buildings	1,380.33	3,801.58	1,500.00	2,000.00
6602	Minor Equipment Purchases	932.50	12.15	.00	.00



Budget Worksheet Report

Budget Year 2024

Account	Account Description	2021 Actual Amount	2022 Actual Amount	2023 Adopted Budget	2024 Final
Fund 100	General				
EXPENSE					
Department 1120 - General Government					
Sub-Department 010 - General Government Other					
<i>Supplies and Minor Equipment</i>					
6606	Maintenance Agreements	171.07	276.59	250.00	600.00
	<i>Supplies and Minor Equipment Totals</i>	<u>\$2,483.90</u>	<u>\$4,090.32</u>	<u>\$1,750.00</u>	<u>\$2,600.00</u>
<i>Consultant / Contracted Services</i>					
6851	Auditing	40,600.00	38,100.00	50,000.00	50,000.00
6853	Legal	.00	.00	.00	10,000.00
6855	Computer Consultants Support	167,756.98	172,493.74	175,000.00	175,000.00
6859	Viewers Fees	11,150.00	1,000.00	.00	6,500.00
6860	Misc Contracted Services	58,763.14	547,004.92	200,000.00	200,000.00
	<i>Consultant / Contracted Services Totals</i>	<u>\$278,270.12</u>	<u>\$758,598.66</u>	<u>\$425,000.00</u>	<u>\$441,500.00</u>
<i>General Administration</i>					
7107	Indirect Cost Study	.00	.00	13,500.00	14,000.00
7121	Escheat Payments	6,613.46	(6,613.46)	.00	.00
7122	Other Expenses	97,090.82	1,685,737.33	634,952.00	1,793,747.00
7125	COVID-19 Expenses	134,587.05	3,915.00	.00	.00
	<i>General Administration Totals</i>	<u>\$238,291.33</u>	<u>\$1,683,038.87</u>	<u>\$648,452.00</u>	<u>\$1,807,747.00</u>
<i>Judicial / Courts</i>					
6204	Constable / Sheriff Costs	5,486.07	8,994.60	14,000.00	14,000.00
	<i>Judicial / Courts Totals</i>	<u>\$5,486.07</u>	<u>\$8,994.60</u>	<u>\$14,000.00</u>	<u>\$14,000.00</u>
<i>Public Service / Safety</i>					
7363.2350	Indigent / Unclaimed Burial	18,750.00	17,250.00	19,000.00	30,000.00
	<i>Public Service / Safety Totals</i>	<u>\$18,750.00</u>	<u>\$17,250.00</u>	<u>\$19,000.00</u>	<u>\$30,000.00</u>
<i>Capital Outlay</i>					
7751	Capital Outlay - Vehicles	.00	.00	257,000.00	190,000.00
7752	Capital Outlay - Computer Software	.00	.00	233,396.00	11,396.00
7753	Capital Outlay - Computer Hardware	.00	.00	58,851.00	40,000.00
7754	Capital Outlay - Equipment	19,321.00	24,613.47	593,598.00	574,005.00
7756	Capital Outlay - Furniture / Fixtures	15,906.00	829.85	.00	.00
7757	Capital Outlay - Buildings	.00	.00	405,000.00	1,608,000.00
7760	Infrastructure	.00	.00	100,000.00	.00
	<i>Capital Outlay Totals</i>	<u>\$35,227.00</u>	<u>\$25,443.32</u>	<u>\$1,647,845.00</u>	<u>\$2,423,401.00</u>



Budget Worksheet Report

Budget Year 2024

Account	Account Description	2021 Actual Amount	2022 Actual Amount	2023 Adopted Budget	2024 Final
Fund 100 - General					
EXPENSE					
Department 1120 - General Government					
Sub-Department 010 - General Government Other		\$720,685.72	\$2,640,550.40	\$2,899,797.00	\$4,883,828.00
Totals					
Department 1120 - General Government Totals		\$1,162,244.98	\$3,152,428.39	\$3,432,857.00	\$5,431,328.00
Department 2400 - Clerk of Courts					
<i>Wages and Salaries</i>					
6005	Elected Officials	70,236.73	74,217.52	74,218.00	82,890.00
6006	Full Time Wages	383,530.50	346,930.43	352,890.00	390,245.00
6007	Part Time Wages	5,534.43	6,565.47	5,700.00	6,320.00
6008	Other Wages - Temp / Season / Etc	2,252.18	5,515.80	5,000.00	5,000.00
<i>Wages and Salaries Totals</i>		\$461,553.84	\$433,229.22	\$437,808.00	\$484,455.00
<i>Premium Wages</i>					
6077	Contracted Sick & Vacation Buy Back	420.03	720.05	1,700.00	1,700.00
6078	Lump Sum Longevity Pay	500.00	500.00	500.00	500.00
6080	Overtime	3,155.19	4,700.85	5,000.00	5,000.00
<i>Premium Wages Totals</i>		\$4,075.22	\$5,920.90	\$7,200.00	\$7,200.00
<i>Fringe Benefits</i>					
6101	FICA	28,012.12	26,391.47	27,455.00	30,483.00
6102	Medicare	6,551.23	6,172.18	6,421.00	7,129.00
6104	Health	146,427.91	147,712.25	142,560.00	126,720.00
6105	Dental	5,603.09	5,728.65	5,774.00	5,773.00
6106	Vision	1,474.26	1,487.19	1,436.00	1,596.00
6107	Life	778.25	765.72	816.00	816.00
6108	Sick & Accident	2,126.21	1,977.71	1,776.00	1,998.00
<i>Fringe Benefits Totals</i>		\$190,973.07	\$190,235.17	\$186,238.00	\$174,515.00
<i>Fringe Benefits Other</i>					
6103	Retirement	47,099.81	34,208.36	47,100.00	49,585.00
6109	Workers Compensation	583.48	538.96	919.00	986.00
6110	Unemployment Compensation	(2,138.72)	.00	.00	.00
6111	Waiver of Health Insurance	692.28	.00	.00	12,000.00
<i>Fringe Benefits Other Totals</i>		\$46,236.85	\$34,747.32	\$48,019.00	\$62,571.00
<i>Personnel Expense</i>					
6201	Dues / Memberships	750.00	750.00	750.00	750.00
6202	Books and Subscriptions	87.00	87.00	500.00	700.00
6209	Employee Physicals	272.00	97.00	.00	200.00



Budget Worksheet Report

Budget Year 2024

Account	Account Description	2021 Actual Amount	2022 Actual Amount	2023 Adopted Budget	2024 Final
Fund 100 - General					
EXPENSE					
Department 2400 - Clerk of Courts					
Personnel Expense					
	<i>Personnel Expense Totals</i>	\$1,109.00	\$934.00	\$1,250.00	\$1,650.00
Occupancy					
6413	Storage	7,531.04	7,809.71	7,400.00	8,000.00
	<i>Occupancy Totals</i>	\$7,531.04	\$7,809.71	\$7,400.00	\$8,000.00
Communication					
6501	Telephone / Internet	960.00	960.00	960.00	.00
6504	Postage	14,414.43	17,537.67	18,000.00	25,000.00
6506	Printing	2,825.08	3,123.50	4,000.00	4,000.00
6507	Advertising	428.86	352.53	600.00	600.00
	<i>Communication Totals</i>	\$18,628.37	\$21,973.70	\$23,560.00	\$29,600.00
Supplies and Minor Equipment					
6601.1607	Supplies - Other	11,210.86	12,158.28	15,000.00	15,000.00
6602	Minor Equipment Purchases	1,360.07	6,906.02	4,000.00	4,000.00
6606	Maintenance Agreements	3,101.00	4,234.00	4,100.00	4,100.00
	<i>Supplies and Minor Equipment Totals</i>	\$15,671.93	\$23,298.30	\$23,100.00	\$23,100.00
Transportation					
6751	Travel	2,778.54	2,812.08	5,000.00	3,000.00
	<i>Transportation Totals</i>	\$2,778.54	\$2,812.08	\$5,000.00	\$3,000.00
Consultant / Contracted Services					
6855	Computer Consultants Support	7,069.92	7,069.92	10,200.00	.00
	<i>Consultant / Contracted Services Totals</i>	\$7,069.92	\$7,069.92	\$10,200.00	\$0.00
General Administration					
7118	Bank Charges / Bank Interest	4,601.85	5,257.97	5,500.00	6,700.00
7122	Other Expenses	.00	689.98	1,100.00	1,100.00
	<i>General Administration Totals</i>	\$4,601.85	\$5,947.95	\$6,600.00	\$7,800.00
Judicial / Courts					
6204	Constable / Sheriff Costs	4,692.66	3,799.77	7,000.00	8,000.00
	<i>Judicial / Courts Totals</i>	\$4,692.66	\$3,799.77	\$7,000.00	\$8,000.00
	Department 2400 - Clerk of Courts Totals	\$764,922.29	\$737,778.04	\$763,375.00	\$809,891.00
Department 2410 - Coroner					
Wages and Salaries					
6005	Elected Officials	70,236.73	71,363.00	74,218.00	82,890.00



Budget Worksheet Report

Budget Year 2024

Account	Account Description	2021 Actual Amount	2022 Actual Amount	2023 Adopted Budget	2024 Final
Fund 100 - General					
EXPENSE					
Department 2410 - Coroner					
<i>Wages and Salaries</i>					
6006	Full Time Wages	.00	3,061.50	.00	.00
6007	Part Time Wages	88,843.18	85,751.02	85,685.00	87,802.00
6008	Other Wages - Temp / Season / Etc	11,445.49	11,059.43	11,700.00	11,700.00
<i>Wages and Salaries Totals</i>		\$170,525.40	\$171,234.95	\$171,603.00	\$182,392.00
<i>Fringe Benefits</i>					
6101	FICA	10,441.96	10,416.51	10,640.00	11,309.00
6102	Medicare	2,442.01	2,436.11	2,489.00	2,645.00
6104	Health	15,840.00	15,840.00	15,840.00	15,840.00
6105	Dental	606.12	614.97	642.00	642.00
6106	Vision	159.48	159.48	160.00	160.00
6107	Life	74.16	74.16	75.00	75.00
<i>Fringe Benefits Totals</i>		\$29,563.73	\$29,541.23	\$29,846.00	\$30,671.00
<i>Fringe Benefits Other</i>					
6103	Retirement	14,714.07	11,782.76	14,715.00	14,715.00
6109	Workers Compensation	5,404.41	5,536.64	5,495.00	5,495.00
6110	Unemployment Compensation	1,179.04	.00	.00	.00
<i>Fringe Benefits Other Totals</i>		\$21,297.52	\$17,319.40	\$20,210.00	\$20,210.00
<i>Personnel Expense</i>					
6201	Dues / Memberships	930.00	930.00	1,200.00	1,200.00
6202	Books and Subscriptions	1,800.00	1,700.00	2,000.00	2,200.00
6203	Training	3,516.00	826.54	3,000.00	3,000.00
6206	Uniform / Clothing	627.95	.00	500.00	500.00
6209	Employee Physicals	136.00	.00	.00	.00
<i>Personnel Expense Totals</i>		\$7,009.95	\$3,456.54	\$6,700.00	\$6,900.00
<i>Occupancy</i>					
6413	Storage	393.91	655.88	600.00	800.00
<i>Occupancy Totals</i>		\$393.91	\$655.88	\$600.00	\$800.00
<i>Communication</i>					
6502	Cellular / Air Card Service	3,292.64	3,300.33	3,700.00	3,900.00
6504	Postage	13.56	46.28	200.00	200.00
<i>Communication Totals</i>		\$3,306.20	\$3,346.61	\$3,900.00	\$4,100.00



Budget Worksheet Report

Budget Year 2024

Account	Account Description	2021 Actual Amount	2022 Actual Amount	2023 Adopted Budget	2024 Final
Fund 100 - General					
EXPENSE					
Department 2410 - Coroner					
<i>Supplies and Minor Equipment</i>					
6601.1607	Supplies - Other	416.76	325.47	500.00	500.00
6602	Minor Equipment Purchases	2,517.00	4,491.62	200.00	200.00
<i>Supplies and Minor Equipment Totals</i>		\$2,933.76	\$4,817.09	\$700.00	\$700.00
<i>Transportation</i>					
6750	Lodging and Meals	.00	.00	2,000.00	2,000.00
6751	Travel	3,349.95	2,883.23	3,000.00	1,500.00
<i>Transportation Totals</i>		\$3,349.95	\$2,883.23	\$5,000.00	\$3,500.00
<i>General Administration</i>					
7122	Other Expenses	.00	600.00	1,500.00	1,500.00
<i>General Administration Totals</i>		\$0.00	\$600.00	\$1,500.00	\$1,500.00
<i>Row Office Costs to General Fund</i>					
7201	Autopsies	303,957.00	378,515.00	275,000.00	275,000.00
<i>Row Office Costs to General Fund Totals</i>		\$303,957.00	\$378,515.00	\$275,000.00	\$275,000.00
<i>Public Service / Safety</i>					
7352	Ambulatory	11,842.50	12,230.00	12,000.00	17,500.00
7363.2350	Indigent / Unclaimed Burial	4,250.00	2,950.00	4,500.00	4,500.00
<i>Public Service / Safety Totals</i>		\$16,092.50	\$15,180.00	\$16,500.00	\$22,000.00
Department 2410 - Coroner Totals		\$558,429.92	\$627,549.93	\$531,559.00	\$547,773.00
Department 2415 - Jury Commission					
<i>Wages and Salaries</i>					
6006	Full Time Wages	6,268.41	.00	.00	.00
<i>Wages and Salaries Totals</i>		\$6,268.41	\$0.00	\$0.00	\$0.00
<i>Fringe Benefits</i>					
6101	FICA	375.70	.00	.00	.00
6102	Medicare	87.87	.00	.00	.00
6104	Health	3,960.00	.00	.00	.00
6105	Dental	151.53	.00	.00	.00
6106	Vision	39.87	.00	.00	.00
6107	Life	18.54	.00	.00	.00
6108	Sick & Accident	48.10	.00	.00	.00
<i>Fringe Benefits Totals</i>		\$4,681.61	\$0.00	\$0.00	\$0.00
<i>Fringe Benefits Other</i>					
6103	Retirement	6,569.59	.00	.00	.00



Budget Worksheet Report

Budget Year 2024

Account	Account Description	2021 Actual Amount	2022 Actual Amount	2023 Adopted Budget	2024 Final
Fund 100 - General					
EXPENSE					
Department 2415 - Jury Commission					
<i>Fringe Benefits Other</i>					
6109	Workers Compensation	8.90	.00	.00	.00
<i>Fringe Benefits Other Totals</i>		\$6,578.49	\$0.00	\$0.00	\$0.00
<i>Communication</i>					
6504	Postage	13,679.36	.00	.00	.00
<i>Communication Totals</i>		\$13,679.36	\$0.00	\$0.00	\$0.00
<i>Supplies and Minor Equipment</i>					
6601.1607	Supplies - Other	3,967.14	.00	.00	.00
6606	Maintenance Agreements	1,752.70	.00	.00	.00
<i>Supplies and Minor Equipment Totals</i>		\$5,719.84	\$0.00	\$0.00	\$0.00
<i>Consultant / Contracted Services</i>					
6860	Misc Contracted Services	8,007.44	.00	.00	.00
<i>Consultant / Contracted Services Totals</i>		\$8,007.44	\$0.00	\$0.00	\$0.00
Department 2415 - Jury Commission Totals		\$44,935.15	\$0.00	\$0.00	\$0.00
Department 2420 - District Attorney					
<i>Wages and Salaries</i>					
6005	Elected Officials	186,580.10	196,119.04	196,120.00	219,321.00
6006	Full Time Wages	1,803,529.76	1,851,475.93	1,860,048.00	2,039,829.00
6007	Part Time Wages	69,033.31	76,004.19	74,917.00	77,165.00
6008	Other Wages - Temp / Season / Etc	(760.00)	.00	.00	.00
<i>Wages and Salaries Totals</i>		\$2,058,383.17	\$2,123,599.16	\$2,131,085.00	\$2,336,315.00
<i>Premium Wages</i>					
6077	Contracted Sick & Vacation Buy Back	19,301.85	45,611.02	20,000.00	30,000.00
6078	Lump Sum Longevity Pay	250.00	.00	250.00	.00
6079	On-Call & Call Out Pay	59,900.00	60,962.50	61,000.00	65,000.00
6080	Overtime	78,417.03	83,895.87	62,500.00	65,000.00
6081	Premium Pay	11,010.90	15,403.25	16,000.00	18,000.00
<i>Premium Wages Totals</i>		\$168,879.78	\$205,872.64	\$159,750.00	\$178,000.00
<i>Fringe Benefits</i>					
6101	FICA	131,831.76	137,605.71	139,785.00	155,888.00
6102	Medicare	31,372.27	32,803.16	32,692.00	36,458.00
6104	Health	399,746.88	392,321.75	396,000.00	435,600.00
6105	Dental	15,284.06	15,658.76	16,679.00	16,942.00



Budget Worksheet Report

Budget Year 2024

Account	Account Description	2021 Actual Amount	2022 Actual Amount	2023 Adopted Budget	2024 Final
Fund 100 - General					
EXPENSE					
Department 2420 - District Attorney					
<i>Fringe Benefits</i>					
6106	Vision	4,021.80	4,059.14	4,147.00	4,292.00
6107	Life	1,999.69	1,975.29	2,225.00	2,067.00
6108	Sick & Accident	5,607.52	5,175.11	5,994.00	5,752.00
<i>Fringe Benefits Totals</i>		\$589,863.98	\$589,598.92	\$597,522.00	\$656,999.00
<i>Fringe Benefits Other</i>					
6103	Retirement	219,717.92	166,773.90	219,718.00	166,774.00
6109	Workers Compensation	41,356.69	42,388.26	47,802.00	42,389.00
6110	Unemployment Compensation	372.00	(372.00)	.00	.00
6111	Waiver of Health Insurance	8,076.60	8,191.98	9,000.00	6,000.00
<i>Fringe Benefits Other Totals</i>		\$269,523.21	\$216,982.14	\$276,520.00	\$215,163.00
<i>Personnel Expense</i>					
6201	Dues / Memberships	12,673.81	13,550.91	14,000.00	16,000.00
6202	Books and Subscriptions	21,585.05	30,368.00	23,000.00	24,610.00
6203	Training	11,887.89	12,954.37	14,000.00	18,000.00
6205	Outside Stenographers	3,578.75	450.00	3,000.00	3,000.00
6209	Employee Physicals	196.00	245.50	250.00	300.00
<i>Personnel Expense Totals</i>		\$49,921.50	\$57,568.78	\$54,250.00	\$61,910.00
<i>Occupancy</i>					
6413	Storage	.00	3,168.31	.00	.00
<i>Occupancy Totals</i>		\$0.00	\$3,168.31	\$0.00	\$0.00
<i>Communication</i>					
6502	Cellular / Air Card Service	5,545.12	6,181.13	5,500.00	6,500.00
6504	Postage	1,878.19	2,173.70	3,100.00	3,250.00
<i>Communication Totals</i>		\$7,423.31	\$8,354.83	\$8,600.00	\$9,750.00
<i>Supplies and Minor Equipment</i>					
6414.1404	Repairs & Maintenance - Equipment	4,414.29	1,405.58	3,000.00	3,000.00
6414.1405	Repairs & Maintenance - Vehicles	2,495.35	1,406.85	4,500.00	9,471.00
6601.1602	Supplies - Photo	929.62	8.88	400.00	500.00
6601.1607	Supplies - Other	16,232.91	14,705.16	20,000.00	23,000.00
6602	Minor Equipment Purchases	16,803.51	14,389.56	15,000.00	16,000.00
6603	Equipment Rental	1,289.02	1,486.80	2,000.00	2,000.00
6604.1607	Minor Outlay - Computer Hardware	10,790.24	2,994.48	11,000.00	12,000.00



Budget Worksheet Report

Budget Year 2024

Account	Account Description	2021 Actual Amount	2022 Actual Amount	2023 Adopted Budget	2024 Final
Fund 100 - General					
EXPENSE					
Department 2420 - District Attorney					
<i>Supplies and Minor Equipment</i>					
6604.1608	Minor Outlay - Computer Software	5,200.35	11,293.09	11,000.00	16,250.00
6605	Ammunition	2,500.00	2,091.13	3,000.00	.00
<i>Supplies and Minor Equipment Totals</i>		\$60,655.29	\$49,781.53	\$69,900.00	\$82,221.00
<i>Transportation</i>					
6751	Travel	5,733.73	14,523.28	8,000.00	15,000.00
7557	Gasoline	10,851.23	14,685.71	11,000.00	12,000.00
<i>Transportation Totals</i>		\$16,584.96	\$29,208.99	\$19,000.00	\$27,000.00
<i>Consultant / Contracted Services</i>					
6853	Legal	(118.59)	(861.55)	6,000.00	7,000.00
6860	Misc Contracted Services	19,315.21	23,274.21	40,000.00	622,000.00
<i>Consultant / Contracted Services Totals</i>		\$19,196.62	\$22,412.66	\$46,000.00	\$629,000.00
<i>Debt Payments</i>					
7065	Principal Capital Lease	29,637.84	36,791.32	29,638.00	39,000.00
7066	Interest Capital Lease	11,755.20	13,976.02	11,756.00	15,000.00
<i>Debt Payments Totals</i>		\$41,393.04	\$50,767.34	\$41,394.00	\$54,000.00
<i>General Administration</i>					
7122	Other Expenses	11,712.63	13,628.57	185,000.00	14,000.00
<i>General Administration Totals</i>		\$11,712.63	\$13,628.57	\$185,000.00	\$14,000.00
<i>Judicial / Courts</i>					
7254	Detective Maintenance	949.00	(1,829.29)	500.00	1,000.00
7264	Witness Fees	.00	578.40	1,000.00	1,000.00
7265	Witness Protection	.00	.00	.00	1,000.00
<i>Judicial / Courts Totals</i>		\$949.00	(\$1,250.89)	\$1,500.00	\$3,000.00
<i>Contra Revenue Accounts</i>					
7850	Contra Revenue Account	.00	18,573.73	.00	.00
<i>Contra Revenue Accounts Totals</i>		\$0.00	\$18,573.73	\$0.00	\$0.00
Department 2420 - District Attorney Totals		\$3,294,486.49	\$3,388,266.71	\$3,590,521.00	\$4,267,358.00
Department 2421 - Emergency Service Unit (ESU)					
<i>Wages and Salaries</i>					
6008	Other Wages - Temp / Season / Etc	34,359.76	23,273.53	32,911.00	46,900.00
<i>Wages and Salaries Totals</i>		\$34,359.76	\$23,273.53	\$32,911.00	\$46,900.00
<i>Premium Wages</i>					
6080	Overtime	11,482.02	8,800.84	7,500.00	8,000.00



Budget Worksheet Report

Budget Year 2024

Account	Account Description	2021 Actual Amount	2022 Actual Amount	2023 Adopted Budget	2024 Final
Fund 100 - General					
EXPENSE					
Department 2421 - Emergency Service Unit (ESU)					
Premium Wages					
<i>Premium Wages Totals</i>		\$11,482.02	\$8,800.84	\$7,500.00	\$8,000.00
<i>Fringe Benefits</i>					
6101	FICA	2,204.19	1,607.92	2,015.00	3,404.00
6102	Medicare	515.54	376.10	472.00	797.00
6104	Health	1,695.32	1,408.07	.00	.00
6105	Dental	64.87	54.29	.00	57.00
6106	Vision	17.06	14.17	.00	15.00
6107	Life	9.27	7.70	.00	8.00
6108	Sick & Accident	21.97	19.17	.00	20.00
<i>Fringe Benefits Totals</i>		\$4,528.22	\$3,487.42	\$2,487.00	\$4,301.00
<i>Fringe Benefits Other</i>					
6103	Retirement	1,324.71	871.76	1,325.00	1,325.00
6109	Workers Compensation	1,810.00	1,241.21	2,037.00	2,037.00
<i>Fringe Benefits Other Totals</i>		\$3,134.71	\$2,112.97	\$3,362.00	\$3,362.00
<i>Personnel Expense</i>					
6202	Books and Subscriptions	.00	.00	800.00	.00
6203	Training	375.00	2,138.89	7,200.00	8,900.00
<i>Personnel Expense Totals</i>		\$375.00	\$2,138.89	\$8,000.00	\$8,900.00
<i>Supplies and Minor Equipment</i>					
6414.1404	Repairs & Maintenance - Equipment	9,620.93	4,838.06	6,000.00	6,000.00
6601.1607	Supplies - Other	263.76	657.22	4,840.00	4,840.00
6602	Minor Equipment Purchases	112,945.38	17,176.45	15,800.00	19,299.00
6605	Ammunition	13,049.54	11,480.68	16,978.00	19,717.00
<i>Supplies and Minor Equipment Totals</i>		\$135,879.61	\$34,152.41	\$43,618.00	\$49,856.00
<i>Transportation</i>					
6751	Travel	.00	84.00	.00	.00
<i>Transportation Totals</i>		\$0.00	\$84.00	\$0.00	\$0.00
Department 2421 - Emergency Service Unit (ESU)		\$189,759.32	\$74,050.06	\$97,878.00	\$121,319.00
Totals					



Budget Worksheet Report

Budget Year 2024

Account	Account Description	2021 Actual Amount	2022 Actual Amount	2023 Adopted Budget	2024 Final
Fund 100 - General					
EXPENSE					
Department 2430 - Prothonotary					
Wages and Salaries					
6005	Elected Officials	70,236.73	74,217.52	74,218.00	82,890.00
6006	Full Time Wages	329,455.66	257,874.50	262,894.00	297,244.00
6007	Part Time Wages	6,740.34	11,169.42	10,500.00	10,500.00
6008	Other Wages - Temp / Season / Etc	15,834.21	16,766.27	16,600.00	16,000.00
<i>Wages and Salaries Totals</i>		\$422,266.94	\$360,027.71	\$364,212.00	\$406,634.00
<i>Premium Wages</i>					
6077	Contracted Sick & Vacation Buy Back	1,126.84	1,573.74	.00	.00
6080	Overtime	3,282.90	14,201.59	10,000.00	10,000.00
<i>Premium Wages Totals</i>		\$4,409.74	\$15,775.33	\$10,000.00	\$10,000.00
<i>Fringe Benefits</i>					
6101	FICA	25,872.16	22,702.41	23,202.00	25,832.00
6102	Medicare	6,050.73	5,309.43	5,427.00	6,042.00
6104	Health	133,320.00	111,542.40	95,040.00	158,400.00
6105	Dental	5,556.10	4,787.68	4,491.00	6,415.00
6106	Vision	1,461.90	1,242.64	1,117.00	1,597.00
6107	Life	704.52	577.84	520.00	693.00
6108	Sick & Accident	1,902.74	1,425.44	1,332.00	1,998.00
<i>Fringe Benefits Totals</i>		\$174,868.15	\$147,587.84	\$131,129.00	\$200,977.00
<i>Fringe Benefits Other</i>					
6103	Retirement	42,485.32	28,389.90	42,486.00	42,486.00
6109	Workers Compensation	522.20	435.17	899.00	899.00
6110	Unemployment Compensation	.00	5,342.77	.00	.00
6111	Waiver of Health Insurance	3,115.26	1,038.42	3,000.00	3,000.00
<i>Fringe Benefits Other Totals</i>		\$46,122.78	\$35,206.26	\$46,385.00	\$46,385.00
<i>Personnel Expense</i>					
6201	Dues / Memberships	1,075.00	750.00	.00	.00
6202	Books and Subscriptions	.00	592.00	650.00	700.00
6209	Employee Physicals	285.50	252.75	275.00	275.00
6213	Background Checks	91.70	138.95	100.00	100.00
<i>Personnel Expense Totals</i>		\$1,452.20	\$1,733.70	\$1,025.00	\$1,075.00
<i>Occupancy</i>					
6413	Storage	17,020.30	16,997.98	19,500.00	19,500.00



Budget Worksheet Report

Budget Year 2024

Account	Account Description	2021 Actual Amount	2022 Actual Amount	2023 Adopted Budget	2024 Final
Fund 100 - General					
EXPENSE					
Department 2430 - Prothonotary					
Occupancy					
<i>Occupancy Totals</i>		\$17,020.30	\$16,997.98	\$19,500.00	\$19,500.00
Communication					
6504	Postage	10,020.18	13,354.78	14,000.00	14,500.00
<i>Communication Totals</i>		\$10,020.18	\$13,354.78	\$14,000.00	\$14,500.00
Supplies and Minor Equipment					
6414.1404	Repairs & Maintenance - Equipment	330.37	.00	500.00	500.00
6601.1602	Supplies - Photo	679.80	219.95	2,700.00	2,000.00
6601.1607	Supplies - Other	12,193.63	13,461.20	13,500.00	13,000.00
6602	Minor Equipment Purchases	897.52	3,162.00	4,000.00	3,600.00
6606	Maintenance Agreements	8,029.92	10,601.10	15,000.00	15,000.00
<i>Supplies and Minor Equipment Totals</i>		\$22,131.24	\$27,444.25	\$35,700.00	\$34,100.00
Transportation					
6751	Travel	1,872.29	2,083.02	2,100.00	2,100.00
<i>Transportation Totals</i>		\$1,872.29	\$2,083.02	\$2,100.00	\$2,100.00
Debt Payments					
7065	Principal Capital Lease	2,169.63	2,827.85	3,000.00	3,000.00
<i>Debt Payments Totals</i>		\$2,169.63	\$2,827.85	\$3,000.00	\$3,000.00
General Administration					
7122	Other Expenses	33.62	(33.62)	1,100.00	1,100.00
<i>General Administration Totals</i>		\$33.62	(\$33.62)	\$1,100.00	\$1,100.00
Department 2430 - Prothonotary Totals		\$702,367.07	\$623,005.10	\$628,151.00	\$739,371.00
Department 2440 - Register of Wills					
Wages and Salaries					
6005	Elected Officials	71,484.35	76,362.88	74,218.00	82,890.00
6006	Full Time Wages	207,028.69	211,394.56	222,630.00	232,838.00
6007	Part Time Wages	8,240.63	6,135.67	6,135.00	6,320.00
<i>Wages and Salaries Totals</i>		\$286,753.67	\$293,893.11	\$302,983.00	\$322,048.00
Premium Wages					
6078	Lump Sum Longevity Pay	750.00	750.00	750.00	1,000.00
6080	Overtime	4.95	.00	.00	.00
<i>Premium Wages Totals</i>		\$754.95	\$750.00	\$750.00	\$1,000.00



Budget Worksheet Report

Budget Year 2024

Account	Account Description	2021 Actual Amount	2022 Actual Amount	2023 Adopted Budget	2024 Final
Fund 100 - General					
EXPENSE					
Department 2440 - Register of Wills					
<i>Fringe Benefits</i>					
6101	FICA	17,487.21	17,947.25	18,785.00	20,029.00
6102	Medicare	4,089.75	4,197.33	4,394.00	4,685.00
6104	Health	85,707.91	84,893.13	79,200.00	79,200.00
6105	Dental	3,885.75	3,907.41	3,850.00	3,850.00
6106	Vision	1,022.40	1,014.20	957.00	957.00
6107	Life	475.43	477.79	445.00	497.00
6108	Sick & Accident	1,219.71	1,152.79	1,110.00	1,332.00
<i>Fringe Benefits Totals</i>		\$113,888.16	\$113,589.90	\$108,741.00	\$110,550.00
<i>Fringe Benefits Other</i>					
6103	Retirement	28,270.48	21,086.18	28,271.00	28,271.00
6109	Workers Compensation	320.60	326.00	447.00	447.00
6111	Waiver of Health Insurance	2,999.88	3,576.78	3,000.00	6,000.00
<i>Fringe Benefits Other Totals</i>		\$31,590.96	\$24,988.96	\$31,718.00	\$34,718.00
<i>Personnel Expense</i>					
6201	Dues / Memberships	750.00	750.00	750.00	750.00
6202	Books and Subscriptions	50.00	60.00	60.00	60.00
6209	Employee Physicals	136.00	38.00	150.00	150.00
6213	Background Checks	45.85	38.25	50.00	50.00
<i>Personnel Expense Totals</i>		\$981.85	\$886.25	\$1,010.00	\$1,010.00
<i>Occupancy</i>					
6413	Storage	5,743.62	5,826.66	6,000.00	6,000.00
<i>Occupancy Totals</i>		\$5,743.62	\$5,826.66	\$6,000.00	\$6,000.00
<i>Communication</i>					
6501	Telephone / Internet	83.25	90.65	150.00	250.00
6504	Postage	2,351.40	2,918.26	3,500.00	3,500.00
6506	Printing	2,546.08	2,709.50	2,800.00	2,800.00
6507	Advertising	13,837.92	15,117.24	16,000.00	16,000.00
<i>Communication Totals</i>		\$18,818.65	\$20,835.65	\$22,450.00	\$22,550.00
<i>Supplies and Minor Equipment</i>					
6414.1404	Repairs & Maintenance - Equipment	.00	.00	500.00	500.00
6601.1607	Supplies - Other	1,881.73	2,572.87	2,900.00	3,000.00
6602	Minor Equipment Purchases	343.14	.00	1,000.00	1,000.00



Budget Worksheet Report

Budget Year 2024

Account	Account Description	2021 Actual Amount	2022 Actual Amount	2023 Adopted Budget	2024 Final
Fund 100 - General					
EXPENSE					
Department 2440 - Register of Wills					
<i>Supplies and Minor Equipment</i>					
6606	Maintenance Agreements	14,752.99	15,708.75	20,000.00	20,000.00
	<i>Supplies and Minor Equipment Totals</i>	<u>\$16,977.86</u>	<u>\$18,281.62</u>	<u>\$24,400.00</u>	<u>\$24,500.00</u>
<i>Transportation</i>					
6751	Travel	2,833.74	625.63	5,000.00	5,000.00
	<i>Transportation Totals</i>	<u>\$2,833.74</u>	<u>\$625.63</u>	<u>\$5,000.00</u>	<u>\$5,000.00</u>
<i>Debt Payments</i>					
7065	Principal Capital Lease	2,256.00	2,736.69	2,820.00	3,400.00
	<i>Debt Payments Totals</i>	<u>\$2,256.00</u>	<u>\$2,736.69</u>	<u>\$2,820.00</u>	<u>\$3,400.00</u>
	Department 2440 - Register of Wills Totals	<u>\$480,599.46</u>	<u>\$482,414.47</u>	<u>\$505,872.00</u>	<u>\$530,776.00</u>
Department 2450 - Sheriff					
<i>Wages and Salaries</i>					
6005	Elected Officials	70,236.73	74,217.52	74,218.00	82,890.00
6006	Full Time Wages	1,853,126.66	2,025,497.14	2,009,165.00	2,054,643.00
6007	Part Time Wages	701,258.45	584,637.21	500,000.00	500,000.00
6008	Other Wages - Temp / Season / Etc	23,583.48	38,059.41	35,000.00	35,000.00
	<i>Wages and Salaries Totals</i>	<u>\$2,648,205.32</u>	<u>\$2,722,411.28</u>	<u>\$2,618,383.00</u>	<u>\$2,672,533.00</u>
<i>Premium Wages</i>					
6077	Contracted Sick & Vacation Buy Back	8,186.11	6,645.44	10,000.00	10,000.00
6078	Lump Sum Longevity Pay	250.00	250.00	250.00	250.00
6079	On-Call & Call Out Pay	21,034.96	28,180.09	20,800.00	32,000.00
6080	Overtime	185,916.21	248,013.36	200,000.00	250,000.00
6081	Premium Pay	9,920.52	10,405.00	7,500.00	7,500.00
	<i>Premium Wages Totals</i>	<u>\$225,307.80</u>	<u>\$293,493.89</u>	<u>\$238,550.00</u>	<u>\$299,750.00</u>
<i>Fringe Benefits</i>					
6101	FICA	180,356.23	192,504.36	174,325.00	184,282.00
6102	Medicare	42,180.19	45,021.15	40,770.00	43,099.00
6104	Health	454,278.47	453,484.68	443,520.00	427,680.00
6105	Dental	13,267.18	13,933.46	15,397.00	15,251.00
6106	Vision	3,570.56	3,769.71	3,987.00	3,950.00
6107	Life	2,043.50	2,148.50	2,225.00	2,206.00
6108	Sick & Accident	5,954.49	5,950.53	8,880.00	7,494.00
	<i>Fringe Benefits Totals</i>	<u>\$701,650.62</u>	<u>\$716,812.39</u>	<u>\$689,104.00</u>	<u>\$683,962.00</u>



Budget Worksheet Report

Budget Year 2024

Account	Account Description	2021 Actual Amount	2022 Actual Amount	2023 Adopted Budget	2024 Final
Fund 100 - General					
EXPENSE					
Department 2450 - Sheriff					
Fringe Benefits Other					
6103	Retirement	299,298.97	214,788.45	299,299.00	299,299.00
6109	Workers Compensation	118,810.19	127,662.52	108,224.00	108,224.00
6110	Unemployment Compensation	10,354.51	.00	.00	.00
6111	Waiver of Health Insurance	36,690.84	39,171.51	36,000.00	21,000.00
<i>Fringe Benefits Other Totals</i>		\$465,154.51	\$381,622.48	\$443,523.00	\$428,523.00
<i>Personnel Expense</i>					
6201	Dues / Memberships	1,294.45	1,235.00	1,500.00	2,000.00
6202	Books and Subscriptions	50.00	60.00	500.00	200.00
6203	Training	13,786.83	12,283.81	18,000.00	18,000.00
6206	Uniform / Clothing	29,211.36	39,221.84	45,000.00	55,000.00
6206.1000	Sheriff Related Equipment	4,284.82	4,535.58	2,800.00	3,200.00
6209	Employee Physicals	944.00	1,288.50	1,500.00	1,500.00
<i>Personnel Expense Totals</i>		\$49,571.46	\$58,624.73	\$69,300.00	\$79,900.00
<i>Occupancy</i>					
6413	Storage	2,189.82	2,247.69	2,000.00	2,400.00
<i>Occupancy Totals</i>		\$2,189.82	\$2,247.69	\$2,000.00	\$2,400.00
<i>Communication</i>					
6502	Cellular / Air Card Service	1,994.84	2,782.77	2,900.00	2,900.00
6504	Postage	3,272.06	5,627.79	5,000.00	5,000.00
<i>Communication Totals</i>		\$5,266.90	\$8,410.56	\$7,900.00	\$7,900.00
<i>Supplies and Minor Equipment</i>					
6414.1401	Repairs & Maintenance - Buildings	3,837.68	167.62	2,500.00	5,000.00
6414.1404	Repairs & Maintenance - Equipment	1,862.78	1,356.04	1,500.00	2,000.00
6414.1405	Repairs & Maintenance - Vehicles	20,341.21	11,132.60	15,000.00	10,000.00
6601.1607	Supplies - Other	12,226.98	12,543.71	12,000.00	12,000.00
6602	Minor Equipment Purchases	25,250.82	31,604.63	25,000.00	30,000.00
6604.1608	Minor Outlay - Computer Software	3,503.80	3,617.13	4,000.00	4,500.00
6606	Maintenance Agreements	12,035.45	9,273.09	9,000.00	9,300.00
<i>Supplies and Minor Equipment Totals</i>		\$79,058.72	\$69,694.82	\$69,000.00	\$72,800.00
<i>Transportation</i>					
6751	Travel	23,875.30	36,261.85	30,000.00	30,000.00
7557	Gasoline	27,355.83	43,601.70	40,000.00	40,000.00



Budget Worksheet Report

Budget Year 2024

Account	Account Description	2021 Actual Amount	2022 Actual Amount	2023 Adopted Budget	2024 Final
Fund 100 - General					
EXPENSE					
Department 2450 - Sheriff					
Transportation					
<i>Transportation Totals</i>		\$51,231.13	\$79,863.55	\$70,000.00	\$70,000.00
<i>Consultant / Contracted Services</i>					
6854	Arbitrations	7,394.50	.00	.00	.00
6855	Computer Consultants Support	5,438.40	5,438.40	6,000.00	.00
6860	Misc Contracted Services	9,765.00	10,389.96	10,400.00	12,000.00
6861	Medical Services	86.97	248.88	250.00	250.00
<i>Consultant / Contracted Services Totals</i>		\$22,684.87	\$16,077.24	\$16,650.00	\$12,250.00
<i>Debt Payments</i>					
7065	Principal Capital Lease	64,564.12	38,630.27	36,095.00	23,062.00
7066	Interest Capital Lease	8,999.23	5,312.94	7,881.00	4,968.00
<i>Debt Payments Totals</i>		\$73,563.35	\$43,943.21	\$43,976.00	\$28,030.00
<i>General Administration</i>					
7122	Other Expenses	7,000.00	1,954.17	1,500.00	5,000.00
7123	Grant Funded Project	3,447.58	1,227.41	.00	.00
<i>General Administration Totals</i>		\$10,447.58	\$3,181.58	\$1,500.00	\$5,000.00
<i>Capital Outlay</i>					
7751	Capital Outlay - Vehicles	136,590.00	130,405.00	.00	.00
<i>Capital Outlay Totals</i>		\$136,590.00	\$130,405.00	\$0.00	\$0.00
Sub-Department 013 - Sheriff - COPs Grant					
<i>Fringe Benefits</i>					
6105	Dental	.00	.00	.00	146.00
6106	Vision	.00	.00	.00	37.00
6107	Life	.00	.00	.00	19.00
6108	Sick & Accident	.00	.00	.00	54.00
<i>Fringe Benefits Totals</i>		\$0.00	\$0.00	\$0.00	\$256.00
Sub-Department 013 - Sheriff - COPs Grant Totals		\$0.00	\$0.00	\$0.00	\$256.00
Department 2450 - Sheriff Totals		\$4,470,922.08	\$4,526,788.42	\$4,269,886.00	\$4,363,304.00
Department 2460 - Court Administration					
<i>Wages and Salaries</i>					
6006	Full Time Wages	1,725,299.99	1,769,111.72	1,748,974.00	1,833,751.00
6007	Part Time Wages	68,125.57	72,325.17	93,611.00	77,708.00
6008	Other Wages - Temp / Season / Etc	84,594.99	92,836.34	88,122.00	88,122.00



Budget Worksheet Report

Budget Year 2024

Account	Account Description	2021 Actual Amount	2022 Actual Amount	2023 Adopted Budget	2024 Final
Fund 100 - General					
EXPENSE					
Department 2460 - Court Administration					
<i>Wages and Salaries</i>					
<i>Wages and Salaries Totals</i>		\$1,878,020.55	\$1,934,273.23	\$1,930,707.00	\$1,999,581.00
<i>Premium Wages</i>					
6077	Contracted Sick & Vacation Buy Back	13,394.72	13,523.98	17,000.00	17,000.00
6078	Lump Sum Longevity Pay	3,750.00	4,000.00	3,750.00	3,750.00
6080	Overtime	5.79	.00	250.00	250.00
6081	Premium Pay	60,191.26	79,428.50	80,000.00	80,000.00
<i>Premium Wages Totals</i>		\$77,341.77	\$96,952.48	\$101,000.00	\$101,000.00
<i>Fringe Benefits</i>					
6101	FICA	118,484.72	124,002.62	119,720.00	130,236.00
6102	Medicare	27,710.18	29,000.54	27,999.00	30,459.00
6104	Health	478,263.91	446,530.22	443,520.00	491,040.00
6105	Dental	19,513.06	18,562.02	19,246.00	20,530.00
6106	Vision	5,041.17	4,814.70	4,785.00	5,105.00
6107	Life	2,504.86	2,449.07	2,448.00	2,523.00
6108	Sick & Accident	7,561.60	7,019.92	7,548.00	7,548.00
<i>Fringe Benefits Totals</i>		\$659,079.50	\$632,379.09	\$625,266.00	\$687,441.00
<i>Fringe Benefits Other</i>					
6103	Retirement	181,736.72	139,011.05	181,737.00	181,737.00
6109	Workers Compensation	2,799.64	2,884.68	4,662.00	4,662.00
6110	Unemployment Compensation	8,344.00	.00	.00	.00
6111	Waiver of Health Insurance	7,268.94	17,884.14	18,000.00	12,000.00
<i>Fringe Benefits Other Totals</i>		\$200,149.30	\$159,779.87	\$204,399.00	\$198,399.00
<i>Personnel Expense</i>					
6201	Dues / Memberships	4,395.00	4,914.00	6,000.00	6,000.00
6202	Books and Subscriptions	36,551.50	38,046.64	43,000.00	43,000.00
6203	Training	.00	.00	1,500.00	1,500.00
6205	Outside Stenographers	299.75	.00	8,000.00	5,000.00
6209	Employee Physicals	1,197.00	412.00	1,200.00	1,200.00
<i>Personnel Expense Totals</i>		\$42,443.25	\$43,372.64	\$59,700.00	\$56,700.00



Budget Worksheet Report

Budget Year 2024

Account	Account Description	2021 Actual Amount	2022 Actual Amount	2023 Adopted Budget	2024 Final
Fund 100 - General					
EXPENSE					
Department 2460 - Court Administration					
Occupancy					
6403	Custodial Services	17,760.00	20,164.08	22,000.00	23,000.00
6413	Storage	33.24	33.24	100.00	100.00
<i>Occupancy Totals</i>		\$17,793.24	\$20,197.32	\$22,100.00	\$23,100.00
Communication					
6501	Telephone / Internet	2,065.84	505.11	550.00	550.00
6504	Postage	6,877.82	24,476.15	30,000.00	32,000.00
6507	Advertising	219.25	1,143.72	1,000.00	1,000.00
<i>Communication Totals</i>		\$9,162.91	\$26,124.98	\$31,550.00	\$33,550.00
Supplies and Minor Equipment					
6414.1404	Repairs & Maintenance - Equipment	15,784.53	21,930.62	15,000.00	5,000.00
6601.1607	Supplies - Other	26,644.32	30,657.18	37,000.00	39,000.00
6602	Minor Equipment Purchases	5,989.80	9,512.34	12,000.00	12,000.00
6603	Equipment Rental	4,884.00	5,145.50	5,000.00	5,500.00
6604.1608	Minor Outlay - Computer Software	2,825.69	4,110.46	3,000.00	3,000.00
6606	Maintenance Agreements	.00	1,780.43	12,000.00	25,000.00
<i>Supplies and Minor Equipment Totals</i>		\$56,128.34	\$73,136.53	\$84,000.00	\$89,500.00
Transportation					
6751	Travel	2,888.43	5,254.20	10,000.00	10,000.00
<i>Transportation Totals</i>		\$2,888.43	\$5,254.20	\$10,000.00	\$10,000.00
Consultant / Contracted Services					
6853	Legal	114,096.76	125,287.55	150,000.00	150,000.00
6854	Arbitrations	19,500.00	18,000.00	22,000.00	22,000.00
6855	Computer Consultants Support	1,977.60	1,977.60	2,200.00	3,200.00
6860	Misc Contracted Services	347,552.96	317,167.39	350,000.00	350,000.00
<i>Consultant / Contracted Services Totals</i>		\$483,127.32	\$462,432.54	\$524,200.00	\$525,200.00
General Administration					
7122	Other Expenses	626.00	.00	1,000.00	1,000.00
7125	COVID-19 Expenses	975.00	.00	.00	.00
<i>General Administration Totals</i>		\$1,601.00	\$0.00	\$1,000.00	\$1,000.00
Judicial / Courts					
7258	Jury Expenses	42,053.73	52,695.10	70,000.00	70,000.00
<i>Judicial / Courts Totals</i>		\$42,053.73	\$52,695.10	\$70,000.00	\$70,000.00
Department 2460 - Court Administration Totals		\$3,469,789.34	\$3,506,597.98	\$3,663,922.00	\$3,795,471.00



Budget Worksheet Report

Budget Year 2024

Account	Account Description	2021 Actual Amount	2022 Actual Amount	2023 Adopted Budget	2024 Final
Fund 100 - General					
EXPENSE					
Department 2465 - District Court					
Sub-Department 016 - MDJ 36-1-01 (Ambridge)					
<i>Wages and Salaries</i>					
6006	Full Time Wages	107,967.85	114,367.07	116,080.00	120,433.00
	<i>Wages and Salaries Totals</i>	<u>\$107,967.85</u>	<u>\$114,367.07</u>	<u>\$116,080.00</u>	<u>\$120,433.00</u>
<i>Premium Wages</i>					
6077	Contracted Sick & Vacation Buy Back	1,505.70	1,126.72	1,000.00	1,000.00
6079	On-Call & Call Out Pay	10,396.28	12,631.59	12,000.00	12,000.00
6080	Overtime	.00	.00	500.00	1,000.00
	<i>Premium Wages Totals</i>	<u>\$11,901.98</u>	<u>\$13,758.31</u>	<u>\$13,500.00</u>	<u>\$14,000.00</u>
<i>Fringe Benefits</i>					
6101	FICA	7,214.36	7,700.30	7,972.00	8,335.00
6102	Medicare	1,687.24	1,800.87	1,865.00	1,950.00
6104	Health	47,520.00	47,520.00	47,520.00	47,520.00
6105	Dental	1,818.36	1,844.91	1,925.00	1,925.00
6106	Vision	478.44	478.44	479.00	479.00
6107	Life	222.48	222.48	223.00	223.00
6108	Sick & Accident	671.55	638.25	666.00	666.00
	<i>Fringe Benefits Totals</i>	<u>\$59,612.43</u>	<u>\$60,205.25</u>	<u>\$60,650.00</u>	<u>\$61,098.00</u>
<i>Fringe Benefits Other</i>					
6103	Retirement	12,201.33	8,562.38	12,202.00	12,202.00
6109	Workers Compensation	160.69	171.53	260.00	260.00
	<i>Fringe Benefits Other Totals</i>	<u>\$12,362.02</u>	<u>\$8,733.91</u>	<u>\$12,462.00</u>	<u>\$12,462.00</u>
<i>Personnel Expense</i>					
6202	Books and Subscriptions	288.00	320.00	500.00	500.00
6209	Employee Physicals	.00	29.50	150.00	150.00
	<i>Personnel Expense Totals</i>	<u>\$288.00</u>	<u>\$349.50</u>	<u>\$650.00</u>	<u>\$650.00</u>
<i>Occupancy</i>					
6403	Custodial Services	8,906.00	9,436.24	8,440.00	9,438.00
6405	Electric	2,320.47	2,141.61	2,800.00	3,000.00
6406	Gas	1,520.06	2,179.06	2,000.00	2,000.00
6407	Water	474.10	320.97	600.00	600.00
6408	Sewage	581.93	446.51	650.00	600.00
6409	Rubbish Removal	802.24	626.37	650.00	650.00



Budget Worksheet Report

Budget Year 2024

Account	Account Description	2021 Actual Amount	2022 Actual Amount	2023 Adopted Budget	2024 Final
Fund 100 - General					
EXPENSE					
Department 2465 - District Court					
Sub-Department 016 - MDJ 36-1-01 (Ambridge)					
Occupancy					
<i>Occupancy Totals</i>		\$14,604.80	\$15,150.76	\$15,140.00	\$16,288.00
<i>Communication</i>					
6501	Telephone / Internet	1,740.12	1,598.21	1,800.00	2,000.00
6502	Cellular / Air Card Service	989.28	1,012.82	1,200.00	1,200.00
6503	Data Circuits	3,473.76	3,473.76	3,480.00	3,480.00
6504	Postage	7,183.49	9,031.26	9,000.00	10,000.00
<i>Communication Totals</i>		\$13,386.65	\$15,116.05	\$15,480.00	\$16,680.00
<i>Supplies and Minor Equipment</i>					
6414.1404	Repairs & Maintenance - Equipment	.00	273.00	500.00	500.00
6601.1607	Supplies - Other	3,825.72	5,381.40	5,000.00	6,000.00
6602	Minor Equipment Purchases	.00	.00	500.00	1,000.00
6603	Equipment Rental	1,005.00	1,041.01	1,500.00	1,500.00
6606	Maintenance Agreements	360.00	395.00	500.00	500.00
<i>Supplies and Minor Equipment Totals</i>		\$5,190.72	\$7,090.41	\$8,000.00	\$9,500.00
<i>Transportation</i>					
6751	Travel	208.65	326.22	1,000.00	2,000.00
<i>Transportation Totals</i>		\$208.65	\$326.22	\$1,000.00	\$2,000.00
<i>Debt Payments</i>					
7065	Principal Capital Lease	813.00	487.80	651.00	651.00
<i>Debt Payments Totals</i>		\$813.00	\$487.80	\$651.00	\$651.00
Sub-Department 016 - MDJ 36-1-01 (Ambridge)		\$226,336.10	\$235,585.28	\$243,613.00	\$253,762.00
Totals					
Sub-Department 017 - MDJ 36-3-02 (Chippewa)					
<i>Wages and Salaries</i>					
6006	Full Time Wages	109,898.96	102,413.32	105,927.00	109,897.00
<i>Wages and Salaries Totals</i>		\$109,898.96	\$102,413.32	\$105,927.00	\$109,897.00
<i>Premium Wages</i>					
6077	Contracted Sick & Vacation Buy Back	156.80	.00	1,000.00	1,000.00
6079	On-Call & Call Out Pay	4,279.86	7,487.42	12,000.00	12,000.00
6080	Overtime	.00	71.94	500.00	1,000.00
<i>Premium Wages Totals</i>		\$4,436.66	\$7,559.36	\$13,500.00	\$14,000.00



Budget Worksheet Report

Budget Year 2024

Account	Account Description	2021 Actual Amount	2022 Actual Amount	2023 Adopted Budget	2024 Final
Fund 100 - General					
EXPENSE					
Department 2465 - District Court					
Sub-Department 017 - MDJ 36-3-02 (Chippewa)					
<i>Fringe Benefits</i>					
6101	FICA	6,878.64	6,595.18	7,343.00	7,682.00
6102	Medicare	1,608.70	1,542.44	1,718.00	1,797.00
6104	Health	47,271.45	47,520.00	47,520.00	47,520.00
6105	Dental	1,808.85	1,844.91	1,925.00	1,925.00
6106	Vision	475.94	478.44	479.00	479.00
6107	Life	221.32	222.48	223.00	223.00
6108	Sick & Accident	668.07	638.25	666.00	666.00
<i>Fringe Benefits Totals</i>		<u>\$58,932.97</u>	<u>\$58,841.70</u>	<u>\$59,874.00</u>	<u>\$60,292.00</u>
<i>Fringe Benefits Other</i>					
6103	Retirement	12,364.59	8,259.60	12,365.00	12,365.00
6109	Workers Compensation	157.52	153.32	270.00	270.00
<i>Fringe Benefits Other Totals</i>		<u>\$12,522.11</u>	<u>\$8,412.92</u>	<u>\$12,635.00</u>	<u>\$12,635.00</u>
<i>Personnel Expense</i>					
6202	Books and Subscriptions	375.00	461.50	500.00	500.00
6209	Employee Physicals	.00	.00	150.00	150.00
<i>Personnel Expense Totals</i>		<u>\$375.00</u>	<u>\$461.50</u>	<u>\$650.00</u>	<u>\$650.00</u>
<i>Occupancy</i>					
6403	Custodial Services	8,906.00	9,436.24	8,440.00	9,438.00
6405	Electric	1,937.22	1,809.22	2,600.00	2,500.00
6406	Gas	1,550.90	2,245.52	1,700.00	1,800.00
6407	Water	.00	.00	400.00	400.00
6409	Rubbish Removal	608.22	626.37	650.00	700.00
<i>Occupancy Totals</i>		<u>\$13,002.34</u>	<u>\$14,117.35</u>	<u>\$13,790.00</u>	<u>\$14,838.00</u>
<i>Communication</i>					
6501	Telephone / Internet	2,446.67	2,479.00	2,400.00	2,400.00
6502	Cellular / Air Card Service	465.62	506.46	600.00	600.00
6503	Data Circuits	3,473.76	3,473.76	3,480.00	3,480.00
6504	Postage	6,922.19	7,729.19	9,000.00	10,000.00
<i>Communication Totals</i>		<u>\$13,308.24</u>	<u>\$14,188.41</u>	<u>\$15,480.00</u>	<u>\$16,480.00</u>
<i>Supplies and Minor Equipment</i>					
6414.1404	Repairs & Maintenance - Equipment	.00	.00	500.00	500.00



Budget Worksheet Report

Budget Year 2024

Account	Account Description	2021 Actual Amount	2022 Actual Amount	2023 Adopted Budget	2024 Final
Fund 100	General				
EXPENSE					
Department 2465 - District Court					
Sub-Department 017 - MDJ 36-3-02 (Chippewa)					
<i>Supplies and Minor Equipment</i>					
6601.1607	Supplies - Other	5,071.28	5,169.62	6,000.00	6,000.00
6602	Minor Equipment Purchases	.00	.00	500.00	1,000.00
6603	Equipment Rental	769.74	698.46	1,500.00	1,000.00
6606	Maintenance Agreements	360.00	395.00	500.00	500.00
<i>Supplies and Minor Equipment Totals</i>		<u>\$6,201.02</u>	<u>\$6,263.08</u>	<u>\$9,000.00</u>	<u>\$9,000.00</u>
<i>Transportation</i>					
6751	Travel	705.08	999.30	1,000.00	2,000.00
<i>Transportation Totals</i>		<u>\$705.08</u>	<u>\$999.30</u>	<u>\$1,000.00</u>	<u>\$2,000.00</u>
<i>Debt Payments</i>					
7065	Principal Capital Lease	650.40	650.40	651.00	651.00
<i>Debt Payments Totals</i>		<u>\$650.40</u>	<u>\$650.40</u>	<u>\$651.00</u>	<u>\$651.00</u>
Sub-Department 017 - MDJ 36-3-02 (Chippewa) Totals		<u>\$220,032.78</u>	<u>\$213,907.34</u>	<u>\$232,507.00</u>	<u>\$240,443.00</u>
Sub-Department 018 - MDJ 36-2-01 (Freedom)					
<i>Wages and Salaries</i>					
6006	Full Time Wages	76,323.82	95,671.73	94,899.00	125,815.00
<i>Wages and Salaries Totals</i>		<u>\$76,323.82</u>	<u>\$95,671.73</u>	<u>\$94,899.00</u>	<u>\$125,815.00</u>
<i>Premium Wages</i>					
6077	Contracted Sick & Vacation Buy Back	300.02	297.61	1,000.00	1,000.00
6079	On-Call & Call Out Pay	9,722.52	9,633.93	12,000.00	12,000.00
6080	Overtime	1,668.24	.00	500.00	1,000.00
<i>Premium Wages Totals</i>		<u>\$11,690.78</u>	<u>\$9,931.54</u>	<u>\$13,500.00</u>	<u>\$14,000.00</u>
<i>Fringe Benefits</i>					
6101	FICA	5,427.70	6,717.24	6,690.00	8,669.00
6102	Medicare	1,269.35	1,570.96	1,565.00	2,028.00
6104	Health	39,600.00	35,640.00	31,680.00	31,680.00
6105	Dental	1,767.85	1,996.44	1,925.00	2,567.00
6106	Vision	465.15	518.31	479.00	479.00
6107	Life	216.30	241.02	223.00	223.00
6108	Sick & Accident	662.30	684.50	666.00	666.00
<i>Fringe Benefits Totals</i>		<u>\$49,408.65</u>	<u>\$47,368.47</u>	<u>\$43,228.00</u>	<u>\$46,312.00</u>



Budget Worksheet Report

Budget Year 2024

Account	Account Description	2021 Actual Amount	2022 Actual Amount	2023 Adopted Budget	2024 Final
Fund 100 - General					
EXPENSE					
Department 2465 - District Court					
Sub-Department 018 - MDJ 36-2-01 (Freedom)					
<i>Fringe Benefits Other</i>					
6103	Retirement	14,167.17	6,351.37	14,168.00	14,168.00
6109	Workers Compensation	116.80	145.21	270.00	270.00
6111	Waiver of Health Insurance	1,499.94	3,057.57	3,000.00	6,000.00
<i>Fringe Benefits Other Totals</i>		\$15,783.91	\$9,554.15	\$17,438.00	\$20,438.00
<i>Personnel Expense</i>					
6202	Books and Subscriptions	349.95	260.00	500.00	500.00
6209	Employee Physicals	136.00	.00	150.00	150.00
<i>Personnel Expense Totals</i>		\$485.95	\$260.00	\$650.00	\$650.00
<i>Occupancy</i>					
6403	Custodial Services	8,906.00	9,436.24	8,440.00	9,438.00
6405	Electric	2,431.22	1,944.91	3,200.00	2,700.00
6406	Gas	2,166.30	1,629.29	2,000.00	2,200.00
6407	Water	465.69	688.80	600.00	600.00
6408	Sewage	994.20	1,166.40	1,000.00	1,000.00
6409	Rubbish Removal	608.22	626.37	700.00	700.00
<i>Occupancy Totals</i>		\$15,571.63	\$15,492.01	\$15,940.00	\$16,638.00
<i>Communication</i>					
6501	Telephone / Internet	1,529.88	1,429.45	1,500.00	1,500.00
6502	Cellular / Air Card Service	1,176.94	1,012.64	1,100.00	1,200.00
6503	Data Circuits	3,473.76	3,473.76	3,480.00	3,480.00
6504	Postage	9,478.01	10,057.16	10,000.00	11,000.00
<i>Communication Totals</i>		\$15,658.59	\$15,973.01	\$16,080.00	\$17,180.00
<i>Supplies and Minor Equipment</i>					
6414.1404	Repairs & Maintenance - Equipment	.00	.00	500.00	500.00
6601.1607	Supplies - Other	6,400.38	6,474.75	7,500.00	8,000.00
6602	Minor Equipment Purchases	.00	.00	500.00	1,000.00
6603	Equipment Rental	.00	362.58	600.00	500.00
6606	Maintenance Agreements	888.00	676.53	1,100.00	1,700.00
<i>Supplies and Minor Equipment Totals</i>		\$7,288.38	\$7,513.86	\$10,200.00	\$11,700.00
<i>Transportation</i>					
6751	Travel	1,236.12	734.33	2,000.00	2,000.00



Budget Worksheet Report

Budget Year 2024

Account	Account Description	2021 Actual Amount	2022 Actual Amount	2023 Adopted Budget	2024 Final
Fund 100 - General					
EXPENSE					
Department 2465 - District Court					
Sub-Department 018 - MDJ 36-2-01 (Freedom)					
<i>Transportation</i>					
<i>Transportation Totals</i>		\$1,236.12	\$734.33	\$2,000.00	\$2,000.00
<i>Debt Payments</i>					
7065	Principal Capital Lease	650.40	650.40	651.00	651.00
<i>Debt Payments Totals</i>		\$650.40	\$650.40	\$651.00	\$651.00
Sub-Department 018 - MDJ 36-2-01 (Freedom)		\$194,098.23	\$203,149.50	\$214,586.00	\$255,384.00
Totals					
Sub-Department 019 - MDJ 36-3-03 (Center)					
<i>Wages and Salaries</i>					
6006	Full Time Wages	150,182.30	104,307.80	120,994.00	155,894.00
<i>Wages and Salaries Totals</i>		\$150,182.30	\$104,307.80	\$120,994.00	\$155,894.00
<i>Premium Wages</i>					
6077	Contracted Sick & Vacation Buy Back	1,737.26	815.36	1,000.00	1,000.00
6079	On-Call & Call Out Pay	7,302.60	7,460.29	12,000.00	12,000.00
6080	Overtime	.00	189.67	500.00	1,000.00
<i>Premium Wages Totals</i>		\$9,039.86	\$8,465.32	\$13,500.00	\$14,000.00
<i>Fringe Benefits</i>					
6101	FICA	9,578.76	6,662.14	8,277.00	10,534.00
6102	Medicare	2,240.20	1,558.08	1,936.00	2,464.00
6104	Health	56,760.00	40,920.00	31,680.00	47,520.00
6105	Dental	2,171.93	1,583.51	1,284.00	1,925.00
6106	Vision	571.47	411.99	319.00	480.00
6107	Life	265.74	191.58	149.00	223.00
6108	Sick & Accident	793.65	545.75	444.00	666.00
<i>Fringe Benefits Totals</i>		\$72,381.75	\$51,873.05	\$44,089.00	\$63,812.00
<i>Fringe Benefits Other</i>					
6103	Retirement	19,473.38	11,393.03	19,474.00	19,474.00
6109	Workers Compensation	218.66	152.42	420.00	420.00
6111	Waiver of Health Insurance	.00	.00	.00	3,000.00
<i>Fringe Benefits Other Totals</i>		\$19,692.04	\$11,545.45	\$19,894.00	\$22,894.00



Budget Worksheet Report

Budget Year 2024

Account	Account Description	2021 Actual Amount	2022 Actual Amount	2023 Adopted Budget	2024 Final
Fund 100 - General					
EXPENSE					
Department 2465 - District Court					
Sub-Department 019 - MDJ 36-3-03 (Center)					
<i>Personnel Expense</i>					
6202	Books and Subscriptions	233.90	513.90	500.00	500.00
6209	Employee Physicals	.00	29.50	300.00	300.00
<i>Personnel Expense Totals</i>		\$233.90	\$543.40	\$800.00	\$800.00
<i>Occupancy</i>					
6401	Rent	3,600.00	3,600.00	3,600.00	3,600.00
6403	Custodial Services	9,195.48	9,436.24	8,440.00	9,438.00
6405	Electric	2,394.94	1,679.44	2,500.00	2,500.00
6406	Gas	2,685.51	2,098.69	2,400.00	2,400.00
6407	Water	524.70	667.80	650.00	650.00
6408	Sewage	398.75	507.50	500.00	500.00
<i>Occupancy Totals</i>		\$18,799.38	\$17,989.67	\$18,090.00	\$19,088.00
<i>Communication</i>					
6501	Telephone / Internet	1,702.75	1,611.56	1,500.00	1,600.00
6502	Cellular / Air Card Service	510.31	506.32	550.00	600.00
6503	Data Circuits	3,184.28	3,473.76	3,480.00	3,480.00
6504	Postage	9,019.96	9,894.34	12,500.00	13,000.00
<i>Communication Totals</i>		\$14,417.30	\$15,485.98	\$18,030.00	\$18,680.00
<i>Supplies and Minor Equipment</i>					
6414.1404	Repairs & Maintenance - Equipment	282.00	.00	500.00	500.00
6601.1607	Supplies - Other	7,159.14	6,695.75	8,500.00	8,500.00
6602	Minor Equipment Purchases	.00	.00	500.00	1,000.00
6603	Equipment Rental	565.00	942.44	1,500.00	1,500.00
6606	Maintenance Agreements	360.00	395.00	500.00	500.00
<i>Supplies and Minor Equipment Totals</i>		\$8,366.14	\$8,033.19	\$11,500.00	\$12,000.00
<i>Transportation</i>					
6751	Travel	348.59	204.03	800.00	800.00
<i>Transportation Totals</i>		\$348.59	\$204.03	\$800.00	\$800.00
<i>Debt Payments</i>					
7065	Principal Capital Lease	650.40	813.00	651.00	651.00
<i>Debt Payments Totals</i>		\$650.40	\$813.00	\$651.00	\$651.00
<i>General Administration</i>					
7118	Bank Charges / Bank Interest	66.10	.00	.00	.00



Budget Worksheet Report

Budget Year 2024

Account	Account Description	2021 Actual Amount	2022 Actual Amount	2023 Adopted Budget	2024 Final
Fund 100 - General					
EXPENSE					
Department 2465 - District Court					
Sub-Department 019 - MDJ 36-3-03 (Center)					
General Administration					
<i>General Administration Totals</i>		\$66.10	\$0.00	\$0.00	\$0.00
Sub-Department 019 - MDJ 36-3-03 (Center) Totals		\$294,177.76	\$219,260.89	\$248,348.00	\$308,619.00
Sub-Department 020 - MDJ 36-3-04 (Hopewell)					
Wages and Salaries					
6006	Full Time Wages	104,474.55	105,796.29	102,691.00	106,536.00
<i>Wages and Salaries Totals</i>		\$104,474.55	\$105,796.29	\$102,691.00	\$106,536.00
<i>Premium Wages</i>					
6077	Contracted Sick & Vacation Buy Back	.00	.00	1,000.00	1,000.00
6079	On-Call & Call Out Pay	.00	6,026.49	12,000.00	12,000.00
6080	Overtime	.00	11.08	500.00	1,000.00
<i>Premium Wages Totals</i>		\$0.00	\$6,037.57	\$13,500.00	\$14,000.00
<i>Fringe Benefits</i>					
6101	FICA	6,288.59	6,720.44	7,142.00	7,474.00
6102	Medicare	1,470.71	1,571.73	1,671.00	1,748.00
6104	Health	45,128.55	47,269.28	47,520.00	47,520.00
6105	Dental	1,726.85	1,834.76	1,925.00	2,567.00
6106	Vision	454.36	475.91	479.00	639.00
6107	Life	211.28	221.31	223.00	298.00
6108	Sick & Accident	638.03	634.74	666.00	888.00
<i>Fringe Benefits Totals</i>		\$55,918.37	\$58,728.17	\$59,626.00	\$61,134.00
<i>Fringe Benefits Other</i>					
6103	Retirement	11,031.45	7,555.46	12,957.00	12,957.00
6109	Workers Compensation	156.19	158.92	230.00	230.00
<i>Fringe Benefits Other Totals</i>		\$11,187.64	\$7,714.38	\$13,187.00	\$13,187.00
<i>Personnel Expense</i>					
6202	Books and Subscriptions	371.79	741.66	500.00	500.00
6209	Employee Physicals	136.00	38.00	150.00	150.00
<i>Personnel Expense Totals</i>		\$507.79	\$779.66	\$650.00	\$650.00
<i>Occupancy</i>					
6403	Custodial Services	8,906.00	9,436.24	8,440.00	9,438.00
6405	Electric	2,121.33	2,000.47	2,800.00	2,600.00



Budget Worksheet Report

Budget Year 2024

Account	Account Description	2021 Actual Amount	2022 Actual Amount	2023 Adopted Budget	2024 Final
Fund 100 - General					
EXPENSE					
Department 2465 - District Court					
Sub-Department 020 - MDJ 36-3-04 (Hopewell)					
<i>Occupancy</i>					
6406	Gas	1,549.66	1,432.86	1,800.00	1,800.00
6407	Water	610.43	307.78	750.00	500.00
6408	Sewage	774.66	332.19	750.00	500.00
6409	Rubbish Removal	608.22	626.37	650.00	750.00
<i>Occupancy Totals</i>		\$14,570.30	\$14,135.91	\$15,190.00	\$15,588.00
<i>Communication</i>					
6501	Telephone / Internet	1,585.32	1,663.61	1,700.00	1,800.00
6502	Cellular / Air Card Service	493.80	590.72	600.00	650.00
6503	Data Circuits	3,473.76	3,473.76	3,480.00	3,480.00
6504	Postage	6,430.21	8,249.60	10,000.00	11,000.00
<i>Communication Totals</i>		\$11,983.09	\$13,977.69	\$15,780.00	\$16,930.00
<i>Supplies and Minor Equipment</i>					
6414.1404	Repairs & Maintenance - Equipment	205.00	.00	500.00	500.00
6601.1607	Supplies - Other	4,520.33	7,058.20	6,000.00	6,500.00
6602	Minor Equipment Purchases	.00	.00	500.00	1,000.00
6603	Equipment Rental	990.00	937.84	1,500.00	1,500.00
6606	Maintenance Agreements	360.00	274.00	800.00	800.00
<i>Supplies and Minor Equipment Totals</i>		\$6,075.33	\$8,270.04	\$9,300.00	\$10,300.00
<i>Transportation</i>					
6751	Travel	1,239.48	1,245.28	1,500.00	2,000.00
<i>Transportation Totals</i>		\$1,239.48	\$1,245.28	\$1,500.00	\$2,000.00
<i>Debt Payments</i>					
7065	Principal Capital Lease	650.40	650.40	651.00	651.00
<i>Debt Payments Totals</i>		\$650.40	\$650.40	\$651.00	\$651.00
Sub-Department 020 - MDJ 36-3-04 (Hopewell)		\$206,606.95	\$217,335.39	\$232,075.00	\$240,976.00
Totals					
Sub-Department 021 - MDJ 36-1-02 (Beaver Falls)					
<i>Wages and Salaries</i>					
6006	Full Time Wages	113,263.59	133,412.63	144,579.00	145,962.00
<i>Wages and Salaries Totals</i>		\$113,263.59	\$133,412.63	\$144,579.00	\$145,962.00



Budget Worksheet Report

Budget Year 2024

Account	Account Description	2021 Actual Amount	2022 Actual Amount	2023 Adopted Budget	2024 Final
Fund 100 - General					
EXPENSE					
Department 2465 - District Court					
Sub-Department 021 - MDJ 36-1-02 (Beaver Falls)					
<i>Premium Wages</i>					
6077	Contracted Sick & Vacation Buy Back	404.51	678.13	1,000.00	1,000.00
6079	On-Call & Call Out Pay	6,112.19	7,521.99	12,000.00	12,000.00
6080	Overtime	54.34	265.16	500.00	1,000.00
<i>Premium Wages Totals</i>		\$6,571.04	\$8,465.28	\$13,500.00	\$14,000.00
<i>Fringe Benefits</i>					
6101	FICA	7,237.24	8,654.85	9,739.00	9,918.00
6102	Medicare	1,692.59	2,024.11	2,278.00	2,320.00
6104	Health	44,880.00	39,600.00	31,680.00	31,680.00
6105	Dental	1,818.36	2,147.97	1,925.00	2,567.00
6106	Vision	478.44	558.18	479.00	479.00
6107	Life	222.48	278.10	297.00	297.00
6108	Sick & Accident	673.40	795.50	666.00	888.00
<i>Fringe Benefits Totals</i>		\$57,002.51	\$54,058.71	\$47,064.00	\$48,149.00
<i>Fringe Benefits Other</i>					
6103	Retirement	15,083.18	8,639.84	15,084.00	15,084.00
6109	Workers Compensation	169.57	200.03	300.00	300.00
6111	Waiver of Health Insurance	.00	865.35	300.00	6,000.00
<i>Fringe Benefits Other Totals</i>		\$15,252.75	\$9,705.22	\$15,684.00	\$21,384.00
<i>Personnel Expense</i>					
6202	Books and Subscriptions	50.00	50.00	500.00	500.00
6209	Employee Physicals	272.00	29.50	150.00	150.00
<i>Personnel Expense Totals</i>		\$322.00	\$79.50	\$650.00	\$650.00
<i>Occupancy</i>					
6401	Rent	43,753.91	43,421.96	40,000.00	41,000.00
6403	Custodial Services	2,734.40	2,372.64	3,500.00	3,500.00
6405	Electric	3,730.92	3,411.49	5,000.00	4,500.00
6406	Gas	1,050.49	938.57	1,200.00	1,200.00
6407	Water	233.57	170.84	500.00	500.00
6408	Sewage	117.37	79.95	300.00	300.00
6409	Rubbish Removal	176.40	189.33	200.00	250.00
<i>Occupancy Totals</i>		\$51,797.06	\$50,584.78	\$50,700.00	\$51,250.00



Budget Worksheet Report

Budget Year 2024

Account	Account Description	2021 Actual Amount	2022 Actual Amount	2023 Adopted Budget	2024 Final
Fund 100 - General					
EXPENSE					
Department 2465 - District Court					
Sub-Department 021 - MDJ 36-1-02 (Beaver Falls)					
<i>Communication</i>					
6501	Telephone / Internet	1,705.10	1,711.29	1,800.00	1,800.00
6502	Cellular / Air Card Service	327.70	448.21	700.00	700.00
6503	Data Circuits	1,736.88	1,736.88	1,740.00	1,740.00
6504	Postage	9,690.59	11,110.96	11,000.00	12,000.00
<i>Communication Totals</i>		\$13,460.27	\$15,007.34	\$15,240.00	\$16,240.00
<i>Supplies and Minor Equipment</i>					
6414.1401	Repairs & Maintenance - Buildings	3,673.15	3,193.02	7,000.00	5,000.00
6414.1404	Repairs & Maintenance - Equipment	40.00	.00	500.00	500.00
6601.1607	Supplies - Other	6,899.83	7,289.94	7,000.00	10,000.00
6602	Minor Equipment Purchases	251.16	5.02	500.00	1,000.00
6603	Equipment Rental	332.00	343.00	1,000.00	1,000.00
6606	Maintenance Agreements	414.16	772.63	800.00	1,000.00
<i>Supplies and Minor Equipment Totals</i>		\$11,610.30	\$11,603.61	\$16,800.00	\$18,500.00
<i>Transportation</i>					
6751	Travel	.00	.00	1,000.00	1,000.00
<i>Transportation Totals</i>		\$0.00	\$0.00	\$1,000.00	\$1,000.00
<i>Consultant / Contracted Services</i>					
6860	Misc Contracted Services	2,205.01	3,147.84	.00	3,000.00
<i>Consultant / Contracted Services Totals</i>		\$2,205.01	\$3,147.84	\$0.00	\$3,000.00
<i>Debt Payments</i>					
7065	Principal Capital Lease	650.40	650.40	651.00	651.00
<i>Debt Payments Totals</i>		\$650.40	\$650.40	\$651.00	\$651.00
Sub-Department 021 - MDJ 36-1-02 (Beaver Falls)		\$272,134.93	\$286,715.31	\$305,868.00	\$320,786.00
Totals					
Sub-Department 022 - MDJ 36-3-01 (New Brighton)					
<i>Wages and Salaries</i>					
6006	Full Time Wages	130,616.44	137,423.14	133,954.00	138,976.00
<i>Wages and Salaries Totals</i>		\$130,616.44	\$137,423.14	\$133,954.00	\$138,976.00
<i>Premium Wages</i>					
6077	Contracted Sick & Vacation Buy Back	1,739.71	1,327.88	1,000.00	1,000.00
6079	On-Call & Call Out Pay	6,723.82	1,927.33	12,000.00	12,000.00
6080	Overtime	.00	.00	500.00	1,000.00



Budget Worksheet Report

Budget Year 2024

Account	Account Description	2021 Actual Amount	2022 Actual Amount	2023 Adopted Budget	2024 Final
Fund 100	General				
EXPENSE					
Department 2465 - District Court					
Sub-Department 022 - MDJ 36-3-01 (New Brighton)					
Premium Wages					
<i>Premium Wages Totals</i>		\$8,463.53	\$3,255.21	\$13,500.00	\$14,000.00
<i>Fringe Benefits</i>					
6101	FICA	8,361.12	8,480.85	9,112.00	9,485.00
6102	Medicare	1,955.42	1,983.42	2,131.00	2,219.00
6104	Health	46,200.00	42,240.00	31,680.00	31,680.00
6105	Dental	1,767.85	1,634.02	1,284.00	1,925.00
6106	Vision	465.15	438.57	319.00	479.00
6107	Life	216.30	203.94	149.00	223.00
6108	Sick & Accident	653.05	582.75	444.00	666.00
<i>Fringe Benefits Totals</i>		\$59,618.89	\$55,563.55	\$45,119.00	\$46,677.00
<i>Fringe Benefits Other</i>					
6103	Retirement	13,449.48	9,935.46	13,450.00	13,450.00
6109	Workers Compensation	193.60	202.27	300.00	300.00
6111	Waiver of Health Insurance	.00	519.21	.00	3,000.00
<i>Fringe Benefits Other Totals</i>		\$13,643.08	\$10,656.94	\$13,750.00	\$16,750.00
<i>Personnel Expense</i>					
6202	Books and Subscriptions	288.00	260.00	500.00	500.00
6209	Employee Physicals	.00	29.50	150.00	150.00
<i>Personnel Expense Totals</i>		\$288.00	\$289.50	\$650.00	\$650.00
<i>Occupancy</i>					
6403	Custodial Services	8,906.00	9,598.84	8,440.00	9,438.00
6405	Electric	1,991.62	2,195.60	3,000.00	3,000.00
6406	Gas	1,779.47	2,082.36	1,800.00	2,000.00
6407	Water	351.84	372.60	500.00	500.00
6408	Sewage	236.70	327.60	400.00	400.00
6409	Rubbish Removal	608.22	626.37	650.00	650.00
<i>Occupancy Totals</i>		\$13,873.85	\$15,203.37	\$14,790.00	\$15,988.00
<i>Communication</i>					
6501	Telephone / Internet	1,608.07	1,562.22	1,600.00	1,600.00
6502	Cellular / Air Card Service	564.48	422.01	600.00	800.00



Budget Worksheet Report

Budget Year 2024

Account	Account Description	2021 Actual Amount	2022 Actual Amount	2023 Adopted Budget	2024 Final
Fund 100 - General					
EXPENSE					
Department 2465 - District Court					
Sub-Department 022 - MDJ 36-3-01 (New Brighton)					
<i>Communication</i>					
6503	Data Circuits	3,473.76	3,473.76	3,480.00	3,480.00
6504	Postage	10,880.67	12,301.38	12,500.00	13,000.00
<i>Communication Totals</i>		\$16,526.98	\$17,759.37	\$18,180.00	\$18,880.00
<i>Supplies and Minor Equipment</i>					
6414.1404	Repairs & Maintenance - Equipment	.00	.00	500.00	500.00
6601.1607	Supplies - Other	5,299.82	7,995.53	8,000.00	8,000.00
6602	Minor Equipment Purchases	.00	.00	500.00	1,000.00
6603	Equipment Rental	1,547.20	1,265.12	2,000.00	2,000.00
6606	Maintenance Agreements	359.09	393.12	500.00	800.00
<i>Supplies and Minor Equipment Totals</i>		\$7,206.11	\$9,653.77	\$11,500.00	\$12,300.00
<i>Transportation</i>					
6751	Travel	.00	.00	500.00	2,000.00
<i>Transportation Totals</i>		\$0.00	\$0.00	\$500.00	\$2,000.00
<i>Debt Payments</i>					
7065	Principal Capital Lease	650.40	650.40	651.00	651.00
<i>Debt Payments Totals</i>		\$650.40	\$650.40	\$651.00	\$651.00
Sub-Department 022 - MDJ 36-3-01 (New Brighton)		\$250,887.28	\$250,455.25	\$252,594.00	\$266,872.00
Totals					
Sub-Department 023 - MDJ 36-2-02 (Brighton Township)					
<i>Wages and Salaries</i>					
6006	Full Time Wages	126,421.51	122,310.78	138,024.00	143,186.00
<i>Wages and Salaries Totals</i>		\$126,421.51	\$122,310.78	\$138,024.00	\$143,186.00
<i>Premium Wages</i>					
6077	Contracted Sick & Vacation Buy Back	.00	.00	1,000.00	1,000.00
6079	On-Call & Call Out Pay	7,929.45	6,731.37	12,000.00	12,000.00
6080	Overtime	.00	7.84	500.00	1,000.00
<i>Premium Wages Totals</i>		\$7,929.45	\$6,739.21	\$13,500.00	\$14,000.00
<i>Fringe Benefits</i>					
6101	FICA	8,252.31	7,852.04	9,333.00	9,746.00
6102	Medicare	1,929.97	1,836.32	2,183.00	2,280.00
6104	Health	35,640.00	47,520.00	47,520.00	47,520.00



Budget Worksheet Report

Budget Year 2024

Account	Account Description	2021 Actual Amount	2022 Actual Amount	2023 Adopted Budget	2024 Final
Fund 100 - General					
EXPENSE					
Department 2465 - District Court					
Sub-Department 023 - MDJ 36-2-02 (Brighton Township)					
<i>Fringe Benefits</i>					
6105	Dental	1,666.83	1,844.91	1,925.00	1,925.00
6106	Vision	438.57	478.44	479.00	479.00
6107	Life	203.94	247.20	297.00	297.00
6108	Sick & Accident	616.05	712.25	888.00	888.00
<i>Fringe Benefits Totals</i>		\$48,747.67	\$60,491.16	\$62,625.00	\$63,135.00
<i>Fringe Benefits Other</i>					
6103	Retirement	18,573.62	9,717.17	18,574.00	18,574.00
6109	Workers Compensation	175.02	183.25	405.00	405.00
6111	Waiver of Health Insurance	1,730.70	1,326.87	900.00	3,000.00
<i>Fringe Benefits Other Totals</i>		\$20,479.34	\$11,227.29	\$19,879.00	\$21,979.00
<i>Personnel Expense</i>					
6202	Books and Subscriptions	333.08	96.08	500.00	500.00
6209	Employee Physicals	272.00	29.50	150.00	150.00
<i>Personnel Expense Totals</i>		\$605.08	\$125.58	\$650.00	\$650.00
<i>Occupancy</i>					
6403	Custodial Services	8,906.00	9,436.24	8,440.00	9,438.00
6405	Electric	2,667.52	2,426.04	3,200.00	3,200.00
6406	Gas	1,487.96	1,443.91	1,700.00	1,700.00
6407	Water	.00	.00	300.00	300.00
6408	Sewage	564.00	515.16	500.00	500.00
6409	Rubbish Removal	608.22	626.37	650.00	700.00
<i>Occupancy Totals</i>		\$14,233.70	\$14,447.72	\$14,790.00	\$15,838.00
<i>Communication</i>					
6501	Telephone / Internet	1,537.13	1,557.36	1,400.00	1,400.00
6502	Cellular / Air Card Service	935.12	1,097.22	1,100.00	1,100.00
6504	Postage	6,313.06	6,963.35	9,000.00	9,000.00
<i>Communication Totals</i>		\$8,785.31	\$9,617.93	\$11,500.00	\$11,500.00
<i>Supplies and Minor Equipment</i>					
6414.1404	Repairs & Maintenance - Equipment	75.00	.00	500.00	500.00
6601.1607	Supplies - Other	5,517.55	4,814.50	7,000.00	7,000.00
6602	Minor Equipment Purchases	.00	469.97	500.00	1,000.00



Budget Worksheet Report

Budget Year 2024

Account	Account Description	2021 Actual Amount	2022 Actual Amount	2023 Adopted Budget	2024 Final
Fund 100 - General					
EXPENSE					
Department 2465 - District Court					
Sub-Department 023 - MDJ 36-2-02 (Brighton Township)					
<i>Supplies and Minor Equipment</i>					
6603	Equipment Rental	446.00	322.38	1,000.00	1,000.00
6606	Maintenance Agreements	567.00	923.00	800.00	1,100.00
<i>Supplies and Minor Equipment Totals</i>		\$6,605.55	\$6,529.85	\$9,800.00	\$10,600.00
<i>Transportation</i>					
6751	Travel	293.12	158.97	1,000.00	2,000.00
<i>Transportation Totals</i>		\$293.12	\$158.97	\$1,000.00	\$2,000.00
<i>Debt Payments</i>					
7065	Principal Capital Lease	650.40	650.40	651.00	651.00
<i>Debt Payments Totals</i>		\$650.40	\$650.40	\$651.00	\$651.00
Sub-Department 023 - MDJ 36-2-02 (Brighton Township) Totals		\$234,751.13	\$232,298.89	\$272,419.00	\$283,539.00
Department 2465 - District Court Totals		\$1,899,025.16	\$1,858,707.85	\$2,002,010.00	\$2,170,381.00
Department 2470 - Law Library					
<i>Wages and Salaries</i>					
6006	Full Time Wages	45,962.79	47,275.48	47,275.00	41,201.00
6008	Other Wages - Temp / Season / Etc	2,161.27	1,249.10	1,500.00	2,500.00
<i>Wages and Salaries Totals</i>		\$48,124.06	\$48,524.58	\$48,775.00	\$43,701.00
<i>Fringe Benefits</i>					
6101	FICA	2,888.81	2,911.66	3,025.00	2,710.00
6102	Medicare	675.60	680.97	708.00	634.00
6104	Health	15,840.00	15,840.00	15,840.00	.00
6105	Dental	606.12	614.97	642.00	642.00
6106	Vision	159.48	159.48	160.00	160.00
6107	Life	74.16	74.16	75.00	75.00
6108	Sick & Accident	223.85	212.75	222.00	222.00
<i>Fringe Benefits Totals</i>		\$20,468.02	\$20,493.99	\$20,672.00	\$4,443.00
<i>Fringe Benefits Other</i>					
6103	Retirement	4,650.81	3,404.12	4,651.00	4,651.00
6109	Workers Compensation	71.32	72.83	240.00	240.00
6111	Waiver of Health Insurance	.00	.00	.00	3,000.00
<i>Fringe Benefits Other Totals</i>		\$4,722.13	\$3,476.95	\$4,891.00	\$7,891.00



Budget Worksheet Report

Budget Year 2024

Account	Account Description	2021 Actual Amount	2022 Actual Amount	2023 Adopted Budget	2024 Final
Fund 100 - General					
EXPENSE					
Department 2470 - Law Library					
<i>Personnel Expense</i>					
6201	Dues / Memberships	657.00	657.00	700.00	700.00
6202	Books and Subscriptions	96,877.79	99,141.05	105,000.00	108,000.00
<i>Personnel Expense Totals</i>		\$97,534.79	\$99,798.05	\$105,700.00	\$108,700.00
<i>Communication</i>					
6504	Postage	.00	1.02	30.00	30.00
<i>Communication Totals</i>		\$0.00	\$1.02	\$30.00	\$30.00
<i>Supplies and Minor Equipment</i>					
6601.1607	Supplies - Other	322.36	285.52	450.00	450.00
6602	Minor Equipment Purchases	319.97	291.97	350.00	350.00
6606	Maintenance Agreements	429.00	429.00	525.00	525.00
<i>Supplies and Minor Equipment Totals</i>		\$1,071.33	\$1,006.49	\$1,325.00	\$1,325.00
<i>Transportation</i>					
6751	Travel	210.00	.00	1,200.00	1,200.00
<i>Transportation Totals</i>		\$210.00	\$0.00	\$1,200.00	\$1,200.00
<i>Consultant / Contracted Services</i>					
6860	Misc Contracted Services	2,966.67	2,050.00	3,000.00	3,000.00
<i>Consultant / Contracted Services Totals</i>		\$2,966.67	\$2,050.00	\$3,000.00	\$3,000.00
Department 2470 - Law Library Totals		\$175,097.00	\$175,351.08	\$185,593.00	\$170,290.00
Department 3500 - Emergency Services					
<i>Wages and Salaries</i>					
6006	Full Time Wages	2,045,247.54	2,193,232.03	2,172,652.00	2,334,641.00
6007	Part Time Wages	116,688.89	129,890.50	130,000.00	130,000.00
6008	Other Wages - Temp / Season / Etc	88,675.69	88,095.69	105,000.00	70,000.00
<i>Wages and Salaries Totals</i>		\$2,250,612.12	\$2,411,218.22	\$2,407,652.00	\$2,534,641.00
<i>Premium Wages</i>					
6077	Contracted Sick & Vacation Buy Back	4,469.49	8,527.05	3,000.00	3,000.00
6078	Lump Sum Longevity Pay	1,750.00	2,250.00	1,750.00	1,750.00
6079	On-Call & Call Out Pay	6,600.00	15,600.00	16,000.00	16,000.00
6080	Overtime	150,198.14	130,778.03	100,000.00	100,000.00
6081	Premium Pay	25,102.25	25,862.76	27,000.00	27,000.00
<i>Premium Wages Totals</i>		\$188,119.88	\$183,017.84	\$147,750.00	\$147,750.00
<i>Fringe Benefits</i>					
6101	FICA	147,691.21	156,582.96	156,467.00	166,309.00



Budget Worksheet Report

Budget Year 2024

Account	Account Description	2021 Actual Amount	2022 Actual Amount	2023 Adopted Budget	2024 Final
Fund 100 - General					
EXPENSE					
Department 3500 - Emergency Services					
<i>Fringe Benefits</i>					
6102	Medicare	34,540.70	36,620.17	36,593.00	38,895.00
6104	Health	522,720.00	538,560.00	554,400.00	522,720.00
6105	Dental	19,597.88	21,128.72	23,095.00	23,095.00
6106	Vision	5,316.00	5,634.96	5,742.00	5,742.00
6107	Life	2,719.20	2,830.44	2,967.00	2,892.00
6108	Sick & Accident	8,201.05	8,130.75	8,658.00	8,658.00
<i>Fringe Benefits Totals</i>		\$740,786.04	\$769,488.00	\$787,922.00	\$768,311.00
<i>Fringe Benefits Other</i>					
6103	Retirement	242,654.40	171,764.38	242,655.00	242,655.00
6109	Workers Compensation	11,635.88	12,074.94	8,782.00	8,782.00
6110	Unemployment Compensation	5,893.61	2,755.38	.00	.00
6111	Waiver of Health Insurance	8,999.64	10,038.06	9,150.00	21,000.00
<i>Fringe Benefits Other Totals</i>		\$269,183.53	\$196,632.76	\$260,587.00	\$272,437.00
<i>Personnel Expense</i>					
6201	Dues / Memberships	565.00	509.00	1,000.00	1,000.00
6202	Books and Subscriptions	114.45	114.45	150.00	150.00
6203	Training	189.00	1,489.00	1,500.00	1,500.00
6206	Uniform / Clothing	1,221.56	1,929.89	1,500.00	2,000.00
6209	Employee Physicals	615.50	353.00	1,000.00	1,000.00
<i>Personnel Expense Totals</i>		\$2,705.51	\$4,395.34	\$5,150.00	\$5,650.00
<i>Occupancy</i>					
6405	Electric	61,715.46	66,300.17	70,000.00	70,000.00
6406	Gas	1,604.07	799.29	1,500.00	1,500.00
6407	Water	4,294.66	4,467.60	6,000.00	6,000.00
6409	Rubbish Removal	2,533.80	2,609.70	3,000.00	3,000.00
<i>Occupancy Totals</i>		\$70,147.99	\$74,176.76	\$80,500.00	\$80,500.00
<i>Communication</i>					
6501	Telephone / Internet	12,482.81	12,309.10	14,000.00	14,000.00
6504	Postage	210.61	263.63	300.00	350.00
<i>Communication Totals</i>		\$12,693.42	\$12,572.73	\$14,300.00	\$14,350.00
<i>Supplies and Minor Equipment</i>					
6414.1401	Repairs & Maintenance - Buildings	15,452.58	65,734.22	60,000.00	75,000.00



Budget Worksheet Report

Budget Year 2024

Account	Account Description	2021 Actual Amount	2022 Actual Amount	2023 Adopted Budget	2024 Final
Fund 100 - General					
EXPENSE					
Department 3500 - Emergency Services					
<i>Supplies and Minor Equipment</i>					
6414.1404	Repairs & Maintenance - Equipment	2,110.57	918.65	3,000.00	3,000.00
6414.1405	Repairs & Maintenance - Vehicles	6,247.23	9,454.43	10,000.00	10,000.00
6601.1607	Supplies - Other	9,482.99	10,904.16	12,000.00	12,000.00
6602	Minor Equipment Purchases	16,385.04	3,324.39	14,000.00	28,000.00
6604.1607	Minor Outlay - Computer Hardware	1,745.06	528.57	3,000.00	3,000.00
6604.1608	Minor Outlay - Computer Software	14,401.35	14,834.61	20,000.00	15,500.00
6606	Maintenance Agreements	47,437.32	44,688.70	70,000.00	70,000.00
<i>Supplies and Minor Equipment Totals</i>		\$113,262.14	\$150,387.73	\$192,000.00	\$216,500.00
<i>Transportation</i>					
6751	Travel	80.40	3,912.71	7,500.00	7,500.00
7557	Gasoline	6,072.95	9,396.10	10,000.00	10,000.00
<i>Transportation Totals</i>		\$6,153.35	\$13,308.81	\$17,500.00	\$17,500.00
<i>Consultant / Contracted Services</i>					
6860	Misc Contracted Services	66,047.51	10,146.49	12,000.00	13,000.00
<i>Consultant / Contracted Services Totals</i>		\$66,047.51	\$10,146.49	\$12,000.00	\$13,000.00
<i>Debt Payments</i>					
7065	Principal Capital Lease	.00	.00	10,000.00	3,660.00
7066	Interest Capital Lease	.00	.00	2,000.00	.00
<i>Debt Payments Totals</i>		\$0.00	\$0.00	\$12,000.00	\$3,660.00
<i>General Administration</i>					
7122	Other Expenses	1,559.76	659.79	4,000.00	2,000.00
<i>General Administration Totals</i>		\$1,559.76	\$659.79	\$4,000.00	\$2,000.00
<i>Public Service / Safety</i>					
7357	Fire Extinguisher Service	.00	.00	500.00	500.00
<i>Public Service / Safety Totals</i>		\$0.00	\$0.00	\$500.00	\$500.00
<i>Capital Outlay</i>					
7752	Capital Outlay - Computer Software	.00	8,163.96	.00	.00
7754	Capital Outlay - Equipment	.00	11,332.14	.00	.00
<i>Capital Outlay Totals</i>		\$0.00	\$19,496.10	\$0.00	\$0.00
Department 3500 - Emergency Services Totals		\$3,721,271.25	\$3,845,500.57	\$3,941,861.00	\$4,076,799.00
Department 3510 - Jail of Beaver County					
<i>Wages and Salaries</i>					
6006	Full Time Wages	3,835,377.03	3,973,469.67	4,006,722.00	4,196,250.00



Budget Worksheet Report

Budget Year 2024

Account	Account Description	2021 Actual Amount	2022 Actual Amount	2023 Adopted Budget	2024 Final
Fund 100 - General					
EXPENSE					
Department 3510 - Jail of Beaver County					
<i>Wages and Salaries</i>					
6007	Part Time Wages	262,389.67	257,256.37	400,000.00	250,000.00
6008	Other Wages - Temp / Season / Etc	12,654.18	7,822.40	10,000.00	2,000.00
<i>Wages and Salaries Totals</i>		\$4,110,420.88	\$4,238,548.44	\$4,416,722.00	\$4,448,250.00
<i>Premium Wages</i>					
6077	Contracted Sick & Vacation Buy Back	4,133.95	4,376.90	7,000.00	7,000.00
6078	Lump Sum Longevity Pay	3,250.00	3,250.00	3,250.00	3,250.00
6079	On-Call & Call Out Pay	357.40	385.40	500.00	500.00
6080	Overtime	1,239,667.15	1,307,232.57	715,750.00	715,750.00
6081	Premium Pay	51,023.80	47,898.49	45,000.00	45,000.00
<i>Premium Wages Totals</i>		\$1,298,432.30	\$1,363,143.36	\$771,500.00	\$771,500.00
<i>Fringe Benefits</i>					
6101	FICA	328,601.92	339,890.53	318,245.00	323,625.00
6102	Medicare	76,850.56	79,490.63	74,429.00	75,687.00
6104	Health	1,082,400.00	1,050,442.91	1,029,600.00	1,077,120.00
6105	Dental	40,913.10	40,152.69	41,058.00	42,984.00
6106	Vision	10,871.22	10,496.31	10,207.00	10,687.00
6107	Life	5,271.54	5,319.68	5,340.00	5,415.00
6108	Sick & Accident	15,913.70	15,258.62	14,652.00	16,428.00
<i>Fringe Benefits Totals</i>		\$1,560,822.04	\$1,541,051.37	\$1,493,531.00	\$1,551,946.00
<i>Fringe Benefits Other</i>					
6103	Retirement	565,480.34	396,571.99	565,481.00	565,481.00
6109	Workers Compensation	230,845.73	230,526.65	231,365.00	231,365.00
6110	Unemployment Compensation	15,236.69	15,368.89	.00	.00
6111	Waiver of Health Insurance	.00	5,134.41	3,750.00	18,000.00
<i>Fringe Benefits Other Totals</i>		\$811,562.76	\$647,601.94	\$800,596.00	\$814,846.00
<i>Personnel Expense</i>					
6202	Books and Subscriptions	224.00	65.00	250.00	250.00
6203	Training	4,636.04	2,335.50	5,000.00	5,000.00
6206	Uniform / Clothing	27,880.96	32,862.86	30,000.00	35,000.00
6209	Employee Physicals	5,206.00	6,720.00	6,000.00	6,000.00
<i>Personnel Expense Totals</i>		\$37,947.00	\$41,983.36	\$41,250.00	\$46,250.00



Budget Worksheet Report

Budget Year 2024

Account	Account Description	2021 Actual Amount	2022 Actual Amount	2023 Adopted Budget	2024 Final
Fund 100 - General					
EXPENSE					
Department 3510 - Jail of Beaver County					
Occupancy					
6405	Electric	164,193.71	163,098.11	170,000.00	180,000.00
6406	Gas	24,040.08	46,424.34	30,000.00	30,000.00
6407	Water	37,888.55	39,694.73	40,000.00	40,000.00
6408	Sewage	18,100.84	25,965.41	25,000.00	25,000.00
6409	Rubbish Removal	11,690.89	12,131.72	12,000.00	15,000.00
6413	Storage	4,455.74	4,452.24	5,000.00	6,000.00
<i>Occupancy Totals</i>		\$260,369.81	\$291,766.55	\$282,000.00	\$296,000.00
Communication					
6501	Telephone / Internet	15,178.93	15,630.27	17,000.00	17,000.00
6502	Cellular / Air Card Service	2,937.17	2,426.74	3,800.00	4,000.00
6503	Data Circuits	3,473.76	3,473.76	5,000.00	5,000.00
6504	Postage	745.24	266.51	1,000.00	1,000.00
<i>Communication Totals</i>		\$22,335.10	\$21,797.28	\$26,800.00	\$27,000.00
Supplies and Minor Equipment					
6414.1401	Repairs & Maintenance - Buildings	56,071.86	141,112.19	50,000.00	60,000.00
6414.1404	Repairs & Maintenance - Equipment	39,134.07	25,747.54	50,000.00	60,000.00
6414.1405	Repairs & Maintenance - Vehicles	533.62	223.46	1,000.00	1,500.00
6601.1600	Supplies - Building	40,877.35	40,044.03	45,000.00	45,000.00
6601.1601	Supplies - Medical	23,103.00	10,261.12	20,000.00	15,000.00
6601.1606	Supplies - Maintenance	9,707.15	8,454.90	15,000.00	15,000.00
6601.1607	Supplies - Other	16,594.91	19,150.46	18,000.00	18,000.00
6602	Minor Equipment Purchases	.00	3,225.88	2,500.00	2,500.00
6606	Maintenance Agreements	7,673.91	6,722.00	10,000.00	10,000.00
<i>Supplies and Minor Equipment Totals</i>		\$193,695.87	\$254,941.58	\$211,500.00	\$227,000.00
Transportation					
6751	Travel	.00	1,562.20	2,500.00	2,500.00
7557	Gasoline	2,788.86	2,443.98	.00	2,500.00
<i>Transportation Totals</i>		\$2,788.86	\$4,006.18	\$2,500.00	\$5,000.00
Consultant / Contracted Services					
6860	Misc Contracted Services	55,000.00	50,416.67	55,000.00	55,000.00
<i>Consultant / Contracted Services Totals</i>		\$55,000.00	\$50,416.67	\$55,000.00	\$55,000.00



Budget Worksheet Report

Budget Year 2024

Account	Account Description	2021 Actual Amount	2022 Actual Amount	2023 Adopted Budget	2024 Final
Fund 100 - General					
EXPENSE					
Department 3510 - Jail of Beaver County					
<i>Public Service / Safety</i>					
7358	Food	494,266.41	563,657.86	550,000.00	595,000.00
7359	Housekeeping	86,868.59	107,388.25	100,000.00	100,000.00
7360	Inmates Clothing	28,406.75	72,840.57	70,000.00	70,000.00
7362	Medical Costs	924,088.28	894,145.99	950,000.00	998,000.00
<i>Public Service / Safety Totals</i>		\$1,533,630.03	\$1,638,032.67	\$1,670,000.00	\$1,763,000.00
<i>Capital Outlay</i>					
7754	Capital Outlay - Equipment	143,816.50	.00	.00	.00
<i>Capital Outlay Totals</i>		\$143,816.50	\$0.00	\$0.00	\$0.00
Department 3510 - Jail of Beaver County Totals		\$10,030,821.15	\$10,093,289.40	\$9,771,399.00	\$10,005,792.00
Department 3525 - DUI Program					
<i>Wages and Salaries</i>					
6006	Full Time Wages	99,270.74	98,088.18	115,882.00	137,617.00
<i>Wages and Salaries Totals</i>		\$99,270.74	\$98,088.18	\$115,882.00	\$137,617.00
<i>Premium Wages</i>					
6077	Contracted Sick & Vacation Buy Back	1,321.68	1,519.88	1,500.00	1,500.00
6079	On-Call & Call Out Pay	2,193.20	980.27	900.00	900.00
6080	Overtime	18,787.40	18,384.62	15,500.00	7,500.00
6081	Premium Pay	2,401.28	4,698.73	2,100.00	2,100.00
<i>Premium Wages Totals</i>		\$24,703.56	\$25,583.50	\$20,000.00	\$12,000.00
<i>Fringe Benefits</i>					
6101	FICA	7,456.58	7,445.00	8,264.00	9,277.00
6102	Medicare	1,743.90	1,741.10	1,933.00	2,170.00
6104	Health	31,024.69	27,490.79	34,532.00	31,680.00
6105	Dental	1,187.17	1,067.92	1,399.00	1,284.00
6106	Vision	312.30	276.71	348.00	348.00
6107	Life	145.20	128.63	144.00	144.00
6108	Sick & Accident	438.03	369.05	429.00	429.00
<i>Fringe Benefits Totals</i>		\$42,307.87	\$38,519.20	\$47,049.00	\$45,332.00
<i>Fringe Benefits Other</i>					
6103	Retirement	11,894.60	13,708.62	11,895.00	11,895.00
6109	Workers Compensation	4,673.72	4,594.12	6,000.00	6,000.00
<i>Fringe Benefits Other Totals</i>		\$16,568.32	\$18,302.74	\$17,895.00	\$17,895.00



Budget Worksheet Report

Budget Year 2024

Account	Account Description	2021 Actual Amount	2022 Actual Amount	2023 Adopted Budget	2024 Final
Fund 100 - General					
EXPENSE					
Department 3525 - DUI Program					
<i>Personnel Expense</i>					
6203	Training	637.92	300.51	2,000.00	2,000.00
<i>Personnel Expense Totals</i>		\$637.92	\$300.51	\$2,000.00	\$2,000.00
<i>Occupancy</i>					
6401	Rent	1,800.00	1,800.00	1,800.00	1,800.00
<i>Occupancy Totals</i>		\$1,800.00	\$1,800.00	\$1,800.00	\$1,800.00
<i>Communication</i>					
6506	Printing	30.00	.00	500.00	500.00
<i>Communication Totals</i>		\$30.00	\$0.00	\$500.00	\$500.00
<i>Supplies and Minor Equipment</i>					
6601.1603	Supplies - Program	1,000.00	.00	1,500.00	500.00
<i>Supplies and Minor Equipment Totals</i>		\$1,000.00	\$0.00	\$1,500.00	\$500.00
<i>Transportation</i>					
6751	Travel	28.00	118.02	1,500.00	500.00
<i>Transportation Totals</i>		\$28.00	\$118.02	\$1,500.00	\$500.00
<i>Consultant / Contracted Services</i>					
6860	Misc Contracted Services	4,300.00	3,500.00	4,000.00	4,000.00
<i>Consultant / Contracted Services Totals</i>		\$4,300.00	\$3,500.00	\$4,000.00	\$4,000.00
<i>Other Financing Uses</i>					
7801	Operating Transfers Out	46,800.06	28,787.00	100,000.00	50,000.00
<i>Other Financing Uses Totals</i>		\$46,800.06	\$28,787.00	\$100,000.00	\$50,000.00
Department 3525 - DUI Program Totals		\$237,446.47	\$214,999.15	\$312,126.00	\$272,144.00
Department 3530 - Adult Probation					
Sub-Department 024 - Adult Probation					
<i>Wages and Salaries</i>					
6006	Full Time Wages	1,798,815.07	1,699,530.28	1,734,022.00	1,870,307.00
<i>Wages and Salaries Totals</i>		\$1,798,815.07	\$1,699,530.28	\$1,734,022.00	\$1,870,307.00
<i>Premium Wages</i>					
6077	Contracted Sick & Vacation Buy Back	20,258.37	17,816.04	20,000.00	20,000.00
6078	Lump Sum Longevity Pay	1,000.00	250.00	1,000.00	1,000.00
6079	On-Call & Call Out Pay	26,500.66	25,705.88	28,000.00	28,000.00
6080	Overtime	17,220.91	10,169.39	15,000.00	10,000.00
6081	Premium Pay	101.11	3,336.82	750.00	750.00
<i>Premium Wages Totals</i>		\$65,081.05	\$57,278.13	\$64,750.00	\$59,750.00



Budget Worksheet Report

Budget Year 2024

Account	Account Description	2021 Actual Amount	2022 Actual Amount	2023 Adopted Budget	2024 Final
Fund 100	General				
EXPENSE					
Department 3530 - Adult Probation					
Sub-Department 024 - Adult Probation					
<i>Fringe Benefits</i>					
6101	FICA	112,886.18	106,286.53	110,176.00	119,664.00
6102	Medicare	26,400.90	24,857.43	25,767.00	27,986.00
6104	Health	418,139.97	408,682.23	412,474.00	426,888.00
6105	Dental	16,000.22	16,315.07	17,346.00	17,346.00
6106	Vision	4,210.00	4,234.38	4,312.00	4,312.00
6107	Life	2,106.01	2,080.30	2,154.00	2,154.00
6108	Sick & Accident	6,351.04	5,956.74	6,447.00	6,447.00
<i>Fringe Benefits Totals</i>		\$586,094.32	\$568,412.68	\$578,676.00	\$604,797.00
<i>Fringe Benefits Other</i>					
6103	Retirement	196,411.65	130,076.87	196,412.00	196,412.00
6109	Workers Compensation	58,715.30	60,879.84	72,000.00	64,000.00
6111	Waiver of Health Insurance	5,999.76	7,095.87	6,300.00	9,000.00
<i>Fringe Benefits Other Totals</i>		\$261,126.71	\$198,052.58	\$274,712.00	\$269,412.00
<i>Personnel Expense</i>					
6201	Dues / Memberships	105.00	105.00	1,000.00	500.00
6202	Books and Subscriptions	4,061.92	5,508.09	4,800.00	2,000.00
6203	Training	1,190.00	3,847.00	4,000.00	4,000.00
6206	Uniform / Clothing	1,517.86	1,855.90	3,000.00	3,000.00
6209	Employee Physicals	680.00	370.50	1,000.00	1,000.00
<i>Personnel Expense Totals</i>		\$7,554.78	\$11,686.49	\$13,800.00	\$10,500.00
<i>Occupancy</i>					
6413	Storage	14,400.00	14,400.00	14,400.00	15,000.00
<i>Occupancy Totals</i>		\$14,400.00	\$14,400.00	\$14,400.00	\$15,000.00
<i>Communication</i>					
6501	Telephone / Internet	.00	.00	2,500.00	2,500.00
6504	Postage	3,197.19	3,113.45	4,200.00	4,200.00
<i>Communication Totals</i>		\$3,197.19	\$3,113.45	\$6,700.00	\$6,700.00
<i>Supplies and Minor Equipment</i>					
6414.1405	Repairs & Maintenance - Vehicles	25.00	143.67	4,000.00	3,000.00
6601.1607	Supplies - Other	6,796.27	5,918.97	6,500.00	6,500.00
6602	Minor Equipment Purchases	5,958.66	4,952.21	9,000.00	9,000.00



Budget Worksheet Report

Budget Year 2024

Account	Account Description	2021 Actual Amount	2022 Actual Amount	2023 Adopted Budget	2024 Final
Fund 100	General				
EXPENSE					
Department 3530 - Adult Probation					
Sub-Department 024 - Adult Probation					
<i>Supplies and Minor Equipment</i>					
6603	Equipment Rental	968.00	1,196.50	1,200.00	1,200.00
6606	Maintenance Agreements	16,427.85	20,783.47	24,000.00	20,000.00
<i>Supplies and Minor Equipment Totals</i>		\$30,175.78	\$32,994.82	\$44,700.00	\$39,700.00
<i>Transportation</i>					
6751	Travel	1,632.86	2,655.25	7,000.00	7,000.00
7557	Gasoline	155.65	695.51	3,000.00	2,500.00
<i>Transportation Totals</i>		\$1,788.51	\$3,350.76	\$10,000.00	\$9,500.00
<i>Judicial / Courts</i>					
7251	Adult Payments	2,575.00	3,804.60	6,000.00	6,000.00
<i>Judicial / Courts Totals</i>		\$2,575.00	\$3,804.60	\$6,000.00	\$6,000.00
Sub-Department 024 - Adult Probation Totals		\$2,770,808.41	\$2,592,623.79	\$2,747,760.00	\$2,891,666.00
Sub-Department 025 - Intermediate Punishment					
<i>Wages and Salaries</i>					
6006	Full Time Wages	365,185.58	455,518.74	338,666.00	354,765.00
<i>Wages and Salaries Totals</i>		\$365,185.58	\$455,518.74	\$338,666.00	\$354,765.00
<i>Premium Wages</i>					
6077	Contracted Sick & Vacation Buy Back	1,202.19	1,739.45	2,000.00	2,000.00
6078	Lump Sum Longevity Pay	1,000.00	1,000.00	1,000.00	1,000.00
6079	On-Call & Call Out Pay	2,173.05	2,937.67	2,000.00	2,000.00
6080	Overtime	109.77	127.42	100.00	100.00
6081	Premium Pay	23.30	580.04	100.00	100.00
<i>Premium Wages Totals</i>		\$4,508.31	\$6,384.58	\$5,200.00	\$5,200.00
<i>Fringe Benefits</i>					
6101	FICA	22,225.05	27,837.48	21,246.00	22,318.00
6102	Medicare	5,197.79	6,510.38	4,969.00	5,220.00
6104	Health	85,535.98	89,333.37	70,488.00	54,648.00
6105	Dental	3,273.00	3,474.73	2,853.00	4,139.00
6106	Vision	861.24	899.48	709.00	1,029.00
6107	Life	400.44	442.94	404.00	554.00
6108	Sick & Accident	1,208.79	1,276.07	1,209.00	1,653.00
<i>Fringe Benefits Totals</i>		\$118,702.29	\$129,774.45	\$101,878.00	\$89,561.00



Budget Worksheet Report

Budget Year 2024

Account	Account Description	2021 Actual Amount	2022 Actual Amount	2023 Adopted Budget	2024 Final
Fund 100 - General					
EXPENSE					
Department 3530 - Adult Probation					
Sub-Department 025 - Intermediate Punishment					
<i>Fringe Benefits Other</i>					
6103	Retirement	37,941.23	25,942.25	37,942.00	37,942.00
6109	Workers Compensation	5,090.11	10,338.67	9,000.00	17,000.00
6111	Waiver of Health Insurance	.00	1,326.87	900.00	6,000.00
<i>Fringe Benefits Other Totals</i>		\$43,031.34	\$37,607.79	\$47,842.00	\$60,942.00
<i>Personnel Expense</i>					
6201	Dues / Memberships	150.00	.00	250.00	.00
6203	Training	40.00	.00	.00	.00
6206	Uniform / Clothing	702.00	80.00	400.00	.00
<i>Personnel Expense Totals</i>		\$892.00	\$80.00	\$650.00	\$0.00
<i>Occupancy</i>					
6401	Rent	43,798.70	45,316.94	48,000.00	48,000.00
6403	Custodial Services	12,240.40	11,938.92	20,000.00	15,000.00
6405	Electric	5,310.24	6,418.59	9,000.00	9,000.00
6406	Gas	1,519.38	1,894.08	2,900.00	2,500.00
6407	Water	911.33	900.32	2,000.00	1,500.00
6408	Sewage	81.94	78.75	550.00	500.00
6409	Rubbish Removal	731.37	758.52	1,100.00	1,100.00
<i>Occupancy Totals</i>		\$64,593.36	\$67,306.12	\$83,550.00	\$77,600.00
<i>Communication</i>					
6501	Telephone / Internet	1,769.82	1,533.83	2,000.00	2,000.00
6502	Cellular / Air Card Service	7,544.81	8,178.43	9,000.00	10,000.00
6503	Data Circuits	5,210.64	5,210.64	7,500.00	7,500.00
6504	Postage	5.06	171.10	500.00	500.00
<i>Communication Totals</i>		\$14,530.33	\$15,094.00	\$19,000.00	\$20,000.00
<i>Supplies and Minor Equipment</i>					
6414.1401	Repairs & Maintenance - Buildings	2,313.22	3,711.63	8,000.00	8,000.00
6601.1607	Supplies - Other	2,798.80	3,325.44	4,000.00	4,000.00
6602	Minor Equipment Purchases	8.01	8.48	2,000.00	2,000.00
6603	Equipment Rental	168,205.92	183,168.10	230,000.00	250,000.00
6606	Maintenance Agreements	2,715.97	2,818.03	4,000.00	4,000.00
<i>Supplies and Minor Equipment Totals</i>		\$176,041.92	\$193,031.68	\$248,000.00	\$268,000.00



Budget Worksheet Report

Budget Year 2024

Account	Account Description	2021 Actual Amount	2022 Actual Amount	2023 Adopted Budget	2024 Final
Fund 100 - General					
EXPENSE					
Department 3530 - Adult Probation					
Sub-Department 025 - Intermediate Punishment					
<i>Transportation</i>					
6751	Travel	514.38	.00	1,500.00	.00
<i>Transportation Totals</i>		<u>\$514.38</u>	<u>\$0.00</u>	<u>\$1,500.00</u>	<u>\$0.00</u>
<i>Consultant / Contracted Services</i>					
6860	Misc Contracted Services	1,539.49	2,994.48	3,500.00	3,500.00
<i>Consultant / Contracted Services Totals</i>		<u>\$1,539.49</u>	<u>\$2,994.48</u>	<u>\$3,500.00</u>	<u>\$3,500.00</u>
<i>General Administration</i>					
7122	Other Expenses	2,243.95	2,600.00	3,000.00	3,000.00
<i>General Administration Totals</i>		<u>\$2,243.95</u>	<u>\$2,600.00</u>	<u>\$3,000.00</u>	<u>\$3,000.00</u>
Sub-Department 025 - Intermediate Punishment Totals		<u>\$791,782.95</u>	<u>\$910,391.84</u>	<u>\$852,786.00</u>	<u>\$882,568.00</u>
Sub-Department 038 - PCCD IP Grant 28655					
<i>Wages and Salaries</i>					
6006	Full Time Wages	40,869.24	43,855.49	45,156.00	46,630.00
<i>Wages and Salaries Totals</i>		<u>\$40,869.24</u>	<u>\$43,855.49</u>	<u>\$45,156.00</u>	<u>\$46,630.00</u>
<i>Premium Wages</i>					
6077	Contracted Sick & Vacation Buy Back	790.74	895.44	.00	.00
6079	On-Call & Call Out Pay	778.84	1,169.99	1,000.00	.00
6080	Overtime	.00	33.73	.00	.00
6081	Premium Pay	16.19	18.95	.00	.00
<i>Premium Wages Totals</i>		<u>\$1,585.77</u>	<u>\$2,118.11</u>	<u>\$1,000.00</u>	<u>\$0.00</u>
<i>Fringe Benefits</i>					
6101	FICA	2,548.96	2,754.89	2,940.00	2,892.00
6102	Medicare	596.14	644.27	688.00	677.00
6104	Health	9,504.02	9,504.01	9,504.00	9,504.00
6105	Dental	363.72	369.03	385.00	385.00
6106	Vision	95.64	95.64	96.00	96.00
6107	Life	44.52	44.52	45.00	45.00
6108	Sick & Accident	134.31	127.65	134.00	134.00
<i>Fringe Benefits Totals</i>		<u>\$13,287.31</u>	<u>\$13,540.01</u>	<u>\$13,792.00</u>	<u>\$13,733.00</u>
<i>Fringe Benefits Other</i>					
6103	Retirement	4,367.48	2,940.76	4,368.00	.00
6109	Workers Compensation	1,890.40	2,024.98	2,500.00	2,500.00



Budget Worksheet Report

Budget Year 2024

Account	Account Description	2021 Actual Amount	2022 Actual Amount	2023 Adopted Budget	2024 Final
Fund 100 - General					
EXPENSE					
Department 3530 - Adult Probation					
Sub-Department 038 - PCCD IP Grant 28655					
<i>Fringe Benefits Other</i>					
	<i>Fringe Benefits Other Totals</i>	\$6,257.88	\$4,965.74	\$6,868.00	\$2,500.00
<i>Supplies and Minor Equipment</i>					
6603	Equipment Rental	16,164.37	27,393.00	29,200.00	.00
	<i>Supplies and Minor Equipment Totals</i>	\$16,164.37	\$27,393.00	\$29,200.00	\$0.00
<i>Judicial / Courts</i>					
7268	D&A Assessments	39,235.00	40,205.00	40,000.00	.00
	<i>Judicial / Courts Totals</i>	\$39,235.00	\$40,205.00	\$40,000.00	\$0.00
	Sub-Department 038 - PCCD IP Grant 28655 Totals	\$117,399.57	\$132,077.35	\$136,016.00	\$62,863.00
	Department 3530 - Adult Probation Totals	\$3,679,990.93	\$3,635,092.98	\$3,736,562.00	\$3,837,097.00
Department 3540 - Juvenile Probation					
Sub-Department 026 - Court Services					
<i>Wages and Salaries</i>					
6006	Full Time Wages	1,640,328.15	1,683,141.56	1,715,144.00	1,718,461.00
	<i>Wages and Salaries Totals</i>	\$1,640,328.15	\$1,683,141.56	\$1,715,144.00	\$1,718,461.00
<i>Premium Wages</i>					
6077	Contracted Sick & Vacation Buy Back	22,843.83	18,744.74	15,000.00	20,000.00
6078	Lump Sum Longevity Pay	1,250.00	1,250.00	1,250.00	1,500.00
6079	On-Call & Call Out Pay	30,637.69	30,467.15	30,785.00	30,785.00
6080	Overtime	11,560.42	24,288.34	14,000.00	20,000.00
6081	Premium Pay	1.45	622.45	.00	.00
	<i>Premium Wages Totals</i>	\$66,293.39	\$75,372.68	\$61,035.00	\$72,285.00
<i>Fringe Benefits</i>					
6101	FICA	102,958.30	106,400.23	109,116.00	111,027.00
6102	Medicare	24,078.95	24,883.92	25,519.00	25,966.00
6104	Health	380,215.15	356,093.35	364,320.00	348,480.00
6105	Dental	14,536.72	14,303.17	15,395.00	15,343.00
6106	Vision	3,984.62	3,867.19	3,987.00	3,971.00
6107	Life	1,846.86	1,804.38	1,854.00	1,809.00
6108	Sick & Accident	5,572.36	5,165.21	5,550.00	5,394.00
	<i>Fringe Benefits Totals</i>	\$533,192.96	\$512,517.45	\$525,741.00	\$511,990.00



Budget Worksheet Report

Budget Year 2024

Account	Account Description	2021 Actual Amount	2022 Actual Amount	2023 Adopted Budget	2024 Final
Fund 100	General				
EXPENSE					
Department 3540 - Juvenile Probation					
Sub-Department 026 - Court Services					
<i>Fringe Benefits Other</i>					
6103	Retirement	179,210.31	124,232.46	179,211.00	179,211.00
6109	Workers Compensation	54,449.40	56,988.10	76,000.00	76,000.00
6110	Unemployment Compensation	(7,867.80)	.00	.00	.00
6111	Waiver of Health Insurance	2,999.88	5,653.62	5,400.00	9,000.00
<i>Fringe Benefits Other Totals</i>		\$228,791.79	\$186,874.18	\$260,611.00	\$264,211.00
<i>Personnel Expense</i>					
6201	Dues / Memberships	350.00	.00	500.00	500.00
6202	Books and Subscriptions	549.60	431.90	1,300.00	1,300.00
6203	Training	.00	.00	1,500.00	1,500.00
6206	Uniform / Clothing	1,027.00	1,401.00	2,500.00	2,500.00
6209	Employee Physicals	98.00	388.50	150.00	150.00
<i>Personnel Expense Totals</i>		\$2,024.60	\$2,221.40	\$5,950.00	\$5,950.00
<i>Occupancy</i>					
6413	Storage	191.52	185.58	1,500.00	1,000.00
<i>Occupancy Totals</i>		\$191.52	\$185.58	\$1,500.00	\$1,000.00
<i>Communication</i>					
6501	Telephone / Internet	.00	.00	2,500.00	2,500.00
6502	Cellular / Air Card Service	2,944.58	5,732.81	5,000.00	10,000.00
6504	Postage	2,885.13	4,044.36	5,000.00	5,000.00
<i>Communication Totals</i>		\$5,829.71	\$9,777.17	\$12,500.00	\$17,500.00
<i>Supplies and Minor Equipment</i>					
6414.1404	Repairs & Maintenance - Equipment	.00	205.00	600.00	600.00
6414.1405	Repairs & Maintenance - Vehicles	164.21	1,878.72	1,500.00	1,500.00
6601.1607	Supplies - Other	9,488.70	7,921.74	7,500.00	8,000.00
6602	Minor Equipment Purchases	3,129.09	2,474.71	5,000.00	5,000.00
6606	Maintenance Agreements	2,677.91	2,352.38	3,600.00	3,600.00
<i>Supplies and Minor Equipment Totals</i>		\$15,459.91	\$14,832.55	\$18,200.00	\$18,700.00
<i>Transportation</i>					
6751	Travel	3,281.40	3,739.28	16,000.00	16,000.00
7557	Gasoline	397.62	2,376.46	2,500.00	2,500.00
<i>Transportation Totals</i>		\$3,679.02	\$6,115.74	\$18,500.00	\$18,500.00



Budget Worksheet Report

Budget Year 2024

Account	Account Description	2021 Actual Amount	2022 Actual Amount	2023 Adopted Budget	2024 Final
Fund 100 - General					
EXPENSE					
Department 3540 - Juvenile Probation					
Sub-Department 026 - Court Services					
<i>Consultant / Contracted Services</i>					
6853	Legal	94,962.52	63,601.12	120,000.00	120,000.00
6860	Misc Contracted Services	59,732.54	68,237.58	78,000.00	78,000.00
7259	Juvenile Payments	548,580.67	308,443.05	900,000.00	900,000.00
7267	Drug Testing Equipment	500.00	500.00	1,500.00	1,500.00
<i>Consultant / Contracted Services Totals</i>		\$703,775.73	\$440,781.75	\$1,099,500.00	\$1,099,500.00
<i>General Administration</i>					
7122	Other Expenses	.00	.00	500.00	500.00
<i>General Administration Totals</i>		\$0.00	\$0.00	\$500.00	\$500.00
<i>Judicial / Courts</i>					
7261	Offenders Supervisory Expense	2,803.45	4,183.80	15,000.00	20,000.00
7263	Juvenile Detention	72,997.97	60,460.99	200,000.00	200,000.00
7266	Juvenile Shelter	75,691.38	40,051.19	250,000.00	250,000.00
<i>Judicial / Courts Totals</i>		\$151,492.80	\$104,695.98	\$465,000.00	\$470,000.00
Sub-Department 026 - Court Services Totals		\$3,351,059.58	\$3,036,516.04	\$4,184,181.00	\$4,198,597.00
Department 3540 - Juvenile Probation Totals		\$3,351,059.58	\$3,036,516.04	\$4,184,181.00	\$4,198,597.00
Department 3545 - UAD Program					
<i>Premium Wages</i>					
6080	Overtime	695.63	.00	.00	.00
<i>Premium Wages Totals</i>		\$695.63	\$0.00	\$0.00	\$0.00
<i>Fringe Benefits</i>					
6101	FICA	42.03	.00	.00	.00
6102	Medicare	9.83	.00	.00	.00
<i>Fringe Benefits Totals</i>		\$51.86	\$0.00	\$0.00	\$0.00
<i>Fringe Benefits Other</i>					
6103	Retirement	.00	.00	179.00	.00
6109	Workers Compensation	.00	.00	252.00	.00
<i>Fringe Benefits Other Totals</i>		\$0.00	\$0.00	\$431.00	\$0.00
<i>Occupancy</i>					
6401	Rent	.00	.00	1,800.00	.00
<i>Occupancy Totals</i>		\$0.00	\$0.00	\$1,800.00	\$0.00
<i>Communication</i>					
6506	Printing	.00	.00	100.00	.00



Budget Worksheet Report

Budget Year 2024

Account	Account Description	2021 Actual Amount	2022 Actual Amount	2023 Adopted Budget	2024 Final
Fund 100 - General					
EXPENSE					
Department 3545 - UAD Program					
Communication					
<i>Communication Totals</i>		\$0.00	\$0.00	\$100.00	\$0.00
<i>Supplies and Minor Equipment</i>					
6601.1603	Supplies - Program	.00	.00	100.00	.00
6602	Minor Equipment Purchases	.00	.00	100.00	.00
<i>Supplies and Minor Equipment Totals</i>		\$0.00	\$0.00	\$200.00	\$0.00
<i>Other Financing Uses</i>					
7801	Operating Transfers Out	514.81	.00	.00	.00
<i>Other Financing Uses Totals</i>		\$514.81	\$0.00	\$0.00	\$0.00
Department 3545 - UAD Program Totals		\$1,262.30	\$0.00	\$2,531.00	\$0.00
Department 3546 - Positive Transition: Educational					
Wages and Salaries					
6006	Full Time Wages	.00	239.98	500.00	500.00
<i>Wages and Salaries Totals</i>		\$0.00	\$239.98	\$500.00	\$500.00
<i>Premium Wages</i>					
6080	Overtime	2,735.88	4,633.93	5,200.00	5,200.00
<i>Premium Wages Totals</i>		\$2,735.88	\$4,633.93	\$5,200.00	\$5,200.00
<i>Fringe Benefits</i>					
6101	FICA	164.96	293.55	354.00	354.00
6102	Medicare	38.59	68.66	83.00	83.00
6104	Health	946.04	1,354.45	1,200.00	.00
6105	Dental	36.20	52.63	.00	53.00
6106	Vision	9.53	13.63	14.00	16.00
6107	Life	4.44	6.34	12.00	12.00
6108	Sick & Accident	13.26	18.98	20.00	22.00
<i>Fringe Benefits Totals</i>		\$1,213.02	\$1,808.24	\$1,683.00	\$540.00
<i>Fringe Benefits Other</i>					
6103	Retirement	277.97	248.96	278.00	278.00
6109	Workers Compensation	.00	.00	269.00	269.00
<i>Fringe Benefits Other Totals</i>		\$277.97	\$248.96	\$547.00	\$547.00
<i>Communication</i>					
6506	Printing	1,545.00	750.00	2,000.00	2,000.00
<i>Communication Totals</i>		\$1,545.00	\$750.00	\$2,000.00	\$2,000.00



Budget Worksheet Report

Budget Year 2024

Account	Account Description	2021 Actual Amount	2022 Actual Amount	2023 Adopted Budget	2024 Final
Fund 100 - General					
EXPENSE					
Department 3546 - Positive Transition: Educational					
<i>Supplies and Minor Equipment</i>					
6601.1607	Supplies - Other	292.10	77.31	1,500.00	1,500.00
<i>Supplies and Minor Equipment Totals</i>		\$292.10	\$77.31	\$1,500.00	\$1,500.00
<i>Other Financing Uses</i>					
7801	Operating Transfers Out	8,731.03	6,046.58	.00	8,517.00
<i>Other Financing Uses Totals</i>		\$8,731.03	\$6,046.58	\$0.00	\$8,517.00
Department 3546 - Positive Transition: Educational Totals		\$14,795.00	\$13,805.00	\$11,430.00	\$18,804.00
Department 4000 - Beaver County Transit Authority					
<i>Subsidies</i>					
6302	Transit Authority Subsidy	700,000.00	700,000.00	800,000.00	800,000.00
<i>Subsidies Totals</i>		\$700,000.00	\$700,000.00	\$800,000.00	\$800,000.00
<i>Contra Revenue Accounts</i>					
7853	Pass-Thru BCTA	2,044,417.00	2,267,695.00	2,200,000.00	2,200,000.00
<i>Contra Revenue Accounts Totals</i>		\$2,044,417.00	\$2,267,695.00	\$2,200,000.00	\$2,200,000.00
Department 4000 - Beaver County Transit Authority Totals		\$2,744,417.00	\$2,967,695.00	\$3,000,000.00	\$3,000,000.00
Department 4550 - Department of Public Works					
Sub-Department 028 - General					
<i>Wages and Salaries</i>					
6006	Full Time Wages	1,620,203.05	1,661,049.56	1,731,661.00	1,806,908.00
6007	Part Time Wages	619.44	.00	.00	.00
6008	Other Wages - Temp / Season / Etc	.00	17,184.00	17,280.00	17,280.00
<i>Wages and Salaries Totals</i>		\$1,620,822.49	\$1,678,233.56	\$1,748,941.00	\$1,824,188.00
<i>Premium Wages</i>					
6077	Contracted Sick & Vacation Buy Back	1,370.16	600.00	5,000.00	5,000.00
6078	Lump Sum Longevity Pay	250.00	500.00	250.00	250.00
6079	On-Call & Call Out Pay	77.43	1,801.97	200.00	200.00
6080	Overtime	(4,140.26)	6,959.66	40,000.00	40,000.00
6081	Premium Pay	3,394.82	3,546.96	3,500.00	3,500.00
<i>Premium Wages Totals</i>		\$952.15	\$13,408.59	\$48,950.00	\$48,950.00
<i>Fringe Benefits</i>					
6101	FICA	101,720.16	106,079.79	110,927.00	116,135.00
6102	Medicare	23,789.49	24,808.98	25,943.00	27,161.00
6104	Health	387,088.46	406,384.56	424,829.00	411,840.00



Budget Worksheet Report

Budget Year 2024

Account	Account Description	2021 Actual Amount	2022 Actual Amount	2023 Adopted Budget	2024 Final
Fund 100 - General					
EXPENSE					
Department 4550 - Department of Public Works					
Sub-Department 028 - General					
<i>Fringe Benefits</i>					
6105	Dental	14,812.03	15,786.38	17,205.00	16,563.00
6106	Vision	3,897.26	4,091.56	4,277.00	4,117.00
6107	Life	2,107.23	2,093.26	2,138.00	2,138.00
6108	Sick & Accident	6,352.43	6,007.19	6,398.00	6,398.00
<i>Fringe Benefits Totals</i>		\$539,767.06	\$565,251.72	\$591,717.00	\$584,352.00
<i>Fringe Benefits Other</i>					
6103	Retirement	163,571.42	126,483.08	163,572.00	163,572.00
6109	Workers Compensation	106,109.92	110,167.31	118,525.00	118,525.00
6111	Waiver of Health Insurance	5,999.76	4,384.44	4,050.00	9,000.00
<i>Fringe Benefits Other Totals</i>		\$275,681.10	\$241,034.83	\$286,147.00	\$291,097.00
<i>Personnel Expense</i>					
6206	Uniform / Clothing	4,357.98	1,254.02	900.00	900.00
6209	Employee Physicals	181.85	185.35	1,600.00	1,600.00
<i>Personnel Expense Totals</i>		\$4,539.83	\$1,439.37	\$2,500.00	\$2,500.00
<i>Occupancy</i>					
6405	Electric	9,036.10	9,786.77	16,065.00	16,065.00
6407	Water	548.28	503.97	583.00	600.00
6410	Heating Fuel	20,244.36	36,186.84	35,000.00	35,000.00
<i>Occupancy Totals</i>		\$29,828.74	\$46,477.58	\$51,648.00	\$51,665.00
<i>Communication</i>					
6501	Telephone / Internet	1,432.66	1,443.18	1,500.00	1,500.00
6502	Cellular / Air Card Service	4,958.88	5,305.75	7,000.00	7,000.00
6503	Data Circuits	1,736.88	1,736.88	2,800.00	2,800.00
6504	Postage	7.56	49.10	50.00	50.00
<i>Communication Totals</i>		\$8,135.98	\$8,534.91	\$11,350.00	\$11,350.00
<i>Supplies and Minor Equipment</i>					
6414.1401	Repairs & Maintenance - Buildings	.00	10,485.72	25,000.00	25,000.00
6414.1404	Repairs & Maintenance - Equipment	4,745.26	5,993.32	6,000.00	6,000.00
6414.1405	Repairs & Maintenance - Vehicles	9,959.90	13,779.27	15,000.00	15,000.00
6601.1606	Supplies - Maintenance	4,998.97	6,282.54	6,000.00	6,000.00
6601.1607	Supplies - Other	1,781.74	2,990.33	2,000.00	2,200.00



Budget Worksheet Report

Budget Year 2024

Account	Account Description	2021 Actual Amount	2022 Actual Amount	2023 Adopted Budget	2024 Final
Fund 100 - General					
EXPENSE					
Department 4550 - Department of Public Works					
Sub-Department 028 - General					
<i>Supplies and Minor Equipment</i>					
6602	Minor Equipment Purchases	6,798.41	9,229.95	10,000.00	10,000.00
6603	Equipment Rental	5,603.55	3,629.39	6,000.00	6,000.00
<i>Supplies and Minor Equipment Totals</i>		\$33,887.83	\$52,390.52	\$70,000.00	\$70,200.00
<i>Transportation</i>					
7557	Gasoline	45,473.13	79,059.35	62,000.00	62,000.00
<i>Transportation Totals</i>		\$45,473.13	\$79,059.35	\$62,000.00	\$62,000.00
<i>General Administration</i>					
7122	Other Expenses	1,496.52	782.63	1,500.00	1,500.00
<i>General Administration Totals</i>		\$1,496.52	\$782.63	\$1,500.00	\$1,500.00
Sub-Department 028 - General Totals		\$2,560,584.83	\$2,686,613.06	\$2,874,753.00	\$2,947,802.00
Sub-Department 029 - Buildings and Grounds					
<i>Occupancy</i>					
6403	Custodial Services	186,312.23	172,039.63	180,000.00	180,000.00
6405	Electric	253,711.25	250,103.14	344,000.00	344,000.00
6406	Gas	57,099.84	39,293.42	67,000.00	67,000.00
6407	Water	9,898.53	10,335.52	11,170.00	12,000.00
6408	Sewage	8,889.21	9,648.71	18,230.00	17,000.00
6413	Storage	192.48	382.48	200.00	200.00
<i>Occupancy Totals</i>		\$516,103.54	\$481,802.90	\$620,600.00	\$620,200.00
<i>Communication</i>					
6507	Advertising	2,894.26	.00	5,000.00	5,000.00
<i>Communication Totals</i>		\$2,894.26	\$0.00	\$5,000.00	\$5,000.00
<i>Supplies and Minor Equipment</i>					
6414.1401	Repairs & Maintenance - Buildings	38,936.30	24,214.12	27,500.00	27,500.00
6414.1403	Repairs & Maintenance - DJ Offices	7,122.24	6,957.04	25,000.00	25,000.00
6414.1404	Repairs & Maintenance - Equipment	100,386.56	42,956.00	35,000.00	35,000.00
6414.1406	Repairs & Maintenance - Miscellaneous Assets	4,000.00	4,000.00	6,200.00	7,000.00
6414.1407	Repairs & Maintenance - Darlington	.00	5,025.00	5,000.00	5,000.00
6414.1408	Repairs & Maintenance - Courthouse Cafe	.00	.00	1,000.00	3,000.00
6602	Minor Equipment Purchases	5,156.19	11,307.07	13,000.00	12,000.00
6606	Maintenance Agreements	11,337.25	12,365.75	13,300.00	13,300.00
<i>Supplies and Minor Equipment Totals</i>		\$166,938.54	\$106,824.98	\$126,000.00	\$127,800.00



Budget Worksheet Report

Budget Year 2024

Account	Account Description	2021 Actual Amount	2022 Actual Amount	2023 Adopted Budget	2024 Final
Fund 100 - General					
EXPENSE					
Department 4550 - Department of Public Works					
Sub-Department 029 - Buildings and Grounds					
<i>Consultant / Contracted Services</i>					
6860	Misc Contracted Services	169,824.52	141,461.77	170,000.00	170,000.00
6878.1856	Elevator Services	.00	654.75	10,000.00	10,000.00
6878.1858	Lift Station Maintenance	4.79	1,215.13	75,000.00	1,000.00
<i>Consultant / Contracted Services Totals</i>		\$169,829.31	\$143,331.65	\$255,000.00	\$181,000.00
<i>General Administration</i>					
7122	Other Expenses	16,244.09	3,104.17	15,000.00	15,000.00
<i>General Administration Totals</i>		\$16,244.09	\$3,104.17	\$15,000.00	\$15,000.00
<i>Public Works and Enterprises</i>					
7559	Water Softeners	1,275.00	9,375.62	9,800.00	10,000.00
<i>Public Works and Enterprises Totals</i>		\$1,275.00	\$9,375.62	\$9,800.00	\$10,000.00
<i>Capital Outlay</i>					
7751	Capital Outlay - Vehicles	.00	167,908.98	.00	.00
7754	Capital Outlay - Equipment	8,409.00	.00	.00	.00
<i>Capital Outlay Totals</i>		\$8,409.00	\$167,908.98	\$0.00	\$0.00
Sub-Department 029 - Buildings and Grounds Totals		\$881,693.74	\$912,348.30	\$1,031,400.00	\$959,000.00
Department 4550 - Department of Public Works Totals		\$3,442,278.57	\$3,598,961.36	\$3,906,153.00	\$3,906,802.00
Department 7010 - County Parks					
Sub-Department 030 - Parks					
<i>Occupancy</i>					
6405	Electric	23,848.08	26,715.16	29,925.00	29,925.00
6407	Water	4,269.32	4,301.34	6,001.00	6,001.00
6408	Sewage	7,723.75	8,038.23	9,000.00	10,000.00
6409	Rubbish Removal	15,124.63	14,076.06	22,000.00	22,000.00
<i>Occupancy Totals</i>		\$50,965.78	\$53,130.79	\$66,926.00	\$67,926.00
<i>Communication</i>					
6501	Telephone / Internet	1,546.88	1,600.51	1,600.00	1,600.00
<i>Communication Totals</i>		\$1,546.88	\$1,600.51	\$1,600.00	\$1,600.00
<i>Supplies and Minor Equipment</i>					
6414.1401	Repairs & Maintenance - Buildings	10,424.93	7,646.73	25,000.00	25,000.00
6414.1404	Repairs & Maintenance - Equipment	13,982.34	16,020.98	15,000.00	15,000.00
6414.1405	Repairs & Maintenance - Vehicles	917.98	4,997.91	4,000.00	4,000.00
6601.1606	Supplies - Maintenance	4,463.64	3,501.28	3,500.00	3,500.00



Budget Worksheet Report

Budget Year 2024

Account	Account Description	2021 Actual Amount	2022 Actual Amount	2023 Adopted Budget	2024 Final
Fund 100	General				
	EXPENSE				
	Department 7010 - County Parks				
	Sub-Department 030 - Parks				
	<i>Supplies and Minor Equipment</i>				
6602	Minor Equipment Purchases	5,656.94	4,845.21	5,000.00	5,000.00
6603	Equipment Rental	31,827.00	31,966.80	35,000.00	35,000.00
	<i>Supplies and Minor Equipment Totals</i>	\$67,272.83	\$68,978.91	\$87,500.00	\$87,500.00
	<i>Consultant / Contracted Services</i>				
6878.1854	Roads	3,765.07	8,800.87	15,000.00	15,000.00
	<i>Consultant / Contracted Services Totals</i>	\$3,765.07	\$8,800.87	\$15,000.00	\$15,000.00
	<i>General Administration</i>				
7122	Other Expenses	28,227.95	15,717.54	22,000.00	37,500.00
	<i>General Administration Totals</i>	\$28,227.95	\$15,717.54	\$22,000.00	\$37,500.00
	Sub-Department 030 - Parks Totals	\$151,778.51	\$148,228.62	\$193,026.00	\$209,526.00
	Department 7010 - County Parks Totals	\$151,778.51	\$148,228.62	\$193,026.00	\$209,526.00
	Department 7020 - Recreation				
	Sub-Department 033 - Parks				
	<i>Wages and Salaries</i>				
6006	Full Time Wages	94,804.30	49,487.01	38,739.00	41,297.00
	<i>Wages and Salaries Totals</i>	\$94,804.30	\$49,487.01	\$38,739.00	\$41,297.00
	<i>Premium Wages</i>				
6077	Contracted Sick & Vacation Buy Back	721.52	744.97	.00	.00
	<i>Premium Wages Totals</i>	\$721.52	\$744.97	\$0.00	\$0.00
	<i>Fringe Benefits</i>				
6101	FICA	5,996.46	3,059.44	2,102.00	2,561.00
6102	Medicare	1,402.46	715.63	562.00	599.00
6104	Health	6,600.00	7,920.00	7,920.00	7,920.00
6105	Dental	707.19	459.06	321.00	321.00
6106	Vision	186.11	119.67	80.00	80.00
6107	Life	86.52	55.62	38.00	38.00
6108	Sick & Accident	272.88	152.62	111.00	111.00
	<i>Fringe Benefits Totals</i>	\$15,251.62	\$12,482.04	\$11,134.00	\$11,630.00
	<i>Fringe Benefits Other</i>				
6103	Retirement	1,553.75	7,429.07	1,544.00	1,544.00
6109	Workers Compensation	142.78	70.77	.00	100.00
6111	Waiver of Health Insurance	2,307.60	461.52	600.00	.00



Budget Worksheet Report

Budget Year 2024

Account	Account Description	2021 Actual Amount	2022 Actual Amount	2023 Adopted Budget	2024 Final
Fund 100 - General					
EXPENSE					
Department 7020 - Recreation					
Sub-Department 033 - Parks					
<i>Fringe Benefits Other</i>					
<i>Fringe Benefits Other Totals</i>		\$4,004.13	\$7,961.36	\$2,144.00	\$1,644.00
<i>Personnel Expense</i>					
6201	Dues / Memberships	.00	500.00	300.00	300.00
<i>Personnel Expense Totals</i>		\$0.00	\$500.00	\$300.00	\$300.00
<i>Occupancy</i>					
6405	Electric	1,042.59	824.45	1,200.00	1,300.00
6407	Water	283.04	829.57	550.00	600.00
6410	Heating Fuel	1,102.00	1,249.20	1,500.00	1,500.00
<i>Occupancy Totals</i>		\$2,427.63	\$2,903.22	\$3,250.00	\$3,400.00
<i>Communication</i>					
6502	Cellular / Air Card Service	.00	.00	300.00	300.00
6504	Postage	319.50	382.86	600.00	500.00
6506	Printing	524.67	52.50	800.00	800.00
6507	Advertising	2,024.10	.00	800.00	800.00
<i>Communication Totals</i>		\$2,868.27	\$435.36	\$2,500.00	\$2,400.00
<i>Supplies and Minor Equipment</i>					
6414.1401	Repairs & Maintenance - Buildings	.00	395.45	2,000.00	18,000.00
6601.1606	Supplies - Maintenance	675.79	414.44	500.00	500.00
6601.1607	Supplies - Other	443.15	697.72	2,000.00	3,000.00
6602	Minor Equipment Purchases	5,214.01	8,845.71	15,000.00	4,000.00
<i>Supplies and Minor Equipment Totals</i>		\$6,332.95	\$10,353.32	\$19,500.00	\$25,500.00
<i>Consultant / Contracted Services</i>					
6860	Misc Contracted Services	4,392.00	4,613.00	10,000.00	10,000.00
<i>Consultant / Contracted Services Totals</i>		\$4,392.00	\$4,613.00	\$10,000.00	\$10,000.00
<i>General Administration</i>					
7112	Promotional Expenses	945.00	513.00	1,000.00	1,000.00
<i>General Administration Totals</i>		\$945.00	\$513.00	\$1,000.00	\$1,000.00
Sub-Department 033 - Parks Totals		\$131,747.42	\$89,993.28	\$88,567.00	\$97,171.00



Budget Worksheet Report

Budget Year 2024

Account	Account Description	2021 Actual Amount	2022 Actual Amount	2023 Adopted Budget	2024 Final
Fund 100 - General					
EXPENSE					
Department 7020 - Recreation					
Sub-Department 034 - Four Winds					
<i>Wages and Salaries</i>					
6006	Full Time Wages	220,719.61	258,436.30	280,186.00	330,913.00
6007	Part Time Wages	70,445.00	61,464.57	70,000.00	110,499.00
6008	Other Wages - Temp / Season / Etc	21,416.64	23,249.96	22,000.00	24,698.00
<i>Wages and Salaries Totals</i>		\$312,581.25	\$343,150.83	\$372,186.00	\$466,110.00
<i>Premium Wages</i>					
6077	Contracted Sick & Vacation Buy Back	947.45	807.70	2,500.00	2,500.00
6078	Lump Sum Longevity Pay	250.00	250.00	250.00	500.00
6080	Overtime	12,054.85	16,201.82	13,000.00	13,000.00
6081	Premium Pay	8,113.96	5,832.61	7,000.00	7,000.00
<i>Premium Wages Totals</i>		\$21,366.26	\$23,092.13	\$22,750.00	\$23,000.00
<i>Fringe Benefits</i>					
6101	FICA	20,212.70	22,566.30	23,882.00	30,325.00
6102	Medicare	4,727.21	5,277.58	5,586.00	7,093.00
6104	Health	73,920.00	66,000.00	66,212.00	63,360.00
6105	Dental	2,828.56	2,557.95	2,684.00	2,684.00
6106	Vision	744.24	664.50	667.00	587.00
6107	Life	346.08	420.24	459.00	475.00
6108	Sick & Accident	1,045.25	1,211.75	1,373.00	1,484.00
<i>Fringe Benefits Totals</i>		\$103,824.04	\$98,698.32	\$100,863.00	\$106,008.00
<i>Fringe Benefits Other</i>					
6103	Retirement	30,938.70	24,414.33	30,939.00	30,939.00
6109	Workers Compensation	14,901.55	16,824.98	22,000.00	22,000.00
6110	Unemployment Compensation	9,452.00	5,434.00	.00	.00
6111	Waiver of Health Insurance	.00	5,249.79	4,650.00	9,000.00
<i>Fringe Benefits Other Totals</i>		\$55,292.25	\$51,923.10	\$57,589.00	\$61,939.00
<i>Personnel Expense</i>					
6201	Dues / Memberships	3,447.83	3,572.17	4,000.00	4,000.00
6209	Employee Physicals	1,039.00	709.50	700.00	700.00
6213	Background Checks	70.00	175.00	400.00	400.00
<i>Personnel Expense Totals</i>		\$4,556.83	\$4,456.67	\$5,100.00	\$5,100.00



Budget Worksheet Report

Budget Year 2024

Account	Account Description	2021 Actual Amount	2022 Actual Amount	2023 Adopted Budget	2024 Final
Fund 100 - General					
EXPENSE					
Department 7020 - Recreation					
Sub-Department 034 - Four Winds					
<i>Occupancy</i>					
6405	Electric	142,159.01	157,757.67	170,000.00	185,000.00
6407	Water	6,354.18	8,023.59	7,000.00	8,000.00
6408	Sewage	13,428.80	11,583.77	13,000.00	13,000.00
6409	Rubbish Removal	2,870.64	2,956.71	3,000.00	3,000.00
6410	Heating Fuel	16,477.92	20,522.02	25,000.00	32,500.00
<i>Occupancy Totals</i>		\$181,290.55	\$200,843.76	\$218,000.00	\$241,500.00
<i>Communication</i>					
6501	Telephone / Internet	570.85	437.95	600.00	600.00
6503	Data Circuits	1,215.84	1,215.84	1,500.00	1,500.00
6504	Postage	.00	.00	100.00	100.00
6506	Printing	26.00	328.50	500.00	500.00
<i>Communication Totals</i>		\$1,812.69	\$1,982.29	\$2,700.00	\$2,700.00
<i>Supplies and Minor Equipment</i>					
6414.1401	Repairs & Maintenance - Buildings	20,504.16	5,844.18	9,000.00	9,000.00
6414.1404	Repairs & Maintenance - Equipment	2,673.65	1,323.37	1,500.00	1,500.00
6414.1405	Repairs & Maintenance - Vehicles	19,759.07	2,751.27	3,500.00	2,000.00
6601.1601	Supplies - Medical	355.58	1,104.65	500.00	500.00
6601.1606	Supplies - Maintenance	11,111.45	11,313.11	13,000.00	12,000.00
6601.1607	Supplies - Other	2,000.38	1,340.65	500.00	250.00
6602	Minor Equipment Purchases	1,764.40	305.46	2,000.00	1,500.00
6606	Maintenance Agreements	16,940.00	16,940.00	16,940.00	18,250.00
<i>Supplies and Minor Equipment Totals</i>		\$75,108.69	\$40,922.69	\$46,940.00	\$45,000.00
<i>Consultant / Contracted Services</i>					
6860	Misc Contracted Services	3,508.69	5,975.87	5,000.00	5,000.00
6878.1856	Elevator Services	.00	.00	1,500.00	1,500.00
6878.1857	Other Maintenance	15,028.54	22,598.64	20,000.00	20,000.00
6878.1858	Lift Station Maintenance	.00	3,063.40	.00	700.00
<i>Consultant / Contracted Services Totals</i>		\$18,537.23	\$31,637.91	\$26,500.00	\$27,200.00
<i>Capital Outlay</i>					
7754	Capital Outlay - Equipment	.00	123,657.35	.00	.00
<i>Capital Outlay Totals</i>		\$0.00	\$123,657.35	\$0.00	\$0.00



Budget Worksheet Report

Budget Year 2024

Account	Account Description	2021 Actual Amount	2022 Actual Amount	2023 Adopted Budget	2024 Final
Fund 100 - General					
EXPENSE					
Department 7020 - Recreation					
Sub-Department 034 - Four Winds					
<i>Contra Revenue Accounts</i>					
7852	Sales Tax Payments	1.60	.00	.00	.00
<i>Contra Revenue Accounts Totals</i>		\$1.60	\$0.00	\$0.00	\$0.00
Sub-Department 034 - Four Winds Totals		\$774,371.39	\$920,365.05	\$852,628.00	\$978,557.00
Sub-Department 037 - Pool					
<i>Wages and Salaries</i>					
6006	Full Time Wages	.00	.00	4,120.00	.00
6008	Other Wages - Temp / Season / Etc	26,684.33	.00	43,255.00	.00
<i>Wages and Salaries Totals</i>		\$26,684.33	\$0.00	\$47,375.00	\$0.00
<i>Fringe Benefits</i>					
6101	FICA	1,654.46	.00	.00	.00
6102	Medicare	386.91	.00	.00	.00
<i>Fringe Benefits Totals</i>		\$2,041.37	\$0.00	\$0.00	\$0.00
<i>Fringe Benefits Other</i>					
6103	Retirement	388.42	.00	389.00	.00
6109	Workers Compensation	1,486.01	.00	.00	.00
<i>Fringe Benefits Other Totals</i>		\$1,874.43	\$0.00	\$389.00	\$0.00
<i>Personnel Expense</i>					
6203	Training	275.00	.00	1,000.00	.00
6209	Employee Physicals	1,251.00	.00	500.00	.00
6213	Background Checks	375.40	.00	500.00	.00
<i>Personnel Expense Totals</i>		\$1,901.40	\$0.00	\$2,000.00	\$0.00
<i>Occupancy</i>					
6405	Electric	3,338.21	1,486.70	5,000.00	4,000.00
6407	Water	4,543.63	2,171.05	6,250.00	6,250.00
6408	Sewage	2,440.00	664.46	9,000.00	5,000.00
<i>Occupancy Totals</i>		\$10,321.84	\$4,322.21	\$20,250.00	\$15,250.00
<i>Communication</i>					
6501	Telephone / Internet	794.70	851.84	700.00	700.00
6504	Postage	.00	.00	100.00	.00
6506	Printing	30.00	.00	50.00	.00
6507	Advertising	.00	.00	250.00	250.00
<i>Communication Totals</i>		\$824.70	\$851.84	\$1,100.00	\$950.00



Budget Worksheet Report

Budget Year 2024

Account	Account Description	2021 Actual Amount	2022 Actual Amount	2023 Adopted Budget	2024 Final
Fund 100 - General					
EXPENSE					
Department 7020 - Recreation					
Sub-Department 037 - Pool					
<i>Supplies and Minor Equipment</i>					
6414.1401	Repairs & Maintenance - Buildings	1,345.17	.00	1,420.00	3,500.00
6414.1404	Repairs & Maintenance - Equipment	14.98	.00	.00	1,500.00
6601.1601	Supplies - Medical	.00	.00	100.00	200.00
6601.1606	Supplies - Maintenance	1,440.73	.00	1,500.00	1,200.00
6601.1607	Supplies - Other	.00	24.98	250.00	250.00
6602	Minor Equipment Purchases	8,756.94	189.00	1,500.00	1,500.00
<i>Supplies and Minor Equipment Totals</i>		\$11,557.82	\$213.98	\$4,770.00	\$8,150.00
<i>Consultant / Contracted Services</i>					
6860	Misc Contracted Services	1,365.75	.00	4,000.00	21,000.00
<i>Consultant / Contracted Services Totals</i>		\$1,365.75	\$0.00	\$4,000.00	\$21,000.00
<i>General Administration</i>					
7122	Other Expenses	.00	.00	.00	1,000.00
<i>General Administration Totals</i>		\$0.00	\$0.00	\$0.00	\$1,000.00
<i>Culture and Recreation</i>					
7453	Chemicals and Other Supplies	3,031.79	.00	.00	.00
<i>Culture and Recreation Totals</i>		\$3,031.79	\$0.00	\$0.00	\$0.00
Sub-Department 037 - Pool Totals		\$59,603.43	\$5,388.03	\$79,884.00	\$46,350.00
Department 7020 - Recreation Totals		\$965,722.24	\$1,015,746.36	\$1,021,079.00	\$1,122,078.00
Department 7030 - Library Commission					
Sub-Department 035 - County Library Commission					
<i>Wages and Salaries</i>					
6006	Full Time Wages	268,248.93	264,375.67	263,274.00	278,270.00
6007	Part Time Wages	9,049.50	.00	.00	.00
6008	Other Wages - Temp / Season / Etc	.00	.70	.00	.00
<i>Wages and Salaries Totals</i>		\$277,298.43	\$264,376.37	\$263,274.00	\$278,270.00
<i>Premium Wages</i>					
6077	Contracted Sick & Vacation Buy Back	1,276.58	188.29	.00	.00
6078	Lump Sum Longevity Pay	435.00	652.50	435.00	435.00
6080	Overtime	.00	.00	50.00	50.00
<i>Premium Wages Totals</i>		\$1,711.58	\$840.79	\$485.00	\$485.00
<i>Fringe Benefits</i>					
6101	FICA	16,992.48	16,269.56	16,327.00	17,283.00



Budget Worksheet Report

Budget Year 2024

Account	Account Description	2021 Actual Amount	2022 Actual Amount	2023 Adopted Budget	2024 Final
Fund 100	General				
EXPENSE					
Department 7030 - Library Commission					
Sub-Department 035 - County Library Commission					
<i>Fringe Benefits</i>					
6102	Medicare	3,973.93	3,804.99	3,819.00	4,042.00
6104	Health	79,701.60	72,969.63	70,330.00	55,123.00
6105	Dental	3,620.48	3,648.45	3,490.00	4,107.00
6106	Vision	952.56	947.22	868.00	1,028.00
6107	Life	447.41	440.64	404.00	463.00
6108	Sick & Accident	1,356.21	1,259.20	1,208.00	1,430.00
<i>Fringe Benefits Totals</i>		\$107,044.67	\$99,339.69	\$96,446.00	\$83,476.00
<i>Fringe Benefits Other</i>					
6103	Retirement	27,533.00	20,340.84	28,992.00	28,992.00
6109	Workers Compensation	409.01	395.09	500.00	500.00
6111	Waiver of Health Insurance	2,999.88	4,442.13	3,750.00	9,000.00
<i>Fringe Benefits Other Totals</i>		\$30,941.89	\$25,178.06	\$33,242.00	\$38,492.00
<i>Culture and Recreation</i>					
7455	Payments to Other Libraries	120,000.00	120,000.00	120,000.00	135,000.00
<i>Culture and Recreation Totals</i>		\$120,000.00	\$120,000.00	\$120,000.00	\$135,000.00
Sub-Department 035 - County Library Commission Totals		\$536,996.57	\$509,734.91	\$513,447.00	\$535,723.00
Sub-Department 036 - Funded Library Programs					
<i>Wages and Salaries</i>					
6006	Full Time Wages	69,823.62	76,145.24	76,142.00	78,616.00
6008	Other Wages - Temp / Season / Etc	39,322.07	38,549.07	38,036.00	43,443.00
<i>Wages and Salaries Totals</i>		\$109,145.69	\$114,694.31	\$114,178.00	\$122,059.00
<i>Premium Wages</i>					
6077	Contracted Sick & Vacation Buy Back	190.75	28.14	.00	.00
6078	Lump Sum Longevity Pay	65.00	347.50	72.00	72.00
<i>Premium Wages Totals</i>		\$255.75	\$375.64	\$72.00	\$72.00
<i>Fringe Benefits</i>					
6101	FICA	6,639.65	6,977.36	7,079.00	7,573.00
6102	Medicare	1,552.96	1,631.80	1,656.00	1,771.00
6104	Health	21,938.40	24,710.37	24,711.00	24,077.00
6105	Dental	824.40	959.40	1,001.00	429.00
6106	Vision	216.96	248.88	249.00	249.00



Budget Worksheet Report

Budget Year 2024

Account	Account Description	2021 Actual Amount	2022 Actual Amount	2023 Adopted Budget	2024 Final
Fund 100 - General					
EXPENSE					
Department 7030 - Library Commission					
Sub-Department 036 - Funded Library Programs					
<i>Fringe Benefits</i>					
6107	Life	102.61	115.56	116.00	116.00
6108	Sick & Accident	312.49	331.80	347.00	347.00
<i>Fringe Benefits Totals</i>		\$31,587.47	\$34,975.17	\$35,159.00	\$34,562.00
<i>Fringe Benefits Other</i>					
6103	Retirement	6,636.50	5,117.03	5,200.00	5,200.00
6109	Workers Compensation	1,344.28	1,327.83	1,400.00	1,400.00
<i>Fringe Benefits Other Totals</i>		\$7,980.78	\$6,444.86	\$6,600.00	\$6,600.00
<i>Personnel Expense</i>					
6201	Dues / Memberships	728.00	677.00	1,200.00	1,200.00
6202	Books and Subscriptions	60,227.59	58,672.00	68,216.00	70,125.00
6209	Employee Physicals	185.00	135.00	.00	.00
<i>Personnel Expense Totals</i>		\$61,140.59	\$59,484.00	\$69,416.00	\$71,325.00
<i>Occupancy</i>					
6401	Rent	34,200.00	34,800.00	35,400.00	36,000.00
6405	Electric	1,906.34	1,824.78	3,000.00	3,000.00
6406	Gas	416.16	453.53	1,000.00	1,000.00
<i>Occupancy Totals</i>		\$36,522.50	\$37,078.31	\$39,400.00	\$40,000.00
<i>Communication</i>					
6501	Telephone / Internet	8,801.25	9,492.53	9,000.00	6,000.00
6503	Data Circuits	3,473.76	3,473.76	3,474.00	.00
6504	Postage	369.47	633.31	300.00	300.00
6507	Advertising	.00	.00	.00	2,000.00
<i>Communication Totals</i>		\$12,644.48	\$13,599.60	\$12,774.00	\$8,300.00
<i>Supplies and Minor Equipment</i>					
6414.1405	Repairs & Maintenance - Vehicles	3,255.33	1,412.82	3,000.00	3,000.00
6601.1607	Supplies - Other	3,996.06	2,553.15	4,000.00	4,403.00
6602	Minor Equipment Purchases	15,944.42	8,206.61	16,000.00	20,000.00
6604.1608	Minor Outlay - Computer Software	2,447.59	1,847.19	3,000.00	3,594.00
6606	Maintenance Agreements	25,622.48	25,868.83	26,000.00	27,462.00
<i>Supplies and Minor Equipment Totals</i>		\$51,265.88	\$39,888.60	\$52,000.00	\$58,459.00
<i>Transportation</i>					
6751	Travel	1,203.00	3,011.43	2,800.00	2,800.00



Budget Worksheet Report

Budget Year 2024

Account	Account Description	2021 Actual Amount	2022 Actual Amount	2023 Adopted Budget	2024 Final
Fund 100	General				
	EXPENSE				
	Department 7030 - Library Commission				
	Sub-Department 036 - Funded Library Programs				
	<i>Transportation</i>				
7557	Gasoline	3,160.10	4,613.81	4,300.00	4,300.00
	<i>Transportation Totals</i>	<u>\$4,363.10</u>	<u>\$7,625.24</u>	<u>\$7,100.00</u>	<u>\$7,100.00</u>
	<i>Consultant / Contracted Services</i>				
6860	Misc Contracted Services	9,000.00	15,350.00	20,000.00	20,000.00
	<i>Consultant / Contracted Services Totals</i>	<u>\$9,000.00</u>	<u>\$15,350.00</u>	<u>\$20,000.00</u>	<u>\$20,000.00</u>
	<i>General Administration</i>				
7122	Other Expenses	22,091.03	16,032.47	22,006.00	22,006.00
	<i>General Administration Totals</i>	<u>\$22,091.03</u>	<u>\$16,032.47</u>	<u>\$22,006.00</u>	<u>\$22,006.00</u>
	<i>Culture and Recreation</i>				
7456	State-Aid Payments	401,723.66	401,723.66	470,941.00	470,964.00
	<i>Culture and Recreation Totals</i>	<u>\$401,723.66</u>	<u>\$401,723.66</u>	<u>\$470,941.00</u>	<u>\$470,964.00</u>
	Sub-Department 036 - Funded Library Programs Totals	<u>\$747,720.93</u>	<u>\$747,271.86</u>	<u>\$849,646.00</u>	<u>\$861,447.00</u>
	Sub-Department 039 - ARP Libraries				
	<i>Capital Outlay</i>				
7751	Capital Outlay - Vehicles	.00	48,363.08	.00	.00
	<i>Capital Outlay Totals</i>	<u>\$0.00</u>	<u>\$48,363.08</u>	<u>\$0.00</u>	<u>\$0.00</u>
	Sub-Department 039 - ARP Libraries Totals	<u>\$0.00</u>	<u>\$48,363.08</u>	<u>\$0.00</u>	<u>\$0.00</u>
	Department 7030 - Library Commission Totals	<u>\$1,284,717.50</u>	<u>\$1,305,369.85</u>	<u>\$1,363,093.00</u>	<u>\$1,397,170.00</u>
	Department 7040 - Waste Management				
	<i>Wages and Salaries</i>				
6006	Full Time Wages	283,409.51	305,596.47	311,651.00	326,971.00
6008	Other Wages - Temp / Season / Etc	.00	.00	.00	9,012.00
	<i>Wages and Salaries Totals</i>	<u>\$283,409.51</u>	<u>\$305,596.47</u>	<u>\$311,651.00</u>	<u>\$335,983.00</u>
	<i>Premium Wages</i>				
6077	Contracted Sick & Vacation Buy Back	577.21	595.97	.00	.00
6080	Overtime	8,824.66	7,831.28	8,000.00	8,000.00
6081	Premium Pay	1,672.00	1,748.26	2,000.00	2,000.00
	<i>Premium Wages Totals</i>	<u>\$11,073.87</u>	<u>\$10,175.51</u>	<u>\$10,000.00</u>	<u>\$10,000.00</u>
	<i>Fringe Benefits</i>				
6101	FICA	17,771.60	19,046.92	19,819.00	21,451.00
6102	Medicare	4,156.24	4,454.53	4,635.00	5,017.00



Budget Worksheet Report

Budget Year 2024

Account	Account Description	2021 Actual Amount	2022 Actual Amount	2023 Adopted Budget	2024 Final
Fund 100 - General					
EXPENSE					
Department 7040 - Waste Management					
<i>Fringe Benefits</i>					
6104	Health	63,360.00	63,360.00	63,360.00	63,360.00
6105	Dental	2,424.48	2,459.88	2,567.00	3,208.00
6106	Vision	637.92	637.92	638.00	638.00
6107	Life	370.80	370.80	371.00	371.00
6108	Sick & Accident	1,119.25	1,063.75	888.00	1,110.00
<i>Fringe Benefits Totals</i>		\$89,840.29	\$91,393.80	\$92,278.00	\$95,155.00
<i>Fringe Benefits Other</i>					
6103	Retirement	30,729.02	21,750.92	30,730.00	30,730.00
6109	Workers Compensation	14,134.71	15,346.79	16,948.00	16,948.00
6111	Waiver of Health Insurance	.00	.00	.00	3,000.00
<i>Fringe Benefits Other Totals</i>		\$44,863.73	\$37,097.71	\$47,678.00	\$50,678.00
<i>Personnel Expense</i>					
6201	Dues / Memberships	550.00	550.00	1,100.00	1,300.00
6203	Training	717.00	1,111.68	2,000.00	4,000.00
<i>Personnel Expense Totals</i>		\$1,267.00	\$1,661.68	\$3,100.00	\$5,300.00
<i>Occupancy</i>					
6401	Rent	4,500.00	4,500.00	4,500.00	6,500.00
6405	Electric	2,142.41	2,384.49	3,500.00	3,750.00
6409	Rubbish Removal	13,818.75	15,187.73	13,500.00	15,700.00
6410	Heating Fuel	1,328.25	577.49	5,000.00	5,000.00
<i>Occupancy Totals</i>		\$21,789.41	\$22,649.71	\$26,500.00	\$30,950.00
<i>Communication</i>					
6502	Cellular / Air Card Service	2,515.01	2,531.60	2,250.00	3,100.00
6504	Postage	68.80	84.38	150.00	270.00
6506	Printing	417.97	1,226.06	1,000.00	1,200.00
6507	Advertising	60.00	729.04	2,000.00	2,500.00
6508	Shipping	32,245.43	26,093.58	55,000.00	33,500.00
<i>Communication Totals</i>		\$35,307.21	\$30,664.66	\$60,400.00	\$40,570.00
<i>Supplies and Minor Equipment</i>					
6414.1401	Repairs & Maintenance - Buildings	2,929.90	1,323.66	8,000.00	8,000.00
6414.1404	Repairs & Maintenance - Equipment	8,101.14	6,970.63	10,000.00	10,000.00



Budget Worksheet Report

Budget Year 2024

Account	Account Description	2021 Actual Amount	2022 Actual Amount	2023 Adopted Budget	2024 Final
Fund 100 - General					
EXPENSE					
Department 7040 - Waste Management					
<i>Supplies and Minor Equipment</i>					
6414.1405	Repairs & Maintenance - Vehicles	5,351.44	1,742.59	9,000.00	10,500.00
6601.1607	Supplies - Other	2,687.07	1,644.68	1,000.00	2,150.00
6602	Minor Equipment Purchases	4,460.65	1,021.51	1,500.00	1,500.00
6603	Equipment Rental	1,314.16	.00	.00	.00
6606	Maintenance Agreements	669.00	1,975.00	1,400.00	2,175.00
<i>Supplies and Minor Equipment Totals</i>		\$25,513.36	\$14,678.07	\$30,900.00	\$34,325.00
<i>Transportation</i>					
6751	Travel	.00	2,018.88	2,000.00	4,000.00
7557	Gasoline	8,683.80	12,980.69	10,000.00	13,000.00
7560	Tank Fuel	2,113.38	6,316.99	5,000.00	6,500.00
7561	Off Road Fuel	2,266.26	12,024.10	5,000.00	12,500.00
<i>Transportation Totals</i>		\$13,063.44	\$33,340.66	\$22,000.00	\$36,000.00
<i>Consultant / Contracted Services</i>					
6858	Project Manager	.00	20,915.00	5,000.00	5,000.00
<i>Consultant / Contracted Services Totals</i>		\$0.00	\$20,915.00	\$5,000.00	\$5,000.00
<i>General Administration</i>					
7122	Other Expenses	167.90	112.00	200.00	200.00
<i>General Administration Totals</i>		\$167.90	\$112.00	\$200.00	\$200.00
<i>Culture and Recreation</i>					
7458.8262	Section 901 Grant Expense	92,988.21	.00	.00	67,740.00
7458.8263	Section 902 Grant Expense	37,964.62	24,433.73	390,000.00	.00
<i>Culture and Recreation Totals</i>		\$130,952.83	\$24,433.73	\$390,000.00	\$67,740.00
<i>Capital Outlay</i>					
7751	Capital Outlay - Vehicles	56,794.00	.00	.00	.00
7754	Capital Outlay - Equipment	109,937.00	.00	.00	.00
7760	Infrastructure	.00	.00	.00	129,540.00
<i>Capital Outlay Totals</i>		\$166,731.00	\$0.00	\$0.00	\$129,540.00
Department 7040 - Waste Management Totals		\$823,979.55	\$592,719.00	\$999,707.00	\$841,441.00
Department 8000 - Debt Payments and Administration					
<i>Debt Payments</i>					
7047	Interest GRN Federally Taxable Series of 2020 (PFA)	725,197.40	725,197.40	725,198.00	725,198.00
7048	Principal GRB Series of 2020 (BCEDA)	.00	5,000.00	5,000.00	5,000.00



Budget Worksheet Report

Budget Year 2024

Account	Account Description	2021 Actual Amount	2022 Actual Amount	2023 Adopted Budget	2024 Final
Fund 100 - General					
EXPENSE					
Department 8000 - Debt Payments and Administration					
<i>Debt Payments</i>					
7049	Interest GRB Series of 2020 (BCEDA)	467,100.00	467,100.00	467,000.00	466,900.00
7084	Principal BC Lighting Upgrades Loan (DCED)	3,618.29	.00	.00	.00
7085	Interest BC Lighting Upgrades Loan (DCED)	12.33	.00	.00	.00
7090	Principal GOB Federally Taxable Series B of 2016 Bond	1,605,000.00	1,645,000.00	1,735,000.00	1,785,000.00
7091	Interest GOB Federally Taxable Series B of 2016 Bond	1,183,177.44	1,143,170.95	1,096,151.00	1,043,945.00
7092	Principal GOB Series A of 2016 Bond	370,000.00	385,000.00	1,290,000.00	1,330,000.00
7093	Interest GOB Series A of 2016 Bond	119,637.50	101,137.50	81,888.00	30,288.00
7094	Principal GOB Series of 2017	2,770,000.00	2,890,000.00	3,095,000.00	3,260,000.00
7095	Interest GOB Series of 2017	1,987,081.26	1,873,881.26	1,738,707.00	1,579,832.00
7096	Principal GOB Series of 2020	620,000.00	635,000.00	655,000.00	680,000.00
7097	Interest GOB Series of 2020	225,625.00	213,223.94	194,175.00	167,975.00
	<i>Debt Payments Totals</i>	\$10,076,449.22	\$10,083,711.05	\$11,083,119.00	\$11,074,138.00
<i>General Administration</i>					
7122	Other Expenses	15,049.80	16,358.13	15,000.00	25,000.00
	<i>General Administration Totals</i>	\$15,049.80	\$16,358.13	\$15,000.00	\$25,000.00
Department 8000 - Debt Payments and Administration Totals		\$10,091,499.02	\$10,100,069.18	\$11,098,119.00	\$11,099,138.00
Department 8400 - County Matches / Subsidies					
<i>Subsidies</i>					
6301	CCBC Subsidy	4,242,500.00	4,242,500.00	4,242,500.00	4,242,500.00
6303	Agriculture Extension	187,856.00	187,856.00	187,856.00	187,856.00
6304	Agriculture Preservation Board	40,000.00	40,000.00	40,000.00	40,000.00
6305	Conservation District	150,000.00	150,000.00	150,000.00	150,000.00
6306	Economic Development	145,150.00	145,150.00	145,150.00	145,150.00
6309	Food Program	26,000.00	26,000.00	26,000.00	26,000.00
6311	BC Historical Research & Landmarks Foundation	5,000.00	5,000.00	5,000.00	5,000.00
6312	Humane Society	25,000.00	25,000.00	25,000.00	25,000.00
6315	Redevelopment Authority	35,000.00	35,000.00	35,000.00	35,000.00
6318	BC Genealogy & History Center	10,000.00	10,000.00	10,000.00	10,000.00
	<i>Subsidies Totals</i>	\$4,866,506.00	\$4,866,506.00	\$4,866,506.00	\$4,866,506.00



Budget Worksheet Report

Budget Year 2024

Account	Account Description	2021 Actual Amount	2022 Actual Amount	2023 Adopted Budget	2024 Final
Fund 100 - General					
EXPENSE					
Department 8400 - County Matches / Subsidies					
<i>County Matches</i>					
6701.1701	C&Y County Match	4,294,507.04	887,503.34	2,618,342.00	2,981,649.00
6701.1702	D&A County Match	80,000.00	80,000.00	80,000.00	80,000.00
6701.1703	Domestic Relations County Match	616,980.84	934,192.00	959,442.00	992,455.00
6701.1704	DUI County Match	1,486.87	1,805.15	1,700.00	1,000.00
6701.1705	MH/ID/EI County Match	674,108.00	644,880.06	735,000.00	730,000.00
6701.1706	Office On Aging County Match	25,000.00	25,000.00	25,000.00	25,000.00
<i>County Matches Totals</i>		\$5,692,082.75	\$2,573,380.55	\$4,419,484.00	\$4,810,104.00
<i>General Administration</i>					
7115	Community Development Expense Reimbursement	.00	938.27	.00	.00
7122	Other Expenses	.00	73.37	.00	.00
<i>General Administration Totals</i>		\$0.00	\$1,011.64	\$0.00	\$0.00
<i>Contra Revenue Accounts</i>					
7854	Pass-Thru	1,877,168.11	1,904.31	.00	.00
<i>Contra Revenue Accounts Totals</i>		\$1,877,168.11	\$1,904.31	\$0.00	\$0.00
Department 8400 - County Matches / Subsidies Totals		\$12,435,756.86	\$7,442,802.50	\$9,285,990.00	\$9,676,610.00
EXPENSE TOTALS		\$80,314,990.25	\$77,551,825.22	\$85,013,814.00	\$88,206,569.00
Fund 100 - General Totals					
REVENUE TOTALS		\$81,287,418.48	\$80,579,164.94	\$85,013,814.00	\$88,206,569.00
EXPENSE TOTALS		\$80,314,990.25	\$77,551,825.22	\$85,013,814.00	\$88,206,569.00
Fund 100 - General Totals		\$972,428.23	\$3,027,339.72	\$0.00	\$0.00
Fund 200 - County Records Improvement					
REVENUE					
Department 1200 - County Records Improvement					
<i>Departmental Earnings</i>					
4601	Act 8 Records Improvement	52,312.00	40,838.00	42,000.00	42,000.00
<i>Departmental Earnings Totals</i>		\$52,312.00	\$40,838.00	\$42,000.00	\$42,000.00
<i>Investment Earnings</i>					
4081	Interest	22.77	298.49	240.00	800.00
<i>Investment Earnings Totals</i>		\$22.77	\$298.49	\$240.00	\$800.00
<i>Budgetary Fund Balance</i>					
3900	Budgetary Beginning Fund Balance Unreserved	.00	.00	69,760.00	290,200.00
<i>Budgetary Fund Balance Totals</i>		\$0.00	\$0.00	\$69,760.00	\$290,200.00



Budget Worksheet Report

Budget Year 2024

Account	Account Description	2021 Actual Amount	2022 Actual Amount	2023 Adopted Budget	2024 Final
Fund 200	County Records Improvement				
	REVENUE				
Department 1200	County Records Improvement	\$52,334.77	\$41,136.49	\$112,000.00	\$333,000.00
	Totals				
	REVENUE TOTALS	\$52,334.77	\$41,136.49	\$112,000.00	\$333,000.00
	EXPENSE				
Department 1200	County Records Improvement				
	<i>Supplies and Minor Equipment</i>				
6602	Minor Equipment Purchases	.00	.00	2,000.00	2,000.00
6606	Maintenance Agreements	5,458.33	5,775.00	10,000.00	10,000.00
	<i>Supplies and Minor Equipment Totals</i>	\$5,458.33	\$5,775.00	\$12,000.00	\$12,000.00
	<i>General Administration</i>				
7106	Special Project	.00	.00	100,000.00	121,000.00
	<i>General Administration Totals</i>	\$0.00	\$0.00	\$100,000.00	\$121,000.00
	<i>Capital Outlay</i>				
7752	Capital Outlay - Computer Software	.00	.00	.00	200,000.00
	<i>Capital Outlay Totals</i>	\$0.00	\$0.00	\$0.00	\$200,000.00
Department 1200	County Records Improvement	\$5,458.33	\$5,775.00	\$112,000.00	\$333,000.00
	Totals				
	EXPENSE TOTALS	\$5,458.33	\$5,775.00	\$112,000.00	\$333,000.00
Fund 200	County Records Improvement Totals				
	REVENUE TOTALS	\$52,334.77	\$41,136.49	\$112,000.00	\$333,000.00
	EXPENSE TOTALS	\$5,458.33	\$5,775.00	\$112,000.00	\$333,000.00
Fund 200	County Records Improvement Totals	\$46,876.44	\$35,361.49	\$0.00	\$0.00
Fund 201	Recorder of Deeds Records Improv				
	REVENUE				
Department 1201	Recorder Records Improvement				
	<i>Departmental Earnings</i>				
4601	Act 8 Records Improvement	78,468.00	61,257.00	65,000.00	65,000.00
	<i>Departmental Earnings Totals</i>	\$78,468.00	\$61,257.00	\$65,000.00	\$65,000.00
	<i>Investment Earnings</i>				
4081	Interest	.00	.00	.00	30,500.00
	<i>Investment Earnings Totals</i>	\$0.00	\$0.00	\$0.00	\$30,500.00
	<i>Budgetary Fund Balance</i>				
3900	Budgetary Beginning Fund Balance Unreserved	.00	.00	30,500.00	64,769.00
	<i>Budgetary Fund Balance Totals</i>	\$0.00	\$0.00	\$30,500.00	\$64,769.00
Department 1201	Recorder Records Improvement	\$78,468.00	\$61,257.00	\$95,500.00	\$160,269.00
	Totals				
	REVENUE TOTALS	\$78,468.00	\$61,257.00	\$95,500.00	\$160,269.00



Budget Worksheet Report

Budget Year 2024

Account	Account Description	2021 Actual Amount	2022 Actual Amount	2023 Adopted Budget	2024 Final
Fund 201	Recorder of Deeds Records Improv				
	EXPENSE				
	Department 1201 - Recorder Records Improvement				
	Supplies and Minor Equipment				
6602	Minor Equipment Purchases	2,393.00	.00	20,000.00	20,000.00
6604.1607	Minor Outlay - Computer Hardware	.00	.00	5,000.00	5,000.00
6604.1608	Minor Outlay - Computer Software	.00	.00	5,000.00	5,000.00
6604.1609	Minor Outlay - Computer Supplies	.00	.00	2,000.00	2,000.00
	<i>Supplies and Minor Equipment Totals</i>	\$2,393.00	\$0.00	\$32,000.00	\$32,000.00
	Transportation				
6751	Travel	.00	.00	3,500.00	3,500.00
	<i>Transportation Totals</i>	\$0.00	\$0.00	\$3,500.00	\$3,500.00
	Consultant / Contracted Services				
6855	Computer Consultants Support	.00	.00	.00	64,769.00
6860	Misc Contracted Services	.00	.00	10,000.00	10,000.00
	<i>Consultant / Contracted Services Totals</i>	\$0.00	\$0.00	\$10,000.00	\$74,769.00
	Capital Outlay				
7754	Capital Outlay - Equipment	36,010.00	.00	50,000.00	50,000.00
	<i>Capital Outlay Totals</i>	\$36,010.00	\$0.00	\$50,000.00	\$50,000.00
	Department 1201 - Recorder Records Improvement	\$38,403.00	\$0.00	\$95,500.00	\$160,269.00
	Totals				
	EXPENSE TOTALS	\$38,403.00	\$0.00	\$95,500.00	\$160,269.00
Fund 201	Recorder of Deeds Records Improv Totals				
	REVENUE TOTALS	\$78,468.00	\$61,257.00	\$95,500.00	\$160,269.00
	EXPENSE TOTALS	\$38,403.00	\$0.00	\$95,500.00	\$160,269.00
Fund 201	Recorder of Deeds Records Improv Totals	\$40,065.00	\$61,257.00	\$0.00	\$0.00
Fund 202	Prothonotary Automation				
	REVENUE				
	Department 1202 - Prothonotary Automation				
	Departmental Earnings				
4603	Automation Receipts	10,785.00	10,600.00	10,380.00	10,900.00
	<i>Departmental Earnings Totals</i>	\$10,785.00	\$10,600.00	\$10,380.00	\$10,900.00
	Investment Earnings				
4081	Interest	5.35	65.00	20.00	170.00
	<i>Investment Earnings Totals</i>	\$5.35	\$65.00	\$20.00	\$170.00
	Budgetary Fund Balance				
3900	Budgetary Beginning Fund Balance Unreserved	.00	.00	.00	26,930.00



Budget Worksheet Report

Budget Year 2024

Account	Account Description	2021 Actual Amount	2022 Actual Amount	2023 Adopted Budget	2024 Final
Fund	202 - Prothonotary Automation				
	REVENUE				
	Department 1202 - Prothonotary Automation				
	Budgetary Fund Balance				
	<i>Budgetary Fund Balance Totals</i>	\$0.00	\$0.00	\$0.00	\$26,930.00
	Department 1202 - Prothonotary Automation Totals	\$10,790.35	\$10,665.00	\$10,400.00	\$38,000.00
	REVENUE TOTALS	\$10,790.35	\$10,665.00	\$10,400.00	\$38,000.00
	EXPENSE				
	Department 1202 - Prothonotary Automation				
	Personnel Expense				
6201	Dues / Memberships	325.00	.00	1,400.00	2,000.00
	<i>Personnel Expense Totals</i>	\$325.00	\$0.00	\$1,400.00	\$2,000.00
	Supplies and Minor Equipment				
6414.1404	Repairs & Maintenance - Equipment	787.12	940.00	1,000.00	1,000.00
6602	Minor Equipment Purchases	1,007.00	10,171.36	1,500.00	5,000.00
6604.1608	Minor Outlay - Computer Software	2,200.00	.00	1,000.00	1,000.00
	<i>Supplies and Minor Equipment Totals</i>	\$3,994.12	\$11,111.36	\$3,500.00	\$7,000.00
	Transportation				
6751	Travel	750.00	.00	5,500.00	9,000.00
	<i>Transportation Totals</i>	\$750.00	\$0.00	\$5,500.00	\$9,000.00
	Consultant / Contracted Services				
6860	Misc Contracted Services	.00	5,600.00	.00	.00
	<i>Consultant / Contracted Services Totals</i>	\$0.00	\$5,600.00	\$0.00	\$0.00
	Capital Outlay				
7754	Capital Outlay - Equipment	.00	.00	.00	20,000.00
	<i>Capital Outlay Totals</i>	\$0.00	\$0.00	\$0.00	\$20,000.00
	Department 1202 - Prothonotary Automation Totals	\$5,069.12	\$16,711.36	\$10,400.00	\$38,000.00
	EXPENSE TOTALS	\$5,069.12	\$16,711.36	\$10,400.00	\$38,000.00
	Fund 202 - Prothonotary Automation Totals				
	REVENUE TOTALS	\$10,790.35	\$10,665.00	\$10,400.00	\$38,000.00
	EXPENSE TOTALS	\$5,069.12	\$16,711.36	\$10,400.00	\$38,000.00
	Fund 202 - Prothonotary Automation Totals	\$5,721.23	(\$6,046.36)	\$0.00	\$0.00



Budget Worksheet Report

Budget Year 2024

Account	Account Description	2021 Actual Amount	2022 Actual Amount	2023 Adopted Budget	2024 Final
Fund 203	Clerk of Courts Automation				
	REVENUE				
	Department 1203 - Clerk of Courts Automation				
	Departmental Earnings				
4614	Miscellaneous Departmental Receipts	9,961.96	8,910.19	10,000.00	10,000.00
4625	Record Management Fee	10,267.37	11,430.10	12,000.00	12,000.00
	<i>Departmental Earnings Totals</i>	\$20,229.33	\$20,340.29	\$22,000.00	\$22,000.00
	Investment Earnings				
4081	Interest	14.46	97.12	95.00	95.00
	<i>Investment Earnings Totals</i>	\$14.46	\$97.12	\$95.00	\$95.00
	Budgetary Fund Balance				
3900	Budgetary Beginning Fund Balance Unreserved	.00	.00	.00	18,005.00
	<i>Budgetary Fund Balance Totals</i>	\$0.00	\$0.00	\$0.00	\$18,005.00
	Department 1203 - Clerk of Courts Automation Totals	\$20,243.79	\$20,437.41	\$22,095.00	\$40,100.00
	REVENUE TOTALS	\$20,243.79	\$20,437.41	\$22,095.00	\$40,100.00
	EXPENSE				
	Department 1203 - Clerk of Courts Automation				
	Personnel Expense				
6201	Dues / Memberships	650.00	.00	500.00	500.00
	<i>Personnel Expense Totals</i>	\$650.00	\$0.00	\$500.00	\$500.00
	Communication				
6501	Telephone / Internet	2,762.46	1,310.38	1,100.00	1,100.00
	<i>Communication Totals</i>	\$2,762.46	\$1,310.38	\$1,100.00	\$1,100.00
	Supplies and Minor Equipment				
6601.1607	Supplies - Other	.00	7.71	.00	5,000.00
6602	Minor Equipment Purchases	2,592.13	3,978.24	2,500.00	2,500.00
	<i>Supplies and Minor Equipment Totals</i>	\$2,592.13	\$3,985.95	\$2,500.00	\$7,500.00
	Transportation				
6751	Travel	.00	750.00	5,000.00	5,000.00
	<i>Transportation Totals</i>	\$0.00	\$750.00	\$5,000.00	\$5,000.00
	Consultant / Contracted Services				
6855	Computer Consultants Support	.00	4,000.00	1,000.00	.00
	<i>Consultant / Contracted Services Totals</i>	\$0.00	\$4,000.00	\$1,000.00	\$0.00
	Debt Payments				
7065	Principal Capital Lease	.00	2,149.67	3,000.00	3,000.00
	<i>Debt Payments Totals</i>	\$0.00	\$2,149.67	\$3,000.00	\$3,000.00
	Capital Outlay				
7754	Capital Outlay - Equipment	.00	.00	3,000.00	23,000.00



Budget Worksheet Report

Budget Year 2024

Account	Account Description	2021 Actual Amount	2022 Actual Amount	2023 Adopted Budget	2024 Final
Fund 203	Clerk of Courts Automation				
	EXPENSE				
	Department 1203 - Clerk of Courts Automation				
	Capital Outlay				
	<i>Capital Outlay Totals</i>	\$0.00	\$0.00	\$3,000.00	\$23,000.00
	<i>Budgetary Fund Balance</i>				
8900	Budgetary Ending Fund Balance	.00	.00	5,995.00	.00
	<i>Budgetary Fund Balance Totals</i>	\$0.00	\$0.00	\$5,995.00	\$0.00
	Department 1203 - Clerk of Courts Automation Totals	\$6,004.59	\$12,196.00	\$22,095.00	\$40,100.00
	EXPENSE TOTALS	\$6,004.59	\$12,196.00	\$22,095.00	\$40,100.00
	Fund 203 - Clerk of Courts Automation Totals				
	REVENUE TOTALS	\$20,243.79	\$20,437.41	\$22,095.00	\$40,100.00
	EXPENSE TOTALS	\$6,004.59	\$12,196.00	\$22,095.00	\$40,100.00
	Fund 203 - Clerk of Courts Automation Totals	\$14,239.20	\$8,241.41	\$0.00	\$0.00
Fund 204	Register of Wills Automation				
	REVENUE				
	Department 1204 - Register of Wills Automation				
	Departmental Earnings				
4615	Register - Monthly Receipts	38,468.50	37,362.00	30,000.00	30,000.00
	<i>Departmental Earnings Totals</i>	\$38,468.50	\$37,362.00	\$30,000.00	\$30,000.00
	<i>Investment Earnings</i>				
4081	Interest	27.98	883.91	200.00	400.00
	<i>Investment Earnings Totals</i>	\$27.98	\$883.91	\$200.00	\$400.00
	<i>Budgetary Fund Balance</i>				
3900	Budgetary Beginning Fund Balance Unreserved	.00	.00	64,800.00	87,305.00
	<i>Budgetary Fund Balance Totals</i>	\$0.00	\$0.00	\$64,800.00	\$87,305.00
	Department 1204 - Register of Wills Automation Totals	\$38,496.48	\$38,245.91	\$95,000.00	\$117,705.00
	REVENUE TOTALS	\$38,496.48	\$38,245.91	\$95,000.00	\$117,705.00
	EXPENSE				
	Department 1204 - Register of Wills Automation				
	Supplies and Minor Equipment				
6602	Minor Equipment Purchases	.00	.00	20,000.00	25,000.00
	<i>Supplies and Minor Equipment Totals</i>	\$0.00	\$0.00	\$20,000.00	\$25,000.00
	<i>Consultant / Contracted Services</i>				
6855	Computer Consultants Support	.00	.00	15,000.00	20,000.00
	<i>Consultant / Contracted Services Totals</i>	\$0.00	\$0.00	\$15,000.00	\$20,000.00



Budget Worksheet Report

Budget Year 2024

Account	Account Description	2021 Actual Amount	2022 Actual Amount	2023 Adopted Budget	2024 Final
Fund 204	Register of Wills Automation				
	EXPENSE				
	Department 1204 - Register of Wills Automation				
	Capital Outlay				
7752	Capital Outlay - Computer Software	.00	.00	60,000.00	72,705.00
	<i>Capital Outlay Totals</i>	\$0.00	\$0.00	\$60,000.00	\$72,705.00
	Department 1204 - Register of Wills Automation Totals	\$0.00	\$0.00	\$95,000.00	\$117,705.00
	EXPENSE TOTALS	\$0.00	\$0.00	\$95,000.00	\$117,705.00
	Fund 204 - Register of Wills Automation Totals				
	REVENUE TOTALS	\$38,496.48	\$38,245.91	\$95,000.00	\$117,705.00
	EXPENSE TOTALS	\$0.00	\$0.00	\$95,000.00	\$117,705.00
	Fund 204 - Register of Wills Automation Totals	\$38,496.48	\$38,245.91	\$0.00	\$0.00
Fund 205	Offenders Supervisory				
	REVENUE				
	Department 2205 - Offender Supervisory Fees				
	Intergovernmental - State Grants				
4260.9030	OSF - State Share	408,659.37	395,013.33	600,000.00	250,000.00
	<i>Intergovernmental - State Grants Totals</i>	\$408,659.37	\$395,013.33	\$600,000.00	\$250,000.00
	Departmental Earnings				
4614	Miscellaneous Departmental Receipts	400,269.15	404,231.91	300,000.00	550,000.00
	<i>Departmental Earnings Totals</i>	\$400,269.15	\$404,231.91	\$300,000.00	\$550,000.00
	Investment Earnings				
4081	Interest	60.18	800.51	250.00	1,500.00
	<i>Investment Earnings Totals</i>	\$60.18	\$800.51	\$250.00	\$1,500.00
	Department 2205 - Offender Supervisory Fees Totals	\$808,988.70	\$800,045.75	\$900,250.00	\$801,500.00
	REVENUE TOTALS	\$808,988.70	\$800,045.75	\$900,250.00	\$801,500.00
	EXPENSE				
	Department 2205 - Offender Supervisory Fees				
	Supplies and Minor Equipment				
6602	Minor Equipment Purchases	42,106.07	21,773.12	.00	.00
	<i>Supplies and Minor Equipment Totals</i>	\$42,106.07	\$21,773.12	\$0.00	\$0.00
	Capital Outlay				
7751	Capital Outlay - Vehicles	102,123.00	.00	.00	.00
7752	Capital Outlay - Computer Software	18,400.00	.00	.00	.00
	<i>Capital Outlay Totals</i>	\$120,523.00	\$0.00	\$0.00	\$0.00
	Other Financing Uses				
7801	Operating Transfers Out	717,000.00	643,946.00	670,000.00	670,000.00
	<i>Other Financing Uses Totals</i>	\$717,000.00	\$643,946.00	\$670,000.00	\$670,000.00



Budget Worksheet Report

Budget Year 2024

Account	Account Description	2021 Actual Amount	2022 Actual Amount	2023 Adopted Budget	2024 Final
Fund	205 - Offenders Supervisory				
	EXPENSE				
	Department 2205 - Offender Supervisory Fees				
	<i>Budgetary Fund Balance</i>				
8900	Budgetary Ending Fund Balance	.00	.00	230,250.00	131,500.00
	<i>Budgetary Fund Balance Totals</i>	\$0.00	\$0.00	\$230,250.00	\$131,500.00
	Department 2205 - Offender Supervisory Fees Totals	\$879,629.07	\$665,719.12	\$900,250.00	\$801,500.00
	EXPENSE TOTALS	\$879,629.07	\$665,719.12	\$900,250.00	\$801,500.00
	Fund 205 - Offenders Supervisory Totals				
	REVENUE TOTALS	\$808,988.70	\$800,045.75	\$900,250.00	\$801,500.00
	EXPENSE TOTALS	\$879,629.07	\$665,719.12	\$900,250.00	\$801,500.00
	Fund 205 - Offenders Supervisory Totals	(\$70,640.37)	\$134,326.63	\$0.00	\$0.00
Fund	206 - Act 152 Demolition Fund				
	REVENUE				
	Department 1206 - Act 152 Demolition Fund				
	<i>Departmental Earnings</i>				
4420	Act 152 Demolition Fee	203,265.00	165,975.00	199,000.00	.00
	<i>Departmental Earnings Totals</i>	\$203,265.00	\$165,975.00	\$199,000.00	\$0.00
	Department 1206 - Act 152 Demolition Fund Totals	\$203,265.00	\$165,975.00	\$199,000.00	\$0.00
	REVENUE TOTALS	\$203,265.00	\$165,975.00	\$199,000.00	\$0.00
	EXPENSE				
	Department 1206 - Act 152 Demolition Fund				
	<i>Consultant / Contracted Services</i>				
6860	Misc Contracted Services	.00	252,000.00	199,000.00	.00
	<i>Consultant / Contracted Services Totals</i>	\$0.00	\$252,000.00	\$199,000.00	\$0.00
	Department 1206 - Act 152 Demolition Fund Totals	\$0.00	\$252,000.00	\$199,000.00	\$0.00
	EXPENSE TOTALS	\$0.00	\$252,000.00	\$199,000.00	\$0.00
	Fund 206 - Act 152 Demolition Fund Totals				
	REVENUE TOTALS	\$203,265.00	\$165,975.00	\$199,000.00	\$0.00
	EXPENSE TOTALS	\$0.00	\$252,000.00	\$199,000.00	\$0.00
	Fund 206 - Act 152 Demolition Fund Totals	\$203,265.00	(\$86,025.00)	\$0.00	\$0.00
Fund	207 - Coronavirus Relief Fund				
	REVENUE				
	Department 1207 - Coronavirus Relief Fund				
	<i>Investment Earnings</i>				
4081	Interest	536.78	.00	.00	.00
	<i>Investment Earnings Totals</i>	\$536.78	\$0.00	\$0.00	\$0.00



Budget Worksheet Report

Budget Year 2024

Account	Account Description	2021 Actual Amount	2022 Actual Amount	2023 Adopted Budget	2024 Final
Fund 207	Coronavirus Relief Fund				
	REVENUE				
Department 1207	Coronavirus Relief Fund Totals	\$536.78	\$0.00	\$0.00	\$0.00
	REVENUE TOTALS	\$536.78	\$0.00	\$0.00	\$0.00
Fund 207	Coronavirus Relief Fund Totals	\$536.78	\$0.00	\$0.00	\$0.00
	REVENUE TOTALS	\$536.78	\$0.00	\$0.00	\$0.00
Fund 207	Coronavirus Relief Fund Totals	\$536.78	\$0.00	\$0.00	\$0.00
Fund 208	American Rescue Plan (ARP) Fund				
	REVENUE				
Department 1208	American Rescue Plan (ARP) Fund				
	<i>Intergovernmental -- Federal Grants</i>				
4155.21027	Coronavirus State and Local Fiscal Recovery Funds (CSLRF)	176,685.00	21,751,340.07	.00	.00
	<i>Intergovernmental -- Federal Grants Totals</i>	\$176,685.00	\$21,751,340.07	\$0.00	\$0.00
	<i>Investment Earnings</i>				
4081	Interest	5,035.02	1,071,642.55	1,200,000.00	2,000,000.00
	<i>Investment Earnings Totals</i>	\$5,035.02	\$1,071,642.55	\$1,200,000.00	\$2,000,000.00
	<i>Budgetary Fund Balance</i>				
3900	Budgetary Beginning Fund Balance Unreserved	.00	.00	36,647,379.00	.00
3905	Budgetary Beginning Fund Balance Reserved	.00	.00	.00	36,647,379.00
	<i>Budgetary Fund Balance Totals</i>	\$0.00	\$0.00	\$36,647,379.00	\$36,647,379.00
Department 1208	American Rescue Plan (ARP) Fund Totals	\$181,720.02	\$22,822,982.62	\$37,847,379.00	\$38,647,379.00
	REVENUE TOTALS	\$181,720.02	\$22,822,982.62	\$37,847,379.00	\$38,647,379.00
	EXPENSE				
Department 1208	American Rescue Plan (ARP) Fund				
	<i>General Administration</i>				
7126	Administration	160,090.00	204,197.78	.00	.00
7133.1120	Other Public Health Services - CountyWide Public Health Response	6,000.00	.00	.00	.00
7133.1701	Other Public Health Services - Emergency Radios	.00	6,574,429.91	.00	.00
7134.1200	County Covid-19 Testing	.00	33,750.00	.00	.00
7136.1400	Prevention in Congregate Settings - County	7,595.00	.00	.00	.00
7136.1401	Prevention in Congregate Settings - CCBC Project	.00	834,800.06	.00	.00
7136.1500	Public Health - Personal Protective Equipment - County	.00	1,766.18	.00	.00
7136.1601	Medical Expenses - Heritage Valley	.00	1,011,401.00	.00	.00
7145.1810	Water and Sewer: Other - Big Beaver Borough	.00	22,600.00	.00	.00



Budget Worksheet Report

Budget Year 2024

Account	Account Description	2021 Actual Amount	2022 Actual Amount	2023 Adopted Budget	2024 Final
Fund 208	American Rescue Plan (ARP) Fund				
	EXPENSE				
	Department 1208 - American Rescue Plan (ARP) Fund				
	General Administration				
7145.1818	Water and Sewer: Other - Center Twp Water Authority	.00	830,000.00	.00	.00
7145.1821	Water and Sewer: Other - East Rochester Borough	.00	13,320.00	.00	.00
7145.1832	Water and Sewer: Other - Midland Water Authority	.00	15,755.20	.00	.00
7145.1833	Water and Sewer: Other - Monaca Borough	.00	1,250,000.00	.00	.00
7145.1842	Water and Sewer: Other - Rochester Borough SMA	.00	242,425.00	.00	.00
7145.1846	Water and Sewer: Other - White Township	.00	81,205.50	.00	.00
7145.1847	Water and Sewer: Other - Marion Township	.00	40,617.00	.00	.00
7145.1850	Water and Sewer: Other - Bradys Run Sewer Line	.00	47,901.38	.00	.00
7145.2100	ARP Broadband - Other Projects - County Wide	.00	887,000.31	.00	.00
7151.6100	Provision of Government Services - County Wide	3,000.00	6,089,187.30	.00	.00
7152.0201	Household Assistance: Rent, Mortgage, & Aid - Men's Shelter	.00	828,228.30	.00	.00
7152.2900	Assistance to Small Bus.: Loans or Grants - Small Business CW	.00	829,142.00	.00	.00
7152.3400	Assistance to Non-Prof.: Assist to Impacted NP Org - Non-Prof CW	.00	379,436.00	.00	.00
	<i>General Administration Totals</i>	\$176,685.00	\$20,217,162.92	\$0.00	\$0.00
	<i>Capital Outlay</i>				
7751.6100	Capital Outlay - Vehicles (Provision of Govt Services)	.00	95,322.00	.00	.00
7754.6100	Capital Outlay - Equipment (Provision of Govt Services)	.00	64,673.44	.00	.00
7757.6100	Capital Outlay - Buildings (Provision of Govt Services)	.00	1,046,701.71	.00	.00
7760.6100	Infrastructure - (Provision of Govt Services)	.00	327,480.00	.00	.00
	<i>Capital Outlay Totals</i>	\$0.00	\$1,534,177.15	\$0.00	\$0.00
	<i>Other Financing Uses</i>				
7801	Operating Transfers Out	.00	.00	2,847,379.00	4,552,941.00
7806	Interest Transfers Out	.00	1,071,642.55	.00	.00
	<i>Other Financing Uses Totals</i>	\$0.00	\$1,071,642.55	\$2,847,379.00	\$4,552,941.00
	<i>Budgetary Fund Balance</i>				
8900	Budgetary Ending Fund Balance	.00	.00	35,000,000.00	34,094,438.00
	<i>Budgetary Fund Balance Totals</i>	\$0.00	\$0.00	\$35,000,000.00	\$34,094,438.00
Department 1208	American Rescue Plan (ARP) Fund	\$176,685.00	\$22,822,982.62	\$37,847,379.00	\$38,647,379.00
	EXPENSE TOTALS	\$176,685.00	\$22,822,982.62	\$37,847,379.00	\$38,647,379.00



Budget Worksheet Report

Budget Year 2024

Account	Account Description	2021 Actual Amount	2022 Actual Amount	2023 Adopted Budget	2024 Final
Fund	208 - American Rescue Plan (ARP) Fund Totals				
	REVENUE TOTALS	\$181,720.02	\$22,822,982.62	\$37,847,379.00	\$38,647,379.00
	EXPENSE TOTALS	\$176,685.00	\$22,822,982.62	\$37,847,379.00	\$38,647,379.00
Fund	208 - American Rescue Plan (ARP) Fund Totals	\$5,035.02	\$0.00	\$0.00	\$0.00
Fund	210 - Victim Witness				
	REVENUE				
	Department 2210 - Rights and Services				
	<i>Intergovernmental - State Grants</i>				
4242.8191	Victim / Witness State Share	89,969.42	87,228.72	106,653.00	106,653.00
	<i>Intergovernmental - State Grants Totals</i>	\$89,969.42	\$87,228.72	\$106,653.00	\$106,653.00
	<i>Investment Earnings</i>				
4081	Interest	3.28	11.43	2.00	12.00
	<i>Investment Earnings Totals</i>	\$3.28	\$11.43	\$2.00	\$12.00
	Department 2210 - Rights and Services Totals	\$89,972.70	\$87,240.15	\$106,655.00	\$106,665.00
	Department 2211 - Victims of Crime				
	<i>Intergovernmental -- Federal Grants</i>				
4126.16575	Crime Victim Assistance	97,563.72	87,586.00	110,544.00	110,544.00
	<i>Intergovernmental -- Federal Grants Totals</i>	\$97,563.72	\$87,586.00	\$110,544.00	\$110,544.00
	Department 2211 - Victims of Crime Totals	\$97,563.72	\$87,586.00	\$110,544.00	\$110,544.00
	Department 2212 - Victims of Juvenile Offenders				
	<i>Intergovernmental - State Grants</i>				
4242.8196	Victim of Juvenile Offenders	30,053.28	22,159.56	38,852.00	38,852.00
	<i>Intergovernmental - State Grants Totals</i>	\$30,053.28	\$22,159.56	\$38,852.00	\$38,852.00
	Department 2212 - Victims of Juvenile Offenders Totals	\$30,053.28	\$22,159.56	\$38,852.00	\$38,852.00
	REVENUE TOTALS	\$217,589.70	\$196,985.71	\$256,051.00	\$256,061.00
	EXPENSE				
	Department 2210 - Rights and Services				
	<i>Wages and Salaries</i>				
6006	Full Time Wages	52,861.56	52,253.62	58,803.00	58,651.00
6007	Part Time Wages	3,351.90	1,981.92	4,187.00	4,356.00
	<i>Wages and Salaries Totals</i>	\$56,213.46	\$54,235.54	\$62,990.00	\$63,007.00
	<i>Premium Wages</i>				
6078	Lump Sum Longevity Pay	130.00	120.00	.00	.00
	<i>Premium Wages Totals</i>	\$130.00	\$120.00	\$0.00	\$0.00
	<i>Fringe Benefits</i>				
6101	FICA	3,382.23	3,265.17	4,095.00	3,907.00
6102	Medicare	791.06	763.64	958.00	914.00



Budget Worksheet Report

Budget Year 2024

Account	Account Description	2021 Actual Amount	2022 Actual Amount	2023 Adopted Budget	2024 Final
Fund 210	Victim Witness				
	EXPENSE				
	Department 2210 - Rights and Services				
	<i>Fringe Benefits</i>				
6104	Health	20,737.20	20,262.01	22,176.00	20,908.00
6105	Dental	793.52	783.55	895.00	895.00
6106	Vision	208.85	204.05	226.00	226.00
6107	Life	97.09	94.87	105.00	105.00
6108	Sick & Accident	293.12	271.13	315.00	315.00
	<i>Fringe Benefits Totals</i>	<u>\$26,303.07</u>	<u>\$25,644.42</u>	<u>\$28,770.00</u>	<u>\$27,270.00</u>
	<i>Fringe Benefits Other</i>				
6103	Retirement	6,235.45	5,142.02	5,191.00	5,191.00
6109	Workers Compensation	83.84	80.97	121.00	121.00
6110	Unemployment Compensation	(1.46)	.00	.00	.00
6111	Waiver of Health Insurance	.00	.00	.00	1,500.00
	<i>Fringe Benefits Other Totals</i>	<u>\$6,317.83</u>	<u>\$5,222.99</u>	<u>\$5,312.00</u>	<u>\$6,812.00</u>
	<i>Personnel Expense</i>				
6209	Employee Physicals	27.20	.00	.00	.00
6212	Employee Assistance Program	12.24	12.28	13.00	13.00
	<i>Personnel Expense Totals</i>	<u>\$39.44</u>	<u>\$12.28</u>	<u>\$13.00</u>	<u>\$13.00</u>
	<i>Communication</i>				
6504	Postage	168.43	122.62	480.00	480.00
	<i>Communication Totals</i>	<u>\$168.43</u>	<u>\$122.62</u>	<u>\$480.00</u>	<u>\$480.00</u>
	<i>Supplies and Minor Equipment</i>				
6601.1607	Supplies - Other	761.88	292.57	5,130.00	688.00
6606	Maintenance Agreements	377.58	377.58	420.00	504.00
	<i>Supplies and Minor Equipment Totals</i>	<u>\$1,139.46</u>	<u>\$670.15</u>	<u>\$5,550.00</u>	<u>\$1,192.00</u>
	<i>Transportation</i>				
6751	Travel	47.98	.00	871.00	871.00
	<i>Transportation Totals</i>	<u>\$47.98</u>	<u>\$0.00</u>	<u>\$871.00</u>	<u>\$871.00</u>
	<i>General Administration</i>				
7108	Indirect Expense	.00	.00	2,669.00	.00
	<i>General Administration Totals</i>	<u>\$0.00</u>	<u>\$0.00</u>	<u>\$2,669.00</u>	<u>\$0.00</u>
	<i>Budgetary Fund Balance</i>				
8900	Budgetary Ending Fund Balance	.00	.00	.00	7,020.00
	<i>Budgetary Fund Balance Totals</i>	<u>\$0.00</u>	<u>\$0.00</u>	<u>\$0.00</u>	<u>\$7,020.00</u>
	Department 2210 - Rights and Services Totals	<u>\$90,359.67</u>	<u>\$86,028.00</u>	<u>\$106,655.00</u>	<u>\$106,665.00</u>



Budget Worksheet Report

Budget Year 2024

Account	Account Description	2021 Actual Amount	2022 Actual Amount	2023 Adopted Budget	2024 Final
Fund 210	Victim Witness				
	EXPENSE				
	Department 2211 - Victims of Crime				
	Wages and Salaries				
6006	Full Time Wages	52,939.46	51,408.36	58,632.00	56,503.00
6007	Part Time Wages	4,497.89	3,031.18	6,386.00	6,504.00
	<i>Wages and Salaries Totals</i>	<u>\$57,437.35</u>	<u>\$54,439.54</u>	<u>\$65,018.00</u>	<u>\$63,007.00</u>
	<i>Premium Wages</i>				
6078	Lump Sum Longevity Pay	97.50	97.50	.00	.00
	<i>Premium Wages Totals</i>	<u>\$97.50</u>	<u>\$97.50</u>	<u>\$0.00</u>	<u>\$0.00</u>
	<i>Fringe Benefits</i>				
6101	FICA	3,469.93	3,278.15	4,230.00	3,907.00
6102	Medicare	811.55	766.68	990.00	914.00
6104	Health	20,882.42	20,116.82	22,176.00	17,345.00
6105	Dental	799.06	777.69	897.00	897.00
6106	Vision	210.25	202.53	222.00	220.00
6107	Life	97.79	94.19	103.00	103.00
6108	Sick & Accident	295.22	268.99	309.00	309.00
	<i>Fringe Benefits Totals</i>	<u>\$26,566.22</u>	<u>\$25,505.05</u>	<u>\$28,927.00</u>	<u>\$23,695.00</u>
	<i>Fringe Benefits Other</i>				
6103	Retirement	6,637.56	5,431.12	5,170.00	5,170.00
6109	Workers Compensation	85.64	80.90	127.00	127.00
6111	Waiver of Health Insurance	.00	.00	.00	1,500.00
	<i>Fringe Benefits Other Totals</i>	<u>\$6,723.20</u>	<u>\$5,512.02</u>	<u>\$5,297.00</u>	<u>\$6,797.00</u>
	<i>Personnel Expense</i>				
6209	Employee Physicals	40.80	29.50	.00	.00
6212	Employee Assistance Program	11.88	11.92	12.00	12.00
	<i>Personnel Expense Totals</i>	<u>\$52.68</u>	<u>\$41.42</u>	<u>\$12.00</u>	<u>\$12.00</u>
	<i>Supplies and Minor Equipment</i>				
6601.1607	Supplies - Other	6,767.69	809.60	3,227.00	13,603.00
	<i>Supplies and Minor Equipment Totals</i>	<u>\$6,767.69</u>	<u>\$809.60</u>	<u>\$3,227.00</u>	<u>\$13,603.00</u>
	<i>Transportation</i>				
6751	Travel	71.97	.00	1,621.00	3,430.00
	<i>Transportation Totals</i>	<u>\$71.97</u>	<u>\$0.00</u>	<u>\$1,621.00</u>	<u>\$3,430.00</u>
	<i>Budgetary Fund Balance</i>				
8900	Budgetary Ending Fund Balance	.00	.00	6,442.00	.00
	<i>Budgetary Fund Balance Totals</i>	<u>\$0.00</u>	<u>\$0.00</u>	<u>\$6,442.00</u>	<u>\$0.00</u>



Budget Worksheet Report

Budget Year 2024

Account	Account Description	2021 Actual Amount	2022 Actual Amount	2023 Adopted Budget	2024 Final
Fund 210	Victim Witness				
	EXPENSE				
	Department 2211 - Victims of Crime Totals	\$97,716.61	\$86,405.13	\$110,544.00	\$110,544.00
	Department 2212 - Victims of Juvenile Offenders				
	Wages and Salaries				
6006	Full Time Wages	9,213.39	9,227.77	9,681.00	9,853.00
6007	Part Time Wages	8,033.10	4,983.38	10,469.00	10,891.00
	<i>Wages and Salaries Totals</i>	\$17,246.49	\$14,211.15	\$20,150.00	\$20,744.00
	Premium Wages				
6078	Lump Sum Longevity Pay	22.50	32.50	.00	.00
	<i>Premium Wages Totals</i>	\$22.50	\$32.50	\$0.00	\$0.00
	Fringe Benefits				
6101	FICA	1,051.62	864.00	1,267.00	1,287.00
6102	Medicare	245.90	202.02	297.00	301.00
6104	Health	3,260.38	3,181.17	3,168.00	3,168.00
6105	Dental	124.76	123.29	134.00	134.00
6106	Vision	32.76	31.99	30.00	32.00
6107	Life	15.24	14.88	16.00	16.00
6108	Sick & Accident	46.22	42.62	42.00	42.00
	<i>Fringe Benefits Totals</i>	\$4,776.88	\$4,459.97	\$4,954.00	\$4,980.00
	Fringe Benefits Other				
6103	Retirement	2,562.74	2,281.89	990.00	990.00
6109	Workers Compensation	25.54	20.18	40.00	14.00
	<i>Fringe Benefits Other Totals</i>	\$2,588.28	\$2,302.07	\$1,030.00	\$1,004.00
	Personnel Expense				
6209	Employee Physicals	68.00	.00	.00	.00
6212	Employee Assistance Program	11.88	11.92	12.00	12.00
	<i>Personnel Expense Totals</i>	\$79.88	\$11.92	\$12.00	\$12.00
	Supplies and Minor Equipment				
6601.1607	Supplies - Other	5,309.22	747.55	8,897.00	7,789.00
	<i>Supplies and Minor Equipment Totals</i>	\$5,309.22	\$747.55	\$8,897.00	\$7,789.00
	Transportation				
6751	Travel	119.96	.00	2,167.00	2,167.00
	<i>Transportation Totals</i>	\$119.96	\$0.00	\$2,167.00	\$2,167.00
	Budgetary Fund Balance				
8900	Budgetary Ending Fund Balance	.00	.00	1,642.00	2,156.00
	<i>Budgetary Fund Balance Totals</i>	\$0.00	\$0.00	\$1,642.00	\$2,156.00



Budget Worksheet Report

Budget Year 2024

Account	Account Description	2021 Actual Amount	2022 Actual Amount	2023 Adopted Budget	2024 Final
Fund 210	Victim Witness				
	EXPENSE				
	Department 2212 - Victims of Juvenile Offenders	\$30,143.21	\$21,765.16	\$38,852.00	\$38,852.00
	Totals				
	EXPENSE TOTALS	\$218,219.49	\$194,198.29	\$256,051.00	\$256,061.00
Fund 210	Victim Witness Totals				
	REVENUE TOTALS	\$217,589.70	\$196,985.71	\$256,051.00	\$256,061.00
	EXPENSE TOTALS	\$218,219.49	\$194,198.29	\$256,051.00	\$256,061.00
Fund 210	Victim Witness Totals	(\$629.79)	\$2,787.42	\$0.00	\$0.00
Fund 213	Regional Booking Center				
	REVENUE				
	Department 2213 - Regional Booking Center				
	Departmental Earnings				
4416	Central Booking Fee	105,811.05	97,158.52	100,000.00	100,000.00
4614	Miscellaneous Departmental Receipts	3,140.00	3,240.00	4,000.00	3,000.00
	Departmental Earnings Totals	\$108,951.05	\$100,398.52	\$104,000.00	\$103,000.00
	Budgetary Fund Balance				
3900	Budgetary Beginning Fund Balance Unreserved	.00	.00	.00	34,017.00
	Budgetary Fund Balance Totals	\$0.00	\$0.00	\$0.00	\$34,017.00
Department 2213	Regional Booking Center Totals	\$108,951.05	\$100,398.52	\$104,000.00	\$137,017.00
	REVENUE TOTALS	\$108,951.05	\$100,398.52	\$104,000.00	\$137,017.00
	EXPENSE				
	Department 2213 - Regional Booking Center				
	Wages and Salaries				
6006	Full Time Wages	.00	.00	.00	93,577.00
6007	Part Time Wages	.00	.00	.00	1,000.00
	Wages and Salaries Totals	\$0.00	\$0.00	\$0.00	\$94,577.00
	Fringe Benefits				
6101	FICA	.00	.00	.00	5,864.00
6102	Medicare	.00	.00	.00	1,372.00
6104	Health	.00	.00	.00	15,840.00
6105	Dental	.00	.00	.00	642.00
6108	Sick & Accident	.00	.00	.00	222.00
	Fringe Benefits Totals	\$0.00	\$0.00	\$0.00	\$23,940.00
	Supplies and Minor Equipment				
6601.1607	Supplies - Other	1,437.00	1,932.72	2,500.00	2,500.00
6606	Maintenance Agreements	13,145.20	14,210.96	15,000.00	15,000.00



Budget Worksheet Report

Budget Year 2024

Account	Account Description	2021 Actual Amount	2022 Actual Amount	2023 Adopted Budget	2024 Final
Fund 213	Regional Booking Center				
	EXPENSE				
	Department 2213 - Regional Booking Center				
	Supplies and Minor Equipment				
	Supplies and Minor Equipment Totals	\$14,582.20	\$16,143.68	\$17,500.00	\$17,500.00
	General Administration				
7108	Indirect Expense	1,266.00	1,096.00	.00	1,000.00
7125	COVID-19 Expenses	509.90	.00	.00	.00
	General Administration Totals	\$1,775.90	\$1,096.00	\$0.00	\$1,000.00
	Capital Outlay				
7752	Capital Outlay - Computer Software	22,090.43	15,472.83	.00	.00
	Capital Outlay Totals	\$22,090.43	\$15,472.83	\$0.00	\$0.00
	Budgetary Fund Balance				
8900	Budgetary Ending Fund Balance	.00	.00	86,500.00	.00
	Budgetary Fund Balance Totals	\$0.00	\$0.00	\$86,500.00	\$0.00
	Department 2213 - Regional Booking Center Totals	\$38,448.53	\$32,712.51	\$104,000.00	\$137,017.00
	EXPENSE TOTALS	\$38,448.53	\$32,712.51	\$104,000.00	\$137,017.00
	Fund 213 - Regional Booking Center Totals				
	REVENUE TOTALS	\$108,951.05	\$100,398.52	\$104,000.00	\$137,017.00
	EXPENSE TOTALS	\$38,448.53	\$32,712.51	\$104,000.00	\$137,017.00
	Fund 213 - Regional Booking Center Totals	\$70,502.52	\$67,686.01	\$0.00	\$0.00
Fund 214	Opioid Remediation Settlement				
	REVENUE				
	Department 2214 - Behavioral Health Opioid				
	Departmental Earnings				
4811	Opioid Remediation Lawsuit Distribution	.00	.00	.00	1,140,246.00
	Departmental Earnings Totals	\$0.00	\$0.00	\$0.00	\$1,140,246.00
	Investment Earnings				
4081	Interest	.00	.00	.00	40,000.00
	Investment Earnings Totals	\$0.00	\$0.00	\$0.00	\$40,000.00
	Department 2214 - Behavioral Health Opioid Totals	\$0.00	\$0.00	\$0.00	\$1,180,246.00
	REVENUE TOTALS	\$0.00	\$0.00	\$0.00	\$1,180,246.00
	EXPENSE				
	Department 2214 - Behavioral Health Opioid				
	Wages and Salaries				
6006	Full Time Wages	.00	.00	.00	38,339.00
	Wages and Salaries Totals	\$0.00	\$0.00	\$0.00	\$38,339.00



Budget Worksheet Report

Budget Year 2024

Account	Account Description	2021 Actual Amount	2022 Actual Amount	2023 Adopted Budget	2024 Final
Fund 214	Opioid Remediation Settlement				
	EXPENSE				
	Department 2214 - Behavioral Health Opioid				
	<i>Fringe Benefits</i>				
6101	FICA	.00	.00	.00	2,377.00
6102	Medicare	.00	.00	.00	556.00
6104	Health	.00	.00	.00	11,088.00
6105	Dental	.00	.00	.00	45.00
6106	Vision	.00	.00	.00	112.00
6107	Life	.00	.00	.00	6.00
6108	Sick & Accident	.00	.00	.00	156.00
	<i>Fringe Benefits Totals</i>	\$0.00	\$0.00	\$0.00	\$14,340.00
	<i>Fringe Benefits Other</i>				
6109	Workers Compensation	.00	.00	.00	40.00
	<i>Fringe Benefits Other Totals</i>	\$0.00	\$0.00	\$0.00	\$40.00
	<i>Consultant / Contracted Services</i>				
6853	Legal	.00	.00	.00	2,500.00
	<i>Consultant / Contracted Services Totals</i>	\$0.00	\$0.00	\$0.00	\$2,500.00
	<i>Sub-Contracted Services</i>				
6951	Human Service Providers	.00	.00	.00	1,099,827.00
	<i>Sub-Contracted Services Totals</i>	\$0.00	\$0.00	\$0.00	\$1,099,827.00
	<i>General Administration</i>				
7108	Indirect Expense	.00	.00	.00	5,000.00
7118	Bank Charges / Bank Interest	.00	.00	.00	200.00
7122	Other Expenses	.00	.00	.00	10,000.00
7126	Administration	.00	.00	.00	10,000.00
	<i>General Administration Totals</i>	\$0.00	\$0.00	\$0.00	\$25,200.00
	Department 2214 - Behavioral Health Opioid Totals	\$0.00	\$0.00	\$0.00	\$1,180,246.00
	EXPENSE TOTALS	\$0.00	\$0.00	\$0.00	\$1,180,246.00
Fund 214	Opioid Remediation Settlement Totals				
	REVENUE TOTALS	\$0.00	\$0.00	\$0.00	\$1,180,246.00
	EXPENSE TOTALS	\$0.00	\$0.00	\$0.00	\$1,180,246.00
Fund 214	Opioid Remediation Settlement Totals	\$0.00	\$0.00	\$0.00	\$0.00



Budget Worksheet Report

Budget Year 2024

Account	Account Description	2021 Actual Amount	2022 Actual Amount	2023 Adopted Budget	2024 Final
Fund 220	Domestic Relations				
	REVENUE				
	Department 2220 - Domestic Relations				
	Intergovernmental -- Federal Grants				
4182.93563	Child Support Enforcement	2,253,095.11	1,821,728.47	1,988,929.00	2,030,812.00
	<i>Intergovernmental -- Federal Grants Totals</i>	\$2,253,095.11	\$1,821,728.47	\$1,988,929.00	\$2,030,812.00
	<i>Local Grants</i>				
4350	County Matches	616,980.84	934,192.00	959,442.00	992,455.00
	<i>Local Grants Totals</i>	\$616,980.84	\$934,192.00	\$959,442.00	\$992,455.00
	<i>Departmental Earnings</i>				
4617	Program Income	8,729.88	5,266.22	6,000.00	3,000.00
5601	Miscellaneous Income	129.50	.00	2,000.00	2,000.00
	<i>Departmental Earnings Totals</i>	\$8,859.38	\$5,266.22	\$8,000.00	\$5,000.00
	<i>Investment Earnings</i>				
4081	Interest	28.55	75.60	40.00	500.00
	<i>Investment Earnings Totals</i>	\$28.55	\$75.60	\$40.00	\$500.00
	Department 2220 - Domestic Relations Totals	\$2,878,963.88	\$2,761,262.29	\$2,956,411.00	\$3,028,767.00
	REVENUE TOTALS	\$2,878,963.88	\$2,761,262.29	\$2,956,411.00	\$3,028,767.00
	EXPENSE				
	Department 2220 - Domestic Relations				
	Wages and Salaries				
6006	Full Time Wages	1,787,482.80	1,829,075.43	1,844,128.00	1,929,991.00
	<i>Wages and Salaries Totals</i>	\$1,787,482.80	\$1,829,075.43	\$1,844,128.00	\$1,929,991.00
	<i>Premium Wages</i>				
6077	Contracted Sick & Vacation Buy Back	8,722.94	8,154.18	100.00	9,000.00
6078	Lump Sum Longevity Pay	1,750.00	1,750.00	2,000.00	2,000.00
6081	Premium Pay	4.64	.00	.00	.00
	<i>Premium Wages Totals</i>	\$10,477.58	\$9,904.18	\$2,100.00	\$11,000.00
	<i>Fringe Benefits</i>				
6101	FICA	108,304.62	111,147.23	115,534.00	119,659.00
6102	Medicare	25,329.38	25,994.10	27,020.00	27,985.00
6104	Health	429,857.62	398,386.90	402,336.00	374,400.00
6105	Dental	16,600.10	15,726.72	16,292.00	16,680.00
6106	Vision	4,367.76	4,077.48	4,051.00	4,146.00
6107	Life	2,105.22	2,081.48	2,106.00	1,984.00
6108	Sick & Accident	6,339.02	5,971.95	6,082.00	6,438.00
	<i>Fringe Benefits Totals</i>	\$592,903.72	\$563,385.86	\$573,421.00	\$551,292.00



Budget Worksheet Report

Budget Year 2024

Account	Account Description	2021 Actual Amount	2022 Actual Amount	2023 Adopted Budget	2024 Final
Fund 220	Domestic Relations				
	EXPENSE				
	Department 2220 - Domestic Relations				
	<i>Fringe Benefits Other</i>				
6103	Retirement	242,953.45	175,380.66	223,011.00	215,073.00
6109	Workers Compensation	2,631.55	2,651.88	4,472.00	4,632.00
6111	Waiver of Health Insurance	3,807.54	9,230.40	9,000.00	12,000.00
	<i>Fringe Benefits Other Totals</i>	\$249,392.54	\$187,262.94	\$236,483.00	\$231,705.00
	<i>Personnel Expense</i>				
6201	Dues / Memberships	525.00	525.00	600.00	600.00
6202	Books and Subscriptions	5,912.68	5,821.52	6,000.00	6,000.00
6203	Training	.00	.00	2,000.00	2,000.00
6209	Employee Physicals	331.00	138.00	245.00	245.00
6212	Employee Assistance Program	531.00	532.24	576.00	576.00
	<i>Personnel Expense Totals</i>	\$7,299.68	\$7,016.76	\$9,421.00	\$9,421.00
	<i>Occupancy</i>				
6401	Rent	2,600.00	2,600.00	2,600.00	2,600.00
6413	Storage	58.80	58.91	250.00	250.00
	<i>Occupancy Totals</i>	\$2,658.80	\$2,658.91	\$2,850.00	\$2,850.00
	<i>Communication</i>				
6501	Telephone / Internet	3,463.79	.00	2,000.00	2,000.00
6504	Postage	11,228.51	14,274.17	20,000.00	20,000.00
6506	Printing	.00	.00	400.00	400.00
	<i>Communication Totals</i>	\$14,692.30	\$14,274.17	\$22,400.00	\$22,400.00
	<i>Supplies and Minor Equipment</i>				
6414.1401	Repairs & Maintenance - Buildings	.00	.00	.00	2,000.00
6414.1404	Repairs & Maintenance - Equipment	125.00	312.50	2,000.00	3,000.00
6601.1607	Supplies - Other	5,042.26	5,915.31	7,500.00	7,500.00
6602	Minor Equipment Purchases	1,405.50	4,401.07	5,600.00	7,100.00
6606	Maintenance Agreements	958.00	958.00	2,000.00	2,000.00
	<i>Supplies and Minor Equipment Totals</i>	\$7,530.76	\$11,586.88	\$17,100.00	\$21,600.00
	<i>Transportation</i>				
6751	Travel	5,300.57	6,425.51	10,000.00	10,000.00
	<i>Transportation Totals</i>	\$5,300.57	\$6,425.51	\$10,000.00	\$10,000.00
	<i>Consultant / Contracted Services</i>				
6851	Auditing	5,000.00	3,900.00	4,600.00	4,600.00
6863	Counseling Fees	3,101.00	3,391.50	7,500.00	7,500.00



Budget Worksheet Report

Budget Year 2024

Account	Account Description	2021 Actual Amount	2022 Actual Amount	2023 Adopted Budget	2024 Final
Fund 220	Domestic Relations				
	EXPENSE				
	Department 2220 - Domestic Relations				
	Consultant / Contracted Services				
	Consultant / Contracted Services Totals	\$8,101.00	\$7,291.50	\$12,100.00	\$12,100.00
	General Administration				
7108	Indirect Expense	162,703.17	144,806.02	219,408.00	219,408.00
7110	Collection Expenses	.00	.00	2,000.00	2,000.00
	General Administration Totals	\$162,703.17	\$144,806.02	\$221,408.00	\$221,408.00
	Judicial / Courts				
6204	Constable / Sheriff Costs	1,575.00	1,750.00	2,000.00	2,000.00
7252	Blood Tests	1,859.50	1,746.50	3,000.00	3,000.00
	Judicial / Courts Totals	\$3,434.50	\$3,496.50	\$5,000.00	\$5,000.00
	Department 2220 - Domestic Relations Totals	\$2,851,977.42	\$2,787,184.66	\$2,956,411.00	\$3,028,767.00
	EXPENSE TOTALS	\$2,851,977.42	\$2,787,184.66	\$2,956,411.00	\$3,028,767.00
	Fund 220 - Domestic Relations Totals				
	REVENUE TOTALS	\$2,878,963.88	\$2,761,262.29	\$2,956,411.00	\$3,028,767.00
	EXPENSE TOTALS	\$2,851,977.42	\$2,787,184.66	\$2,956,411.00	\$3,028,767.00
	Fund 220 - Domestic Relations Totals	\$26,986.46	(\$25,922.37)	\$0.00	\$0.00
Fund 225	Hazardous Materials				
	REVENUE				
	Department 3225 - Emergency Management Act 147				
	Intergovernmental - State Grants				
4259.8295	Act 147	105,395.66	65,172.00	79,809.00	64,755.00
	Intergovernmental - State Grants Totals	\$105,395.66	\$65,172.00	\$79,809.00	\$64,755.00
	Investment Earnings				
4081	Interest	7.01	90.51	20.00	120.00
	Investment Earnings Totals	\$7.01	\$90.51	\$20.00	\$120.00
	Department 3225 - Emergency Management Act 147 Totals	\$105,402.67	\$65,262.51	\$79,829.00	\$64,875.00
	Department 3226 - Emergency Services / Haz Mat				
	Intergovernmental -- Federal Grants				
4152.20703	Interagency Haz Mats Public Sector Training & Planning Grants	7,952.00	.00	19,864.00	2,000.00
	Intergovernmental -- Federal Grants Totals	\$7,952.00	\$0.00	\$19,864.00	\$2,000.00



Budget Worksheet Report

Budget Year 2024

Account	Account Description	2021 Actual Amount	2022 Actual Amount	2023 Adopted Budget	2024 Final
Fund 225	Hazardous Materials				
	REVENUE				
	Department 3226 - Emergency Services / Haz Mat				
	<i>Intergovernmental - State Grants</i>				
4259.8296	Hazardous Materials Safety Program	42,789.00	25,283.50	21,965.00	17,536.00
4292	Act 165 - Chemical Facility	73,508.28	82,535.95	77,375.00	78,900.00
	<i>Intergovernmental - State Grants Totals</i>	\$116,297.28	\$107,819.45	\$99,340.00	\$96,436.00
	<i>Contributions and Donations</i>				
4355	Contributions and Donations	500.00	1,500.00	500.00	500.00
	<i>Contributions and Donations Totals</i>	\$500.00	\$1,500.00	\$500.00	\$500.00
	<i>Investment Earnings</i>				
4081	Interest	11.14	108.84	20.00	150.00
	<i>Investment Earnings Totals</i>	\$11.14	\$108.84	\$20.00	\$150.00
	<i>Budgetary Fund Balance</i>				
3900	Budgetary Beginning Fund Balance Unreserved	.00	.00	19,000.00	.00
3905	Budgetary Beginning Fund Balance Reserved	.00	.00	.00	15,000.00
	<i>Budgetary Fund Balance Totals</i>	\$0.00	\$0.00	\$19,000.00	\$15,000.00
	Department 3226 - Emergency Services / Haz Mat	\$124,760.42	\$109,428.29	\$138,724.00	\$114,086.00
	Totals				
	REVENUE TOTALS	\$230,163.09	\$174,690.80	\$218,553.00	\$178,961.00
	EXPENSE				
	Department 3225 - Emergency Management Act 147				
	<i>Supplies and Minor Equipment</i>				
6602	Minor Equipment Purchases	26,871.55	.00	.00	.00
6606	Maintenance Agreements	5,900.00	6,170.00	6,700.00	10,000.00
	<i>Supplies and Minor Equipment Totals</i>	\$32,771.55	\$6,170.00	\$6,700.00	\$10,000.00
	<i>Consultant / Contracted Services</i>				
6851	Auditing	500.00	750.00	500.00	750.00
6860	Misc Contracted Services	10,920.00	10,528.00	22,400.00	22,400.00
	<i>Consultant / Contracted Services Totals</i>	\$11,420.00	\$11,278.00	\$22,900.00	\$23,150.00
	<i>Debt Payments</i>				
7065	Principal Capital Lease	3,462.00	3,462.00	3,462.00	1,830.00
	<i>Debt Payments Totals</i>	\$3,462.00	\$3,462.00	\$3,462.00	\$1,830.00
	<i>General Administration</i>				
7122	Other Expenses	318.26	412.08	638.00	.00
	<i>General Administration Totals</i>	\$318.26	\$412.08	\$638.00	\$0.00
	<i>Public Service / Safety</i>				
7351	Act 147 Expenses	14,364.60	28,027.68	30,629.00	7,395.00



Budget Worksheet Report

Budget Year 2024

Account	Account Description	2021 Actual Amount	2022 Actual Amount	2023 Adopted Budget	2024 Final
Fund 225	Hazardous Materials				
	EXPENSE				
	Department 3225 - Emergency Management Act 147				
	<i>Public Service / Safety</i>				
7355	Act 147 Expenses Related to Municipalities	25,269.58	2,000.00	15,500.00	22,500.00
	<i>Public Service / Safety Totals</i>	\$39,634.18	\$30,027.68	\$46,129.00	\$29,895.00
	<i>Capital Outlay</i>				
7754	Capital Outlay - Equipment	15,702.60	11,332.15	.00	.00
	<i>Capital Outlay Totals</i>	\$15,702.60	\$11,332.15	\$0.00	\$0.00
	Department 3225 - Emergency Management Act 147	\$103,308.59	\$62,681.91	\$79,829.00	\$64,875.00
	Totals				
	Department 3226 - Emergency Services / Haz Mat				
	<i>Personnel Expense</i>				
6201	Dues / Memberships	560.00	525.00	700.00	700.00
6202	Books and Subscriptions	.00	489.10	500.00	500.00
6203	Training	364.88	1,450.00	5,000.00	2,500.00
6206	Uniform / Clothing	666.44	2,409.13	2,500.00	2,500.00
6209	Employee Physicals	12,191.99	11,941.50	14,000.00	14,000.00
	<i>Personnel Expense Totals</i>	\$13,783.31	\$16,814.73	\$22,700.00	\$20,200.00
	<i>Occupancy</i>				
6405	Electric	3,320.20	2,530.59	4,000.00	4,000.00
6406	Gas	19,255.17	28,366.61	30,000.00	30,000.00
6407	Water	299.58	312.45	500.00	500.00
6408	Sewage	472.50	472.50	500.00	500.00
	<i>Occupancy Totals</i>	\$23,347.45	\$31,682.15	\$35,000.00	\$35,000.00
	<i>Communication</i>				
6501	Telephone / Internet	5,201.31	5,217.39	7,000.00	6,000.00
	<i>Communication Totals</i>	\$5,201.31	\$5,217.39	\$7,000.00	\$6,000.00
	<i>Supplies and Minor Equipment</i>				
6414.1401	Repairs & Maintenance - Buildings	6,508.27	4,358.96	4,000.00	4,000.00
6414.1404	Repairs & Maintenance - Equipment	890.09	596.25	2,000.00	2,000.00
6414.1405	Repairs & Maintenance - Vehicles	4,364.97	7,559.79	9,267.00	8,100.00
6601.1607	Supplies - Other	894.23	499.94	1,000.00	1,000.00
6602	Minor Equipment Purchases	5,326.14	7,369.47	5,000.00	5,000.00
6606	Maintenance Agreements	1,046.43	2,781.87	.00	3,000.00
	<i>Supplies and Minor Equipment Totals</i>	\$19,030.13	\$23,166.28	\$21,267.00	\$23,100.00



Budget Worksheet Report

Budget Year 2024

Account	Account Description	2021 Actual Amount	2022 Actual Amount	2023 Adopted Budget	2024 Final
Fund 225	Hazardous Materials				
	EXPENSE				
	Department 3226 - Emergency Services / Haz Mat				
	Transportation				
6751	Travel	324.66	3,757.97	5,000.00	5,000.00
	<i>Transportation Totals</i>	<u>\$324.66</u>	<u>\$3,757.97</u>	<u>\$5,000.00</u>	<u>\$5,000.00</u>
	<i>Consultant / Contracted Services</i>				
6851	Auditing	500.00	750.00	500.00	750.00
6860	Misc Contracted Services	9,940.00	.00	.00	.00
	<i>Consultant / Contracted Services Totals</i>	<u>\$10,440.00</u>	<u>\$750.00</u>	<u>\$500.00</u>	<u>\$750.00</u>
	<i>Debt Payments</i>				
7065	Principal Capital Lease	3,462.00	3,462.00	3,462.00	1,830.00
	<i>Debt Payments Totals</i>	<u>\$3,462.00</u>	<u>\$3,462.00</u>	<u>\$3,462.00</u>	<u>\$1,830.00</u>
	<i>General Administration</i>				
7114	Admin Expense Reimbursement	24,301.00	25,283.50	21,965.00	17,536.00
7122	Other Expenses	2,988.19	4,269.31	4,000.00	4,170.00
	<i>General Administration Totals</i>	<u>\$27,289.19</u>	<u>\$29,552.81</u>	<u>\$25,965.00</u>	<u>\$21,706.00</u>
	<i>Public Service / Safety</i>				
7357	Fire Extinguisher Service	.00	.00	500.00	500.00
	<i>Public Service / Safety Totals</i>	<u>\$0.00</u>	<u>\$0.00</u>	<u>\$500.00</u>	<u>\$500.00</u>
	<i>Capital Outlay</i>				
7754	Capital Outlay - Equipment	7,851.30	11,332.15	17,330.00	.00
	<i>Capital Outlay Totals</i>	<u>\$7,851.30</u>	<u>\$11,332.15</u>	<u>\$17,330.00</u>	<u>\$0.00</u>
	Department 3226 - Emergency Services / Haz Mat	<u>\$110,729.35</u>	<u>\$125,735.48</u>	<u>\$138,724.00</u>	<u>\$114,086.00</u>
	Totals				
	EXPENSE TOTALS	<u>\$214,037.94</u>	<u>\$188,417.39</u>	<u>\$218,553.00</u>	<u>\$178,961.00</u>
	Fund 225 - Hazardous Materials Totals				
	REVENUE TOTALS	<u>\$230,163.09</u>	<u>\$174,690.80</u>	<u>\$218,553.00</u>	<u>\$178,961.00</u>
	EXPENSE TOTALS	<u>\$214,037.94</u>	<u>\$188,417.39</u>	<u>\$218,553.00</u>	<u>\$178,961.00</u>
	Fund 225 - Hazardous Materials Totals	<u>\$16,125.15</u>	<u>(\$13,726.59)</u>	<u>\$0.00</u>	<u>\$0.00</u>
Fund 230	Liquid Fuels				
	REVENUE				
	Department 4230 - Liquid Fuels				
	Intergovernmental -- Federal Grants				
4151.20205	Highway Planning and Construction	82,004.45	.00	.00	200,000.00
	<i>Intergovernmental -- Federal Grants Totals</i>	<u>\$82,004.45</u>	<u>\$0.00</u>	<u>\$0.00</u>	<u>\$200,000.00</u>
	<i>Intergovernmental - State Grants</i>				
4250.8242	Bi-Annual Liquid Fuels	336,268.55	357,978.24	364,000.00	345,000.00



Budget Worksheet Report

Budget Year 2024

Account	Account Description	2021 Actual Amount	2022 Actual Amount	2023 Adopted Budget	2024 Final
Fund 230	Liquid Fuels				
REVENUE					
Department 4230 - Liquid Fuels					
<i>Intergovernmental - State Grants</i>					
4250.8243	Bridges	19,932.21	750.00	.00	37,500.00
4250.8244	Lighting	47,615.27	58,990.42	52,500.00	52,500.00
4250.8245	Act 44 Bridge Funds	136,536.38	135,274.09	136,000.00	135,000.00
4250.8246	Act 13 Marcellus Shale Allocation	160,462.06	274,732.32	274,732.00	329,000.00
4250.8247	Act 89 Bridge Funds	264,986.16	255,361.69	264,000.00	263,000.00
4250.8248	County Fee for Local Use Fund	844,330.00	818,675.00	844,000.00	820,000.00
<i>Intergovernmental - State Grants Totals</i>		\$1,810,130.63	\$1,901,761.76	\$1,935,232.00	\$1,982,000.00
<i>Departmental Earnings</i>					
5001	Lighting Expressway & Bypass	15,259.08	16,352.29	15,750.00	15,750.00
5601	Miscellaneous Income	750.00	.00	.00	.00
<i>Departmental Earnings Totals</i>		\$16,009.08	\$16,352.29	\$15,750.00	\$15,750.00
<i>Investment Earnings</i>					
4081	Interest	2,376.13	64,387.38	9,500.00	328,237.00
<i>Investment Earnings Totals</i>		\$2,376.13	\$64,387.38	\$9,500.00	\$328,237.00
Department 4230 - Liquid Fuels Totals		\$1,910,520.29	\$1,982,501.43	\$1,960,482.00	\$2,525,987.00
REVENUE TOTALS		\$1,910,520.29	\$1,982,501.43	\$1,960,482.00	\$2,525,987.00
EXPENSE					
Department 4230 - Liquid Fuels					
<i>Wages and Salaries</i>					
6006	Full Time Wages	50,576.14	51,898.72	51,899.00	55,327.00
<i>Wages and Salaries Totals</i>		\$50,576.14	\$51,898.72	\$51,899.00	\$55,327.00
<i>Premium Wages</i>					
6077	Contracted Sick & Vacation Buy Back	.00	998.04	300.00	300.00
6078	Lump Sum Longevity Pay	500.00	500.00	250.00	250.00
<i>Premium Wages Totals</i>		\$500.00	\$1,498.04	\$550.00	\$550.00
<i>Fringe Benefits</i>					
6101	FICA	3,063.50	3,203.87	3,218.00	3,465.00
6102	Medicare	716.47	749.29	733.00	811.00
6104	Health	15,840.00	15,840.00	15,840.00	15,840.00
6105	Dental	606.12	614.97	607.00	607.00
6106	Vision	159.48	159.48	160.00	160.00
6107	Life	74.16	74.16	75.00	75.00
6108	Sick & Accident	223.85	212.75	222.00	222.00



Budget Worksheet Report

Budget Year 2024

Account	Account Description	2021 Actual Amount	2022 Actual Amount	2023 Adopted Budget	2024 Final
Fund 230	Liquid Fuels				
	EXPENSE				
	Department 4230 - Liquid Fuels				
	<i>Fringe Benefits</i>				
	<i>Fringe Benefits Totals</i>	\$20,683.58	\$20,854.52	\$20,855.00	\$21,180.00
	<i>Fringe Benefits Other</i>				
6103	Retirement	6,456.58	5,006.47	5,470.00	5,470.00
6109	Workers Compensation	75.78	77.76	122.00	122.00
	<i>Fringe Benefits Other Totals</i>	\$6,532.36	\$5,084.23	\$5,592.00	\$5,592.00
	<i>Personnel Expense</i>				
6212	Employee Assistance Program	18.00	18.04	18.00	18.00
	<i>Personnel Expense Totals</i>	\$18.00	\$18.04	\$18.00	\$18.00
	<i>Communication</i>				
6502	Cellular / Air Card Service	480.26	480.12	520.00	520.00
6504	Postage	87.09	90.05	200.00	125.00
6507	Advertising	932.50	.00	2,000.00	2,000.00
	<i>Communication Totals</i>	\$1,499.85	\$570.17	\$2,720.00	\$2,645.00
	<i>Supplies and Minor Equipment</i>				
6414.1404	Repairs & Maintenance - Equipment	2,418.44	5,228.31	3,500.00	5,000.00
6414.1405	Repairs & Maintenance - Vehicles	17,298.68	8,618.00	13,000.00	13,000.00
6601.1607	Supplies - Other	303.52	343.40	500.00	500.00
6602	Minor Equipment Purchases	11,801.88	11,631.33	1,200.00	4,000.00
	<i>Supplies and Minor Equipment Totals</i>	\$31,822.52	\$25,821.04	\$18,200.00	\$22,500.00
	<i>Consultant / Contracted Services</i>				
6851	Auditing	3,800.00	3,900.00	3,800.00	3,900.00
6856	Engineer	16,531.67	9,137.36	65,000.00	40,000.00
6860	Misc Contracted Services	152,043.31	222,239.76	350,000.00	350,000.00
6878.1854	Roads	22,792.73	736,695.72	560,000.00	510,000.00
6878.1855	Bridges	565.48	1,834.87	2,500.00	2,500.00
	<i>Consultant / Contracted Services Totals</i>	\$195,733.19	\$973,807.71	\$981,300.00	\$906,400.00
	<i>Debt Payments</i>				
7065	Principal Capital Lease	1,440.00	1,440.00	1,560.00	1,500.00
	<i>Debt Payments Totals</i>	\$1,440.00	\$1,440.00	\$1,560.00	\$1,500.00
	<i>General Administration</i>				
7108	Indirect Expense	22,041.00	26,889.00	23,000.00	27,000.00
7114	Admin Expense Reimbursement	64,997.41	64,924.64	65,000.00	65,000.00



Budget Worksheet Report

Budget Year 2024

Account	Account Description	2021 Actual Amount	2022 Actual Amount	2023 Adopted Budget	2024 Final
Fund 230	Liquid Fuels				
	EXPENSE				
	Department 4230 - Liquid Fuels				
	General Administration				
	<i>General Administration Totals</i>	\$87,038.41	\$91,813.64	\$88,000.00	\$92,000.00
	<i>Public Works and Enterprises</i>				
7553	Bridge Electricity	19,265.30	23,520.82	21,000.00	21,000.00
7554	By-Pass Lighting	62,528.27	59,244.59	63,000.00	63,000.00
7555	Expressway Lighting	41,677.63	48,006.77	42,000.00	42,000.00
	<i>Public Works and Enterprises Totals</i>	\$123,471.20	\$130,772.18	\$126,000.00	\$126,000.00
	<i>Capital Outlay</i>				
7751	Capital Outlay - Vehicles	39,975.00	180,224.64	.00	194,900.00
7753	Capital Outlay - Computer Hardware	.00	.00	8,000.00	.00
7754	Capital Outlay - Equipment	59,276.63	66,278.94	37,596.00	.00
7757	Capital Outlay - Buildings	.00	.00	100,000.00	.00
7760	Infrastructure	101,936.66	.00	.00	250,000.00
7760.7250	Infrastructure - Ambridge/Aliquippa Bridge	400,000.00	.00	.00	.00
	<i>Capital Outlay Totals</i>	\$601,188.29	\$246,503.58	\$145,596.00	\$444,900.00
	<i>Budgetary Fund Balance</i>				
8900	Budgetary Ending Fund Balance	.00	.00	518,192.00	847,375.00
	<i>Budgetary Fund Balance Totals</i>	\$0.00	\$0.00	\$518,192.00	\$847,375.00
	Department 4230 - Liquid Fuels Totals	\$1,120,503.54	\$1,550,081.87	\$1,960,482.00	\$2,525,987.00
	EXPENSE TOTALS	\$1,120,503.54	\$1,550,081.87	\$1,960,482.00	\$2,525,987.00
	Fund 230 - Liquid Fuels Totals				
	REVENUE TOTALS	\$1,910,520.29	\$1,982,501.43	\$1,960,482.00	\$2,525,987.00
	EXPENSE TOTALS	\$1,120,503.54	\$1,550,081.87	\$1,960,482.00	\$2,525,987.00
	Fund 230 - Liquid Fuels Totals	\$790,016.75	\$432,419.56	\$0.00	\$0.00
Fund 250	Office on Aging				
	REVENUE				
	Department 5250 - Office On Aging				
	Intergovernmental -- Federal Grants				
4181.93041	Title VII Ch 3 Prevention of Elder Abuse, Neglect & Exploitation	2,780.00	2,756.00	2,641.00	2,736.00
4181.93042	Title VII Ch 2 LT Care Ombudsman Services for Older Individuals	32,776.00	15,763.00	6,603.00	6,840.00
4181.93043	Title III Part D Disease Prevention & Health Promotion Services	14,293.00	12,730.00	12,639.00	16,168.00



Budget Worksheet Report

Budget Year 2024

Account	Account Description	2021 Actual Amount	2022 Actual Amount	2023 Adopted Budget	2024 Final
Fund 250	Office on Aging				
	REVENUE				
	Department 5250 - Office On Aging				
	Intergovernmental -- Federal Grants				
4181.93044	Title III Part B Grants for Supportive Services & Senior Centers	407,146.00	540,477.00	355,488.00	318,304.00
4181.93045	Title III Part C Nutrition Services	617,513.00	903,582.00	369,338.00	328,806.00
4181.93052	National Family Caregiver Support, Title III, Part E	129,687.00	160,695.00	112,384.00	117,898.00
4181.93053	Nutrition Services Incentive Program	18,607.00	13,980.00	13,602.00	14,735.00
4181.93071	Medicare Enrollment Assistance Program	6,116.00	5,621.00	5,621.00	6,509.00
4181.93324	State Health Insurance Assistance Program	14,567.00	2,707.00	13,318.00	13,760.00
4181.93778	Medical Assistance Program	89,118.00	81,976.00	34,329.00	32,547.00
4181.93779	Centers for Medicare & Medicaid Services (CMS)	.00	10,832.00	.00	.00
	<i>Intergovernmental -- Federal Grants Totals</i>	\$1,332,603.00	\$1,751,119.00	\$925,963.00	\$858,303.00
	<i>Intergovernmental - State Grants</i>				
4205.8007	HSDF	5,513.25	14,536.30	16,000.00	6,000.00
4245.8221	Lottery Funding	3,611,404.00	3,681,500.00	3,713,319.00	3,765,467.00
	<i>Intergovernmental - State Grants Totals</i>	\$3,616,917.25	\$3,696,036.30	\$3,729,319.00	\$3,771,467.00
	<i>Local Grants</i>				
4350	County Matches	25,000.00	25,000.00	25,000.00	25,000.00
	<i>Local Grants Totals</i>	\$25,000.00	\$25,000.00	\$25,000.00	\$25,000.00
	<i>Contributions and Donations</i>				
4355	Contributions and Donations	11,600.00	5,310.00	17,000.00	12,000.00
	<i>Contributions and Donations Totals</i>	\$11,600.00	\$5,310.00	\$17,000.00	\$12,000.00
	<i>Departmental Earnings</i>				
4341	Level of Care Determinations	313,472.64	531,148.80	400,000.00	468,000.00
5102	Case Management Reimbursement	5,618.54	4,891.27	5,000.00	12,000.00
5601	Miscellaneous Income	34,052.00	9,469.00	4,880.00	4,200.00
	<i>Departmental Earnings Totals</i>	\$353,143.18	\$545,509.07	\$409,880.00	\$484,200.00
	<i>Investment Earnings</i>				
4081	Interest	248.27	1,915.87	480.00	2,400.00
	<i>Investment Earnings Totals</i>	\$248.27	\$1,915.87	\$480.00	\$2,400.00
	<i>Reimbursement Income</i>				
5872	Rebates	2,100.71	.00	.00	.00
	<i>Reimbursement Income Totals</i>	\$2,100.71	\$0.00	\$0.00	\$0.00
	Department 5250 - Office On Aging Totals	\$5,341,612.41	\$6,024,890.24	\$5,107,642.00	\$5,153,370.00
	REVENUE TOTALS	\$5,341,612.41	\$6,024,890.24	\$5,107,642.00	\$5,153,370.00



Budget Worksheet Report

Budget Year 2024

Account	Account Description	2021 Actual Amount	2022 Actual Amount	2023 Adopted Budget	2024 Final
Fund 250	Office on Aging				
	EXPENSE				
	Department 5250 - Office On Aging				
	Wages and Salaries				
6006	Full Time Wages	1,461,782.17	1,787,513.59	1,958,678.00	1,850,961.00
6008	Other Wages - Temp / Season / Etc	17,010.00	108.00	.00	.00
	<i>Wages and Salaries Totals</i>	\$1,478,792.17	\$1,787,621.59	\$1,958,678.00	\$1,850,961.00
	<i>Premium Wages</i>				
6077	Contracted Sick & Vacation Buy Back	21,664.37	23,173.99	25,000.00	25,000.00
6078	Lump Sum Longevity Pay	5,250.00	5,006.50	5,500.00	5,000.00
6079	On-Call & Call Out Pay	9,800.00	22,503.00	19,500.00	35,100.00
6080	Overtime	2,500.79	32,285.96	10,000.00	52,000.00
6081	Premium Pay	107.40	325.64	390.00	500.00
	<i>Premium Wages Totals</i>	\$39,322.56	\$83,295.09	\$60,390.00	\$117,600.00
	<i>Fringe Benefits</i>				
6101	FICA	90,241.58	112,521.44	126,113.00	123,167.00
6102	Medicare	21,104.87	26,315.51	29,494.00	28,806.00
6104	Health	371,184.01	428,818.27	434,016.00	401,372.00
6105	Dental	14,203.40	17,100.08	16,608.00	18,000.00
6106	Vision	3,737.16	4,437.09	4,370.00	4,520.00
6107	Life	1,793.43	2,193.00	2,032.00	2,473.00
6108	Sick & Accident	5,472.30	6,283.80	6,083.00	7,402.00
	<i>Fringe Benefits Totals</i>	\$507,736.75	\$597,669.19	\$618,716.00	\$585,740.00
	<i>Fringe Benefits Other</i>				
6103	Retirement	173,969.83	145,014.42	150,000.00	155,000.00
6109	Workers Compensation	5,369.78	7,353.76	7,323.00	5,368.00
6110	Unemployment Compensation	(1,729.77)	.00	3,000.00	1,000.00
6111	Waiver of Health Insurance	1,384.56	7,788.15	9,000.00	18,000.00
	<i>Fringe Benefits Other Totals</i>	\$178,994.40	\$160,156.33	\$169,323.00	\$179,368.00
	<i>Personnel Expense</i>				
6201	Dues / Memberships	9,399.00	9,875.00	10,000.00	10,000.00
6202	Books and Subscriptions	.00	140.35	.00	.00
6203	Training	2,296.52	1,130.46	7,000.00	10,000.00
6209	Employee Physicals	816.00	623.00	828.00	1,002.00
6212	Employee Assistance Program	414.00	463.24	414.00	562.00
6213	Background Checks	22.00	246.00	110.00	132.00



Budget Worksheet Report

Budget Year 2024

Account	Account Description	2021 Actual Amount	2022 Actual Amount	2023 Adopted Budget	2024 Final
Fund 250	Office on Aging				
	EXPENSE				
	Department 5250 - Office On Aging				
	Personnel Expense				
	<i>Personnel Expense Totals</i>	\$12,947.52	\$12,478.05	\$18,352.00	\$21,696.00
	<i>Occupancy</i>				
6401	Rent	175,547.13	181,664.06	182,000.00	181,665.00
6403	Custodial Services	1,226.40	1,669.89	3,000.00	2,250.00
6405	Electric	8,520.42	11,055.47	12,000.00	12,000.00
6406	Gas	2,399.09	2,647.11	5,400.00	8,400.00
6407	Water	533.42	557.14	600.00	840.00
6408	Sewage	268.01	257.60	300.00	600.00
6409	Rubbish Removal	4,780.38	5,232.21	6,000.00	5,500.00
	<i>Occupancy Totals</i>	\$193,274.85	\$203,083.48	\$209,300.00	\$211,255.00
	<i>Communication</i>				
6501	Telephone / Internet	35,976.84	48,835.50	51,000.00	46,000.00
6504	Postage	3,378.10	2,271.64	5,000.00	4,775.00
6506	Printing	70.00	.00	3,000.00	1,000.00
6507	Advertising	62,857.96	84,271.18	92,710.00	85,000.00
6508	Shipping	89.63	.00	250.00	350.00
	<i>Communication Totals</i>	\$102,372.53	\$135,378.32	\$151,960.00	\$137,125.00
	<i>Supplies and Minor Equipment</i>				
6414.1401	Repairs & Maintenance - Buildings	22,328.09	18,444.14	24,000.00	24,000.00
6414.1404	Repairs & Maintenance - Equipment	4,201.64	4,702.88	6,000.00	7,000.00
6414.1405	Repairs & Maintenance - Vehicles	783.33	327.02	2,500.00	2,500.00
6601.1603	Supplies - Program	16,460.50	36,840.65	25,000.00	44,000.00
6601.1606	Supplies - Maintenance	.00	.00	2,000.00	2,000.00
6601.1607	Supplies - Other	9,778.11	9,696.53	12,000.00	13,000.00
6602	Minor Equipment Purchases	6,027.69	63,606.15	10,000.00	10,000.00
6603	Equipment Rental	565.00	898.00	960.00	1,200.00
6604.1607	Minor Outlay - Computer Hardware	53,712.83	5,249.31	10,000.00	10,000.00
6604.1608	Minor Outlay - Computer Software	.00	.00	5,000.00	2,000.00
6604.1609	Minor Outlay - Computer Supplies	1,217.62	41.97	1,000.00	2,000.00
6606	Maintenance Agreements	3,774.52	4,407.30	4,190.00	14,000.00



Budget Worksheet Report

Budget Year 2024

Account	Account Description	2021 Actual Amount	2022 Actual Amount	2023 Adopted Budget	2024 Final
Fund 250	Office on Aging				
	EXPENSE				
	Department 5250 - Office On Aging				
	<i>Supplies and Minor Equipment</i>				
	<i>Supplies and Minor Equipment Totals</i>	\$118,849.33	\$144,213.95	\$102,650.00	\$131,700.00
	<i>Transportation</i>				
6751	Travel	6,353.48	18,706.20	16,800.00	24,000.00
7557	Gasoline	150.56	1,275.53	2,400.00	2,600.00
	<i>Transportation Totals</i>	\$6,504.04	\$19,981.73	\$19,200.00	\$26,600.00
	<i>Consultant / Contracted Services</i>				
6851	Auditing	5,000.00	3,900.00	5,000.00	5,000.00
6853	Legal	211.90	15.00	5,000.00	5,000.00
6855	Computer Consultants Support	92,159.14	71,608.08	75,200.00	65,000.00
6860	Misc Contracted Services	16,369.57	13,223.36	15,000.00	17,000.00
	<i>Consultant / Contracted Services Totals</i>	\$113,740.61	\$88,746.44	\$100,200.00	\$92,000.00
	<i>Sub-Contracted Services</i>				
6951	Human Service Providers	1,772,452.67	1,979,316.95	1,636,709.00	1,725,261.00
	<i>Sub-Contracted Services Totals</i>	\$1,772,452.67	\$1,979,316.95	\$1,636,709.00	\$1,725,261.00
	<i>Debt Payments</i>				
7065	Principal Capital Lease	2,214.00	2,964.00	2,964.00	3,564.00
	<i>Debt Payments Totals</i>	\$2,214.00	\$2,964.00	\$2,964.00	\$3,564.00
	<i>General Administration</i>				
7103	Board Member Expenses	1.79	.00	.00	.00
7108	Indirect Expense	52,408.00	72,734.00	55,000.00	65,000.00
7118	Bank Charges / Bank Interest	.00	.00	200.00	500.00
7122	Other Expenses	1,126.44	3,626.01	4,000.00	5,000.00
	<i>General Administration Totals</i>	\$53,536.23	\$76,360.01	\$59,200.00	\$70,500.00
	<i>Capital Outlay</i>				
7754	Capital Outlay - Equipment	7,251.00	.00	.00	.00
7756	Capital Outlay - Furniture / Fixtures	.00	1,895.14	.00	.00
	<i>Capital Outlay Totals</i>	\$7,251.00	\$1,895.14	\$0.00	\$0.00
	<i>Contra Revenue Accounts</i>				
7855	Unexpended Grant Revenue	796,382.00	668,825.00	.00	.00
	<i>Contra Revenue Accounts Totals</i>	\$796,382.00	\$668,825.00	\$0.00	\$0.00
	Department 5250 - Office On Aging Totals	\$5,384,370.66	\$5,961,985.27	\$5,107,642.00	\$5,153,370.00
	EXPENSE TOTALS	\$5,384,370.66	\$5,961,985.27	\$5,107,642.00	\$5,153,370.00



Budget Worksheet Report

Budget Year 2024

Account	Account Description	2021 Actual Amount	2022 Actual Amount	2023 Adopted Budget	2024 Final
Fund 250 - Office on Aging Totals					
	REVENUE TOTALS	\$5,341,612.41	\$6,024,890.24	\$5,107,642.00	\$5,153,370.00
	EXPENSE TOTALS	\$5,384,370.66	\$5,961,985.27	\$5,107,642.00	\$5,153,370.00
<hr/>					
	Fund 250 - Office on Aging Totals	(\$42,758.25)	\$62,904.97	\$0.00	\$0.00
Fund 260 - Children and Youth					
REVENUE					
Department 5260 - Children and Youth					
Intergovernmental -- Federal Grants					
4182.93090	Guardianship Assistance - Recovery	21,263.01	19,863.45	45,525.00	41,150.00
4182.93556	Promoting Safe and Stable Families	2,000.00	3,839.61	302,000.00	2,000.00
4182.93558	Temporary Assistance for Needy Families	.00	1,220,874.00	610,437.00	610,437.00
4182.93590	Community-Based Child Abuse Prevention Grants	30,600.00	15,300.00	30,600.00	.00
4182.93645	Stephanie Tubbs Jones Child Welfare Services Program	37,511.00	37,511.00	37,511.00	37,511.00
4182.93658	Foster Care - Title IV-E - Recovery	1,134,289.54	1,215,171.06	1,000,000.00	1,218,523.00
4182.93659	Adoption Assistance - Recovery	501,566.59	337,181.66	675,000.00	658,464.00
4182.93667	Social Services Block Grant	194,801.00	194,801.00	194,801.00	194,801.00
4182.93674	Chafee Foster Care Independence Program	329,233.97	100,634.00	100,634.00	100,634.00
4182.93778	Medical Assistance Program	.00	10,726.87	6,579.00	8,633.00
<hr/>					
	Intergovernmental -- Federal Grants Totals	\$2,251,265.11	\$3,155,902.65	\$3,003,087.00	\$2,872,153.00
Intergovernmental - State Grants					
4205.8001	State Information Technology Grant	253,752.86	33,293.63	200,368.00	205,548.00
4205.8005	State Share	10,004.00	10,004.00	10,004.00	10,004.00
4205.8006	Act 148	8,138,467.00	6,104,416.00	8,838,009.00	9,945,870.00
4205.8013	Special Grants	.00	3,242,069.42	2,840,441.00	2,850,165.00
4205.8016	Independent Living	488,871.24	814,003.30	887,660.00	1,188,940.00
<hr/>					
	Intergovernmental - State Grants Totals	\$8,891,095.10	\$10,203,786.35	\$12,776,482.00	\$14,200,527.00
Local Grants					
4350	County Matches	4,294,507.04	887,503.34	2,618,342.00	2,981,649.00
<hr/>					
	Local Grants Totals	\$4,294,507.04	\$887,503.34	\$2,618,342.00	\$2,981,649.00
Departmental Earnings					
5101	Program Income - Human Service	53,219.87	35,300.12	57,301.00	.00
5601	Miscellaneous Income	.00	1,150.00	.00	48,435.00
<hr/>					
	Departmental Earnings Totals	\$53,219.87	\$36,450.12	\$57,301.00	\$48,435.00
Investment Earnings					
4081	Interest	56.30	317.77	70.00	100.00



Budget Worksheet Report

Budget Year 2024

Account	Account Description	2021 Actual Amount	2022 Actual Amount	2023 Adopted Budget	2024 Final
Fund 260	Children and Youth				
REVENUE					
Department 5260 - Children and Youth					
<i>Investment Earnings</i>					
	<i>Investment Earnings Totals</i>	\$56.30	\$317.77	\$70.00	\$100.00
<i>Reimbursement Income</i>					
5872	Rebates	4,375.42	.00	.00	.00
	<i>Reimbursement Income Totals</i>	\$4,375.42	\$0.00	\$0.00	\$0.00
	Department 5260 - Children and Youth Totals	\$15,494,518.84	\$14,283,960.23	\$18,455,282.00	\$20,102,864.00
	REVENUE TOTALS	\$15,494,518.84	\$14,283,960.23	\$18,455,282.00	\$20,102,864.00
EXPENSE					
Department 5260 - Children and Youth					
<i>Wages and Salaries</i>					
6006	Full Time Wages	3,977,060.02	4,183,565.25	4,204,114.00	4,410,237.00
	<i>Wages and Salaries Totals</i>	\$3,977,060.02	\$4,183,565.25	\$4,204,114.00	\$4,410,237.00
<i>Premium Wages</i>					
6077	Contracted Sick & Vacation Buy Back	57,534.61	63,099.84	54,955.00	65,000.00
6078	Lump Sum Longevity Pay	5,250.00	5,517.38	6,000.00	7,000.00
6079	On-Call & Call Out Pay	31,320.00	38,282.50	57,200.00	45,000.00
6080	Overtime	16,191.07	21,514.52	20,000.00	26,000.00
6081	Premium Pay	34,268.49	30,818.96	36,000.00	36,000.00
	<i>Premium Wages Totals</i>	\$144,564.17	\$159,233.20	\$174,155.00	\$179,000.00
<i>Fringe Benefits</i>					
6101	FICA	247,181.20	260,404.80	265,442.00	284,533.00
6102	Medicare	57,808.55	60,901.16	62,080.00	66,544.00
6104	Health	1,056,277.99	1,044,633.16	1,188,000.00	1,224,445.00
6105	Dental	41,024.77	41,653.14	49,000.00	51,000.00
6106	Vision	10,794.26	10,796.55	12,900.00	12,900.00
6107	Life	5,309.92	5,261.66	7,000.00	7,000.00
6108	Sick & Accident	16,045.60	15,067.73	17,000.00	17,000.00
	<i>Fringe Benefits Totals</i>	\$1,434,442.29	\$1,438,718.20	\$1,601,422.00	\$1,663,422.00
<i>Fringe Benefits Other</i>					
6103	Retirement	518,182.39	398,361.16	520,000.00	520,000.00
6109	Workers Compensation	13,836.83	13,830.73	19,750.00	19,750.00
6110	Unemployment Compensation	7,439.76	2,516.33	8,200.00	8,200.00
6111	Waiver of Health Insurance	15,807.06	14,826.33	24,000.00	24,000.00



Budget Worksheet Report

Budget Year 2024

Account	Account Description	2021 Actual Amount	2022 Actual Amount	2023 Adopted Budget	2024 Final
Fund 260	Children and Youth				
	EXPENSE				
	Department 5260 - Children and Youth				
	<i>Fringe Benefits Other</i>				
	<i>Fringe Benefits Other Totals</i>	\$555,266.04	\$429,534.55	\$571,950.00	\$571,950.00
	<i>Personnel Expense</i>				
6201	Dues / Memberships	4,792.40	5,628.20	7,000.00	7,500.00
6202	Books and Subscriptions	419.23	198.01	600.00	600.00
6203	Training	5,723.56	20,899.93	21,692.00	22,000.00
6209	Employee Physicals	1,112.00	662.50	1,750.00	1,750.00
6210	Car Insurance Reimbursement	.00	.00	1,000.00	1,000.00
6212	Employee Assistance Program	1,197.00	1,277.92	1,500.00	1,500.00
	<i>Personnel Expense Totals</i>	\$13,244.19	\$28,666.56	\$33,542.00	\$34,350.00
	<i>Occupancy</i>				
6401	Rent	208,120.30	206,541.36	225,000.00	220,000.00
6401.1400	Rent - Client Services	111,522.65	154,302.84	115,000.00	155,000.00
6401.1402	Rent - Emergency Shelter	158,712.00	160,449.00	165,000.00	174,000.00
6401.1403	Rent - Independent Living	61,986.50	84,051.00	95,000.00	95,000.00
6403	Custodial Services	5,703.42	5,814.46	6,600.00	6,600.00
6405	Electric	17,746.57	23,026.63	24,200.00	24,200.00
6406	Gas	4,996.84	5,513.42	6,700.00	6,700.00
6407	Water	1,111.00	1,160.42	1,600.00	1,600.00
6408	Sewage	558.27	536.53	800.00	800.00
6409	Rubbish Removal	851.25	829.14	1,000.00	1,000.00
6413	Storage	3,519.40	2,505.25	4,000.00	4,000.00
6416	Cable	1,165.97	1,019.56	1,300.00	1,300.00
	<i>Occupancy Totals</i>	\$575,994.17	\$645,749.61	\$646,200.00	\$690,200.00
	<i>Communication</i>				
6501	Telephone / Internet	20,705.79	36,061.26	44,000.00	44,000.00
6502	Cellular / Air Card Service	88,885.30	56,253.53	75,300.00	68,000.00
6504	Postage	4,912.90	5,514.00	7,200.00	7,000.00
6506	Printing	3,381.00	6,580.00	6,550.00	6,600.00
6507	Advertising	101,227.31	128,465.07	137,050.00	137,050.00
	<i>Communication Totals</i>	\$219,112.30	\$232,873.86	\$270,100.00	\$262,650.00



Budget Worksheet Report

Budget Year 2024

Account	Account Description	2021 Actual Amount	2022 Actual Amount	2023 Adopted Budget	2024 Final
Fund 260	Children and Youth				
	EXPENSE				
	Department 5260 - Children and Youth				
	<i>Supplies and Minor Equipment</i>				
6414.1401	Repairs & Maintenance - Buildings	16,584.40	50,557.97	68,060.00	68,000.00
6414.1404	Repairs & Maintenance - Equipment	14,440.75	20,435.48	22,000.00	24,000.00
6414.1405	Repairs & Maintenance - Vehicles	3,783.47	2,990.09	6,700.00	5,700.00
6601.1600	Supplies - Building	12,247.10	17,623.75	20,000.00	20,000.00
6601.1607	Supplies - Other	793.50	1,851.00	1,500.00	2,500.00
6602	Minor Equipment Purchases	3,239.51	4,617.89	6,000.00	6,000.00
6602.1000	Minor Equipment Purchases (State)	6,703.00	11,798.08	15,500.00	22,000.00
6604.1607	Minor Outlay - Computer Hardware	17,558.72	38,543.82	54,000.00	54,000.00
6604.1608	Minor Outlay - Computer Software	10,161.03	15,327.75	20,000.00	22,000.00
6604.1609	Minor Outlay - Computer Supplies	2,097.18	2,391.00	8,000.00	8,000.00
6606	Maintenance Agreements	1,969.94	2,202.17	3,000.00	3,000.00
6950.1900	Direct Program Assistance	62,249.11	127,885.62	125,000.00	132,000.00
6950.1910	Direct Program Assistance - Client Medical	1,406.25	164.89	1,400.00	1,400.00
6950.1920	Direct Program Assistance - Foster Training	73.97	1,800.00	10,000.00	7,000.00
6950.1930	Direct Program Assistance - Client Utilities	1,503.87	9,468.73	20,000.00	14,000.00
	<i>Supplies and Minor Equipment Totals</i>	\$154,811.80	\$307,658.24	\$381,160.00	\$389,600.00
	<i>Transportation</i>				
6751	Travel	127,572.42	165,177.44	160,000.00	190,000.00
6752	Client Transportation	50.00	3,222.91	1,100.00	8,000.00
7557	Gasoline	5,779.75	10,457.29	14,000.00	14,000.00
	<i>Transportation Totals</i>	\$133,402.17	\$178,857.64	\$175,100.00	\$212,000.00
	<i>Consultant / Contracted Services</i>				
6851	Auditing	4,000.00	6,500.00	8,000.00	8,000.00
6853	Legal	62,798.00	.00	50,000.00	.00
6855	Computer Consultants Support	86,491.51	67,891.81	100,600.00	100,600.00
6857	Inspections	3,965.55	8,024.01	10,000.00	10,000.00
6860	Misc Contracted Services	596,610.95	580,123.76	579,850.00	590,850.00
6873	Providers of Grant Service	677,550.51	1,026,328.42	1,275,775.00	1,275,775.00
6874	Mental Health Services	3,242.69	2,511.42	10,000.00	10,000.00
6879	Child Advocacy Center (CAC)	29,275.86	29,676.38	32,000.00	35,000.00
	<i>Consultant / Contracted Services Totals</i>	\$1,463,935.07	\$1,721,055.80	\$2,066,225.00	\$2,030,225.00



Budget Worksheet Report

Budget Year 2024

Account	Account Description	2021 Actual Amount	2022 Actual Amount	2023 Adopted Budget	2024 Final
Fund 260	Children and Youth				
	EXPENSE				
	Department 5260 - Children and Youth				
	<i>Sub-Contracted Services</i>				
6951	Human Service Providers	4,826,354.21	5,114,168.48	4,952,000.00	5,250,000.00
6952	Emergency Shelter Providers	51,203.24	83,527.35	92,000.00	92,000.00
6953	Foster / Adoptive Parent Payment	1,076,642.55	999,480.93	1,230,500.00	1,230,000.00
6954	SPLC (Special Permanent Legal)	57,091.00	69,224.00	80,000.00	.00
6955	Purchased Foster Care	702,745.51	698,897.94	656,340.00	1,816,538.00
	<i>Sub-Contracted Services Totals</i>	\$6,714,036.51	\$6,965,298.70	\$7,010,840.00	\$8,388,538.00
	<i>General Administration</i>				
7103	Board Member Expenses	433.94	2,581.45	3,000.00	3,200.00
7104.2109	Other Insurance	870.00	862.50	4,000.00	4,000.00
7108	Indirect Expense	217,970.00	238,430.00	235,000.00	240,000.00
7109	Independent Living Program	214,994.18	108,204.97	283,982.00	283,000.00
7109.1000	Consolidated Appropriations Act	278,918.09	(534.12)	.00	.00
7113	Refund Social Security Payments	.00	.00	1,000.00	1,000.00
7114	Admin Expense Reimbursement	585,808.00	.00	459,492.00	459,492.00
7122	Other Expenses	82,748.65	84,497.67	104,000.00	100,000.00
7125	COVID-19 Expenses	920.70	.00	.00	.00
	<i>General Administration Totals</i>	\$1,382,663.56	\$434,042.47	\$1,090,474.00	\$1,090,692.00
	<i>Judicial / Courts</i>				
7253.2250	Court Costs - Dependent Children	104,712.80	102,700.00	110,000.00	110,000.00
	<i>Judicial / Courts Totals</i>	\$104,712.80	\$102,700.00	\$110,000.00	\$110,000.00
	<i>Capital Outlay</i>				
7751	Capital Outlay - Vehicles	.00	.00	95,000.00	40,000.00
7753	Capital Outlay - Computer Hardware	.00	.00	25,000.00	25,000.00
7756	Capital Outlay - Furniture / Fixtures	.00	3,947.25	.00	5,000.00
	<i>Capital Outlay Totals</i>	\$0.00	\$3,947.25	\$120,000.00	\$70,000.00
	Department 5260 - Children and Youth Totals	\$16,873,245.09	\$16,831,901.33	\$18,455,282.00	\$20,102,864.00
	EXPENSE TOTALS	\$16,873,245.09	\$16,831,901.33	\$18,455,282.00	\$20,102,864.00
	Fund 260 - Children and Youth Totals				
	REVENUE TOTALS	\$15,494,518.84	\$14,283,960.23	\$18,455,282.00	\$20,102,864.00
	EXPENSE TOTALS	\$16,873,245.09	\$16,831,901.33	\$18,455,282.00	\$20,102,864.00
	Fund 260 - Children and Youth Totals	(\$1,378,726.25)	(\$2,547,941.10)	\$0.00	\$0.00



Budget Worksheet Report

Budget Year 2024

Account	Account Description	2021 Actual Amount	2022 Actual Amount	2023 Adopted Budget	2024 Final
Fund 270 - Mental Health					
REVENUE					
Department 5270 - Mental Health					
<i>Intergovernmental -- Federal Grants</i>					
4126.16593	Residential Substance Abuse Treatment for State Prisoners	11,438.17	12,883.50	.00	10,000.00
4126.16812	Second Chance Act Reentry Initiative	.00	193,867.84	.00	500,000.00
4127.16745	Criminal & Juvenile Justice & MH Collaboration Program	.00	204,769.79	450,000.00	450,000.00
4127.16838	Comprehensive Opioid Abuse Site-Based Program	.00	.00	10,000.00	100,000.00
4180.93276	Drug-Free Communities Support Program Grants	111,955.14	106,975.99	50,000.00	120,000.00
4182.93243	Substance Abuse and Mental Health Services	1,000.00	.00	50,000.00	50,000.00
4182.93667	Social Services Block Grant	189,385.00	189,385.00	100,000.00	215,000.00
4182.93778	Medical Assistance Program	225,776.00	395,263.00	300,000.00	200,000.00
4182.93958	Block Grants for Community Mental Health Services	220,299.00	223,537.00	500,000.00	500,000.00
4187.93243	Substance Abuse and MH Services	957,370.12	930,551.20	1,000,000.00	1,100,000.00
4187.93778	Medical Assistance Program	1,408,155.81	1,486,448.05	1,500,000.00	1,500,000.00
<i>Intergovernmental -- Federal Grants Totals</i>		\$3,125,379.24	\$3,743,681.37	\$3,960,000.00	\$4,745,000.00
<i>Intergovernmental - State Grants</i>					
4205.8004	Behavioral Health Special Initiative (BHSI)	452,355.00	438,355.00	514,000.00	513,955.00
4205.8007	HSDF	216,542.00	216,542.00	216,542.00	216,542.00
4205.8008	ID Base	2,778,894.00	2,662,045.98	2,200,000.00	2,156,407.00
4205.8009	Community Mental Health	6,827,090.66	7,358,897.00	7,400,000.00	7,351,432.00
<i>Intergovernmental - State Grants Totals</i>		\$10,274,881.66	\$10,675,839.98	\$10,330,542.00	\$10,238,336.00
<i>Local Grants</i>					
4350	County Matches	527,358.00	519,234.00	570,000.00	570,000.00
<i>Local Grants Totals</i>		\$527,358.00	\$519,234.00	\$570,000.00	\$570,000.00
<i>Departmental Earnings</i>					
5102	Case Management Reimbursement	1,055,045.80	1,242,500.82	1,400,000.00	1,400,000.00
5601	Miscellaneous Income	1,604.65	1,142.40	5,000.00	5,000.00
<i>Departmental Earnings Totals</i>		\$1,056,650.45	\$1,243,643.22	\$1,405,000.00	\$1,405,000.00
<i>Investment Earnings</i>					
4081	Interest	3,625.62	4,399.07	4,000.00	10,000.00
<i>Investment Earnings Totals</i>		\$3,625.62	\$4,399.07	\$4,000.00	\$10,000.00
<i>Reimbursement Income</i>					
5872	Rebates	2,467.74	.00	.00	.00
<i>Reimbursement Income Totals</i>		\$2,467.74	\$0.00	\$0.00	\$0.00



Budget Worksheet Report

Budget Year 2024

Account	Account Description	2021 Actual Amount	2022 Actual Amount	2023 Adopted Budget	2024 Final
Fund	270 - Mental Health				
REVENUE					
Department 5270 - Mental Health					
<i>Budgetary Fund Balance</i>					
3900	Budgetary Beginning Fund Balance Unreserved	.00	.00	.00	12,830.00
	<i>Budgetary Fund Balance Totals</i>	\$0.00	\$0.00	\$0.00	\$12,830.00
	Department 5270 - Mental Health Totals	\$14,990,362.71	\$16,186,797.64	\$16,269,542.00	\$16,981,166.00
	REVENUE TOTALS	\$14,990,362.71	\$16,186,797.64	\$16,269,542.00	\$16,981,166.00
EXPENSE					
Department 5270 - Mental Health					
<i>Wages and Salaries</i>					
6006	Full Time Wages	2,544,566.98	2,570,714.28	2,860,000.00	2,943,459.00
	<i>Wages and Salaries Totals</i>	\$2,544,566.98	\$2,570,714.28	\$2,860,000.00	\$2,943,459.00
<i>Premium Wages</i>					
6077	Contracted Sick & Vacation Buy Back	32,402.95	33,582.01	49,000.00	50,000.00
6078	Lump Sum Longevity Pay	8,192.50	7,894.05	10,000.00	10,000.00
6079	On-Call & Call Out Pay	10,560.00	11,375.00	18,000.00	18,000.00
6080	Overtime	4,295.52	10,058.75	12,000.00	12,000.00
	<i>Premium Wages Totals</i>	\$55,450.97	\$62,909.81	\$89,000.00	\$90,000.00
<i>Fringe Benefits</i>					
6101	FICA	167,364.91	168,206.90	182,600.00	188,075.00
6102	Medicare	36,038.72	36,534.43	42,703.00	43,986.00
6104	Health	629,547.57	605,630.38	873,802.00	786,265.00
6105	Dental	23,746.44	23,625.79	31,240.00	31,240.00
6106	Vision	6,247.76	6,124.15	8,220.00	8,220.00
6107	Life	3,063.93	3,038.25	3,823.00	3,823.00
6108	Sick & Accident	9,239.94	8,703.13	10,442.00	10,442.00
	<i>Fringe Benefits Totals</i>	\$875,249.27	\$851,863.03	\$1,152,830.00	\$1,072,051.00
<i>Fringe Benefits Other</i>					
6103	Retirement	328,576.92	245,713.53	300,000.00	350,000.00
6109	Workers Compensation	7,129.44	7,306.16	10,500.00	10,500.00
6110	Unemployment Compensation	1,136.10	998.83	5,000.00	4,000.00
6111	Waiver of Health Insurance	2,353.80	6,172.83	6,000.00	10,320.00
	<i>Fringe Benefits Other Totals</i>	\$339,196.26	\$260,191.35	\$321,500.00	\$374,820.00
<i>Personnel Expense</i>					
6201	Dues / Memberships	13,025.70	13,519.10	20,000.00	20,000.00
6202	Books and Subscriptions	145.32	85.14	700.00	700.00



Budget Worksheet Report

Budget Year 2024

Account	Account Description	2021 Actual Amount	2022 Actual Amount	2023 Adopted Budget	2024 Final
Fund 270	Mental Health				
	EXPENSE				
	Department 5270 - Mental Health				
	<i>Personnel Expense</i>				
6203	Training	1,448.73	1,866.35	5,000.00	5,200.00
6209	Employee Physicals	1,113.84	156.89	2,000.00	2,000.00
6212	Employee Assistance Program	792.78	852.50	1,100.00	1,100.00
	<i>Personnel Expense Totals</i>	\$16,526.37	\$16,479.98	\$28,800.00	\$29,000.00
	<i>Occupancy</i>				
6401	Rent	118,744.76	118,079.91	120,000.00	120,000.00
6403	Custodial Services	19,763.36	21,223.21	25,000.00	26,000.00
6405	Electric	9,651.68	13,403.95	16,000.00	15,000.00
6406	Gas	2,717.52	3,133.50	3,500.00	4,200.00
6407	Water	604.23	609.92	2,200.00	2,200.00
6408	Sewage	303.60	308.49	600.00	600.00
6409	Rubbish Removal	369.33	501.21	500.00	1,500.00
6413	Storage	893.92	.00	1,000.00	1,000.00
	<i>Occupancy Totals</i>	\$153,048.40	\$157,260.19	\$168,800.00	\$170,500.00
	<i>Communication</i>				
6501	Telephone / Internet	53,098.48	57,063.11	51,000.00	51,000.00
6504	Postage	3,697.56	3,242.59	8,000.00	7,000.00
6506	Printing	788.28	1,393.62	2,000.00	1,900.00
6507	Advertising	5,158.62	9,104.60	16,000.00	27,000.00
	<i>Communication Totals</i>	\$62,742.94	\$70,803.92	\$77,000.00	\$86,900.00
	<i>Supplies and Minor Equipment</i>				
6414.1401	Repairs & Maintenance - Buildings	16,544.01	15,616.59	25,000.00	25,000.00
6414.1405	Repairs & Maintenance - Vehicles	794.44	1,570.93	3,000.00	1,136.00
6601.1607	Supplies - Other	38,788.17	14,899.99	38,000.00	38,000.00
6602	Minor Equipment Purchases	130,436.44	36,939.27	5,000.00	4,000.00
6604.1607	Minor Outlay - Computer Hardware	127,323.67	18,579.18	5,000.00	5,000.00
6604.1608	Minor Outlay - Computer Software	33,743.25	2,341.44	10,000.00	10,000.00
6604.1609	Minor Outlay - Computer Supplies	.00	264.12	2,000.00	2,000.00
6606	Maintenance Agreements	11,388.80	17,703.77	30,000.00	25,000.00
	<i>Supplies and Minor Equipment Totals</i>	\$359,018.78	\$107,915.29	\$118,000.00	\$110,136.00



Budget Worksheet Report

Budget Year 2024

Account	Account Description	2021 Actual Amount	2022 Actual Amount	2023 Adopted Budget	2024 Final
Fund 270 - Mental Health					
EXPENSE					
Department 5270 - Mental Health					
<i>Transportation</i>					
6751	Travel	18,231.28	36,582.78	55,000.00	60,000.00
7557	Gasoline	600.54	2,532.38	3,500.00	4,000.00
<i>Transportation Totals</i>		\$18,831.82	\$39,115.16	\$58,500.00	\$64,000.00
<i>Consultant / Contracted Services</i>					
6851	Auditing	11,840.00	11,515.00	35,000.00	35,000.00
6853	Legal	18,133.60	23,663.48	15,000.00	15,000.00
6860	Misc Contracted Services	1,632,452.55	1,493,474.70	1,500,000.00	1,800,000.00
<i>Consultant / Contracted Services Totals</i>		\$1,662,426.15	\$1,528,653.18	\$1,550,000.00	\$1,850,000.00
<i>Sub-Contracted Services</i>					
6951	Human Service Providers	9,461,867.78	9,212,339.46	9,561,012.00	9,900,000.00
<i>Sub-Contracted Services Totals</i>		\$9,461,867.78	\$9,212,339.46	\$9,561,012.00	\$9,900,000.00
<i>Debt Payments</i>					
7065	Principal Capital Lease	2,846.68	537.02	3,000.00	3,200.00
<i>Debt Payments Totals</i>		\$2,846.68	\$537.02	\$3,000.00	\$3,200.00
<i>General Administration</i>					
7103	Board Member Expenses	391.96	803.97	1,000.00	2,000.00
7108	Indirect Expense	209,216.00	224,714.00	250,000.00	255,000.00
7118	Bank Charges / Bank Interest	.00	.00	100.00	100.00
7122	Other Expenses	2,783.32	22,503.56	30,000.00	30,000.00
7125	COVID-19 Expenses	10,667.48	.00	.00	.00
<i>General Administration Totals</i>		\$223,058.76	\$248,021.53	\$281,100.00	\$287,100.00
<i>Capital Outlay</i>					
7752	Capital Outlay - Computer Software	45,425.10	16,634.34	.00	.00
7753	Capital Outlay - Computer Hardware	121,753.13	9,995.07	.00	.00
7756	Capital Outlay - Furniture / Fixtures	.00	2,446.84	.00	.00
<i>Capital Outlay Totals</i>		\$167,178.23	\$29,076.25	\$0.00	\$0.00
<i>Contra Revenue Accounts</i>					
7855	Unexpended Grant Revenue	5,225.00	.00	.00	.00
<i>Contra Revenue Accounts Totals</i>		\$5,225.00	\$0.00	\$0.00	\$0.00
Department 5270 - Mental Health Totals		\$15,947,234.39	\$15,155,880.45	\$16,269,542.00	\$16,981,166.00
EXPENSE TOTALS		\$15,947,234.39	\$15,155,880.45	\$16,269,542.00	\$16,981,166.00
Fund 270 - Mental Health Totals					
REVENUE TOTALS		\$14,990,362.71	\$16,186,797.64	\$16,269,542.00	\$16,981,166.00



Budget Worksheet Report

Budget Year 2024

Account	Account Description	2021 Actual Amount	2022 Actual Amount	2023 Adopted Budget	2024 Final
EXPENSE TOTALS		\$15,947,234.39	\$15,155,880.45	\$16,269,542.00	\$16,981,166.00
Fund 270 - Mental Health Totals		(\$956,871.68)	\$1,030,917.19	\$0.00	\$0.00
Fund 271 - Drug and Alcohol					
REVENUE					
Department 5271 - Drug and Alcohol					
<i>Intergovernmental -- Federal Grants</i>					
4183.93788	Opioid STR	207,539.00	150,474.00	300,000.00	400,000.00
4183.93959	Block Grants for Prevention & Treatment of Substance Abuse	866,587.00	628,764.00	624,000.00	624,000.00
<i>Intergovernmental -- Federal Grants Totals</i>		\$1,074,126.00	\$779,238.00	\$924,000.00	\$1,024,000.00
<i>Intergovernmental - State Grants</i>					
4205.8004	Behavioral Health Special Initiative (BHSI)	593,647.00	428,114.32	600,000.00	600,000.00
4205.8012	Act 152	100,513.00	100,513.00	100,513.00	100,513.00
4235.8151	Drug & Alcohol Base	756,800.00	595,900.00	565,900.00	565,900.00
4235.8154	Act 2010-01 Assessment & Residential Treatment Services Fund	45,017.00	67,903.06	45,017.00	45,017.00
4235.8155	Compulsive & Problem Gambling Treatment	52,261.00	41,191.00	31,000.00	55,843.00
4242.8192	D&A Intermediate Punishment Program	5,704.51	.00	5,000.00	.00
<i>Intergovernmental - State Grants Totals</i>		\$1,553,942.51	\$1,233,621.38	\$1,347,430.00	\$1,367,273.00
<i>Local Grants</i>					
4350	County Matches	80,000.00	80,000.00	80,000.00	80,000.00
5870	DUI / ARD Quarterly Reimbursement	1,486.87	1,805.15	1,700.00	1,000.00
<i>Local Grants Totals</i>		\$81,486.87	\$81,805.15	\$81,700.00	\$81,000.00
<i>Departmental Earnings</i>					
5102	Case Management Reimbursement	21,408.53	78,419.23	40,000.00	40,000.00
5601	Miscellaneous Income	(2,302.05)	.00	100.00	100.00
<i>Departmental Earnings Totals</i>		\$19,106.48	\$78,419.23	\$40,100.00	\$40,100.00
<i>Investment Earnings</i>					
4081	Interest	745.95	953.22	1,500.00	1,500.00
<i>Investment Earnings Totals</i>		\$745.95	\$953.22	\$1,500.00	\$1,500.00
<i>Reimbursement Income</i>					
5872	Rebates	542.55	.00	.00	.00
<i>Reimbursement Income Totals</i>		\$542.55	\$0.00	\$0.00	\$0.00
Department 5271 - Drug and Alcohol Totals		\$2,729,950.36	\$2,174,036.98	\$2,394,730.00	\$2,513,873.00
REVENUE TOTALS		\$2,729,950.36	\$2,174,036.98	\$2,394,730.00	\$2,513,873.00



Budget Worksheet Report

Budget Year 2024

Account	Account Description	2021 Actual Amount	2022 Actual Amount	2023 Adopted Budget	2024 Final
Fund 271	Drug and Alcohol				
	EXPENSE				
	Department 5271 - Drug and Alcohol				
	<i>Wages and Salaries</i>				
6006	Full Time Wages	701,378.93	745,660.72	792,600.00	800,694.00
	<i>Wages and Salaries Totals</i>	\$701,378.93	\$745,660.72	\$792,600.00	\$800,694.00
	<i>Premium Wages</i>				
6077	Contracted Sick & Vacation Buy Back	9,766.58	13,345.12	3,000.00	10,000.00
6078	Lump Sum Longevity Pay	1,507.50	1,499.53	100.00	2,000.00
6080	Overtime	1,168.95	2,744.71	2,500.00	3,000.00
	<i>Premium Wages Totals</i>	\$12,443.03	\$17,589.36	\$5,600.00	\$15,000.00
	<i>Fringe Benefits</i>				
6101	FICA	33,072.35	38,519.90	49,452.00	50,573.00
6102	Medicare	10,393.26	11,026.26	11,566.00	11,828.00
6104	Health	181,896.14	205,365.06	212,415.00	196,528.00
6105	Dental	6,990.76	7,966.14	7,963.00	8,673.00
6106	Vision	1,839.35	2,067.52	1,980.00	1,980.00
6107	Life	892.43	1,017.11	995.00	995.00
6108	Sick & Accident	2,716.66	2,912.03	2,978.00	2,978.00
	<i>Fringe Benefits Totals</i>	\$237,800.95	\$268,874.02	\$287,349.00	\$273,555.00
	<i>Fringe Benefits Other</i>				
6103	Retirement	89,297.00	71,532.00	90,000.00	90,000.00
6109	Workers Compensation	1,524.23	1,652.71	2,500.00	2,500.00
6110	Unemployment Compensation	181.90	.00	.00	500.00
6111	Waiver of Health Insurance	1,638.42	2,884.50	2,000.00	11,700.00
	<i>Fringe Benefits Other Totals</i>	\$92,641.55	\$76,069.21	\$94,500.00	\$104,700.00
	<i>Personnel Expense</i>				
6201	Dues / Memberships	5,311.15	5,365.18	5,000.00	5,000.00
6202	Books and Subscriptions	.00	.00	200.00	200.00
6203	Training	1,628.02	1,779.22	3,500.00	4,000.00
6209	Employee Physicals	895.40	46.61	600.00	500.00
6212	Employee Assistance Program	238.56	244.58	300.00	300.00
	<i>Personnel Expense Totals</i>	\$8,073.13	\$7,435.59	\$9,600.00	\$10,000.00
	<i>Occupancy</i>				
6401	Rent	26,235.99	25,920.51	30,000.00	30,000.00
6403	Custodial Services	5,894.30	6,242.18	6,300.00	7,000.00



Budget Worksheet Report

Budget Year 2024

Account	Account Description	2021 Actual Amount	2022 Actual Amount	2023 Adopted Budget	2024 Final
Fund 271	Drug and Alcohol				
	EXPENSE				
	Department 5271 - Drug and Alcohol				
	Occupancy				
6405	Electric	2,231.28	3,525.23	4,000.00	4,000.00
6406	Gas	628.28	789.72	1,000.00	2,000.00
6407	Water	139.69	172.87	300.00	300.00
6408	Sewage	70.20	79.36	200.00	200.00
6409	Rubbish Removal	137.61	512.65	200.00	200.00
6413	Storage	266.61	.00	100.00	100.00
	<i>Occupancy Totals</i>	\$35,603.96	\$37,242.52	\$42,100.00	\$43,800.00
	Communication				
6501	Telephone / Internet	15,035.40	16,395.99	14,000.00	15,000.00
6504	Postage	607.82	578.89	1,000.00	1,000.00
6506	Printing	201.64	386.46	800.00	800.00
6507	Advertising	181.88	5,766.96	25,000.00	30,000.00
	<i>Communication Totals</i>	\$16,026.74	\$23,128.30	\$40,800.00	\$46,800.00
	Supplies and Minor Equipment				
6414.1401	Repairs & Maintenance - Buildings	4,354.26	4,193.77	5,000.00	5,000.00
6414.1404	Repairs & Maintenance - Equipment	.00	.00	4,000.00	3,000.00
6414.1405	Repairs & Maintenance - Vehicles	125.76	75.66	1,000.00	1,000.00
6601.1607	Supplies - Other	4,296.32	3,935.60	4,000.00	4,000.00
6602	Minor Equipment Purchases	.00	10.41	1,000.00	1,000.00
6604.1607	Minor Outlay - Computer Hardware	40,175.34	4,364.64	5,000.00	5,000.00
6604.1608	Minor Outlay - Computer Software	21,675.61	6,106.53	2,000.00	2,000.00
6604.1609	Minor Outlay - Computer Supplies	.00	45.92	1,000.00	1,000.00
6606	Maintenance Agreements	2,279.31	3,986.90	5,000.00	5,000.00
	<i>Supplies and Minor Equipment Totals</i>	\$72,906.60	\$22,719.43	\$28,000.00	\$27,000.00
	Transportation				
6751	Travel	1,768.28	5,413.28	5,000.00	6,000.00
7557	Gasoline	179.93	764.53	1,000.00	1,000.00
	<i>Transportation Totals</i>	\$1,948.21	\$6,177.81	\$6,000.00	\$7,000.00
	Consultant / Contracted Services				
6851	Auditing	4,625.00	6,345.00	5,000.00	6,500.00
6853	Legal	3,716.96	3,292.47	6,000.00	5,000.00
6860	Misc Contracted Services	101,776.57	221,488.23	100,000.00	100,000.00



Budget Worksheet Report

Budget Year 2024

Account	Account Description	2021 Actual Amount	2022 Actual Amount	2023 Adopted Budget	2024 Final
Fund 271 - Drug and Alcohol					
EXPENSE					
Department 5271 - Drug and Alcohol					
Consultant / Contracted Services					
Consultant / Contracted Services Totals					
		\$110,118.53	\$231,125.70	\$111,000.00	\$111,500.00
Sub-Contracted Services					
6951	Human Service Providers	954,863.34	1,056,892.75	890,081.00	800,000.00
	Sub-Contracted Services Totals	\$954,863.34	\$1,056,892.75	\$890,081.00	\$800,000.00
Debt Payments					
7065	Principal Capital Lease	767.56	147.08	1,000.00	1,000.00
	Debt Payments Totals	\$767.56	\$147.08	\$1,000.00	\$1,000.00
General Administration					
7103	Board Member Expenses	284.70	1,105.07	1,000.00	1,100.00
7108	Indirect Expense	36,287.00	38,636.00	35,000.00	35,000.00
7118	Bank Charges / Bank Interest	.00	.00	100.00	100.00
7122	Other Expenses	44,949.24	91,689.11	50,000.00	40,000.00
7125	COVID-19 Expenses	3,168.57	.00	.00	.00
	General Administration Totals	\$84,689.51	\$131,430.18	\$86,100.00	\$76,200.00
Capital Outlay					
7752	Capital Outlay - Computer Software	.00	4,435.82	.00	.00
7753	Capital Outlay - Computer Hardware	28,900.00	2,665.35	.00	.00
7756	Capital Outlay - Furniture / Fixtures	.00	710.97	.00	.00
	Capital Outlay Totals	\$28,900.00	\$7,812.14	\$0.00	\$0.00
Budgetary Fund Balance					
8900	Budgetary Ending Fund Balance	.00	.00	.00	196,624.00
	Budgetary Fund Balance Totals	\$0.00	\$0.00	\$0.00	\$196,624.00
Department 5271 - Drug and Alcohol Totals		\$2,358,162.04	\$2,632,304.81	\$2,394,730.00	\$2,513,873.00
EXPENSE TOTALS		\$2,358,162.04	\$2,632,304.81	\$2,394,730.00	\$2,513,873.00
Fund 271 - Drug and Alcohol Totals					
REVENUE TOTALS		\$2,729,950.36	\$2,174,036.98	\$2,394,730.00	\$2,513,873.00
EXPENSE TOTALS		\$2,358,162.04	\$2,632,304.81	\$2,394,730.00	\$2,513,873.00
Fund 271 - Drug and Alcohol Totals		\$371,788.32	(\$458,267.83)	\$0.00	\$0.00



Budget Worksheet Report

Budget Year 2024

Account	Account Description	2021 Actual Amount	2022 Actual Amount	2023 Adopted Budget	2024 Final
Fund 275	Early Intervention				
	REVENUE				
	Department 5275 - Early Intervention				
	Intergovernmental -- Federal Grants				
4176.84181	Special Education - Grants for Infants & Families	40,340.00	42,096.00	43,852.00	40,340.00
4182.93778	Medical Assistance Program	57,219.00	66,843.00	57,233.00	58,599.00
4187.93778	Medical Assistance Program	167,262.40	70,540.50	.00	.00
	<i>Intergovernmental -- Federal Grants Totals</i>	<u>\$264,821.40</u>	<u>\$179,479.50</u>	<u>\$101,085.00</u>	<u>\$98,939.00</u>
	Intergovernmental - State Grants				
4205.8010	Early Intervention	977,629.80	1,305,063.00	1,400,000.00	1,300,000.00
	<i>Intergovernmental - State Grants Totals</i>	<u>\$977,629.80</u>	<u>\$1,305,063.00</u>	<u>\$1,400,000.00</u>	<u>\$1,300,000.00</u>
	Local Grants				
4350	County Matches	146,750.00	125,646.06	165,000.00	160,000.00
	<i>Local Grants Totals</i>	<u>\$146,750.00</u>	<u>\$125,646.06</u>	<u>\$165,000.00</u>	<u>\$160,000.00</u>
	Departmental Earnings				
5601	Miscellaneous Income	299.72	157.84	500.00	500.00
	<i>Departmental Earnings Totals</i>	<u>\$299.72</u>	<u>\$157.84</u>	<u>\$500.00</u>	<u>\$500.00</u>
	Investment Earnings				
4081	Interest	25.05	428.64	100.00	1,500.00
	<i>Investment Earnings Totals</i>	<u>\$25.05</u>	<u>\$428.64</u>	<u>\$100.00</u>	<u>\$1,500.00</u>
	Reimbursement Income				
5872	Rebates	463.79	.00	.00	.00
	<i>Reimbursement Income Totals</i>	<u>\$463.79</u>	<u>\$0.00</u>	<u>\$0.00</u>	<u>\$0.00</u>
	Department 5275 - Early Intervention Totals	<u>\$1,389,989.76</u>	<u>\$1,610,775.04</u>	<u>\$1,666,685.00</u>	<u>\$1,560,939.00</u>
	REVENUE TOTALS	<u>\$1,389,989.76</u>	<u>\$1,610,775.04</u>	<u>\$1,666,685.00</u>	<u>\$1,560,939.00</u>
	EXPENSE				
	Department 5275 - Early Intervention				
	Wages and Salaries				
6006	Full Time Wages	469,454.49	305,322.33	260,180.00	261,859.00
	<i>Wages and Salaries Totals</i>	<u>\$469,454.49</u>	<u>\$305,322.33</u>	<u>\$260,180.00</u>	<u>\$261,859.00</u>
	Premium Wages				
6077	Contracted Sick & Vacation Buy Back	5,070.41	5,179.12	930.00	3,000.00
6078	Lump Sum Longevity Pay	715.00	646.59	50.00	500.00
6080	Overtime	118.34	1,031.55	.00	.00
	<i>Premium Wages Totals</i>	<u>\$5,903.75</u>	<u>\$6,857.26</u>	<u>\$980.00</u>	<u>\$3,500.00</u>
	Fringe Benefits				
6101	FICA	28,429.77	18,915.36	16,350.00	16,453.00
6102	Medicare	6,657.11	4,362.63	3,821.00	3,848.00



Budget Worksheet Report

Budget Year 2024

Account	Account Description	2021 Actual Amount	2022 Actual Amount	2023 Adopted Budget	2024 Final
Fund 275	Early Intervention				
	EXPENSE				
	Department 5275 - Early Intervention				
	<i>Fringe Benefits</i>				
6104	Health	130,495.08	95,901.22	90,922.00	89,113.00
6105	Dental	5,023.36	3,706.24	3,042.00	3,042.00
6106	Vision	1,322.13	965.74	757.00	757.00
6107	Life	623.12	468.85	500.00	500.00
6108	Sick & Accident	1,883.56	1,311.34	1,100.00	1,100.00
	<i>Fringe Benefits Totals</i>	\$174,434.13	\$125,631.38	\$116,492.00	\$114,813.00
	<i>Fringe Benefits Other</i>				
6103	Retirement	65,816.00	46,718.00	40,000.00	40,000.00
6109	Workers Compensation	1,234.70	694.86	1,250.00	1,250.00
6110	Unemployment Compensation	(2,007.30)	.00	250.00	250.00
6111	Waiver of Health Insurance	138.36	.00	300.00	300.00
	<i>Fringe Benefits Other Totals</i>	\$65,181.76	\$47,412.86	\$41,800.00	\$41,800.00
	<i>Personnel Expense</i>				
6201	Dues / Memberships	.00	152.60	300.00	600.00
6202	Books and Subscriptions	27.68	13.86	1,000.00	900.00
6203	Training	1,285.17	853.88	2,000.00	1,000.00
6209	Employee Physicals	629.68	9.73	300.00	200.00
6212	Employee Assistance Program	183.12	134.68	300.00	200.00
	<i>Personnel Expense Totals</i>	\$2,125.65	\$1,164.75	\$3,900.00	\$2,900.00
	<i>Occupancy</i>				
6401	Rent	22,398.65	22,072.67	24,000.00	24,000.00
6403	Custodial Services	4,160.64	3,384.64	5,500.00	6,000.00
6405	Electric	1,816.15	1,980.54	3,500.00	3,000.00
6406	Gas	491.86	506.62	750.00	700.00
6407	Water	113.70	102.68	300.00	300.00
6408	Sewage	76.64	47.80	250.00	250.00
6409	Rubbish Removal	69.90	76.56	150.00	150.00
6413	Storage	188.19	.00	100.00	100.00
	<i>Occupancy Totals</i>	\$29,315.73	\$28,171.51	\$34,550.00	\$34,500.00
	<i>Communication</i>				
6501	Telephone / Internet	9,655.03	7,248.04	70,000.00	15,000.00
6504	Postage	4,361.70	2,746.15	8,000.00	4,000.00



Budget Worksheet Report

Budget Year 2024

Account	Account Description	2021 Actual Amount	2022 Actual Amount	2023 Adopted Budget	2024 Final
Fund 275	Early Intervention				
	EXPENSE				
	Department 5275 - Early Intervention				
	Communication				
6506	Printing	146.68	198.57	.00	1,500.00
6507	Advertising	.00	.00	800.00	500.00
	<i>Communication Totals</i>	<u>\$14,163.41</u>	<u>\$10,192.76</u>	<u>\$78,800.00</u>	<u>\$21,000.00</u>
	<i>Supplies and Minor Equipment</i>				
6414.1401	Repairs & Maintenance - Buildings	3,254.77	2,237.67	4,000.00	3,000.00
6414.1405	Repairs & Maintenance - Vehicles	28.97	38.65	1,000.00	1,000.00
6601.1607	Supplies - Other	2,974.02	1,544.96	4,000.00	3,000.00
6602	Minor Equipment Purchases	.00	4.04	1,000.00	1,000.00
6604.1607	Minor Outlay - Computer Hardware	31,563.67	2,124.11	1,000.00	2,200.00
6604.1608	Minor Outlay - Computer Software	12,173.97	191.44	1,000.00	800.00
6604.1609	Minor Outlay - Computer Supplies	.00	28.71	1,000.00	800.00
6606	Maintenance Agreements	2,073.14	2,729.70	4,000.00	3,000.00
	<i>Supplies and Minor Equipment Totals</i>	<u>\$52,068.54</u>	<u>\$8,899.28</u>	<u>\$17,000.00</u>	<u>\$14,800.00</u>
	<i>Transportation</i>				
6751	Travel	523.39	1,015.58	6,000.00	2,000.00
7557	Gasoline	91.25	430.04	1,000.00	500.00
	<i>Transportation Totals</i>	<u>\$614.64</u>	<u>\$1,445.62</u>	<u>\$7,000.00</u>	<u>\$2,500.00</u>
	<i>Consultant / Contracted Services</i>				
6851	Auditing	2,035.00	2,990.00	2,400.00	2,300.00
6853	Legal	2,335.60	1,380.54	1,500.00	3,500.00
6860	Misc Contracted Services	41,524.77	197,914.71	300,000.00	76,339.00
	<i>Consultant / Contracted Services Totals</i>	<u>\$45,895.37</u>	<u>\$202,285.25</u>	<u>\$303,900.00</u>	<u>\$82,139.00</u>
	<i>Sub-Contracted Services</i>				
6951	Human Service Providers	697,277.37	816,130.56	776,983.00	835,000.00
	<i>Sub-Contracted Services Totals</i>	<u>\$697,277.37</u>	<u>\$816,130.56</u>	<u>\$776,983.00</u>	<u>\$835,000.00</u>
	<i>Debt Payments</i>				
7065	Principal Capital Lease	500.00	81.07	400.00	400.00
	<i>Debt Payments Totals</i>	<u>\$500.00</u>	<u>\$81.07</u>	<u>\$400.00</u>	<u>\$400.00</u>
	<i>General Administration</i>				
7103	Board Member Expenses	63.82	157.71	200.00	400.00
7108	Indirect Expense	24,800.00	27,021.00	20,000.00	20,000.00
7122	Other Expenses	1,057.40	1,932.21	4,500.00	3,500.00



Budget Worksheet Report

Budget Year 2024

Account	Account Description	2021 Actual Amount	2022 Actual Amount	2023 Adopted Budget	2024 Final
Fund 275	Early Intervention				
	EXPENSE				
	Department 5275 - Early Intervention				
	General Administration				
7125	COVID-19 Expenses	2,227.44	.00	.00	.00
	<i>General Administration Totals</i>	<u>\$28,148.66</u>	<u>\$29,110.92</u>	<u>\$24,700.00</u>	<u>\$23,900.00</u>
	<i>Capital Outlay</i>				
7752	Capital Outlay - Computer Software	.00	2,772.39	.00	.00
7753	Capital Outlay - Computer Hardware	20,400.00	1,665.85	.00	.00
7756	Capital Outlay - Furniture / Fixtures	.00	275.85	.00	.00
	<i>Capital Outlay Totals</i>	<u>\$20,400.00</u>	<u>\$4,714.09</u>	<u>\$0.00</u>	<u>\$0.00</u>
	<i>Budgetary Fund Balance</i>				
8900	Budgetary Ending Fund Balance	.00	.00	.00	121,828.00
	<i>Budgetary Fund Balance Totals</i>	<u>\$0.00</u>	<u>\$0.00</u>	<u>\$0.00</u>	<u>\$121,828.00</u>
	Department 5275 - Early Intervention Totals	<u>\$1,605,483.50</u>	<u>\$1,587,419.64</u>	<u>\$1,666,685.00</u>	<u>\$1,560,939.00</u>
	EXPENSE TOTALS	<u>\$1,605,483.50</u>	<u>\$1,587,419.64</u>	<u>\$1,666,685.00</u>	<u>\$1,560,939.00</u>
	Fund 275 - Early Intervention Totals				
	REVENUE TOTALS	<u>\$1,389,989.76</u>	<u>\$1,610,775.04</u>	<u>\$1,666,685.00</u>	<u>\$1,560,939.00</u>
	EXPENSE TOTALS	<u>\$1,605,483.50</u>	<u>\$1,587,419.64</u>	<u>\$1,666,685.00</u>	<u>\$1,560,939.00</u>
	Fund 275 - Early Intervention Totals	<u>(\$215,493.74)</u>	<u>\$23,355.40</u>	<u>\$0.00</u>	<u>\$0.00</u>
Fund 280	Tourist Promotion				
	REVENUE				
	Department 7280 - Tourist Promotion				
	Local Hotel Room Tax				
4050	Hotel Room Tax - Local	835,444.01	902,990.71	650,000.00	725,000.00
	<i>Local Hotel Room Tax Totals</i>	<u>\$835,444.01</u>	<u>\$902,990.71</u>	<u>\$650,000.00</u>	<u>\$725,000.00</u>
	<i>Tax</i>				
4055	Sales Tax	.00	64.27	.00	.00
	<i>Tax Totals</i>	<u>\$0.00</u>	<u>\$64.27</u>	<u>\$0.00</u>	<u>\$0.00</u>
	<i>Departmental Earnings</i>				
5501	Program Income - Culture/Recreation/Conservation	.00	8,350.00	17,500.00	10,000.00
	<i>Departmental Earnings Totals</i>	<u>\$0.00</u>	<u>\$8,350.00</u>	<u>\$17,500.00</u>	<u>\$10,000.00</u>
	<i>Investment Earnings</i>				
4081	Interest	87.23	1,674.72	30.00	.00
	<i>Investment Earnings Totals</i>	<u>\$87.23</u>	<u>\$1,674.72</u>	<u>\$30.00</u>	<u>\$0.00</u>



Budget Worksheet Report

Budget Year 2024

Account	Account Description	2021 Actual Amount	2022 Actual Amount	2023 Adopted Budget	2024 Final
Fund 280	Tourist Promotion				
	REVENUE				
	Department 7280 - Tourist Promotion				
	Budgetary Fund Balance				
3905	Budgetary Beginning Fund Balance Reserved	.00	.00	81,158.00	53,510.00
	<i>Budgetary Fund Balance Totals</i>	\$0.00	\$0.00	\$81,158.00	\$53,510.00
	Department 7280 - Tourist Promotion Totals	\$835,531.24	\$913,079.70	\$748,688.00	\$788,510.00
	REVENUE TOTALS	\$835,531.24	\$913,079.70	\$748,688.00	\$788,510.00
	EXPENSE				
	Department 7280 - Tourist Promotion				
	Wages and Salaries				
6006	Full Time Wages	75,468.43	86,127.96	81,410.00	92,468.00
	<i>Wages and Salaries Totals</i>	\$75,468.43	\$86,127.96	\$81,410.00	\$92,468.00
	<i>Premium Wages</i>				
6077	Contracted Sick & Vacation Buy Back	721.51	744.96	.00	.00
	<i>Premium Wages Totals</i>	\$721.51	\$744.96	\$0.00	\$0.00
	<i>Fringe Benefits</i>				
6101	FICA	4,591.41	5,209.39	5,047.00	5,734.00
6102	Medicare	1,073.73	1,218.22	1,000.00	1,341.00
6104	Health	17,160.00	23,760.00	44,500.00	32,381.00
6105	Dental	656.58	922.41	1,000.00	1,000.00
6106	Vision	172.72	239.16	250.00	250.00
6107	Life	80.34	111.24	150.00	150.00
6108	Sick & Accident	246.98	319.12	300.00	333.00
	<i>Fringe Benefits Totals</i>	\$23,981.76	\$31,779.54	\$52,247.00	\$41,189.00
	<i>Fringe Benefits Other</i>				
6103	Retirement	9,942.98	7,397.40	8,828.00	8,828.00
6109	Workers Compensation	109.32	129.08	250.00	250.00
6110	Unemployment Compensation	5,135.00	.00	.00	.00
	<i>Fringe Benefits Other Totals</i>	\$15,187.30	\$7,526.48	\$9,078.00	\$9,078.00
	<i>Personnel Expense</i>				
6201	Dues / Memberships	12,355.98	3,663.56	4,000.00	4,000.00
6202	Books and Subscriptions	.00	.00	325.00	325.00
6203	Training	2,552.67	.00	5,000.00	5,000.00
6209	Employee Physicals	136.00	.00	100.00	.00
6212	Employee Assistance Program	27.00	27.04	18.00	.00
6213	Background Checks	58.85	.00	60.00	.00



Budget Worksheet Report

Budget Year 2024

Account	Account Description	2021 Actual Amount	2022 Actual Amount	2023 Adopted Budget	2024 Final
Fund 280	Tourist Promotion				
EXPENSE					
Department 7280 - Tourist Promotion					
Personnel Expense					
<i>Personnel Expense Totals</i>		\$15,130.50	\$3,690.60	\$9,503.00	\$9,325.00
<i>Communication</i>					
6502	Cellular / Air Card Service	1,449.22	934.16	1,400.00	1,400.00
6503	Data Circuits	521.04	521.04	600.00	600.00
6504	Postage	3,893.64	42.14	5,000.00	5,000.00
6506	Printing	45,842.79	.00	73,000.00	75,000.00
6507	Advertising	19,409.92	34,878.20	225,000.00	215,000.00
<i>Communication Totals</i>		\$71,116.61	\$36,375.54	\$305,000.00	\$297,000.00
<i>Supplies and Minor Equipment</i>					
6601.1607	Supplies - Other	1,050.52	3,480.94	3,500.00	3,500.00
6602	Minor Equipment Purchases	1,541.85	6,785.00	2,000.00	2,000.00
6604.1607	Minor Outlay - Computer Hardware	1,682.01	.00	.00	.00
6604.1608	Minor Outlay - Computer Software	935.68	.00	.00	.00
6606	Maintenance Agreements	448.00	.00	450.00	450.00
<i>Supplies and Minor Equipment Totals</i>		\$5,658.06	\$10,265.94	\$5,950.00	\$5,950.00
<i>Transportation</i>					
6751	Travel	8,657.88	199.51	4,500.00	4,500.00
<i>Transportation Totals</i>		\$8,657.88	\$199.51	\$4,500.00	\$4,500.00
<i>Consultant / Contracted Services</i>					
6860	Misc Contracted Services	50,147.00	110,919.80	150,000.00	150,000.00
<i>Consultant / Contracted Services Totals</i>		\$50,147.00	\$110,919.80	\$150,000.00	\$150,000.00
<i>General Administration</i>					
7103	Board Member Expenses	465.02	304.81	1,000.00	1,000.00
7106	Special Project	.00	41,000.00	50,000.00	50,000.00
7108	Indirect Expense	21,914.00	22,252.00	.00	23,000.00
7112	Promotional Expenses	1,728.97	487.03	15,000.00	15,000.00
7122	Other Expenses	18,835.00	29,108.91	50,000.00	60,000.00
7142	Event Sponsorships/Patron Donations	20,000.00	24,500.00	15,000.00	30,000.00
<i>General Administration Totals</i>		\$62,942.99	\$117,652.75	\$131,000.00	\$179,000.00
Department 7280 - Tourist Promotion Totals		\$329,012.04	\$405,283.08	\$748,688.00	\$788,510.00
EXPENSE TOTALS		\$329,012.04	\$405,283.08	\$748,688.00	\$788,510.00



Budget Worksheet Report

Budget Year 2024

Account	Account Description	2021 Actual Amount	2022 Actual Amount	2023 Adopted Budget	2024 Final
Fund 280 - Tourist Promotion Totals					
	REVENUE TOTALS	\$835,531.24	\$913,079.70	\$748,688.00	\$788,510.00
	EXPENSE TOTALS	\$329,012.04	\$405,283.08	\$748,688.00	\$788,510.00
Fund 280 - Tourist Promotion Totals					
		\$506,519.20	\$507,796.62	\$0.00	\$0.00
Fund 282 - Community Development					
REVENUE					
Department 6280 - CDBG					
Intergovernmental -- Federal Grants					
4116.14218	CDBG / Entitlement Grants	3,266,417.42	3,343,882.96	3,500,000.00	3,500,000.00
Intergovernmental -- Federal Grants Totals					
		\$3,266,417.42	\$3,343,882.96	\$3,500,000.00	\$3,500,000.00
Departmental Earnings					
5101	Program Income - Human Service	194,910.26	162,065.56	200,000.00	200,000.00
Departmental Earnings Totals					
		\$194,910.26	\$162,065.56	\$200,000.00	\$200,000.00
Reimbursement Income					
5872	Rebates	317.50	.00	.00	.00
Reimbursement Income Totals					
		\$317.50	\$0.00	\$0.00	\$0.00
Department 6280 - CDBG Totals					
		\$3,461,645.18	\$3,505,948.52	\$3,700,000.00	\$3,700,000.00
Department 6281 - Home					
Sub-Department 059 - Home					
Intergovernmental -- Federal Grants					
4116.14239	Home Investment Partnerships Program	505,159.07	710,871.27	600,000.00	600,000.00
Intergovernmental -- Federal Grants Totals					
		\$505,159.07	\$710,871.27	\$600,000.00	\$600,000.00
Departmental Earnings					
5304	HDF Reinvestment	.00	.00	640,000.00	640,000.00
Departmental Earnings Totals					
		\$0.00	\$0.00	\$640,000.00	\$640,000.00
Investment Earnings					
4081	Interest	64.56	357.58	100.00	640.00
Investment Earnings Totals					
		\$64.56	\$357.58	\$100.00	\$640.00
Other Financing Sources					
5927	Operating Transfers In	101.98	.00	.00	.00
Other Financing Sources Totals					
		\$101.98	\$0.00	\$0.00	\$0.00
Sub-Department 059 - Home Totals					
		\$505,325.61	\$711,228.85	\$1,240,100.00	\$1,240,640.00
Sub-Department 060 - Affordable Housing					
Departmental Earnings					
5101	Program Income - Human Service	.00	.00	2,000.00	2,000.00
5301	Recording Fees	149,738.55	122,268.25	284,000.00	284,000.00
Departmental Earnings Totals					
		\$149,738.55	\$122,268.25	\$286,000.00	\$286,000.00



Budget Worksheet Report

Budget Year 2024

Account	Account Description	2021 Actual Amount	2022 Actual Amount	2023 Adopted Budget	2024 Final
Fund 282	Community Development				
	REVENUE				
	Department 6281 - Home				
	Sub-Department 060 - Affordable Housing				
	<i>Investment Earnings</i>				
4081	Interest	11.70	231.25	60.00	545.00
	<i>Investment Earnings Totals</i>	\$11.70	\$231.25	\$60.00	\$545.00
	Sub-Department 060 - Affordable Housing Totals	\$149,750.25	\$122,499.50	\$286,060.00	\$286,545.00
	Department 6281 - Home Totals	\$655,075.86	\$833,728.35	\$1,526,160.00	\$1,527,185.00
	Department 6282 - CoC Grant				
	<i>Intergovernmental -- Federal Grants</i>				
4116.14267	Continuum of Care Program	162,067.78	160,367.79	167,000.00	167,000.00
	<i>Intergovernmental -- Federal Grants Totals</i>	\$162,067.78	\$160,367.79	\$167,000.00	\$167,000.00
	Department 6282 - CoC Grant Totals	\$162,067.78	\$160,367.79	\$167,000.00	\$167,000.00
	Department 6283 - ESG				
	<i>Intergovernmental -- Federal Grants</i>				
4116.14231	Emergency Solutions Grant Program	677,791.78	1,240,757.42	730,000.00	730,000.00
4116.14257	HPRP	3,395.43	.00	.00	.00
	<i>Intergovernmental -- Federal Grants Totals</i>	\$681,187.21	\$1,240,757.42	\$730,000.00	\$730,000.00
	<i>Other Financing Sources</i>				
5927	Operating Transfers In	102.00	.00	.00	.00
	<i>Other Financing Sources Totals</i>	\$102.00	\$0.00	\$0.00	\$0.00
	Department 6283 - ESG Totals	\$681,289.21	\$1,240,757.42	\$730,000.00	\$730,000.00
	Department 6284 - Section 108 - Loan Guarantee				
	<i>Intergovernmental -- Federal Grants</i>				
4116.14248	CDBG - Section 108 Loan Guarantees	.00	.00	1,515,876.00	1,515,876.00
	<i>Intergovernmental -- Federal Grants Totals</i>	\$0.00	\$0.00	\$1,515,876.00	\$1,515,876.00
	Department 6284 - Section 108 - Loan Guarantee Totals	\$0.00	\$0.00	\$1,515,876.00	\$1,515,876.00
	Department 6295 - PA Housing Finance Agency				
	<i>Intergovernmental - State Grants</i>				
4265.9073	PA Housing Affordability and Rehab Enhancement Grant	219,105.48	108,569.54	260,000.00	260,000.00
	<i>Intergovernmental - State Grants Totals</i>	\$219,105.48	\$108,569.54	\$260,000.00	\$260,000.00
	<i>Investment Earnings</i>				
4081	Interest	19.24	364.45	60.00	1,300.00
	<i>Investment Earnings Totals</i>	\$19.24	\$364.45	\$60.00	\$1,300.00
	Department 6295 - PA Housing Finance Agency Totals	\$219,124.72	\$108,933.99	\$260,060.00	\$261,300.00



Budget Worksheet Report

Budget Year 2024

Account	Account Description	2021 Actual Amount	2022 Actual Amount	2023 Adopted Budget	2024 Final
Fund 282	Community Development				
REVENUE					
Department 6296 - Support for Veteran Families					
<i>Intergovernmental -- Federal Grants</i>					
4165.64033	VA Supportive Services for Veteran Families Program	54,215.00	54,254.11	100,000.00	100,000.00
<i>Intergovernmental -- Federal Grants Totals</i>		<u>\$54,215.00</u>	<u>\$54,254.11</u>	<u>\$100,000.00</u>	<u>\$100,000.00</u>
Department 6296 - Support for Veteran Families Totals		<u>\$54,215.00</u>	<u>\$54,254.11</u>	<u>\$100,000.00</u>	<u>\$100,000.00</u>
REVENUE TOTALS		\$5,233,417.75	\$5,903,990.18	\$7,999,096.00	\$8,001,361.00
EXPENSE					
Department 6280 - CDBG					
<i>Wages and Salaries</i>					
6006	Full Time Wages	436,669.89	483,478.25	492,572.00	578,387.00
6008	Other Wages - Temp / Season / Etc	13,275.00	19,770.34	12,000.00	12,000.00
<i>Wages and Salaries Totals</i>		<u>\$449,944.89</u>	<u>\$503,248.59</u>	<u>\$504,572.00</u>	<u>\$590,387.00</u>
<i>Premium Wages</i>					
6077	Contracted Sick & Vacation Buy Back	240.02	613.77	500.00	500.00
6078	Lump Sum Longevity Pay	1,356.25	1,037.50	2,500.00	2,500.00
6080	Overtime	.00	4,323.53	4,000.00	4,000.00
<i>Premium Wages Totals</i>		<u>\$1,596.27</u>	<u>\$5,974.80</u>	<u>\$7,000.00</u>	<u>\$7,000.00</u>
<i>Fringe Benefits</i>					
6101	FICA	27,330.05	30,951.42	30,580.00	37,038.00
6102	Medicare	6,391.80	7,238.66	7,152.00	8,663.00
6104	Health	105,665.98	109,348.79	108,188.00	122,602.00
6105	Dental	4,043.45	4,712.43	4,922.00	6,200.00
6106	Vision	1,063.86	1,220.54	1,224.00	1,547.00
6107	Life	525.71	641.77	644.00	644.00
6108	Sick & Accident	1,591.75	1,844.76	1,704.00	2,370.00
<i>Fringe Benefits Totals</i>		<u>\$146,612.60</u>	<u>\$155,958.37</u>	<u>\$154,414.00</u>	<u>\$179,064.00</u>
<i>Fringe Benefits Other</i>					
6103	Retirement	54,124.87	42,935.23	46,281.00	46,281.00
6109	Workers Compensation	650.71	748.80	1,041.00	1,041.00
6110	Unemployment Compensation	656.00	.00	.00	.00
6111	Waiver of Health Insurance	1,384.56	5,970.87	4,734.00	9,000.00
<i>Fringe Benefits Other Totals</i>		<u>\$56,816.14</u>	<u>\$49,654.90</u>	<u>\$52,056.00</u>	<u>\$56,322.00</u>
<i>Personnel Expense</i>					
6201	Dues / Memberships	2,790.42	66.36	3,000.00	3,000.00
6202	Books and Subscriptions	486.89	733.91	500.00	500.00



Budget Worksheet Report

Budget Year 2024

Account	Account Description	2021 Actual Amount	2022 Actual Amount	2023 Adopted Budget	2024 Final
Fund 282	Community Development				
	EXPENSE				
	Department 6280 - CDBG				
	Personnel Expense				
6203	Training	.00	90.28	.00	.00
6209	Employee Physicals	457.00	135.00	.00	.00
6212	Employee Assistance Program	126.00	126.28	126.00	126.00
6213	Background Checks	58.86	223.80	.00	.00
	<i>Personnel Expense Totals</i>	\$3,919.17	\$1,375.63	\$3,626.00	\$3,626.00
	Occupancy				
6401	Rent	9,008.81	6,000.00	15,000.00	15,000.00
6403	Custodial Services	6,826.00	7,030.00	7,500.00	7,500.00
6405	Electric	4,384.88	2,662.80	3,000.00	3,000.00
6407	Water	195.66	96.60	500.00	500.00
6408	Sewage	105.47	49.35	500.00	500.00
6413	Storage	603.46	897.28	605.00	605.00
	<i>Occupancy Totals</i>	\$21,124.28	\$16,736.03	\$27,105.00	\$27,105.00
	Communication				
6502	Cellular / Air Card Service	5,156.23	6,697.08	8,500.00	8,500.00
6503	Data Circuits	3,473.76	3,473.76	3,800.00	3,800.00
6504	Postage	509.28	529.13	2,000.00	2,000.00
6507	Advertising	5,501.59	9,305.26	6,500.00	6,500.00
	<i>Communication Totals</i>	\$14,640.86	\$20,005.23	\$20,800.00	\$20,800.00
	Supplies and Minor Equipment				
6414.1401	Repairs & Maintenance - Buildings	.00	20.73	2,000.00	2,000.00
6414.1404	Repairs & Maintenance - Equipment	.00	115.80	500.00	500.00
6601.1607	Supplies - Other	3,369.05	3,937.13	3,000.00	3,000.00
6602	Minor Equipment Purchases	2,153.99	8,472.72	1,000.00	1,000.00
6603	Equipment Rental	286.50	.00	500.00	500.00
6604.1607	Minor Outlay - Computer Hardware	1,157.84	.00	.00	.00
6606	Maintenance Agreements	2,009.83	1,474.02	3,500.00	3,500.00
	<i>Supplies and Minor Equipment Totals</i>	\$8,977.21	\$14,020.40	\$10,500.00	\$10,500.00
	Transportation				
6751	Travel	2,182.38	3,260.26	3,000.00	3,000.00
	<i>Transportation Totals</i>	\$2,182.38	\$3,260.26	\$3,000.00	\$3,000.00



Budget Worksheet Report

Budget Year 2024

Account	Account Description	2021 Actual Amount	2022 Actual Amount	2023 Adopted Budget	2024 Final
Fund 282	Community Development				
	EXPENSE				
	Department 6280 - CDBG				
	<i>Consultant / Contracted Services</i>				
6851	Auditing	2,500.00	2,600.00	3,000.00	3,000.00
6873	Providers of Grant Service	2,299,081.89	2,366,374.27	2,477,455.00	2,370,814.00
	<i>Consultant / Contracted Services Totals</i>	\$2,301,581.89	\$2,368,974.27	\$2,480,455.00	\$2,373,814.00
	<i>Debt Payments</i>				
7051	Section 108 Principal Payments	309,000.00	309,000.00	309,000.00	309,000.00
7052	Section 108 Interest Payments	58,282.70	50,341.40	42,472.00	34,382.00
	<i>Debt Payments Totals</i>	\$367,282.70	\$359,341.40	\$351,472.00	\$343,382.00
	<i>General Administration</i>				
7108	Indirect Expense	83,980.21	84,468.47	85,000.00	85,000.00
	<i>General Administration Totals</i>	\$83,980.21	\$84,468.47	\$85,000.00	\$85,000.00
	Department 6280 - CDBG Totals	\$3,458,658.60	\$3,583,018.35	\$3,700,000.00	\$3,700,000.00
	Department 6281 - Home				
	Sub-Department 059 - Home				
	<i>Wages and Salaries</i>				
6006	Full Time Wages	34,422.36	30,866.88	32,000.00	34,643.00
	<i>Wages and Salaries Totals</i>	\$34,422.36	\$30,866.88	\$32,000.00	\$34,643.00
	<i>Premium Wages</i>				
6077	Contracted Sick & Vacation Buy Back	30.00	30.00	100.00	100.00
6078	Lump Sum Longevity Pay	218.75	112.50	500.00	500.00
	<i>Premium Wages Totals</i>	\$248.75	\$142.50	\$600.00	\$600.00
	<i>Fringe Benefits</i>				
6101	FICA	2,078.97	1,867.52	1,984.00	2,186.00
6102	Medicare	486.28	436.80	464.00	512.00
6104	Health	8,481.00	8,170.83	6,020.00	10,216.00
6105	Dental	324.40	317.24	303.00	414.00
6106	Vision	85.39	82.26	76.00	103.00
6107	Life	39.59	38.18	40.00	40.00
6108	Sick & Accident	120.38	109.39	100.00	100.00
	<i>Fringe Benefits Totals</i>	\$11,616.01	\$11,022.22	\$8,987.00	\$13,571.00
	<i>Fringe Benefits Other</i>				
6103	Retirement	3,673.08	3,395.51	3,130.00	3,130.00
6109	Workers Compensation	51.08	42.71	69.00	69.00
6111	Waiver of Health Insurance	115.38	.00	.00	.00



Budget Worksheet Report

Budget Year 2024

Account	Account Description	2021 Actual Amount	2022 Actual Amount	2023 Adopted Budget	2024 Final
Fund 282	Community Development				
EXPENSE					
Department 6281 - Home					
Sub-Department 059 - Home					
<i>Fringe Benefits Other</i>					
<i>Fringe Benefits Other Totals</i>		\$3,839.54	\$3,438.22	\$3,199.00	\$3,199.00
<i>Personnel Expense</i>					
6201	Dues / Memberships	.00	.00	1,000.00	1,000.00
<i>Personnel Expense Totals</i>		\$0.00	\$0.00	\$1,000.00	\$1,000.00
<i>Occupancy</i>					
6401	Rent	.00	5,751.25	3,000.00	3,000.00
6405	Electric	.00	.00	1,000.00	1,000.00
6407	Water	.00	.00	200.00	200.00
6408	Sewage	.00	.00	200.00	200.00
<i>Occupancy Totals</i>		\$0.00	\$5,751.25	\$4,400.00	\$4,400.00
<i>Communication</i>					
6504	Postage	.00	.00	200.00	200.00
6507	Advertising	251.23	971.58	1,000.00	1,000.00
<i>Communication Totals</i>		\$251.23	\$971.58	\$1,200.00	\$1,200.00
<i>Supplies and Minor Equipment</i>					
6414.1401	Repairs & Maintenance - Buildings	.00	792.15	1,000.00	1,000.00
6601.1607	Supplies - Other	.00	114.76	500.00	1,040.00
6602	Minor Equipment Purchases	.00	2,744.20	500.00	500.00
<i>Supplies and Minor Equipment Totals</i>		\$0.00	\$3,651.11	\$2,000.00	\$2,540.00
<i>Transportation</i>					
6751	Travel	161.28	220.89	500.00	500.00
<i>Transportation Totals</i>		\$161.28	\$220.89	\$500.00	\$500.00
<i>Consultant / Contracted Services</i>					
6851	Auditing	.00	1,000.00	2,000.00	2,000.00
6871	HDF Providers	.00	.00	640,000.00	640,000.00
6873	Providers of Grant Service	419,671.90	638,310.02	534,714.00	527,487.00
<i>Consultant / Contracted Services Totals</i>		\$419,671.90	\$639,310.02	\$1,176,714.00	\$1,169,487.00
<i>General Administration</i>					
7108	Indirect Expense	9,517.18	8,000.00	9,500.00	9,500.00
<i>General Administration Totals</i>		\$9,517.18	\$8,000.00	\$9,500.00	\$9,500.00
Sub-Department 059 - Home Totals		\$479,728.25	\$703,374.67	\$1,240,100.00	\$1,240,640.00



Budget Worksheet Report

Budget Year 2024

Account	Account Description	2021 Actual Amount	2022 Actual Amount	2023 Adopted Budget	2024 Final
Fund 282	Community Development				
	EXPENSE				
	Department 6281 - Home				
	Sub-Department 060 - Affordable Housing				
	Communication				
6507	Advertising	224.06	500.00	1,800.00	1,800.00
	<i>Communication Totals</i>	\$224.06	\$500.00	\$1,800.00	\$1,800.00
	Transportation				
6751	Travel	.00	806.14	.00	.00
	<i>Transportation Totals</i>	\$0.00	\$806.14	\$0.00	\$0.00
	Consultant / Contracted Services				
6873	Providers of Grant Service	219,378.98	102,314.67	284,260.00	284,745.00
	<i>Consultant / Contracted Services Totals</i>	\$219,378.98	\$102,314.67	\$284,260.00	\$284,745.00
	Sub-Department 060 - Affordable Housing Totals	\$219,603.04	\$103,620.81	\$286,060.00	\$286,545.00
	Department 6281 - Home Totals	\$699,331.29	\$806,995.48	\$1,526,160.00	\$1,527,185.00
	Department 6282 - CoC Grant				
	Occupancy				
6401	Rent	4,500.19	2,500.00	2,500.00	2,500.00
6405	Electric	340.06	601.29	800.00	800.00
	<i>Occupancy Totals</i>	\$4,840.25	\$3,101.29	\$3,300.00	\$3,300.00
	Communication				
6504	Postage	.00	121.50	500.00	500.00
	<i>Communication Totals</i>	\$0.00	\$121.50	\$500.00	\$500.00
	Supplies and Minor Equipment				
6414.1401	Repairs & Maintenance - Buildings	649.45	.00	500.00	500.00
6601.1607	Supplies - Other	1,370.85	220.88	500.00	500.00
	<i>Supplies and Minor Equipment Totals</i>	\$2,020.30	\$220.88	\$1,000.00	\$1,000.00
	Consultant / Contracted Services				
6851	Auditing	.00	.00	1,000.00	1,000.00
6873	Providers of Grant Service	151,705.84	153,311.01	159,200.00	159,200.00
	<i>Consultant / Contracted Services Totals</i>	\$151,705.84	\$153,311.01	\$160,200.00	\$160,200.00
	General Administration				
7108	Indirect Expense	3,613.11	3,613.11	2,000.00	2,000.00
	<i>General Administration Totals</i>	\$3,613.11	\$3,613.11	\$2,000.00	\$2,000.00
	Department 6282 - CoC Grant Totals	\$162,179.50	\$160,367.79	\$167,000.00	\$167,000.00
	Department 6283 - ESG				
	Wages and Salaries				
6006	Full Time Wages	12,626.97	15,575.55	15,072.00	38,066.00



Budget Worksheet Report

Budget Year 2024

Account	Account Description	2021 Actual Amount	2022 Actual Amount	2023 Adopted Budget	2024 Final
Fund 282	Community Development				
EXPENSE					
Department 6283 - ESG					
Wages and Salaries					
<i>Wages and Salaries Totals</i>		\$12,626.97	\$15,575.55	\$15,072.00	\$38,066.00
<i>Premium Wages</i>					
6077	Contracted Sick & Vacation Buy Back	.00	.00	100.00	100.00
6078	Lump Sum Longevity Pay	100.00	100.00	200.00	200.00
<i>Premium Wages Totals</i>		\$100.00	\$100.00	\$300.00	\$300.00
<i>Fringe Benefits</i>					
6101	FICA	763.48	942.31	930.00	2,379.00
6102	Medicare	178.38	220.42	218.00	557.00
6104	Health	3,201.00	4,646.37	1,901.00	11,880.00
6105	Dental	122.46	181.35	87.00	324.00
6106	Vision	32.26	46.77	22.00	81.00
6107	Life	14.93	21.74	20.00	20.00
6108	Sick & Accident	44.94	42.15	45.00	45.00
<i>Fringe Benefits Totals</i>		\$4,357.45	\$6,101.11	\$3,223.00	\$15,286.00
<i>Fringe Benefits Other</i>					
6103	Retirement	1,783.73	1,247.49	1,520.00	1,520.00
6109	Workers Compensation	18.45	42.81	32.00	32.00
<i>Fringe Benefits Other Totals</i>		\$1,802.18	\$1,290.30	\$1,552.00	\$1,552.00
<i>Personnel Expense</i>					
6201	Dues / Memberships	770.00	.00	800.00	800.00
<i>Personnel Expense Totals</i>		\$770.00	\$0.00	\$800.00	\$800.00
<i>Occupancy</i>					
6401	Rent	.00	2,000.00	3,000.00	3,500.00
6405	Electric	143.83	.00	2,000.00	2,000.00
6407	Water	.00	.00	5,000.00	500.00
6408	Sewage	.00	.00	500.00	500.00
<i>Occupancy Totals</i>		\$143.83	\$2,000.00	\$10,500.00	\$6,500.00
<i>Communication</i>					
6502	Cellular / Air Card Service	616.63	.00	500.00	1,000.00
6504	Postage	.00	.00	500.00	500.00
6507	Advertising	1,745.50	.00	1,000.00	1,000.00
<i>Communication Totals</i>		\$2,362.13	\$0.00	\$2,000.00	\$2,500.00



Budget Worksheet Report

Budget Year 2024

Account	Account Description	2021 Actual Amount	2022 Actual Amount	2023 Adopted Budget	2024 Final
Fund 282	Community Development				
EXPENSE					
Department 6283 - ESG					
<i>Supplies and Minor Equipment</i>					
6414.1401	Repairs & Maintenance - Buildings	.00	.00	1,000.00	1,500.00
6601.1607	Supplies - Other	330.24	.00	1,000.00	1,000.00
6602	Minor Equipment Purchases	.00	.00	500.00	1,000.00
<i>Supplies and Minor Equipment Totals</i>		\$330.24	\$0.00	\$2,500.00	\$3,500.00
<i>Transportation</i>					
6751	Travel	.00	106.70	300.00	300.00
<i>Transportation Totals</i>		\$0.00	\$106.70	\$300.00	\$300.00
<i>Consultant / Contracted Services</i>					
6851	Auditing	2,000.00	2,000.00	2,000.00	2,500.00
6873	Providers of Grant Service	612,279.11	1,163,652.07	681,753.00	648,696.00
<i>Consultant / Contracted Services Totals</i>		\$614,279.11	\$1,165,652.07	\$683,753.00	\$651,196.00
<i>General Administration</i>					
7108	Indirect Expense	10,780.50	38,994.42	10,000.00	10,000.00
<i>General Administration Totals</i>		\$10,780.50	\$38,994.42	\$10,000.00	\$10,000.00
Department 6283 - ESG Totals		\$647,552.41	\$1,229,820.15	\$730,000.00	\$730,000.00
Department 6284 - Section 108 - Loan Guarantee					
<i>Consultant / Contracted Services</i>					
6873	Providers of Grant Service	.00	.00	1,515,876.00	1,515,876.00
<i>Consultant / Contracted Services Totals</i>		\$0.00	\$0.00	\$1,515,876.00	\$1,515,876.00
Department 6284 - Section 108 - Loan Guarantee Totals		\$0.00	\$0.00	\$1,515,876.00	\$1,515,876.00
Department 6295 - PA Housing Finance Agency					
<i>Occupancy</i>					
6401	Rent	3,432.59	.00	500.00	500.00
6405	Electric	.00	460.63	500.00	500.00
6407	Water	.00	91.50	.00	.00
6408	Sewage	.00	41.14	.00	.00
<i>Occupancy Totals</i>		\$3,432.59	\$593.27	\$1,000.00	\$1,000.00
<i>Supplies and Minor Equipment</i>					
6414.1401	Repairs & Maintenance - Buildings	.00	.00	500.00	500.00
6601.1607	Supplies - Other	.00	1,406.73	500.00	1,740.00
<i>Supplies and Minor Equipment Totals</i>		\$0.00	\$1,406.73	\$1,000.00	\$2,240.00
<i>Consultant / Contracted Services</i>					
6851	Auditing	.00	1,000.00	500.00	500.00



Budget Worksheet Report

Budget Year 2024

Account	Account Description	2021 Actual Amount	2022 Actual Amount	2023 Adopted Budget	2024 Final
Fund 282	Community Development				
	EXPENSE				
	Department 6295 - PA Housing Finance Agency				
	<i>Consultant / Contracted Services</i>				
6873	Providers of Grant Service	173,553.92	31,122.54	255,060.00	255,060.00
	<i>Consultant / Contracted Services Totals</i>	<u>\$173,553.92</u>	<u>\$32,122.54</u>	<u>\$255,560.00</u>	<u>\$255,560.00</u>
	<i>General Administration</i>				
7108	Indirect Expense	12,500.00	.00	2,500.00	2,500.00
	<i>General Administration Totals</i>	<u>\$12,500.00</u>	<u>\$0.00</u>	<u>\$2,500.00</u>	<u>\$2,500.00</u>
	Department 6295 - PA Housing Finance Agency Totals	<u>\$189,486.51</u>	<u>\$34,122.54</u>	<u>\$260,060.00</u>	<u>\$261,300.00</u>
	Department 6296 - Support for Veteran Families				
	<i>Occupancy</i>				
6401	Rent	.00	.00	2,000.00	2,000.00
6405	Electric	.00	.00	1,000.00	1,000.00
	<i>Occupancy Totals</i>	<u>\$0.00</u>	<u>\$0.00</u>	<u>\$3,000.00</u>	<u>\$3,000.00</u>
	<i>Supplies and Minor Equipment</i>				
6601.1607	Supplies - Other	.00	.00	1,000.00	1,000.00
	<i>Supplies and Minor Equipment Totals</i>	<u>\$0.00</u>	<u>\$0.00</u>	<u>\$1,000.00</u>	<u>\$1,000.00</u>
	<i>Consultant / Contracted Services</i>				
6851	Auditing	.00	.00	1,000.00	1,000.00
6873	Providers of Grant Service	103,000.51	27,451.68	92,000.00	92,000.00
	<i>Consultant / Contracted Services Totals</i>	<u>\$103,000.51</u>	<u>\$27,451.68</u>	<u>\$93,000.00</u>	<u>\$93,000.00</u>
	<i>General Administration</i>				
7108	Indirect Expense	.00	.00	3,000.00	3,000.00
	<i>General Administration Totals</i>	<u>\$0.00</u>	<u>\$0.00</u>	<u>\$3,000.00</u>	<u>\$3,000.00</u>
	Department 6296 - Support for Veteran Families Totals	<u>\$103,000.51</u>	<u>\$27,451.68</u>	<u>\$100,000.00</u>	<u>\$100,000.00</u>
	EXPENSE TOTALS	<u>\$5,260,208.82</u>	<u>\$5,841,775.99</u>	<u>\$7,999,096.00</u>	<u>\$8,001,361.00</u>
Fund 282	Community Development Totals				
	REVENUE TOTALS	<u>\$5,233,417.75</u>	<u>\$5,903,990.18</u>	<u>\$7,999,096.00</u>	<u>\$8,001,361.00</u>
	EXPENSE TOTALS	<u>\$5,260,208.82</u>	<u>\$5,841,775.99</u>	<u>\$7,999,096.00</u>	<u>\$8,001,361.00</u>
Fund 282	Community Development Totals	<u>(\$26,791.07)</u>	<u>\$62,214.19</u>	<u>\$0.00</u>	<u>\$0.00</u>
Fund 283	Community Services Program				
	REVENUE				
	Department 6285 - CSBG				
	<i>Intergovernmental -- Federal Grants</i>				
4185.93569	Community Services Block Grant	394,042.00	470,168.00	395,000.00	395,000.00



Budget Worksheet Report

Budget Year 2024

Account	Account Description	2021 Actual Amount	2022 Actual Amount	2023 Adopted Budget	2024 Final
Fund 283	Community Services Program				
	REVENUE				
	Department 6285 - CSBG				
	<i>Intergovernmental -- Federal Grants</i>				
	<i>Intergovernmental -- Federal Grants Totals</i>	\$394,042.00	\$470,168.00	\$395,000.00	\$395,000.00
	<i>Investment Earnings</i>				
4081	Interest	1.88	21.56	10.00	20.00
	<i>Investment Earnings Totals</i>	\$1.88	\$21.56	\$10.00	\$20.00
	Department 6285 - CSBG Totals	\$394,043.88	\$470,189.56	\$395,010.00	\$395,020.00
	Department 6286 - Supported Work Program				
	<i>Investment Earnings</i>				
4081	Interest	2.09	18.84	.00	.00
	<i>Investment Earnings Totals</i>	\$2.09	\$18.84	\$0.00	\$0.00
	Department 6286 - Supported Work Program Totals	\$2.09	\$18.84	\$0.00	\$0.00
	Department 6287 - Homeless Assistance Program				
	<i>Intergovernmental - State Grants</i>				
4205.8003	Homeless Assistance Program	178,149.00	242,149.00	225,000.00	235,000.00
	<i>Intergovernmental - State Grants Totals</i>	\$178,149.00	\$242,149.00	\$225,000.00	\$235,000.00
	<i>Investment Earnings</i>				
4081	Interest	6.05	53.47	10.00	95.00
	<i>Investment Earnings Totals</i>	\$6.05	\$53.47	\$10.00	\$95.00
	Department 6287 - Homeless Assistance Program Totals	\$178,155.05	\$242,202.47	\$225,010.00	\$235,095.00
	Department 6297 - Emergency Rental Assistance Prog				
	<i>Intergovernmental -- Federal Grants</i>				
4155.21023	Emergency Rental Assistance Program	7,609,666.76	3,051,942.71	.00	.00
	<i>Intergovernmental -- Federal Grants Totals</i>	\$7,609,666.76	\$3,051,942.71	\$0.00	\$0.00
	<i>Investment Earnings</i>				
4081	Interest	7,037.23	12,485.91	.00	.00
	<i>Investment Earnings Totals</i>	\$7,037.23	\$12,485.91	\$0.00	\$0.00
	Department 6297 - Emergency Rental Assistance Prog Totals	\$7,616,703.99	\$3,064,428.62	\$0.00	\$0.00
	Department 6298 - Emergency Rental Assistance - 2				
	<i>Intergovernmental -- Federal Grants</i>				
4155.21024	Emergency Rental Assistance Program - 2	1,965.00	2,017,613.51	7,900,000.00	1,500,000.00
	<i>Intergovernmental -- Federal Grants Totals</i>	\$1,965.00	\$2,017,613.51	\$7,900,000.00	\$1,500,000.00



Budget Worksheet Report

Budget Year 2024

Account	Account Description	2021 Actual Amount	2022 Actual Amount	2023 Adopted Budget	2024 Final
Fund 283	Community Services Program				
REVENUE					
Department 6298 - Emergency Rental Assistance - 2					
<i>Investment Earnings</i>					
4081	Interest	449.36	.00	.00	.00
<i>Investment Earnings Totals</i>		<u>\$449.36</u>	<u>\$0.00</u>	<u>\$0.00</u>	<u>\$0.00</u>
Department 6298 - Emergency Rental Assistance - 2		\$2,414.36	\$2,017,613.51	\$7,900,000.00	\$1,500,000.00
Totals		<u>\$8,191,319.37</u>	<u>\$5,794,453.00</u>	<u>\$8,520,020.00</u>	<u>\$2,130,115.00</u>
EXPENSE					
Department 6285 - CSBG					
<i>Wages and Salaries</i>					
6006	Full Time Wages	36,167.09	35,957.02	40,000.00	47,089.00
<i>Wages and Salaries Totals</i>		<u>\$36,167.09</u>	<u>\$35,957.02</u>	<u>\$40,000.00</u>	<u>\$47,089.00</u>
<i>Premium Wages</i>					
6077	Contracted Sick & Vacation Buy Back	30.00	30.00	50.00	50.00
6078	Lump Sum Longevity Pay	75.00	.00	200.00	200.00
<i>Premium Wages Totals</i>		<u>\$105.00</u>	<u>\$30.00</u>	<u>\$250.00</u>	<u>\$250.00</u>
<i>Fringe Benefits</i>					
6101	FICA	2,175.19	2,165.60	2,480.00	2,920.00
6102	Medicare	508.77	506.42	580.00	672.00
6104	Health	9,372.02	10,890.01	14,732.00	13,706.00
6105	Dental	358.65	417.58	155.00	440.00
6106	Vision	94.33	109.67	39.00	110.00
6107	Life	43.95	51.03	55.00	55.00
6108	Sick & Accident	137.34	164.49	200.00	200.00
<i>Fringe Benefits Totals</i>		<u>\$12,690.25</u>	<u>\$14,304.80</u>	<u>\$18,241.00</u>	<u>\$18,103.00</u>
<i>Fringe Benefits Other</i>					
6103	Retirement	3,252.48	3,552.44	3,701.00	3,701.00
6109	Workers Compensation	53.32	31.24	55.00	55.00
<i>Fringe Benefits Other Totals</i>		<u>\$3,305.80</u>	<u>\$3,583.68</u>	<u>\$3,756.00</u>	<u>\$3,756.00</u>
<i>Personnel Expense</i>					
6201	Dues / Memberships	2,800.00	2,553.41	2,800.00	2,800.00
6203	Training	.00	.00	200.00	200.00
6212	Employee Assistance Program	18.00	18.04	20.00	20.00
<i>Personnel Expense Totals</i>		<u>\$2,818.00</u>	<u>\$2,571.45</u>	<u>\$3,020.00</u>	<u>\$3,020.00</u>



Budget Worksheet Report

Budget Year 2024

Account	Account Description	2021 Actual Amount	2022 Actual Amount	2023 Adopted Budget	2024 Final
Fund 283	Community Services Program				
	EXPENSE				
	Department 6285 - CSBG				
	<i>Occupancy</i>				
6401	Rent	8,500.00	10,000.00	8,000.00	8,000.00
6405	Electric	506.59	433.60	1,000.00	1,000.00
6407	Water	98.91	106.80	200.00	200.00
6408	Sewage	55.88	65.77	200.00	200.00
	<i>Occupancy Totals</i>	<u>\$9,161.38</u>	<u>\$10,606.17</u>	<u>\$9,400.00</u>	<u>\$9,400.00</u>
	<i>Communication</i>				
6502	Cellular / Air Card Service	.00	575.56	450.00	450.00
6507	Advertising	394.48	76.41	500.00	500.00
	<i>Communication Totals</i>	<u>\$394.48</u>	<u>\$651.97</u>	<u>\$950.00</u>	<u>\$950.00</u>
	<i>Supplies and Minor Equipment</i>				
6414.1401	Repairs & Maintenance - Buildings	.00	.00	1,000.00	1,000.00
6601.1607	Supplies - Other	10,856.75	1,362.29	1,600.00	1,600.00
6602	Minor Equipment Purchases	225.00	.00	225.00	225.00
	<i>Supplies and Minor Equipment Totals</i>	<u>\$11,081.75</u>	<u>\$1,362.29</u>	<u>\$2,825.00</u>	<u>\$2,825.00</u>
	<i>Transportation</i>				
6751	Travel	.00	.00	1,500.00	1,500.00
	<i>Transportation Totals</i>	<u>\$0.00</u>	<u>\$0.00</u>	<u>\$1,500.00</u>	<u>\$1,500.00</u>
	<i>Consultant / Contracted Services</i>				
6851	Auditing	1,000.00	1,000.00	1,000.00	1,000.00
6873	Providers of Grant Service	428,622.78	480,933.42	306,568.00	299,627.00
	<i>Consultant / Contracted Services Totals</i>	<u>\$429,622.78</u>	<u>\$481,933.42</u>	<u>\$307,568.00</u>	<u>\$300,627.00</u>
	<i>General Administration</i>				
7108	Indirect Expense	6,800.00	7,000.00	7,500.00	7,500.00
	<i>General Administration Totals</i>	<u>\$6,800.00</u>	<u>\$7,000.00</u>	<u>\$7,500.00</u>	<u>\$7,500.00</u>
	Department 6285 - CSBG Totals	<u>\$512,146.53</u>	<u>\$558,000.80</u>	<u>\$395,010.00</u>	<u>\$395,020.00</u>
	Department 6287 - Homeless Assistance Program				
	<i>Wages and Salaries</i>				
6006	Full Time Wages	.00	29.24	.00	200.00
	<i>Wages and Salaries Totals</i>	<u>\$0.00</u>	<u>\$29.24</u>	<u>\$0.00</u>	<u>\$200.00</u>
	<i>Premium Wages</i>				
6077	Contracted Sick & Vacation Buy Back	.00	1.78	.00	.00
6078	Lump Sum Longevity Pay	.00	.25	.00	.00
	<i>Premium Wages Totals</i>	<u>\$0.00</u>	<u>\$2.03</u>	<u>\$0.00</u>	<u>\$0.00</u>



Budget Worksheet Report

Budget Year 2024

Account	Account Description	2021 Actual Amount	2022 Actual Amount	2023 Adopted Budget	2024 Final
Fund 283	Community Services Program				
	EXPENSE				
	Department 6287 - Homeless Assistance Program				
	<i>Fringe Benefits</i>				
6101	FICA	.00	1.75	.00	15.00
6102	Medicare	.00	.36	.00	15.00
6104	Health	.00	3.12	.00	15.00
6105	Dental	.00	.12	.00	15.00
	<i>Fringe Benefits Totals</i>	\$0.00	\$5.35	\$0.00	\$60.00
	<i>Fringe Benefits Other</i>				
6103	Retirement	.00	.00	.00	85.00
	<i>Fringe Benefits Other Totals</i>	\$0.00	\$0.00	\$0.00	\$85.00
	<i>Occupancy</i>				
6401	Rent	7,427.63	2,185.19	5,000.00	2,000.00
6405	Electric	722.86	1,306.77	3,000.00	1,000.00
6407	Water	153.36	.00	.00	200.00
6408	Sewage	143.55	.00	.00	200.00
	<i>Occupancy Totals</i>	\$8,447.40	\$3,491.96	\$8,000.00	\$3,400.00
	<i>Communication</i>				
6502	Cellular / Air Card Service	128.96	.00	100.00	100.00
6507	Advertising	102.00	.00	300.00	300.00
	<i>Communication Totals</i>	\$230.96	\$0.00	\$400.00	\$400.00
	<i>Supplies and Minor Equipment</i>				
6414.1401	Repairs & Maintenance - Buildings	305.22	.00	500.00	500.00
6601.1607	Supplies - Other	268.51	814.74	1,000.00	500.00
6602	Minor Equipment Purchases	.00	316.00	500.00	500.00
6604.1607	Minor Outlay - Computer Hardware	67.41	.00	.00	.00
	<i>Supplies and Minor Equipment Totals</i>	\$641.14	\$1,130.74	\$2,000.00	\$1,500.00
	<i>Consultant / Contracted Services</i>				
6851	Auditing	2,000.00	.00	700.00	500.00
6860	Misc Contracted Services	.00	10.50	.00	100.00
6873	Providers of Grant Service	158,116.61	181,132.36	210,910.00	227,000.00
	<i>Consultant / Contracted Services Totals</i>	\$160,116.61	\$181,142.86	\$211,610.00	\$227,600.00
	<i>General Administration</i>				
7108	Indirect Expense	.00	.00	3,000.00	1,850.00
	<i>General Administration Totals</i>	\$0.00	\$0.00	\$3,000.00	\$1,850.00



Budget Worksheet Report

Budget Year 2024

Account	Account Description	2021 Actual Amount	2022 Actual Amount	2023 Adopted Budget	2024 Final
Fund 283	Community Services Program				
	EXPENSE				
	Department 6287 - Homeless Assistance Program				
	Other Financing Uses				
7801	Operating Transfers Out	203.98	.00	.00	.00
	<i>Other Financing Uses Totals</i>	<u>\$203.98</u>	<u>\$0.00</u>	<u>\$0.00</u>	<u>\$0.00</u>
	Department 6287 - Homeless Assistance Program	\$169,640.09	\$185,802.18	\$225,010.00	\$235,095.00
	Totals				
	Department 6297 - Emergency Rental Assistance Prog				
	Occupancy				
6401	Rent	436.44	2,000.00	.00	.00
	<i>Occupancy Totals</i>	<u>\$436.44</u>	<u>\$2,000.00</u>	<u>\$0.00</u>	<u>\$0.00</u>
	Communication				
6502	Cellular / Air Card Service	1,427.66	1,350.92	.00	.00
	<i>Communication Totals</i>	<u>\$1,427.66</u>	<u>\$1,350.92</u>	<u>\$0.00</u>	<u>\$0.00</u>
	Supplies and Minor Equipment				
6414.1401	Repairs & Maintenance - Buildings	282.89	.00	.00	.00
6601.1607	Supplies - Other	206.83	996.46	.00	.00
6602	Minor Equipment Purchases	2,265.25	.00	.00	.00
6606	Maintenance Agreements	.00	562.16	.00	.00
	<i>Supplies and Minor Equipment Totals</i>	<u>\$2,754.97</u>	<u>\$1,558.62</u>	<u>\$0.00</u>	<u>\$0.00</u>
	Consultant / Contracted Services				
6873	Providers of Grant Service	7,601,289.69	3,047,033.17	.00	.00
	<i>Consultant / Contracted Services Totals</i>	<u>\$7,601,289.69</u>	<u>\$3,047,033.17</u>	<u>\$0.00</u>	<u>\$0.00</u>
	General Administration				
7108	Indirect Expense	3,758.00	.00	.00	.00
	<i>General Administration Totals</i>	<u>\$3,758.00</u>	<u>\$0.00</u>	<u>\$0.00</u>	<u>\$0.00</u>
	Department 6297 - Emergency Rental Assistance Prog	\$7,609,666.76	\$3,051,942.71	\$0.00	\$0.00
	Totals				
	Department 6298 - Emergency Rental Assistance - 2				
	Occupancy				
6401	Rent	.00	2,000.00	4,000.00	2,000.00
	<i>Occupancy Totals</i>	<u>\$0.00</u>	<u>\$2,000.00</u>	<u>\$4,000.00</u>	<u>\$2,000.00</u>
	Communication				
6502	Cellular / Air Card Service	.00	379.44	.00	.00
	<i>Communication Totals</i>	<u>\$0.00</u>	<u>\$379.44</u>	<u>\$0.00</u>	<u>\$0.00</u>
	Supplies and Minor Equipment				
6601.1607	Supplies - Other	.00	2,966.23	.00	1,000.00



Budget Worksheet Report

Budget Year 2024

Account	Account Description	2021 Actual Amount	2022 Actual Amount	2023 Adopted Budget	2024 Final
Fund 283	Community Services Program				
	EXPENSE				
	Department 6298 - Emergency Rental Assistance - 2				
	Supplies and Minor Equipment				
	Supplies and Minor Equipment Totals	\$0.00	\$2,966.23	\$0.00	\$1,000.00
	Consultant / Contracted Services				
6851	Auditing	.00	2,000.00	.00	2,000.00
6873	Providers of Grant Service	1,965.00	2,005,254.84	7,896,000.00	1,490,000.00
	Consultant / Contracted Services Totals	\$1,965.00	\$2,007,254.84	\$7,896,000.00	\$1,492,000.00
	General Administration				
7108	Indirect Expense	.00	9,143.00	.00	5,000.00
	General Administration Totals	\$0.00	\$9,143.00	\$0.00	\$5,000.00
	Department 6298 - Emergency Rental Assistance - 2 Totals	\$1,965.00	\$2,021,743.51	\$7,900,000.00	\$1,500,000.00
	EXPENSE TOTALS	\$8,293,418.38	\$5,817,489.20	\$8,520,020.00	\$2,130,115.00
Fund 283	Community Services Program Totals				
	REVENUE TOTALS	\$8,191,319.37	\$5,794,453.00	\$8,520,020.00	\$2,130,115.00
	EXPENSE TOTALS	\$8,293,418.38	\$5,817,489.20	\$8,520,020.00	\$2,130,115.00
Fund 283	Community Services Program Totals	(\$102,099.01)	(\$23,036.20)	\$0.00	\$0.00
Fund 450	Courtroom Improvement-DUI funded				
	REVENUE				
	Department 4450 - Courtroom Improvement				
	Intergovernmental - State Grants				
4265.9072	Miscellaneous 1 Time State Grant	3,484.65	16,583.50	.00	.00
	Intergovernmental - State Grants Totals	\$3,484.65	\$16,583.50	\$0.00	\$0.00
	Investment Earnings				
4081	Interest	41.68	235.60	50.00	300.00
	Investment Earnings Totals	\$41.68	\$235.60	\$50.00	\$300.00
	Other Financing Sources				
5927	Operating Transfers In	56,045.90	34,833.58	100,000.00	58,517.00
	Other Financing Sources Totals	\$56,045.90	\$34,833.58	\$100,000.00	\$58,517.00
	Budgetary Fund Balance				
3900	Budgetary Beginning Fund Balance Unreserved	.00	.00	155,950.00	191,183.00
	Budgetary Fund Balance Totals	\$0.00	\$0.00	\$155,950.00	\$191,183.00
	Department 4450 - Courtroom Improvement Totals	\$59,572.23	\$51,652.68	\$256,000.00	\$250,000.00
	REVENUE TOTALS	\$59,572.23	\$51,652.68	\$256,000.00	\$250,000.00



Budget Worksheet Report

Budget Year 2024

Account	Account Description	2021 Actual Amount	2022 Actual Amount	2023 Adopted Budget	2024 Final
Fund 450	Courtroom Improvement-DUI funded				
	EXPENSE				
	Department 4450 - Courtroom Improvement				
	Supplies and Minor Equipment				
6414.1404	Repairs & Maintenance - Equipment	.00	829.00	.00	.00
6602	Minor Equipment Purchases	31,354.72	66,346.05	150,000.00	150,000.00
6604.1608	Minor Outlay - Computer Software	6,145.00	.00	6,000.00	.00
	<i>Supplies and Minor Equipment Totals</i>	\$37,499.72	\$67,175.05	\$156,000.00	\$150,000.00
	<i>Consultant / Contracted Services</i>				
6860	Misc Contracted Services	2,008.50	.00	.00	.00
	<i>Consultant / Contracted Services Totals</i>	\$2,008.50	\$0.00	\$0.00	\$0.00
	<i>Capital Outlay</i>				
7754	Capital Outlay - Equipment	5,519.00	.00	100,000.00	100,000.00
7756	Capital Outlay - Furniture / Fixtures	.00	922.18	.00	.00
	<i>Capital Outlay Totals</i>	\$5,519.00	\$922.18	\$100,000.00	\$100,000.00
	Department 4450 - Courtroom Improvement Totals	\$45,027.22	\$68,097.23	\$256,000.00	\$250,000.00
	EXPENSE TOTALS	\$45,027.22	\$68,097.23	\$256,000.00	\$250,000.00
Fund 450	Courtroom Improvement-DUI funded Totals				
	REVENUE TOTALS	\$59,572.23	\$51,652.68	\$256,000.00	\$250,000.00
	EXPENSE TOTALS	\$45,027.22	\$68,097.23	\$256,000.00	\$250,000.00
Fund 450	Courtroom Improvement-DUI funded Totals	\$14,545.01	(\$16,444.55)	\$0.00	\$0.00
Fund 460	Capital Reserve				
	REVENUE				
	Department 1460 - Capital Reserve Fund				
	Departmental Earnings				
5601	Miscellaneous Income	4,890.78	.00	.00	.00
	<i>Departmental Earnings Totals</i>	\$4,890.78	\$0.00	\$0.00	\$0.00
	<i>Investment Earnings</i>				
4081	Interest	245.53	.00	.00	.00
	<i>Investment Earnings Totals</i>	\$245.53	\$0.00	\$0.00	\$0.00
	Department 1460 - Capital Reserve Fund Totals	\$5,136.31	\$0.00	\$0.00	\$0.00
	REVENUE TOTALS	\$5,136.31	\$0.00	\$0.00	\$0.00
Fund 460	Capital Reserve Totals				
	REVENUE TOTALS	\$5,136.31	\$0.00	\$0.00	\$0.00
Fund 460	Capital Reserve Totals	\$5,136.31	\$0.00	\$0.00	\$0.00



Budget Worksheet Report

Budget Year 2024

Account	Account Description	2021 Actual Amount	2022 Actual Amount	2023 Adopted Budget	2024 Final
Fund 461 - Act 13 Marcellus Unconventional					
	REVENUE				
	Department 1461 - Act 13 Marcellus Unconventional				
	Departmental Earnings				
5608	Impact Fees	328,788.20	568,616.51	500,000.00	737,000.00
	<i>Departmental Earnings Totals</i>	\$328,788.20	\$568,616.51	\$500,000.00	\$737,000.00
	Investment Earnings				
4081	Interest	1,993.52	27,678.94	12,000.00	90,000.00
	<i>Investment Earnings Totals</i>	\$1,993.52	\$27,678.94	\$12,000.00	\$90,000.00
	Department 1461 - Act 13 Marcellus Unconventional	\$330,781.72	\$596,295.45	\$512,000.00	\$827,000.00
	Totals	\$330,781.72	\$596,295.45	\$512,000.00	\$827,000.00
	REVENUE TOTALS	\$330,781.72	\$596,295.45	\$512,000.00	\$827,000.00
	EXPENSE				
	Department 1461 - Act 13 Marcellus Unconventional				
	Consultant / Contracted Services				
6860	Misc Contracted Services	279,912.83	.00	.00	.00
	<i>Consultant / Contracted Services Totals</i>	\$279,912.83	\$0.00	\$0.00	\$0.00
	Debt Payments				
7065	Principal Capital Lease	53,814.30	57,027.13	53,815.00	53,815.00
7066	Interest Capital Lease	10,225.40	7,012.57	10,226.00	10,226.00
	<i>Debt Payments Totals</i>	\$64,039.70	\$64,039.70	\$64,041.00	\$64,041.00
	General Administration				
7122	Other Expenses	18,285.08	.00	34,650.00	34,650.00
	<i>General Administration Totals</i>	\$18,285.08	\$0.00	\$34,650.00	\$34,650.00
	Budgetary Fund Balance				
8900	Budgetary Ending Fund Balance	.00	.00	413,309.00	728,309.00
	<i>Budgetary Fund Balance Totals</i>	\$0.00	\$0.00	\$413,309.00	\$728,309.00
	Department 1461 - Act 13 Marcellus Unconventional	\$362,237.61	\$64,039.70	\$512,000.00	\$827,000.00
	Totals	\$362,237.61	\$64,039.70	\$512,000.00	\$827,000.00
	EXPENSE TOTALS	\$362,237.61	\$64,039.70	\$512,000.00	\$827,000.00
Fund 461 - Act 13 Marcellus Unconventional	Totals	\$330,781.72	\$596,295.45	\$512,000.00	\$827,000.00
	REVENUE TOTALS	\$330,781.72	\$596,295.45	\$512,000.00	\$827,000.00
	EXPENSE TOTALS	\$362,237.61	\$64,039.70	\$512,000.00	\$827,000.00
Fund 461 - Act 13 Marcellus Unconventional	Totals	(\$31,455.89)	\$532,255.75	\$0.00	\$0.00



Budget Worksheet Report

Budget Year 2024

Account	Account Description	2021 Actual Amount	2022 Actual Amount	2023 Adopted Budget	2024 Final
Fund 462 - Act 13 Marcellus Legacy					
REVENUE					
Department 1462 - Act 13 Marcellus Legacy					
<i>Departmental Earnings</i>					
5601	Miscellaneous Income	13,394.30	.00	.00	.00
5608	Impact Fees	96,051.38	163,051.60	150,000.00	198,000.00
<i>Departmental Earnings Totals</i>		\$109,445.68	\$163,051.60	\$150,000.00	\$198,000.00
<i>Investment Earnings</i>					
4081	Interest	1,343.19	12,981.46	7,500.00	36,000.00
<i>Investment Earnings Totals</i>		\$1,343.19	\$12,981.46	\$7,500.00	\$36,000.00
<i>Budgetary Fund Balance</i>					
3905	Budgetary Beginning Fund Balance Reserved	.00	.00	62,500.00	.00
<i>Budgetary Fund Balance Totals</i>		\$0.00	\$0.00	\$62,500.00	\$0.00
Department 1462 - Act 13 Marcellus Legacy Totals		\$110,788.87	\$176,033.06	\$220,000.00	\$234,000.00
REVENUE TOTALS		\$110,788.87	\$176,033.06	\$220,000.00	\$234,000.00
EXPENSE					
Department 1462 - Act 13 Marcellus Legacy					
<i>Subsidies</i>					
6304	Agriculture Preservation Board	170,000.00	220,000.00	220,000.00	220,000.00
<i>Subsidies Totals</i>		\$170,000.00	\$220,000.00	\$220,000.00	\$220,000.00
<i>Budgetary Fund Balance</i>					
8900	Budgetary Ending Fund Balance	.00	.00	.00	14,000.00
<i>Budgetary Fund Balance Totals</i>		\$0.00	\$0.00	\$0.00	\$14,000.00
Department 1462 - Act 13 Marcellus Legacy Totals		\$170,000.00	\$220,000.00	\$220,000.00	\$234,000.00
EXPENSE TOTALS		\$170,000.00	\$220,000.00	\$220,000.00	\$234,000.00
Fund 462 - Act 13 Marcellus Legacy Totals					
REVENUE TOTALS		\$110,788.87	\$176,033.06	\$220,000.00	\$234,000.00
EXPENSE TOTALS		\$170,000.00	\$220,000.00	\$220,000.00	\$234,000.00
Fund 462 - Act 13 Marcellus Legacy Totals		(\$59,211.13)	(\$43,966.94)	\$0.00	\$0.00
Fund 463 - 2020 GRB Energy Saving & Capital					
REVENUE					
Department 1463 - 2020 GRB Energy Saving & Capital					
<i>Investment Earnings</i>					
4081	Interest	11,089.13	3,539.87	.00	.00
<i>Investment Earnings Totals</i>		\$11,089.13	\$3,539.87	\$0.00	\$0.00
Department 1463 - 2020 GRB Energy Saving & Capital Totals		\$11,089.13	\$3,539.87	\$0.00	\$0.00
REVENUE TOTALS		\$11,089.13	\$3,539.87	\$0.00	\$0.00



Budget Worksheet Report

Budget Year 2024

Account	Account Description	2021 Actual Amount	2022 Actual Amount	2023 Adopted Budget	2024 Final
Fund 463	2020 GRB Energy Saving & Capital				
	EXPENSE				
	Department 1463 - 2020 GRB Energy Saving & Capital				
	Capital Outlay				
7757	Capital Outlay - Buildings	5,578,796.88	1,457,775.82	.00	.00
7760	Infrastructure	1,114,739.08	780,228.44	.00	.00
	<i>Capital Outlay Totals</i>	<u>\$6,693,535.96</u>	<u>\$2,238,004.26</u>	<u>\$0.00</u>	<u>\$0.00</u>
	Department 1463 - 2020 GRB Energy Saving & Capital	\$6,693,535.96	\$2,238,004.26	\$0.00	\$0.00
	Totals				
	EXPENSE TOTALS	\$6,693,535.96	\$2,238,004.26	\$0.00	\$0.00
Fund 463	2020 GRB Energy Saving & Capital Totals				
	REVENUE TOTALS	\$11,089.13	\$3,539.87	\$0.00	\$0.00
	EXPENSE TOTALS	\$6,693,535.96	\$2,238,004.26	\$0.00	\$0.00
Fund 463	2020 GRB Energy Saving & Capital Totals	(\$6,682,446.83)	(\$2,234,464.39)	\$0.00	\$0.00
Fund 464	2020 GOB Reassessment & Capital				
	REVENUE				
	Department 1464 - 2020 GOB Reassessment & Capital				
	Investment Earnings				
4081	Interest	6,920.05	16,884.31	.00	.00
	<i>Investment Earnings Totals</i>	<u>\$6,920.05</u>	<u>\$16,884.31</u>	<u>\$0.00</u>	<u>\$0.00</u>
	Department 1464 - 2020 GOB Reassessment & Capital	\$6,920.05	\$16,884.31	\$0.00	\$0.00
	Totals				
	REVENUE TOTALS	\$6,920.05	\$16,884.31	\$0.00	\$0.00
	EXPENSE				
	Department 1464 - 2020 GOB Reassessment & Capital				
	Personnel Expense				
6202	Books and Subscriptions	3,349.60	.00	.00	.00
	<i>Personnel Expense Totals</i>	<u>\$3,349.60</u>	<u>\$0.00</u>	<u>\$0.00</u>	<u>\$0.00</u>
	Occupancy				
6401	Rent	18,000.00	20,400.00	.00	.00
6402	Snow Removal / Grounds Maintenance	541.67	.00	.00	.00
6405	Electric	2,357.43	2,308.80	.00	.00
6406	Gas	1,926.17	2,510.21	.00	.00
6409	Rubbish Removal	156.00	182.50	.00	.00
	<i>Occupancy Totals</i>	<u>\$22,981.27</u>	<u>\$25,401.51</u>	<u>\$0.00</u>	<u>\$0.00</u>
	Communication				
6501	Telephone / Internet	6,391.11	6,741.63	.00	.00
	<i>Communication Totals</i>	<u>\$6,391.11</u>	<u>\$6,741.63</u>	<u>\$0.00</u>	<u>\$0.00</u>



Budget Worksheet Report

Budget Year 2024

Account	Account Description	2021 Actual Amount	2022 Actual Amount	2023 Adopted Budget	2024 Final
Fund 464	2020 GOB Reassessment & Capital				
	EXPENSE				
	Department 1464 - 2020 GOB Reassessment & Capital				
	Supplies and Minor Equipment				
6602	Minor Equipment Purchases	.00	180.24	.00	.00
	<i>Supplies and Minor Equipment Totals</i>	\$0.00	\$180.24	\$0.00	\$0.00
	Consultant / Contracted Services				
6860	Misc Contracted Services	2,532,097.91	1,611,793.46	.00	.00
	<i>Consultant / Contracted Services Totals</i>	\$2,532,097.91	\$1,611,793.46	\$0.00	\$0.00
	Capital Outlay				
7752	Capital Outlay - Computer Software	26,250.00	.00	.00	.00
	<i>Capital Outlay Totals</i>	\$26,250.00	\$0.00	\$0.00	\$0.00
	Department 1464 - 2020 GOB Reassessment & Capital Totals	\$2,591,069.89	\$1,644,116.84	\$0.00	\$0.00
	EXPENSE TOTALS	\$2,591,069.89	\$1,644,116.84	\$0.00	\$0.00
Fund 464	2020 GOB Reassessment & Capital Totals				
	REVENUE TOTALS	\$6,920.05	\$16,884.31	\$0.00	\$0.00
	EXPENSE TOTALS	\$2,591,069.89	\$1,644,116.84	\$0.00	\$0.00
Fund 464	2020 GOB Reassessment & Capital Totals	(\$2,584,149.84)	(\$1,627,232.53)	\$0.00	\$0.00
Fund 680	HealthChoices				
	REVENUE				
	Department 9680 - HealthChoices - Capitation				
	Intergovernmental - State Grants				
4205.8002	Capitation Revenue	58,878,116.00	61,909,044.00	55,000,000.00	60,026,572.00
	<i>Intergovernmental - State Grants Totals</i>	\$58,878,116.00	\$61,909,044.00	\$55,000,000.00	\$60,026,572.00
	Investment Earnings				
4081	Interest	21,487.69	27,280.67	20,000.00	40,000.00
	<i>Investment Earnings Totals</i>	\$21,487.69	\$27,280.67	\$20,000.00	\$40,000.00
	Reimbursement Income				
5812	Admin Expense Reimbursement (Misc)	(446,098.34)	.00	.00	.00
5872	Rebates	901.34	.00	.00	.00
	<i>Reimbursement Income Totals</i>	(\$445,197.00)	\$0.00	\$0.00	\$0.00
	Department 9680 - HealthChoices - Capitation Totals	\$58,454,406.69	\$61,936,324.67	\$55,020,000.00	\$60,066,572.00
	Department 9681 - HealthChoices Reinvestment				
	Investment Earnings				
4081	Interest	18.31	197.33	10,000.00	10,000.00
	<i>Investment Earnings Totals</i>	\$18.31	\$197.33	\$10,000.00	\$10,000.00



Budget Worksheet Report

Budget Year 2024

Account	Account Description	2021 Actual Amount	2022 Actual Amount	2023 Adopted Budget	2024 Final
Fund 680	HealthChoices				
REVENUE					
Department 9681 - HealthChoices Reinvestment					
Budgetary Fund Balance					
3900	Budgetary Beginning Fund Balance Unreserved	.00	.00	2,030,000.00	3,607,421.00
<i>Budgetary Fund Balance Totals</i>		\$0.00	\$0.00	\$2,030,000.00	\$3,607,421.00
Department 9681 - HealthChoices Reinvestment Totals		\$18.31	\$197.33	\$2,040,000.00	\$3,617,421.00
REVENUE TOTALS		\$58,454,425.00	\$61,936,522.00	\$57,060,000.00	\$63,683,993.00
EXPENSE					
Department 9680 - HealthChoices - Capitation					
Wages and Salaries					
6006	Full Time Wages	589,489.35	517,668.74	569,000.00	575,000.00
<i>Wages and Salaries Totals</i>		\$589,489.35	\$517,668.74	\$569,000.00	\$575,000.00
<i>Premium Wages</i>					
6077	Contracted Sick & Vacation Buy Back	9,069.78	12,810.39	12,000.00	12,000.00
6078	Lump Sum Longevity Pay	2,085.00	2,185.70	3,000.00	3,000.00
6080	Overtime	26.79	11.53	.00	.00
<i>Premium Wages Totals</i>		\$11,181.57	\$15,007.62	\$15,000.00	\$15,000.00
<i>Fringe Benefits</i>					
6101	FICA	34,381.68	28,852.62	37,000.00	37,000.00
6102	Medicare	8,477.27	7,595.73	9,000.00	9,000.00
6104	Health	125,941.21	114,081.69	130,000.00	117,000.00
6105	Dental	4,849.48	4,427.80	5,000.00	5,000.00
6106	Vision	1,275.92	1,148.64	2,000.00	2,000.00
6107	Life	593.18	533.92	2,000.00	1,000.00
6108	Sick & Accident	1,781.25	1,530.62	2,000.00	2,000.00
<i>Fringe Benefits Totals</i>		\$177,299.99	\$158,171.02	\$187,000.00	\$173,000.00
<i>Fringe Benefits Other</i>					
6103	Retirement	78,219.00	60,811.00	82,000.00	80,000.00
6109	Workers Compensation	1,050.31	924.62	2,000.00	1,000.00
6110	Unemployment Compensation	96.30	.00	.00	.00
6111	Waiver of Health Insurance	138.48	.00	312.00	3,000.00
<i>Fringe Benefits Other Totals</i>		\$79,504.09	\$61,735.62	\$84,312.00	\$84,000.00
<i>Personnel Expense</i>					
6201	Dues / Memberships	1,000.00	1,000.00	2,000.00	2,000.00
6203	Training	(1,003.80)	(1,002.19)	700.00	700.00
6209	Employee Physicals	4.08	1.77	.00	.00



Budget Worksheet Report

Budget Year 2024

Account	Account Description	2021 Actual Amount	2022 Actual Amount	2023 Adopted Budget	2024 Final
Fund 680	HealthChoices				
	EXPENSE				
	Department 9680 - HealthChoices - Capitation				
	<i>Personnel Expense</i>				
6212	Employee Assistance Program	153.72	139.42	175.00	143.00
	<i>Personnel Expense Totals</i>	<u>\$154.00</u>	<u>\$139.00</u>	<u>\$2,875.00</u>	<u>\$2,843.00</u>
	<i>Occupancy</i>				
6401	Rent	42,872.90	42,547.64	44,000.00	44,000.00
6403	Custodial Services	13,772.83	9,260.28	5,300.00	5,000.00
6405	Electric	4,047.47	4,116.93	6,000.00	6,000.00
6406	Gas	1,139.62	1,083.60	2,600.00	1,100.00
6407	Water	253.39	216.07	300.00	300.00
6408	Sewage	127.33	90.68	400.00	400.00
6409	Rubbish Removal	244.35	114.80	200.00	200.00
6413	Storage	219.57	.00	200.00	200.00
	<i>Occupancy Totals</i>	<u>\$62,677.46</u>	<u>\$57,430.00</u>	<u>\$59,000.00</u>	<u>\$57,200.00</u>
	<i>Communication</i>				
6501	Telephone / Internet	9,718.00	13,390.32	12,000.00	14,000.00
6504	Postage	581.48	537.33	1,400.00	500.00
6506	Printing	200.06	310.35	1,400.00	1,700.00
6507	Advertising	.00	.00	50.00	.00
	<i>Communication Totals</i>	<u>\$10,499.54</u>	<u>\$14,238.00</u>	<u>\$14,850.00</u>	<u>\$16,200.00</u>
	<i>Supplies and Minor Equipment</i>				
6414.1401	Repairs & Maintenance - Buildings	5,528.59	4,386.17	8,000.00	7,000.00
6414.1405	Repairs & Maintenance - Vehicles	17.01	102.38	500.00	1,000.00
6601.1607	Supplies - Other	3,834.08	2,402.40	9,000.00	5,000.00
6602	Minor Equipment Purchases	.00	7.52	1,000.00	1,000.00
6604.1607	Minor Outlay - Computer Hardware	12,235.64	1,528.77	5,000.00	6,000.00
6604.1608	Minor Outlay - Computer Software	17,854.63	329.29	1,000.00	1,000.00
6604.1609	Minor Outlay - Computer Supplies	(3,113.14)	(4,813.43)	1,000.00	1,000.00
6606	Maintenance Agreements	1,042.19	1,045.77	2,000.00	1,000.00
	<i>Supplies and Minor Equipment Totals</i>	<u>\$37,399.00</u>	<u>\$4,988.87</u>	<u>\$27,500.00</u>	<u>\$23,000.00</u>
	<i>Transportation</i>				
6751	Travel	590.05	808.80	5,000.00	5,000.00
7557	Gasoline	200.95	1,051.20	1,000.00	1,000.00
	<i>Transportation Totals</i>	<u>\$791.00</u>	<u>\$1,860.00</u>	<u>\$6,000.00</u>	<u>\$6,000.00</u>



Budget Worksheet Report

Budget Year 2024

Account	Account Description	2021 Actual Amount	2022 Actual Amount	2023 Adopted Budget	2024 Final
Fund 680 - HealthChoices					
EXPENSE					
Department 9680 - HealthChoices - Capitation					
<i>Consultant / Contracted Services</i>					
6851	Auditing	71,990.00	23,085.00	45,000.00	45,000.00
6853	Legal	7,989.84	24,170.29	45,000.00	24,000.00
6860	Misc Contracted Services	574,021.51	780,826.27	1,130,000.00	1,500,000.00
6873	Providers of Grant Service	38,781,047.85	41,656,375.42	37,400,000.00	41,908,749.00
6876	MCO / Gross Receipts Tax Expense	11,345,333.97	12,054,707.54	10,700,000.00	10,700,000.00
6877	ASO Management Fees	3,050,147.65	3,362,988.75	3,110,000.00	3,110,133.00
<i>Consultant / Contracted Services Totals</i>		\$53,830,530.82	\$57,902,153.27	\$52,430,000.00	\$57,287,882.00
<i>Debt Payments</i>					
7065	Principal Capital Lease	740.00	144.55	1,500.00	1,000.00
<i>Debt Payments Totals</i>		\$740.00	\$144.55	\$1,500.00	\$1,000.00
<i>General Administration</i>					
7108	Indirect Expense	32,140.00	34,408.00	35,000.00	35,000.00
7118	Bank Charges / Bank Interest	750.00	.00	.00	100.00
7122	Other Expenses	(1,998.00)	(905.82)	3,000.00	2,000.00
7125	COVID-19 Expenses	2,610.18	.00	500.00	.00
<i>General Administration Totals</i>		\$33,502.18	\$33,502.18	\$38,500.00	\$37,100.00
<i>Capital Outlay</i>					
7752	Capital Outlay - Computer Software	.00	3,881.35	.00	.00
7753	Capital Outlay - Computer Hardware	23,800.00	2,332.18	.00	.00
7756	Capital Outlay - Furniture / Fixtures	.00	513.60	.00	.00
<i>Capital Outlay Totals</i>		\$23,800.00	\$6,727.13	\$0.00	\$0.00
<i>Budgetary Fund Balance</i>					
8900	Budgetary Ending Fund Balance	.00	.00	1,584,463.00	1,788,347.00
<i>Budgetary Fund Balance Totals</i>		\$0.00	\$0.00	\$1,584,463.00	\$1,788,347.00
Department 9680 - HealthChoices - Capitation Totals		\$54,857,569.00	\$58,773,766.00	\$55,020,000.00	\$60,066,572.00
Department 9681 - HealthChoices Reinvestment					
<i>Consultant / Contracted Services</i>					
6873	Providers of Grant Service	1,201,301.00	435,198.00	2,040,000.00	3,617,421.00
<i>Consultant / Contracted Services Totals</i>		\$1,201,301.00	\$435,198.00	\$2,040,000.00	\$3,617,421.00
Department 9681 - HealthChoices Reinvestment Totals		\$1,201,301.00	\$435,198.00	\$2,040,000.00	\$3,617,421.00
EXPENSE TOTALS		\$56,058,870.00	\$59,208,964.00	\$57,060,000.00	\$63,683,993.00
Fund 680 - HealthChoices Totals					
REVENUE TOTALS		\$58,454,425.00	\$61,936,522.00	\$57,060,000.00	\$63,683,993.00



Budget Worksheet Report

Budget Year 2024

Account	Account Description	2021 Actual Amount	2022 Actual Amount	2023 Adopted Budget	2024 Final
EXPENSE TOTALS		\$56,058,870.00	\$59,208,964.00	\$57,060,000.00	\$63,683,993.00
Fund 680 - HealthChoices Totals		\$2,395,555.00	\$2,727,558.00	\$0.00	\$0.00
Fund 690 - Emergency 911 Center					
REVENUE					
Department 9690 - Emergency Services					
<i>Intergovernmental - State Grants</i>					
4259.8298	Act 12 Statewide Interconnectivity Grant	628,468.80	743,821.38	63,144.00	386,414.00
<i>Intergovernmental - State Grants Totals</i>		\$628,468.80	\$743,821.38	\$63,144.00	\$386,414.00
<i>Departmental Earnings</i>					
4804	Fees - 911 Surcharge	3,534,730.61	3,576,498.49	3,400,000.00	3,400,000.00
<i>Departmental Earnings Totals</i>		\$3,534,730.61	\$3,576,498.49	\$3,400,000.00	\$3,400,000.00
<i>Investment Earnings</i>					
4081	Interest	6,113.10	38,987.72	8,000.00	36,000.00
<i>Investment Earnings Totals</i>		\$6,113.10	\$38,987.72	\$8,000.00	\$36,000.00
<i>Budgetary Fund Balance</i>					
3900	Budgetary Beginning Fund Balance Unreserved	.00	.00	2,621,168.00	2,001,760.00
<i>Budgetary Fund Balance Totals</i>		\$0.00	\$0.00	\$2,621,168.00	\$2,001,760.00
Department 9690 - Emergency Services Totals		\$4,169,312.51	\$4,359,307.59	\$6,092,312.00	\$5,824,174.00
REVENUE TOTALS		\$4,169,312.51	\$4,359,307.59	\$6,092,312.00	\$5,824,174.00
EXPENSE					
Department 9690 - Emergency Services					
<i>Personnel Expense</i>					
6201	Dues / Memberships	2,443.00	893.00	1,500.00	3,000.00
6203	Training	10,792.52	6,603.73	10,000.00	10,000.00
6206	Uniform / Clothing	3,975.16	5,438.99	5,000.00	7,000.00
<i>Personnel Expense Totals</i>		\$17,210.68	\$12,935.72	\$16,500.00	\$20,000.00
<i>Occupancy</i>					
6401	Rent	21,220.53	23,104.94	100,000.00	100,000.00
<i>Occupancy Totals</i>		\$21,220.53	\$23,104.94	\$100,000.00	\$100,000.00
<i>Communication</i>					
6501	Telephone / Internet	60,883.15	267,795.74	350,000.00	300,000.00
<i>Communication Totals</i>		\$60,883.15	\$267,795.74	\$350,000.00	\$300,000.00
<i>Supplies and Minor Equipment</i>					
6414.1401	Repairs & Maintenance - Buildings	3,994.34	3,438.43	3,000.00	3,500.00
6414.1404	Repairs & Maintenance - Equipment	5,450.57	2,279.80	5,000.00	5,000.00
6601.1607	Supplies - Other	.00	2,463.91	2,500.00	2,500.00
6602	Minor Equipment Purchases	13,704.56	1,550.45	5,000.00	2,000.00
6604.1607	Minor Outlay - Computer Hardware	412.78	.00	5,000.00	35,000.00



Budget Worksheet Report

Budget Year 2024

Account	Account Description	2021 Actual Amount	2022 Actual Amount	2023 Adopted Budget	2024 Final
Fund 690 - Emergency 911 Center					
EXPENSE					
Department 9690 - Emergency Services					
Supplies and Minor Equipment					
6604.1608	Minor Outlay - Computer Software	23,638.36	11,163.68	30,000.00	20,000.00
6606	Maintenance Agreements	279,430.37	301,144.38	300,000.00	700,000.00
<i>Supplies and Minor Equipment Totals</i>		\$326,630.98	\$322,040.65	\$350,500.00	\$768,000.00
<i>Transportation</i>					
6751	Travel	2,286.57	3,949.43	7,500.00	7,500.00
<i>Transportation Totals</i>		\$2,286.57	\$3,949.43	\$7,500.00	\$7,500.00
<i>Consultant / Contracted Services</i>					
6860	Misc Contracted Services	150,142.49	117,789.20	175,000.00	150,000.00
<i>Consultant / Contracted Services Totals</i>		\$150,142.49	\$117,789.20	\$175,000.00	\$150,000.00
<i>Debt Payments</i>					
7065	Principal Capital Lease	383,322.18	393,583.69	454,283.00	362,160.00
7066	Interest Capital Lease	70,479.49	60,217.98	48,165.00	27,603.00
<i>Debt Payments Totals</i>		\$453,801.67	\$453,801.67	\$502,448.00	\$389,763.00
<i>General Administration</i>					
7108	Indirect Expense	7,947.00	7,141.00	8,000.00	9,000.00
7114	Admin Expense Reimbursement	2,543,245.15	2,466,406.71	2,414,000.00	2,414,000.00
7122	Other Expenses	2,880.84	2,099.40	3,000.00	4,000.00
<i>General Administration Totals</i>		\$2,554,072.99	\$2,475,647.11	\$2,425,000.00	\$2,427,000.00
<i>Capital Outlay</i>					
7752	Capital Outlay - Computer Software	281,200.45	573,025.54	1,388,374.00	1,003,165.00
7753	Capital Outlay - Computer Hardware	67,893.00	.00	.00	.00
7754	Capital Outlay - Equipment	346,922.60	.00	46,000.00	80,000.00
<i>Capital Outlay Totals</i>		\$696,016.05	\$573,025.54	\$1,434,374.00	\$1,083,165.00
<i>Budgetary Fund Balance</i>					
8900	Budgetary Ending Fund Balance	.00	.00	730,990.00	578,746.00
<i>Budgetary Fund Balance Totals</i>		\$0.00	\$0.00	\$730,990.00	\$578,746.00
Department 9690 - Emergency Services Totals		\$4,282,265.11	\$4,250,090.00	\$6,092,312.00	\$5,824,174.00
EXPENSE TOTALS		\$4,282,265.11	\$4,250,090.00	\$6,092,312.00	\$5,824,174.00
Fund 690 - Emergency 911 Center Totals					
REVENUE TOTALS		\$4,169,312.51	\$4,359,307.59	\$6,092,312.00	\$5,824,174.00
EXPENSE TOTALS		\$4,282,265.11	\$4,250,090.00	\$6,092,312.00	\$5,824,174.00
Fund 690 - Emergency 911 Center Totals		(\$112,952.60)	\$109,217.59	\$0.00	\$0.00



Budget Worksheet Report

Budget Year 2024

Account	Account Description	2021 Actual Amount	2022 Actual Amount	2023 Adopted Budget	2024 Final
Fund	905 - Anti-Drug Task Force				
	REVENUE				
	Department 9005 - Controlled Substance Forfeitures				
	<i>Intergovernmental -- Federal Grants</i>				
4127.16838	Comprehensive Opioid Abuse Site-Based Program	24,045.75	175,999.25	185,000.00	65,000.00
4162.95001	High Intensity Drug Trafficking Areas Program	49,218.52	9,656.49	15,000.00	15,000.00
	<i>Intergovernmental -- Federal Grants Totals</i>	\$73,264.27	\$185,655.74	\$200,000.00	\$80,000.00
	<i>Intergovernmental - State Grants</i>				
4265.9070	Attorney General Task Force Grant	90,600.00	90,380.00	90,600.00	90,600.00
4265.9075	PA Attorney General Local Task Force OT Reimbursement	3,151.92	8,280.00	5,000.00	.00
4265.9077	DEA Interdiction Task Force Group 63	4,378.72	2,843.92	1,500.00	.00
	<i>Intergovernmental - State Grants Totals</i>	\$98,130.64	\$101,503.92	\$97,100.00	\$90,600.00
	<i>Departmental Earnings</i>				
4608	Drug Receipts - Forfeitures/Police/Juvenile	124,477.00	138,233.28	210,000.00	130,000.00
4627	Other Receipts - Forfeitures	10,925.00	(10,925.00)	.00	.00
	<i>Departmental Earnings Totals</i>	\$135,402.00	\$127,308.28	\$210,000.00	\$130,000.00
	<i>Investment Earnings</i>				
4081	Interest	144.35	123.53	.00	.00
	<i>Investment Earnings Totals</i>	\$144.35	\$123.53	\$0.00	\$0.00
	<i>Budgetary Fund Balance</i>				
3900	Budgetary Beginning Fund Balance Unreserved	.00	.00	.00	114,939.00
3905	Budgetary Beginning Fund Balance Reserved	.00	.00	59,339.00	.00
	<i>Budgetary Fund Balance Totals</i>	\$0.00	\$0.00	\$59,339.00	\$114,939.00
	Department 9005 - Controlled Substance Forfeitures	\$306,941.26	\$414,591.47	\$566,439.00	\$415,539.00
	Totals				
	REVENUE TOTALS	\$306,941.26	\$414,591.47	\$566,439.00	\$415,539.00
	EXPENSE				
	Department 9005 - Controlled Substance Forfeitures				
	<i>Wages and Salaries</i>				
6006	Full Time Wages	17,903.95	18,264.71	25,000.00	25,800.00
6008	Other Wages - Temp / Season / Etc	35,319.00	19,278.90	85,000.00	85,000.00
	<i>Wages and Salaries Totals</i>	\$53,222.95	\$37,543.61	\$110,000.00	\$110,800.00
	<i>Premium Wages</i>				
6077	Contracted Sick & Vacation Buy Back	126.51	326.56	.00	.00
6080	Overtime	44,079.98	36,745.89	65,000.00	66,950.00
	<i>Premium Wages Totals</i>	\$44,206.49	\$37,072.45	\$65,000.00	\$66,950.00



Budget Worksheet Report

Budget Year 2024

Account	Account Description	2021 Actual Amount	2022 Actual Amount	2023 Adopted Budget	2024 Final
Fund 905	Anti-Drug Task Force				
EXPENSE					
Department 9005 - Controlled Substance Forfeitures					
<i>Fringe Benefits</i>					
6101	FICA	5,913.83	4,269.15	10,900.00	11,021.00
6102	Medicare	1,383.17	998.54	2,538.00	2,578.00
6104	Health	15,039.86	12,309.78	.00	7,920.00
6105	Dental	575.58	477.52	.00	600.00
6106	Vision	151.46	124.00	.00	132.00
6107	Life	75.97	61.05	.00	75.00
6108	Sick & Accident	211.56	167.38	176.00	222.00
<i>Fringe Benefits Totals</i>		\$23,351.43	\$18,407.42	\$13,614.00	\$22,548.00
<i>Fringe Benefits Other</i>					
6103	Retirement	10,404.92	6,075.65	10,925.00	10,925.00
6109	Workers Compensation	974.63	320.86	.00	600.00
<i>Fringe Benefits Other Totals</i>		\$11,379.55	\$6,396.51	\$10,925.00	\$11,525.00
<i>Personnel Expense</i>					
6203	Training	3,925.00	3,201.66	8,000.00	10,000.00
<i>Personnel Expense Totals</i>		\$3,925.00	\$3,201.66	\$8,000.00	\$10,000.00
<i>Supplies and Minor Equipment</i>					
6414.1405	Repairs & Maintenance - Vehicles	442.90	205.23	1,200.00	1,200.00
6601.1603	Supplies - Program	.00	.00	.00	1,800.00
6601.1607	Supplies - Other	1,528.63	401.22	1,000.00	.00
6602	Minor Equipment Purchases	3,015.00	2,960.62	4,500.00	4,500.00
6604.1608	Minor Outlay - Computer Software	20,867.32	15,458.42	13,000.00	17,750.00
6605	Ammunition	1,200.00	16.12	2,000.00	.00
<i>Supplies and Minor Equipment Totals</i>		\$27,053.85	\$19,041.61	\$21,700.00	\$25,250.00
<i>Transportation</i>					
6751	Travel	445.66	186.80	1,300.00	1,300.00
7557	Gasoline	2,068.29	2,107.60	3,200.00	4,000.00
<i>Transportation Totals</i>		\$2,513.95	\$2,294.40	\$4,500.00	\$5,300.00
<i>General Administration</i>					
7122	Other Expenses	905.05	281.50	2,700.00	2,700.00
<i>General Administration Totals</i>		\$905.05	\$281.50	\$2,700.00	\$2,700.00
<i>Judicial / Courts</i>					
7255	Drug Investigative Expenses	199,155.61	251,573.32	330,000.00	160,466.00
<i>Judicial / Courts Totals</i>		\$199,155.61	\$251,573.32	\$330,000.00	\$160,466.00



Budget Worksheet Report

Budget Year 2024

Account	Account Description	2021 Actual Amount	2022 Actual Amount	2023 Adopted Budget	2024 Final
Fund	905 - Anti-Drug Task Force				
	EXPENSE				
Department	9005 - Controlled Substance Forfeitures	\$365,713.88	\$375,812.48	\$566,439.00	\$415,539.00
	Totals				
	EXPENSE TOTALS	\$365,713.88	\$375,812.48	\$566,439.00	\$415,539.00
Fund	905 - Anti-Drug Task Force Totals				
	REVENUE TOTALS	\$306,941.26	\$414,591.47	\$566,439.00	\$415,539.00
	EXPENSE TOTALS	\$365,713.88	\$375,812.48	\$566,439.00	\$415,539.00
Fund	905 - Anti-Drug Task Force Totals	(\$58,772.62)	\$38,778.99	\$0.00	\$0.00
Fund	906 - DA Education Investigative				
	REVENUE				
Department	9006 - DA Education Investigation				
	<i>Departmental Earnings</i>				
4623	Non-Drug Receipts - Forfeitures/Police/Juvenile	.00	10,925.00	.00	.00
	<i>Departmental Earnings Totals</i>	\$0.00	\$10,925.00	\$0.00	\$0.00
Department	9006 - DA Education Investigation Totals	\$0.00	\$10,925.00	\$0.00	\$0.00
	REVENUE TOTALS	\$0.00	\$10,925.00	\$0.00	\$0.00
Fund	906 - DA Education Investigative Totals				
	REVENUE TOTALS	\$0.00	\$10,925.00	\$0.00	\$0.00
Fund	906 - DA Education Investigative Totals	\$0.00	\$10,925.00	\$0.00	\$0.00
Fund	908 - Sheriff Events				
	REVENUE				
Department	9008 - Sheriff Events				
	<i>Reimbursement Income</i>				
5809	Special Events Reimbursement	11,422.71	6,086.51	10,000.00	.00
	<i>Reimbursement Income Totals</i>	\$11,422.71	\$6,086.51	\$10,000.00	\$0.00
Department	9008 - Sheriff Events Totals	\$11,422.71	\$6,086.51	\$10,000.00	\$0.00
	REVENUE TOTALS	\$11,422.71	\$6,086.51	\$10,000.00	\$0.00
	EXPENSE				
Department	9008 - Sheriff Events				
	<i>Other Financing Uses</i>				
7801	Operating Transfers Out	.00	58,284.69	.00	.00
	<i>Other Financing Uses Totals</i>	\$0.00	\$58,284.69	\$0.00	\$0.00
	<i>Budgetary Fund Balance</i>				
8900	Budgetary Ending Fund Balance	.00	.00	10,000.00	.00
	<i>Budgetary Fund Balance Totals</i>	\$0.00	\$0.00	\$10,000.00	\$0.00
Department	9008 - Sheriff Events Totals	\$0.00	\$58,284.69	\$10,000.00	\$0.00
	EXPENSE TOTALS	\$0.00	\$58,284.69	\$10,000.00	\$0.00



Budget Worksheet Report

Budget Year 2024

Account	Account Description	2021 Actual Amount	2022 Actual Amount	2023 Adopted Budget	2024 Final
	Fund 908 - Sheriff Events Totals				
	REVENUE TOTALS	\$11,422.71	\$6,086.51	\$10,000.00	\$0.00
	EXPENSE TOTALS	\$0.00	\$58,284.69	\$10,000.00	\$0.00
	Fund 908 - Sheriff Events Totals	\$11,422.71	(\$52,198.18)	\$0.00	\$0.00
Fund 970 - FR Debt Service Fund					
	REVENUE				
	Department 9970 - FR Debt Service Fund				
	<i>Investment Earnings</i>				
4081	Interest	38,618.79	.00	.00	.00
	<i>Investment Earnings Totals</i>	\$38,618.79	\$0.00	\$0.00	\$0.00
	Department 9970 - FR Debt Service Fund Totals	\$38,618.79	\$0.00	\$0.00	\$0.00
	REVENUE TOTALS	\$38,618.79	\$0.00	\$0.00	\$0.00
	EXPENSE				
	Department 9970 - FR Debt Service Fund				
	<i>Debt Payments</i>				
7040	FR 2013 Bonds Principal	1,730,000.00	.00	.00	.00
7041	FR 2013 Bonds Interest	41,030.00	.86	.00	.00
	<i>Debt Payments Totals</i>	\$1,771,030.00	\$0.86	\$0.00	\$0.00
	Department 9970 - FR Debt Service Fund Totals	\$1,771,030.00	\$0.86	\$0.00	\$0.00
	EXPENSE TOTALS	\$1,771,030.00	\$0.86	\$0.00	\$0.00
	Fund 970 - FR Debt Service Fund Totals				
	REVENUE TOTALS	\$38,618.79	\$0.00	\$0.00	\$0.00
	EXPENSE TOTALS	\$1,771,030.00	\$0.86	\$0.00	\$0.00
	Fund 970 - FR Debt Service Fund Totals	(\$1,732,411.21)	(\$0.86)	\$0.00	\$0.00
	Net Grand Totals				
	REVENUE GRAND TOTALS	\$205,740,161.40	\$230,219,569.82	\$255,669,371.00	\$264,118,465.00
	EXPENSE GRAND TOTALS	\$214,260,310.87	\$228,441,253.87	\$255,669,371.00	\$264,118,465.00
	Net Grand Totals	(\$8,520,149.47)	\$1,778,315.95	\$0.00	\$0.00