

2023 Commissioners' Final Budget



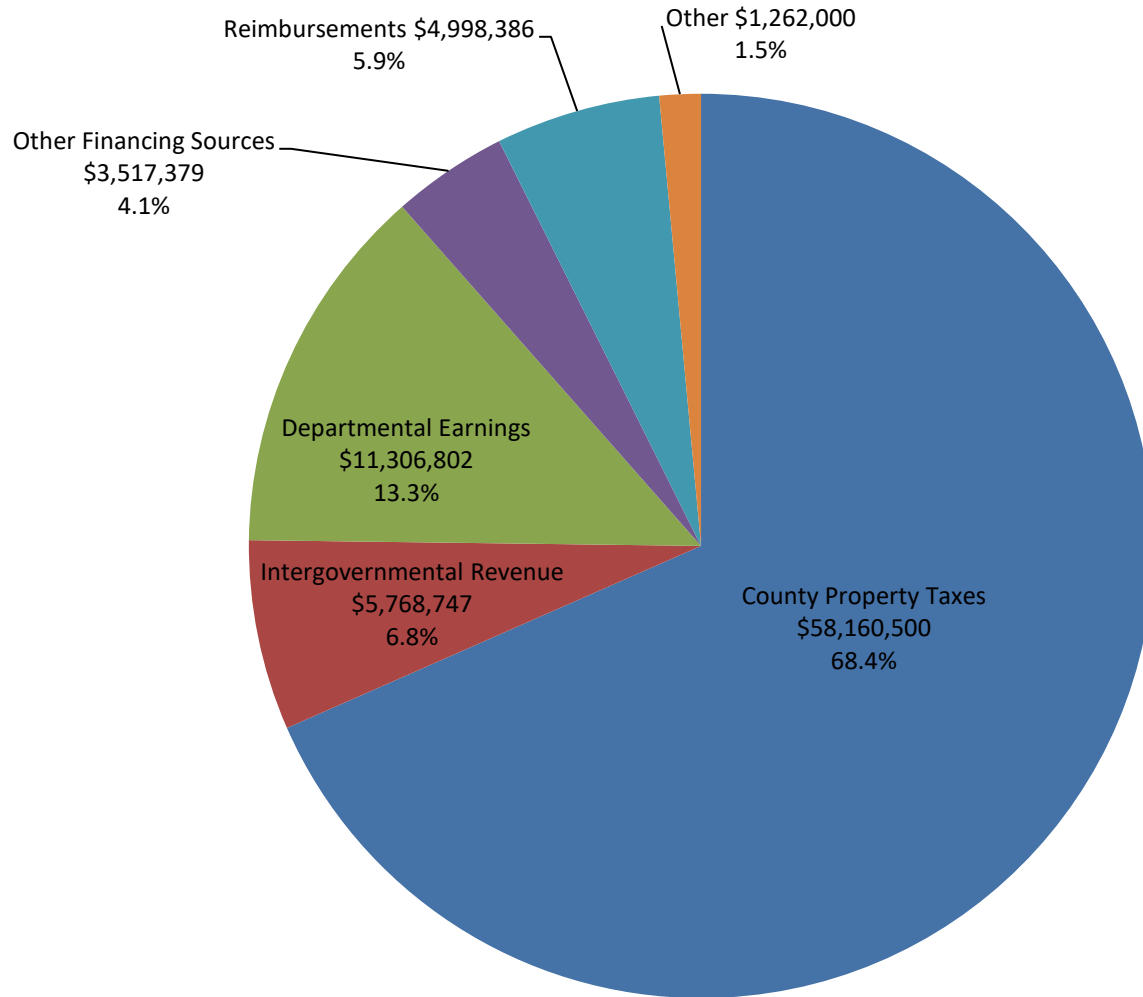
Board of County Commissioners

Daniel C. Camp, III,
Chairman

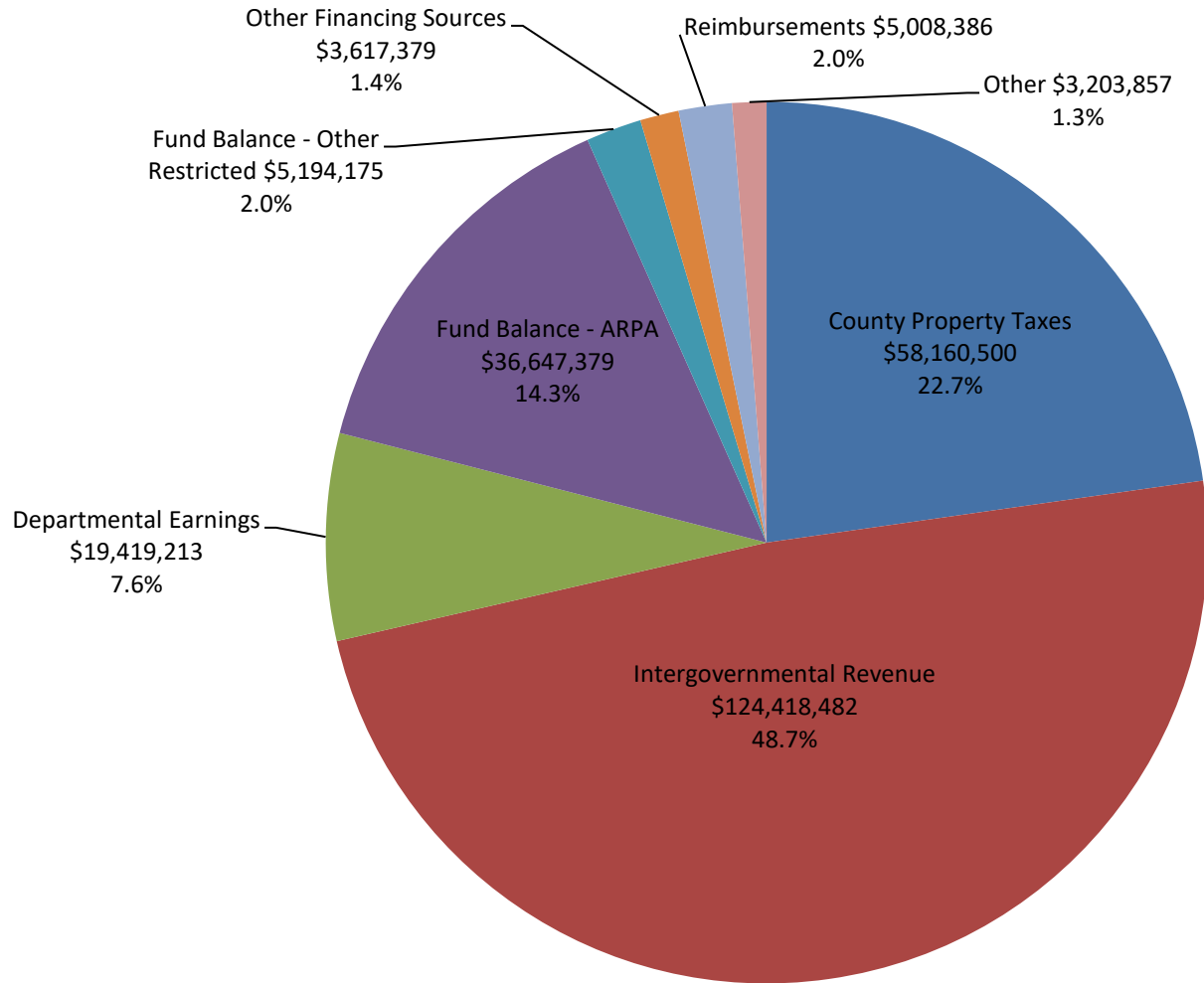
Jack Manning

Tony Amadio

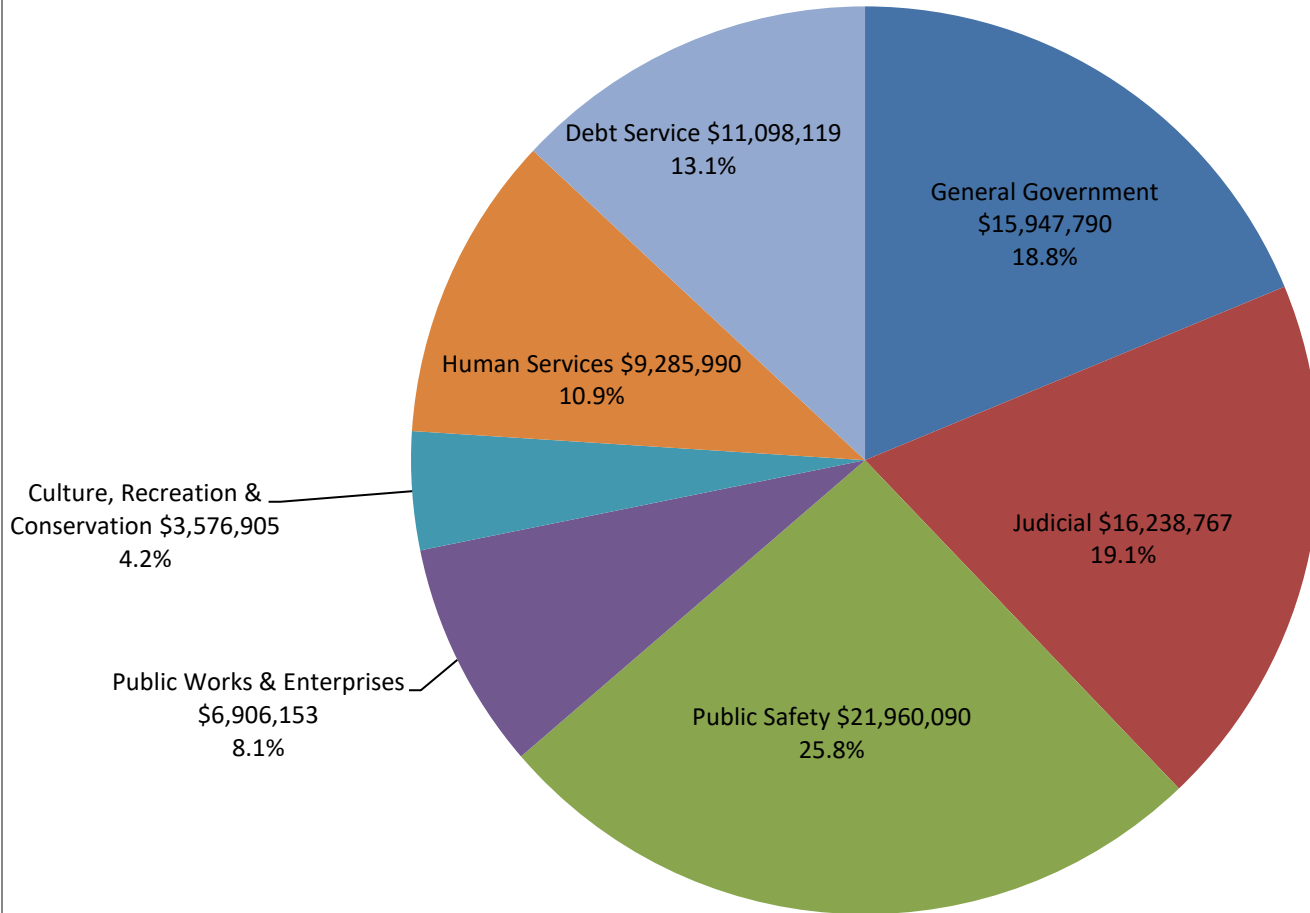
General Fund 2023 Budgeted Revenues by Category \$85,013,814 Total (Fund 100 Only)



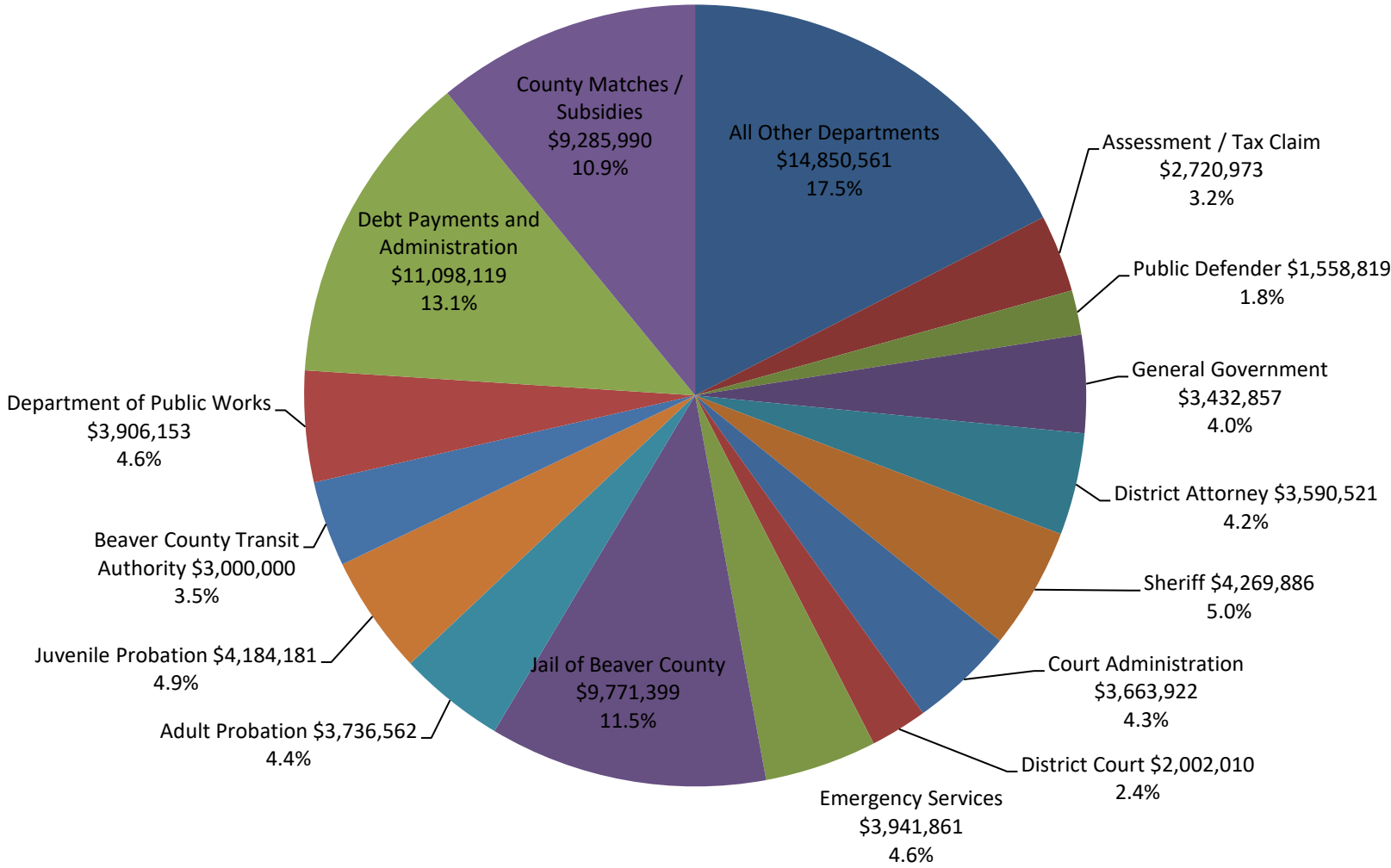
All Governmental Funds 2023 Budgeted Revenues by Category \$255,669,371



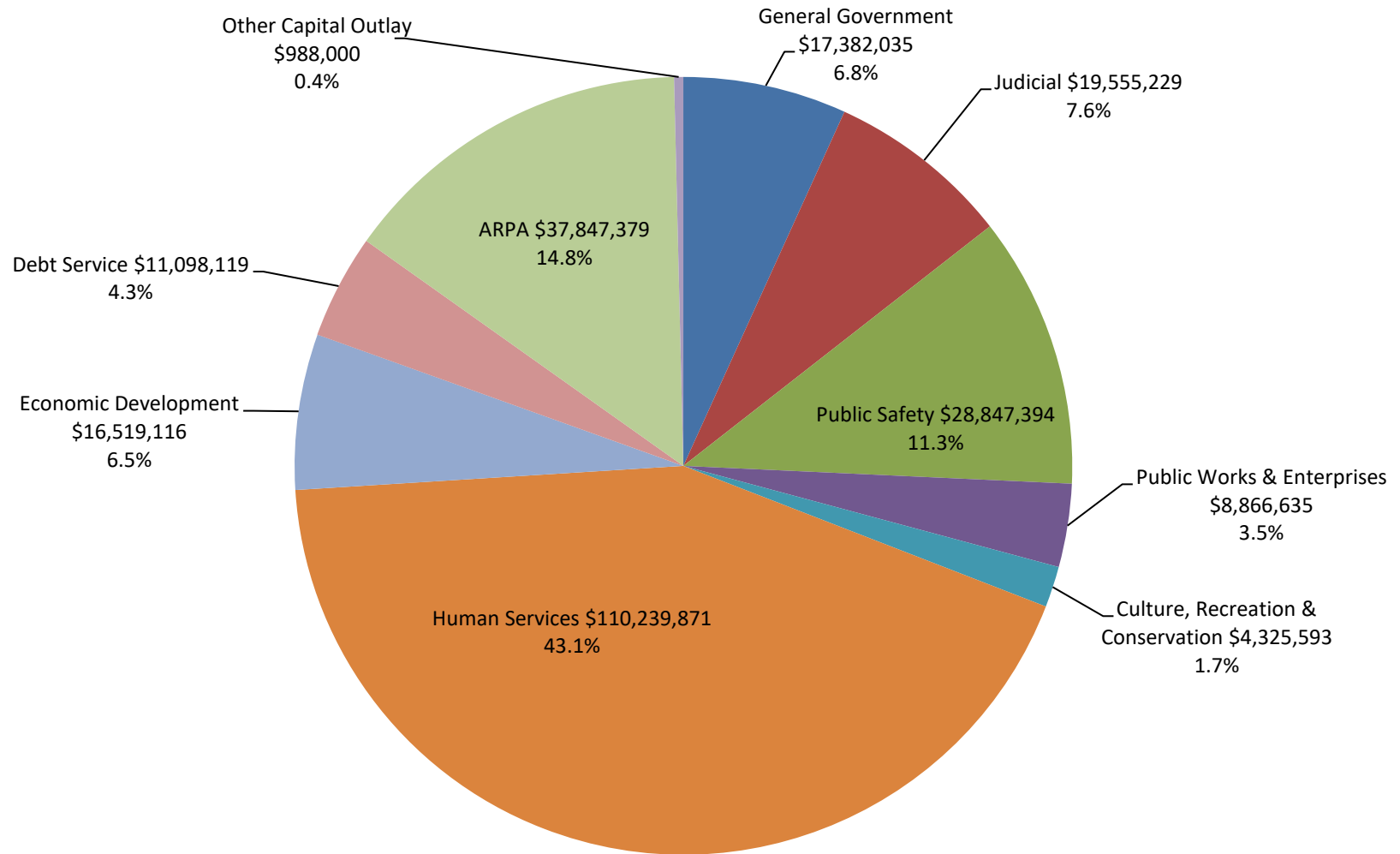
General Fund 2023 Budgeted Expenditures by Function \$85,013,814 Total (Fund 100 Only)



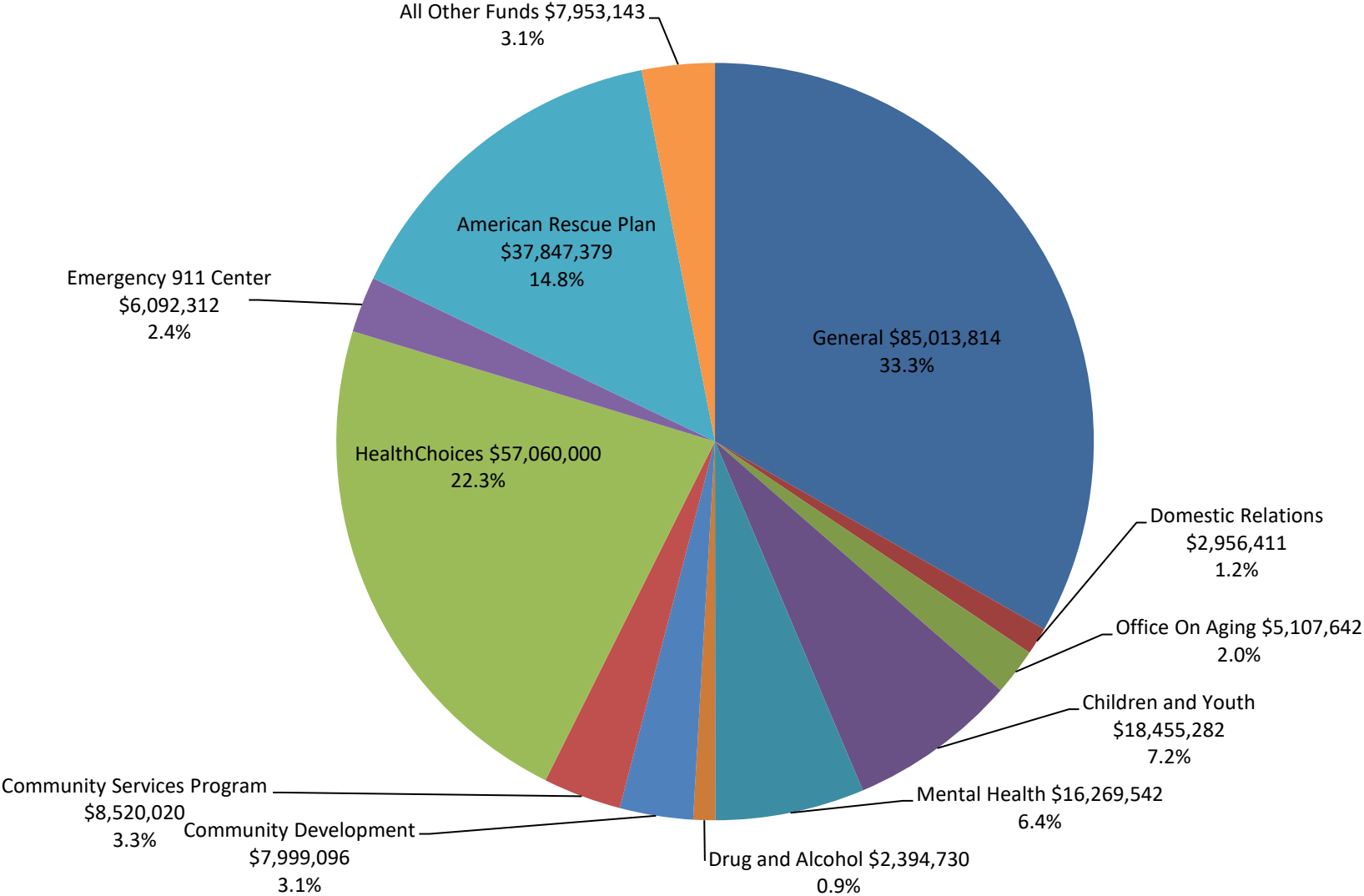
General Fund 2023 Budgeted Expenditures by Department \$85,013,814 Total (Fund 100 Only)



All Governmental Funds 2023 Budgeted Expenditures by Function \$255,669,371 Total



All Governmental Funds 2023 Budgeted Expenditures by Fund \$255,669,371



Beaver County 2023 Final Budget

**All Governmental Funds
By Department**



Budget Worksheet Report

Budget Year 2023

Account	Account Description	2020 Actual Amount	2021 Actual Amount	2022 Adopted Budget	2023 Final
Fund 100 - General					
REVENUE					
Department 1100 - Commissioners					
<i>Departmental Earnings</i>					
5601	Miscellaneous Income	.00	25.51	.00	.00
<i>Departmental Earnings Totals</i>		\$0.00	\$25.51	\$0.00	\$0.00
Department 1100 - Commissioners Totals		\$0.00	\$25.51	\$0.00	\$0.00
Department 1102 - Treasurer					
<i>County Property Taxes</i>					
4005	Current Tax Discount	45,080,036.50	46,623,166.33	45,783,000.00	45,783,000.00
4006	Current Tax Face	6,249,533.81	4,019,377.02	4,668,000.00	4,668,000.00
4007	Current Tax Penalty	24.32	3,157,487.02	1,900,000.00	1,900,000.00
4008	Interim	.00	1.71	5,000.00	5,000.00
4009	Prior Year Discount	38,827.13	(134,709.27)	20,000.00	20,000.00
4010	Prior Year Face	243,222.72	5,131.07	8,000.00	8,000.00
4011	Prior Year Penalty	1,205,809.75	896,861.61	1,832,000.00	1,832,000.00
4012	Penalty on Delinquent Taxes	319,916.53	329,111.22	310,000.00	310,000.00
4013	Interest on Delinquent Taxes	225,931.43	208,085.04	210,000.00	210,000.00
4014	Interest on Clean & Green Rollback	3,758.41	2,006.82	4,000.00	4,000.00
4016	Tax Claim Daily Receipts	3,238,853.35	3,324,236.41	3,000,000.00	3,220,000.00
4017	Private / Commissioner Sales	.00	8,708.69	2,500.00	2,500.00
4018	Repository Sales	217,214.29	198,444.79	145,000.00	145,000.00
4019	Judicial Sales	.00	149,086.92	30,000.00	30,000.00
4020	Upset Sales	56,092.66	85,678.55	23,000.00	23,000.00
<i>County Property Taxes Totals</i>		\$56,879,220.90	\$58,872,673.93	\$57,940,500.00	\$58,160,500.00
<i>Payment in Lieu of Taxes</i>					
4004	Payment in Lieu of Taxes	413,402.43	238,559.58	190,000.00	190,000.00
<i>Payment in Lieu of Taxes Totals</i>		\$413,402.43	\$238,559.58	\$190,000.00	\$190,000.00
<i>Local Hotel Room Tax</i>					
4050	Hotel Room Tax - Local	21,191.54	34,542.47	20,000.00	20,000.00
<i>Local Hotel Room Tax Totals</i>		\$21,191.54	\$34,542.47	\$20,000.00	\$20,000.00
<i>Licenses and Permits (purchasing license, not a service)</i>					
4061	Business Licenses and Permits	14,730.00	21,145.00	15,000.00	16,000.00
<i>Licenses and Permits (purchasing license, not a service) Totals</i>		\$14,730.00	\$21,145.00	\$15,000.00	\$16,000.00
<i>Intergovernmental - State Grants</i>					
4262.9060	Dog License Reimbursements	3,350.00	6,025.42	4,500.00	6,000.00



Budget Worksheet Report

Budget Year 2023

Account	Account Description	2020 Actual Amount	2021 Actual Amount	2022 Adopted Budget	2023 Final
Fund 100 - General					
REVENUE					
Department 1102 - Treasurer					
<i>Intergovernmental - State Grants</i>					
<i>Intergovernmental - State Grants Totals</i>		\$3,350.00	\$6,025.42	\$4,500.00	\$6,000.00
<i>Departmental Earnings</i>					
4402	Agent Issuing Fees	46,339.50	33,793.10	40,000.00	40,000.00
4408	Tax Cert / Duplicate Bills	133,610.12	168,400.00	125,000.00	100,000.00
5601	Miscellaneous Income	.00	206.30	.00	.00
<i>Departmental Earnings Totals</i>		\$179,949.62	\$202,399.40	\$165,000.00	\$140,000.00
<i>Investment Earnings</i>					
4081	Interest	246,465.62	56,494.79	100,000.00	900,000.00
<i>Investment Earnings Totals</i>		\$246,465.62	\$56,494.79	\$100,000.00	\$900,000.00
Department 1102 - Treasurer Totals		\$57,758,310.11	\$59,431,840.59	\$58,435,000.00	\$59,432,500.00
Department 1103 - Recorder of Deeds					
<i>Departmental Earnings</i>					
4401	Affordable HSG 15% Monthly	21,882.90	26,424.45	20,000.00	20,000.00
4405	Commission - Local Realty Tax	111,679.18	166,482.62	100,000.00	120,000.00
4406	Commission - State	55,778.72	82,970.31	50,000.00	60,000.00
4407	Commission - Writ Tax	377.53	455.58	375.00	375.00
4411	Recording Fees - Monthly	466,876.82	575,585.45	475,000.00	475,000.00
4412	Regular Fees	18,712.50	11,619.50	12,000.00	12,000.00
4413	UCC Recording Fees	25,745.00	34,675.00	22,000.00	25,000.00
4418	Cover Page Fee	41,824.00	51,300.00	40,000.00	40,000.00
4419	Reference Fees	43,202.00	55,674.00	40,000.00	40,000.00
4421	Internet Copy Fee	111,269.31	128,064.00	90,000.00	100,000.00
5601	Miscellaneous Income	105.00	140.00	105.00	105.00
<i>Departmental Earnings Totals</i>		\$897,452.96	\$1,133,390.91	\$849,480.00	\$892,480.00
Department 1103 - Recorder of Deeds Totals		\$897,452.96	\$1,133,390.91	\$849,480.00	\$892,480.00
Department 1104 - Legal Department					
<i>Departmental Earnings</i>					
4412	Regular Fees	73.45	79.34	.00	.00
<i>Departmental Earnings Totals</i>		\$73.45	\$79.34	\$0.00	\$0.00
<i>Reimbursement Income</i>					
5821	Legal Reimbursement - CYS	.00	.00	.00	106,000.00
<i>Reimbursement Income Totals</i>		\$0.00	\$0.00	\$0.00	\$106,000.00



Budget Worksheet Report

Budget Year 2023

Account	Account Description	2020 Actual Amount	2021 Actual Amount	2022 Adopted Budget	2023 Final
Fund 100 - General					
REVENUE					
	Department 1104 - Legal Department Totals	\$73.45	\$79.34	\$0.00	\$106,000.00
	Department 1105 - Human Resources				
	Local Grants				
4310	Non-Governmental Grants	19,975.89	19,644.90	20,000.00	30,000.00
	Local Grants Totals	\$19,975.89	\$19,644.90	\$20,000.00	\$30,000.00
	Departmental Earnings				
5601	Miscellaneous Income	3,008.37	1,435.02	.00	.00
	Departmental Earnings Totals	\$3,008.37	\$1,435.02	\$0.00	\$0.00
	Reimbursement Income				
5832	COBRA Monthly (Health/Dental/Vision)	8,661.24	(15,913.93)	.00	.00
	Reimbursement Income Totals	\$8,661.24	(\$15,913.93)	\$0.00	\$0.00
	Department 1105 - Human Resources Totals	\$31,645.50	\$5,165.99	\$20,000.00	\$30,000.00
	Department 1108 - Central Services				
	Departmental Earnings				
4052	Tax Billing - Fee for Service	75,505.74	75,132.03	78,000.00	71,000.00
	Departmental Earnings Totals	\$75,505.74	\$75,132.03	\$78,000.00	\$71,000.00
	Department 1108 - Central Services Totals	\$75,505.74	\$75,132.03	\$78,000.00	\$71,000.00
	Department 1109 - Planning Commission				
	Local Grants				
4336	Unified Planning Work Program - SPC	12,537.14	19,669.07	14,822.00	14,822.00
4340	Local Government Academy Municipal Intern Program	.00	.00	4,000.00	4,000.00
	Local Grants Totals	\$12,537.14	\$19,669.07	\$18,822.00	\$18,822.00
	Departmental Earnings				
4414	Subdivision Fees	20,930.16	17,143.03	14,500.00	14,500.00
5607	GIS System Revenue	10,571.00	9,717.00	14,000.00	14,000.00
	Departmental Earnings Totals	\$31,501.16	\$26,860.03	\$28,500.00	\$28,500.00
	Sub-Department 004 - EPA Grant				
	Intergovernmental -- Federal Grants				
4111.66818	Brownfields Assessment and Cleanup Cooperative Agreements	.00	200,000.00	538,431.00	298,229.00
	Intergovernmental -- Federal Grants Totals	\$0.00	\$200,000.00	\$538,431.00	\$298,229.00
	Sub-Department 004 - EPA Grant Totals	\$0.00	\$200,000.00	\$538,431.00	\$298,229.00
	Department 1109 - Planning Commission Totals	\$44,038.30	\$246,529.10	\$585,753.00	\$345,551.00
	Department 1111 - Veterans Affairs				
	Investment Earnings				
4081	Interest	.07	.00	.00	.00



Budget Worksheet Report

Budget Year 2023

Account	Account Description	2020 Actual Amount	2021 Actual Amount	2022 Adopted Budget	2023 Final
Fund 100 - General					
REVENUE					
Department 1111 - Veterans Affairs					
<i>Investment Earnings</i>					
<i>Investment Earnings Totals</i>		\$0.07	\$0.00	\$0.00	\$0.00
Department 1111 - Veterans Affairs Totals		\$0.07	\$0.00	\$0.00	\$0.00
Department 1112 - Election Bureau					
Sub-Department 007 - General					
<i>Intergovernmental -- Federal Grants</i>					
4140.90401	Help America Vote Act Requirements Payments	196,703.62	.00	.00	.00
4140.90404	2018 HAVA Election Security Grants	14,523.06	69,641.18	.00	.00
<i>Intergovernmental -- Federal Grants Totals</i>		\$211,226.68	\$69,641.18	\$0.00	\$0.00
<i>Departmental Earnings</i>					
4412	Regular Fees	1,760.50	8,752.80	.00	.00
<i>Departmental Earnings Totals</i>		\$1,760.50	\$8,752.80	\$0.00	\$0.00
Sub-Department 007 - General Totals		\$212,987.18	\$78,393.98	\$0.00	\$0.00
Sub-Department 012 - Special Functions (ACT 88)					
<i>Intergovernmental - State Grants</i>					
4265.9078	ACT 88 - Election Integrity Grant	.00	.00	.00	579,151.00
<i>Intergovernmental - State Grants Totals</i>		\$0.00	\$0.00	\$0.00	\$579,151.00
Sub-Department 012 - Special Functions (ACT 88) Totals		\$0.00	\$0.00	\$0.00	\$579,151.00
Department 1112 - Election Bureau Totals		\$212,987.18	\$78,393.98	\$0.00	\$579,151.00
Department 1113 - Assessment / Tax Claim					
<i>Intergovernmental - State Grants</i>					
4220	PA State Tax Equalization Board	663.00	1,315.60	720.00	720.00
<i>Intergovernmental - State Grants Totals</i>		\$663.00	\$1,315.60	\$720.00	\$720.00
<i>Departmental Earnings</i>					
4403	Certification Fees	13,030.00	17,535.00	18,000.00	18,000.00
4404	Clean and Green Application Fees	650.00	500.00	800.00	50,000.00
4409	Commissions	507,173.89	521,918.52	550,000.00	550,000.00
4410	Tax Claim Costs	812,011.92	1,030,489.14	1,050,000.00	1,050,000.00
4417	Third Party Commissions	74,617.24	53,230.46	70,000.00	70,000.00
5601	Miscellaneous Income	20,300.00	21,829.75	20,000.00	30,000.00
5603	Map Revenue	557.00	75.00	1,000.00	1,000.00
<i>Departmental Earnings Totals</i>		\$1,428,340.05	\$1,645,577.87	\$1,709,800.00	\$1,769,000.00
Department 1113 - Assessment / Tax Claim Totals		\$1,429,003.05	\$1,646,893.47	\$1,710,520.00	\$1,769,720.00



Budget Worksheet Report

Budget Year 2023

Account	Account Description	2020 Actual Amount	2021 Actual Amount	2022 Adopted Budget	2023 Final
Fund 100 - General					
REVENUE					
Department 1115 - Payroll					
<i>Departmental Earnings</i>					
5601	Miscellaneous Income	.19	.00	.00	.00
<i>Departmental Earnings Totals</i>		<u>\$0.19</u>	<u>\$0.00</u>	<u>\$0.00</u>	<u>\$0.00</u>
Department 1115 - Payroll Totals		<u>\$0.19</u>	<u>\$0.00</u>	<u>\$0.00</u>	<u>\$0.00</u>
Department 1120 - General Government					
Sub-Department 009 - County Wide General Insurance					
<i>Departmental Earnings</i>					
5601	Miscellaneous Income	13,320.72	13,595.00	13,500.00	15,000.00
<i>Departmental Earnings Totals</i>		<u>\$13,320.72</u>	<u>\$13,595.00</u>	<u>\$13,500.00</u>	<u>\$15,000.00</u>
<i>Reimbursement Income</i>					
5872	Rebates	.00	31,208.42	.00	.00
<i>Reimbursement Income Totals</i>		<u>\$0.00</u>	<u>\$31,208.42</u>	<u>\$0.00</u>	<u>\$0.00</u>
Sub-Department 009 - County Wide General Insurance Totals		<u>\$13,320.72</u>	<u>\$44,803.42</u>	<u>\$13,500.00</u>	<u>\$15,000.00</u>
Sub-Department 010 - General Government Other					
<i>Intergovernmental - State Grants</i>					
4210	PA Public Utility Realty Tax	62,535.47	58,305.22	60,000.00	60,000.00
4215	PA State Game Land Commission	5,226.33	.00	.00	.00
4265.9072	Miscellaneous 1 Time State Grant	.00	65,662.48	200,000.00	200,000.00
<i>Intergovernmental - State Grants Totals</i>		<u>\$67,761.80</u>	<u>\$123,967.70</u>	<u>\$260,000.00</u>	<u>\$260,000.00</u>
<i>Departmental Earnings</i>					
4617	Program Income	78,954.10	200,233.95	150,000.00	600,000.00
5505	Facility Rental	18,000.00	22,000.00	24,000.00	24,000.00
5601	Miscellaneous Income	1,841,417.60	2,595,969.07	2,204,710.00	3,303,972.00
<i>Departmental Earnings Totals</i>		<u>\$1,938,371.70</u>	<u>\$2,818,203.02</u>	<u>\$2,378,710.00</u>	<u>\$3,927,972.00</u>
<i>Other Financing Sources</i>					
5927	Operating Transfers In	.00	.00	3,000,000.00	2,847,379.00
<i>Other Financing Sources Totals</i>		<u>\$0.00</u>	<u>\$0.00</u>	<u>\$3,000,000.00</u>	<u>\$2,847,379.00</u>
<i>Reimbursement Income</i>					
5850	Indirect Cost Reimbursement	878,099.05	919,641.17	1,031,728.00	1,052,735.00
5872	Rebates	18,011.21	2,926.89	10,000.00	10,000.00
5929	Special Item - Sale of Capital	642,479.88	.00	.00	.00
<i>Reimbursement Income Totals</i>		<u>\$1,538,590.14</u>	<u>\$922,568.06</u>	<u>\$1,041,728.00</u>	<u>\$1,062,735.00</u>
Sub-Department 010 - General Government Other Totals		<u>\$3,544,723.64</u>	<u>\$3,864,738.78</u>	<u>\$6,680,438.00</u>	<u>\$8,098,086.00</u>



Budget Worksheet Report

Budget Year 2023

Account	Account Description	2020 Actual Amount	2021 Actual Amount	2022 Adopted Budget	2023 Final
Fund 100 - General					
REVENUE					
Department 1120 - General Government Totals		\$3,558,044.36	\$3,909,542.20	\$6,693,938.00	\$8,113,086.00
Department 2400 - Clerk of Courts					
<i>Departmental Earnings</i>					
4415	Credit Card Convenience Fee	.46	1.23	5.00	.00
4609	DUI Act 198 of 2002	43,938.87	43,047.90	60,000.00	45,000.00
4614	Miscellaneous Departmental Receipts	608,798.04	646,032.59	760,000.00	700,000.00
5601	Miscellaneous Income	617.14	201.28	.00	.00
<i>Departmental Earnings Totals</i>		\$653,354.51	\$689,283.00	\$820,005.00	\$745,000.00
<i>Other Financing Sources</i>					
5927	Operating Transfers In	7,500.00	.00	.00	.00
<i>Other Financing Sources Totals</i>		\$7,500.00	\$0.00	\$0.00	\$0.00
Department 2400 - Clerk of Courts Totals		\$660,854.51	\$689,283.00	\$820,005.00	\$745,000.00
Department 2410 - Coroner					
<i>Intergovernmental - State Grants</i>					
4235.8153	Vital Statistics Improvement	13,234.04	13,538.10	.00	15,000.00
<i>Intergovernmental - State Grants Totals</i>		\$13,234.04	\$13,538.10	\$0.00	\$15,000.00
<i>Departmental Earnings</i>					
4602	Autopsy Receipts	3,000.00	2,800.00	1,500.00	2,000.00
4619	Cremation Authorization Fees	53,750.00	52,050.00	52,000.00	60,000.00
<i>Departmental Earnings Totals</i>		\$56,750.00	\$54,850.00	\$53,500.00	\$62,000.00
<i>Investment Earnings</i>					
4081	Interest	156.00	86.27	.00	.00
<i>Investment Earnings Totals</i>		\$156.00	\$86.27	\$0.00	\$0.00
Department 2410 - Coroner Totals		\$70,140.04	\$68,474.37	\$53,500.00	\$77,000.00
Department 2420 - District Attorney					
<i>Intergovernmental - State Grants</i>					
4230.8107	Womens Center Community Revitalization	73,800.04	73,800.00	.00	75,000.00
<i>Intergovernmental - State Grants Totals</i>		\$73,800.04	\$73,800.00	\$0.00	\$75,000.00
<i>Departmental Earnings</i>					
4620	ARD Program Fees	42,055.41	44,255.55	.00	40,000.00
4621	Expungement Program Fees	8,533.09	9,746.83	.00	9,000.00
5601	Miscellaneous Income	3,657.16	.00	.00	.00
<i>Departmental Earnings Totals</i>		\$54,245.66	\$54,002.38	\$0.00	\$49,000.00
<i>Reimbursement Income</i>					
5802	Domestics Reimbursement	3,255.00	3,101.00	.00	3,000.00
5812	Admin Expense Reimbursement (Misc)	118,419.60	120,682.25	.00	122,000.00



Budget Worksheet Report

Budget Year 2023

Account	Account Description	2020 Actual Amount	2021 Actual Amount	2022 Adopted Budget	2023 Final
Fund 100 - General					
REVENUE					
Department 2420 - District Attorney					
<i>Reimbursement Income</i>					
5819	COVID-19 Reimbursement	887,938.27	.00	.00	.00
5829	FBI OT Reimbursement	.00	.00	.00	1,000.00
<i>Reimbursement Income Totals</i>		\$1,009,612.87	\$123,783.25	\$0.00	\$126,000.00
Department 2420 - District Attorney Totals		\$1,137,658.57	\$251,585.63	\$0.00	\$250,000.00
Department 2421 - Emergency Service Unit (ESU)					
<i>Contributions and Donations</i>					
4355	Contributions and Donations	.00	300.00	.00	.00
<i>Contributions and Donations Totals</i>		\$0.00	\$300.00	\$0.00	\$0.00
<i>Departmental Earnings</i>					
5601	Miscellaneous Income	586.94	890.36	.00	.00
<i>Departmental Earnings Totals</i>		\$586.94	\$890.36	\$0.00	\$0.00
<i>Reimbursement Income</i>					
5819	COVID-19 Reimbursement	33,541.96	.00	.00	.00
<i>Reimbursement Income Totals</i>		\$33,541.96	\$0.00	\$0.00	\$0.00
Department 2421 - Emergency Service Unit (ESU) Totals		\$34,128.90	\$1,190.36	\$0.00	\$0.00
Department 2430 - Prothonotary					
<i>Departmental Earnings</i>					
4614	Miscellaneous Departmental Receipts	445,755.39	464,291.86	460,000.00	460,000.00
4617	Program Income	48,237.00	49,404.00	35,000.00	51,000.00
5601	Miscellaneous Income	21,657.39	34,575.33	30,000.00	37,000.00
<i>Departmental Earnings Totals</i>		\$515,649.78	\$548,271.19	\$525,000.00	\$548,000.00
Department 2430 - Prothonotary Totals		\$515,649.78	\$548,271.19	\$525,000.00	\$548,000.00
Department 2440 - Register of Wills					
<i>Licenses and Permits (purchasing license, not a service)</i>					
4062	Non-Business Licenses and Permit	26,873.50	33,938.00	30,000.00	30,000.00
<i>Licenses and Permits (purchasing license, not a service) Totals</i>		\$26,873.50	\$33,938.00	\$30,000.00	\$30,000.00
<i>Departmental Earnings</i>					
4607	Commission - Inheritance	66,823.60	91,336.37	60,000.00	80,000.00
4615	Register - Monthly Receipts	231,775.57	301,766.18	240,000.00	240,000.00
4618	Adoptions - Act 34 Receipts	750.00	300.00	300.00	300.00
5601	Miscellaneous Income	1,627.85	803.19	500.00	750.00



Budget Worksheet Report

Budget Year 2023

Account	Account Description	2020 Actual Amount	2021 Actual Amount	2022 Adopted Budget	2023 Final
Fund 100 - General					
REVENUE					
Department 2440 - Register of Wills					
<i>Departmental Earnings</i>					
<i>Departmental Earnings Totals</i>		\$300,977.02	\$394,205.74	\$300,800.00	\$321,050.00
Department 2440 - Register of Wills Totals		\$327,850.52	\$428,143.74	\$330,800.00	\$351,050.00
Department 2450 - Sheriff					
<i>Licenses and Permits (purchasing license, not a service)</i>					
4061	Business Licenses and Permits	104,179.00	104,369.00	100,000.00	105,000.00
<i>Licenses and Permits (purchasing license, not a service) Totals</i>		\$104,179.00	\$104,369.00	\$100,000.00	\$105,000.00
<i>Local Grants</i>					
4310	Non-Governmental Grants	7,304.32	.00	5,000.00	.00
4312	National Rifle Association Grant (NRA)	1,660.00	.00	.00	.00
<i>Local Grants Totals</i>		\$8,964.32	\$0.00	\$5,000.00	\$0.00
<i>Departmental Earnings</i>					
4604	Civil Writs	96,043.26	104,687.99	100,000.00	110,000.00
4614	Miscellaneous Departmental Receipts	2,571.92	1,074.00	3,000.00	1,000.00
4624	Precious Metals Registry Database Fee	2,400.00	2,200.00	2,400.00	2,400.00
5601	Miscellaneous Income	43.26	11.12	.00	.00
5604	Proceeds County Auction	.00	13,250.00	15,000.00	15,000.00
<i>Departmental Earnings Totals</i>		\$101,058.44	\$121,223.11	\$120,400.00	\$128,400.00
<i>Reimbursement Income</i>					
5812	Admin Expense Reimbursement (Misc)	.00	.00	.00	117,000.00
5815	Tax Claim Posting Reimbursement	212,100.00	141,150.00	240,000.00	175,000.00
5819	COVID-19 Reimbursement	2,666,360.50	.00	.00	.00
<i>Reimbursement Income Totals</i>		\$2,878,460.50	\$141,150.00	\$240,000.00	\$292,000.00
Department 2450 - Sheriff Totals		\$3,092,662.26	\$366,742.11	\$465,400.00	\$525,400.00
Department 2460 - Court Administration					
<i>Intergovernmental - State Grants</i>					
4265.9074	State Grant Program for Court Interpreter Services (AOPC)	6,688.00	8,464.00	9,000.00	15,000.00
<i>Intergovernmental - State Grants Totals</i>		\$6,688.00	\$8,464.00	\$9,000.00	\$15,000.00
<i>Departmental Earnings</i>					
4605	Court Support Costs	318,845.00	318,219.00	320,000.00	320,000.00
4612	Juror Compensation Cost Reimbursement	.00	3,167.10	7,000.00	8,000.00
4626	Act 24 Guardian Ad Litem Reimbursement	.00	13,134.06	.00	8,000.00



Budget Worksheet Report

Budget Year 2023

Account	Account Description	2020 Actual Amount	2021 Actual Amount	2022 Adopted Budget	2023 Final
Fund 100 - General					
REVENUE					
Department 2460 - Court Administration					
<i>Departmental Earnings</i>					
5601	Miscellaneous Income	140.00	.00	.00	.00
<i>Departmental Earnings Totals</i>		\$318,985.00	\$334,520.16	\$327,000.00	\$336,000.00
<i>Reimbursement Income</i>					
5808	Senior Judge Annual Reimbursement	55,143.00	13,458.00	20,000.00	12,000.00
5865	MH Funding - Monthly	67,095.96	67,095.96	67,500.00	67,500.00
<i>Reimbursement Income Totals</i>		\$122,238.96	\$80,553.96	\$87,500.00	\$79,500.00
Department 2460 - Court Administration Totals		\$447,911.96	\$423,538.12	\$423,500.00	\$430,500.00
Department 2465 - District Court					
Sub-Department 016 - MDJ 36-1-01 (Ambridge)					
<i>Departmental Earnings</i>					
4613	Magistrate Receipts	47,223.40	47,934.58	50,000.00	50,000.00
<i>Departmental Earnings Totals</i>		\$47,223.40	\$47,934.58	\$50,000.00	\$50,000.00
<i>Reimbursement Income</i>					
5872	Rebates	.00	525.84	.00	.00
<i>Reimbursement Income Totals</i>		\$0.00	\$525.84	\$0.00	\$0.00
Sub-Department 016 - MDJ 36-1-01 (Ambridge) Totals		\$47,223.40	\$48,460.42	\$50,000.00	\$50,000.00
Sub-Department 017 - MDJ 36-3-02 (Chippewa)					
<i>Departmental Earnings</i>					
4613	Magistrate Receipts	49,779.23	40,061.69	50,000.00	50,000.00
<i>Departmental Earnings Totals</i>		\$49,779.23	\$40,061.69	\$50,000.00	\$50,000.00
<i>Reimbursement Income</i>					
5872	Rebates	.00	492.79	.00	.00
<i>Reimbursement Income Totals</i>		\$0.00	\$492.79	\$0.00	\$0.00
Sub-Department 017 - MDJ 36-3-02 (Chippewa) Totals		\$49,779.23	\$40,554.48	\$50,000.00	\$50,000.00
Sub-Department 018 - MDJ 36-2-01 (Freedom)					
<i>Departmental Earnings</i>					
4613	Magistrate Receipts	82,690.07	78,425.26	85,000.00	82,000.00
<i>Departmental Earnings Totals</i>		\$82,690.07	\$78,425.26	\$85,000.00	\$82,000.00
<i>Reimbursement Income</i>					
5872	Rebates	.00	692.25	.00	.00
<i>Reimbursement Income Totals</i>		\$0.00	\$692.25	\$0.00	\$0.00
Sub-Department 018 - MDJ 36-2-01 (Freedom) Totals		\$82,690.07	\$79,117.51	\$85,000.00	\$82,000.00



Budget Worksheet Report

Budget Year 2023

Account	Account Description	2020 Actual Amount	2021 Actual Amount	2022 Adopted Budget	2023 Final
Fund 100 - General					
REVENUE					
Department 2465 - District Court					
Sub-Department 019 - MDJ 36-3-03 (Center)					
<i>Departmental Earnings</i>					
4613	Magistrate Receipts	66,973.30	70,419.51	75,000.00	78,000.00
	<i>Departmental Earnings Totals</i>	\$66,973.30	\$70,419.51	\$75,000.00	\$78,000.00
<i>Reimbursement Income</i>					
5872	Rebates	.00	487.82	.00	.00
	<i>Reimbursement Income Totals</i>	\$0.00	\$487.82	\$0.00	\$0.00
Sub-Department 019 - MDJ 36-3-03 (Center) Totals					
Sub-Department 020 - MDJ 36-3-04 (Hopewell)					
<i>Departmental Earnings</i>					
4613	Magistrate Receipts	36,656.12	42,526.97	42,000.00	42,000.00
	<i>Departmental Earnings Totals</i>	\$36,656.12	\$42,526.97	\$42,000.00	\$42,000.00
<i>Reimbursement Income</i>					
5872	Rebates	.00	852.16	.00	.00
	<i>Reimbursement Income Totals</i>	\$0.00	\$852.16	\$0.00	\$0.00
Sub-Department 020 - MDJ 36-3-04 (Hopewell) Totals					
Sub-Department 021 - MDJ 36-1-02 (Beaver Falls)					
<i>Departmental Earnings</i>					
4613	Magistrate Receipts	57,205.81	67,323.81	60,000.00	62,000.00
	<i>Departmental Earnings Totals</i>	\$57,205.81	\$67,323.81	\$60,000.00	\$62,000.00
<i>Reimbursement Income</i>					
5872	Rebates	.00	919.86	.00	.00
	<i>Reimbursement Income Totals</i>	\$0.00	\$919.86	\$0.00	\$0.00
Sub-Department 021 - MDJ 36-1-02 (Beaver Falls) Totals					
Sub-Department 022 - MDJ 36-3-01 (New Brighton)					
<i>Departmental Earnings</i>					
4613	Magistrate Receipts	48,865.69	50,483.38	50,000.00	50,000.00
	<i>Departmental Earnings Totals</i>	\$48,865.69	\$50,483.38	\$50,000.00	\$50,000.00
<i>Reimbursement Income</i>					
5872	Rebates	.00	508.40	.00	.00
	<i>Reimbursement Income Totals</i>	\$0.00	\$508.40	\$0.00	\$0.00
Sub-Department 022 - MDJ 36-3-01 (New Brighton) Totals					



Budget Worksheet Report

Budget Year 2023

Account	Account Description	2020 Actual Amount	2021 Actual Amount	2022 Adopted Budget	2023 Final
Fund 100 - General					
REVENUE					
Department 2465 - District Court					
Sub-Department 023 - MDJ 36-2-02 (Brighton Township)					
<i>Departmental Earnings</i>					
4613	Magistrate Receipts	46,189.92	43,490.15	40,000.00	40,000.00
<i>Departmental Earnings Totals</i>		\$46,189.92	\$43,490.15	\$40,000.00	\$40,000.00
<i>Reimbursement Income</i>					
5872	Rebates	.00	670.81	.00	.00
<i>Reimbursement Income Totals</i>		\$0.00	\$670.81	\$0.00	\$0.00
Sub-Department 023 - MDJ 36-2-02 (Brighton Township) Totals		\$46,189.92	\$44,160.96	\$40,000.00	\$40,000.00
Department 2465 - District Court Totals		\$435,583.54	\$445,815.28	\$452,000.00	\$454,000.00
Department 2470 - Law Library					
<i>Departmental Earnings</i>					
5601	Miscellaneous Income	4,213.90	4,604.50	5,000.00	5,000.00
<i>Departmental Earnings Totals</i>		\$4,213.90	\$4,604.50	\$5,000.00	\$5,000.00
Department 2470 - Law Library Totals		\$4,213.90	\$4,604.50	\$5,000.00	\$5,000.00
Department 3500 - Emergency Services					
<i>Intergovernmental -- Federal Grants</i>					
4196.97042	Emergency Management Performance Grants	64,901.68	.00	35,696.00	72,404.00
<i>Intergovernmental -- Federal Grants Totals</i>		\$64,901.68	\$0.00	\$35,696.00	\$72,404.00
<i>Departmental Earnings</i>					
5601	Miscellaneous Income	.00	2,599.00	.00	.00
<i>Departmental Earnings Totals</i>		\$0.00	\$2,599.00	\$0.00	\$0.00
<i>Reimbursement Income</i>					
5803	EMS/911 Dispatch Reimbursement	2,479,947.82	2,543,245.15	2,414,000.00	2,414,000.00
5805	Haz Mat Program Quarterly Reimbursement	20,000.00	24,301.00	28,602.00	21,965.00
5812	Admin Expense Reimbursement (Misc)	99,644.79	112,200.00	112,800.00	115,706.00
5872	Rebates	.00	2,478.37	.00	.00
<i>Reimbursement Income Totals</i>		\$2,599,592.61	\$2,682,224.52	\$2,555,402.00	\$2,551,671.00
Department 3500 - Emergency Services Totals		\$2,664,494.29	\$2,684,823.52	\$2,591,098.00	\$2,624,075.00
Department 3510 - Jail of Beaver County					
<i>Departmental Earnings</i>					
4416	Central Booking Fee	38,678.73	35,887.05	30,000.00	30,000.00
4807	Room and Board	19,850.94	.00	50,000.00	50,000.00
4808	Program Income	149,555.26	53,589.62	200,000.00	150,000.00
<i>Departmental Earnings Totals</i>		\$208,084.93	\$89,476.67	\$280,000.00	\$230,000.00



Budget Worksheet Report

Budget Year 2023

Account	Account Description	2020 Actual Amount	2021 Actual Amount	2022 Adopted Budget	2023 Final
Fund 100 - General					
REVENUE					
Department 3510 - Jail of Beaver County					
<i>Reimbursement Income</i>					
5819	COVID-19 Reimbursement	4,829,525.97	.00	.00	.00
5872	Rebates	.00	25,286.76	.00	.00
<i>Reimbursement Income Totals</i>		<u>\$4,829,525.97</u>	<u>\$25,286.76</u>	<u>\$0.00</u>	<u>\$0.00</u>
Department 3510 - Jail of Beaver County Totals		<u>\$5,037,610.90</u>	<u>\$114,763.43</u>	<u>\$280,000.00</u>	<u>\$230,000.00</u>
Department 3525 - DUI Program					
<i>Departmental Earnings</i>					
4617	Program Income	245,184.98	236,750.85	250,000.00	232,500.00
<i>Departmental Earnings Totals</i>		<u>\$245,184.98</u>	<u>\$236,750.85</u>	<u>\$250,000.00</u>	<u>\$232,500.00</u>
Department 3525 - DUI Program Totals		<u>\$245,184.98</u>	<u>\$236,750.85</u>	<u>\$250,000.00</u>	<u>\$232,500.00</u>
Department 3530 - Adult Probation					
Sub-Department 024 - Adult Probation					
<i>Intergovernmental - State Grants</i>					
4260.9031	Grant in Aid - Probation & Parole	282,501.00	282,501.00	275,000.00	282,501.00
<i>Intergovernmental - State Grants Totals</i>		<u>\$282,501.00</u>	<u>\$282,501.00</u>	<u>\$275,000.00</u>	<u>\$282,501.00</u>
<i>Departmental Earnings</i>					
4609	DUI Act 198 of 2002	.00	.00	5,000.00	42,000.00
4614	Miscellaneous Departmental Receipts	232,961.33	209,041.63	240,000.00	213,000.00
5506	Contracted Facility Rental	2,250.00	3,000.00	.00	.00
5601	Miscellaneous Income	177,733.15	170,804.96	180,000.00	132,000.00
<i>Departmental Earnings Totals</i>		<u>\$412,944.48</u>	<u>\$382,846.59</u>	<u>\$425,000.00</u>	<u>\$387,000.00</u>
<i>Other Financing Sources</i>					
5927	Operating Transfers In	550,000.00	717,000.00	590,000.00	590,000.00
<i>Other Financing Sources Totals</i>		<u>\$550,000.00</u>	<u>\$717,000.00</u>	<u>\$590,000.00</u>	<u>\$590,000.00</u>
Sub-Department 024 - Adult Probation Totals		<u>\$1,245,445.48</u>	<u>\$1,382,347.59</u>	<u>\$1,290,000.00</u>	<u>\$1,259,501.00</u>
Sub-Department 025 - Intermediate Punishment					
<i>Intergovernmental - State Grants</i>					
4242.8192	D&A Intermediate Punishment Program	.00	.00	80,000.00	.00
<i>Intergovernmental - State Grants Totals</i>		<u>\$0.00</u>	<u>\$0.00</u>	<u>\$80,000.00</u>	<u>\$0.00</u>
<i>Other Financing Sources</i>					
5927	Operating Transfers In	.00	.00	80,000.00	80,000.00
<i>Other Financing Sources Totals</i>		<u>\$0.00</u>	<u>\$0.00</u>	<u>\$80,000.00</u>	<u>\$80,000.00</u>
<i>Reimbursement Income</i>					
5872	Rebates	.00	642.24	.00	.00
<i>Reimbursement Income Totals</i>		<u>\$0.00</u>	<u>\$642.24</u>	<u>\$0.00</u>	<u>\$0.00</u>



Budget Worksheet Report

Budget Year 2023

Account	Account Description	2020 Actual Amount	2021 Actual Amount	2022 Adopted Budget	2023 Final
Fund 100	General				
REVENUE					
Department 3530	Adult Probation				
Sub-Department 025	Intermediate Punishment	\$0.00	\$642.24	\$160,000.00	\$80,000.00
	Totals				
Sub-Department 038	PCCD IP Grant 28655				
<i>Intergovernmental - State Grants</i>					
4242.8192	D&A Intermediate Punishment Program	75,883.52	77,413.99	80,000.00	94,967.00
	<i>Intergovernmental - State Grants Totals</i>	\$75,883.52	\$77,413.99	\$80,000.00	\$94,967.00
Sub-Department 038	PCCD IP Grant 28655 Totals	\$75,883.52	\$77,413.99	\$80,000.00	\$94,967.00
Department 3530	Adult Probation Totals	\$1,321,329.00	\$1,460,403.82	\$1,530,000.00	\$1,434,468.00
Department 3540	Juvenile Probation				
Sub-Department 026	Court Services				
<i>Intergovernmental -- Federal Grants</i>					
4182.93658	Foster Care - Title IV-E - Recovery	24,517.49	47,308.64	30,000.00	30,000.00
	<i>Intergovernmental -- Federal Grants Totals</i>	\$24,517.49	\$47,308.64	\$30,000.00	\$30,000.00
<i>Intergovernmental - State Grants</i>					
4260.9032	JCJC Grant in Aide	324,862.00	324,862.00	324,862.00	324,862.00
	<i>Intergovernmental - State Grants Totals</i>	\$324,862.00	\$324,862.00	\$324,862.00	\$324,862.00
<i>Departmental Earnings</i>					
4605	Court Support Costs	4,777.96	4,874.09	6,500.00	6,500.00
4806	Maintenance Support Payments	16,511.82	11,468.42	16,000.00	16,000.00
	<i>Departmental Earnings Totals</i>	\$21,289.78	\$16,342.51	\$22,500.00	\$22,500.00
<i>Reimbursement Income</i>					
5810	Children & Youth Reimbursement	473,964.00	585,808.00	725,000.00	725,000.00
5812	Admin Expense Reimbursement (Misc)	3,384.00	3,204.00	7,000.00	7,000.00
	<i>Reimbursement Income Totals</i>	\$477,348.00	\$589,012.00	\$732,000.00	\$732,000.00
Sub-Department 026	Court Services Totals	\$848,017.27	\$977,525.15	\$1,109,362.00	\$1,109,362.00
Department 3540	Juvenile Probation Totals	\$848,017.27	\$977,525.15	\$1,109,362.00	\$1,109,362.00
Department 3545	UAD Program				
<i>Departmental Earnings</i>					
4617	Program Income	3,420.20	1,262.30	5,000.00	5,000.00
	<i>Departmental Earnings Totals</i>	\$3,420.20	\$1,262.30	\$5,000.00	\$5,000.00
Department 3545	UAD Program Totals	\$3,420.20	\$1,262.30	\$5,000.00	\$5,000.00
Department 3546	Positive Transition: Educational				
<i>Departmental Earnings</i>					
4617	Program Income	5,555.00	14,795.00	20,000.00	20,000.00
	<i>Departmental Earnings Totals</i>	\$5,555.00	\$14,795.00	\$20,000.00	\$20,000.00



Budget Worksheet Report

Budget Year 2023

Account	Account Description	2020 Actual Amount	2021 Actual Amount	2022 Adopted Budget	2023 Final
Fund 100	General				
	REVENUE				
	Department 3546 - Positive Transition: Educational	\$5,555.00	\$14,795.00	\$20,000.00	\$20,000.00
	Totals				
	Department 4000 - Beaver County Transit Authority				
	Intergovernmental -- Federal Grants				
4182.93778	Medical Assistance Program	1,183,130.50	1,022,208.00	1,246,000.00	1,100,000.00
	Intergovernmental -- Federal Grants Totals	\$1,183,130.50	\$1,022,208.00	\$1,246,000.00	\$1,100,000.00
	Intergovernmental - State Grants				
4205.8005	State Share	1,183,130.50	1,022,209.00	1,246,000.00	1,100,000.00
	Intergovernmental - State Grants Totals	\$1,183,130.50	\$1,022,209.00	\$1,246,000.00	\$1,100,000.00
	Department 4000 - Beaver County Transit Authority Totals	\$2,366,261.00	\$2,044,417.00	\$2,492,000.00	\$2,200,000.00
	Department 4550 - Department of Public Works				
	Sub-Department 028 - General				
	Contributions and Donations				
4355	Contributions and Donations	410.00	.00	.00	.00
	Contributions and Donations Totals	\$410.00	\$0.00	\$0.00	\$0.00
	Departmental Earnings				
5601	Miscellaneous Income	428.78	3,824.00	.00	.00
	Departmental Earnings Totals	\$428.78	\$3,824.00	\$0.00	\$0.00
	Reimbursement Income				
5872	Rebates	.00	2,266.00	.00	.00
	Reimbursement Income Totals	\$0.00	\$2,266.00	\$0.00	\$0.00
	Sub-Department 028 - General Totals	\$838.78	\$6,090.00	\$0.00	\$0.00
	Sub-Department 029 - Buildings and Grounds				
	Departmental Earnings				
5505	Facility Rental	4,800.00	4,800.00	4,800.00	.00
	Departmental Earnings Totals	\$4,800.00	\$4,800.00	\$4,800.00	\$0.00
	Reimbursement Income				
5872	Rebates	.00	63,482.41	.00	.00
	Reimbursement Income Totals	\$0.00	\$63,482.41	\$0.00	\$0.00
	Sub-Department 029 - Buildings and Grounds Totals	\$4,800.00	\$68,282.41	\$4,800.00	\$0.00
	Department 4550 - Department of Public Works Totals	\$5,638.78	\$74,372.41	\$4,800.00	\$0.00
	Department 7010 - County Parks				
	Sub-Department 030 - Parks				
	Contributions and Donations				
4355	Contributions and Donations	25,000.00	.00	.00	.00
	Contributions and Donations Totals	\$25,000.00	\$0.00	\$0.00	\$0.00



Budget Worksheet Report

Budget Year 2023

Account	Account Description	2020 Actual Amount	2021 Actual Amount	2022 Adopted Budget	2023 Final
Fund 100 - General					
REVENUE					
Department 7010 - County Parks					
Sub-Department 030 - Parks					
<i>Reimbursement Income</i>					
5872	Rebates	.00	545.00	.00	.00
	<i>Reimbursement Income Totals</i>	\$0.00	\$545.00	\$0.00	\$0.00
	Sub-Department 030 - Parks Totals	\$25,000.00	\$545.00	\$0.00	\$0.00
	Department 7010 - County Parks Totals	\$25,000.00	\$545.00	\$0.00	\$0.00
Department 7020 - Recreation					
Sub-Department 033 - Parks					
<i>Intergovernmental - State Grants</i>					
4265.9071	Division of Tourism - Match	212.50	65.00	.00	.00
	<i>Intergovernmental - State Grants Totals</i>	\$212.50	\$65.00	\$0.00	\$0.00
<i>Contributions and Donations</i>					
4355	Contributions and Donations	780.00	3,000.00	.00	.00
	<i>Contributions and Donations Totals</i>	\$780.00	\$3,000.00	\$0.00	\$0.00
<i>Departmental Earnings</i>					
5504	Season Passes	(1,021.00)	.00	.00	.00
5505	Facility Rental	46,681.00	120,959.00	85,000.00	95,000.00
5601	Miscellaneous Income	.00	.00	3,000.00	3,000.00
5602	Sale of Property and Supplies	836.00	1,256.00	800.00	800.00
	<i>Departmental Earnings Totals</i>	\$46,496.00	\$122,215.00	\$88,800.00	\$98,800.00
	Sub-Department 033 - Parks Totals	\$47,488.50	\$125,280.00	\$88,800.00	\$98,800.00
Sub-Department 034 - Four Winds					
<i>Tax</i>					
4055	Sales Tax	25.48	9.36	.00	.00
	<i>Tax Totals</i>	\$25.48	\$9.36	\$0.00	\$0.00
<i>Contributions and Donations</i>					
4355	Contributions and Donations	2,178.19	1,500.00	.00	.00
	<i>Contributions and Donations Totals</i>	\$2,178.19	\$1,500.00	\$0.00	\$0.00
<i>Departmental Earnings</i>					
5502	Admissions Fees	57,938.00	66,935.00	100,000.00	105,000.00
5503	Concessions	19,853.83	20,982.18	45,000.00	45,000.00
5504	Season Passes	63,432.74	94,434.32	75,000.00	90,000.00
5505	Facility Rental	1,150.00	2,470.00	.00	.00
5506	Contracted Facility Rental	207,211.40	337,575.31	325,000.00	325,000.00
5507	Private Lessons	2,940.60	5,581.50	4,000.00	4,500.00



Budget Worksheet Report

Budget Year 2023

Account	Account Description	2020 Actual Amount	2021 Actual Amount	2022 Adopted Budget	2023 Final
Fund 100 - General					
REVENUE					
Department 7020 - Recreation					
Sub-Department 034 - Four Winds					
<i>Departmental Earnings</i>					
5601	Miscellaneous Income	.00	.00	4,000.00	4,000.00
<i>Departmental Earnings Totals</i>		<u>\$352,526.57</u>	<u>\$527,978.31</u>	<u>\$553,000.00</u>	<u>\$573,500.00</u>
<i>Reimbursement Income</i>					
5872	Rebates	.00	12,267.24	.00	.00
<i>Reimbursement Income Totals</i>		<u>\$0.00</u>	<u>\$12,267.24</u>	<u>\$0.00</u>	<u>\$0.00</u>
Sub-Department 034 - Four Winds Totals		<u>\$354,730.24</u>	<u>\$541,754.91</u>	<u>\$553,000.00</u>	<u>\$573,500.00</u>
Sub-Department 037 - Pool					
<i>Departmental Earnings</i>					
5502	Admissions Fees	1,450.00	23,765.50	16,000.00	16,000.00
5503	Concessions	768.71	3,413.25	4,000.00	4,000.00
5504	Season Passes	.00	15,790.00	15,000.00	15,000.00
5505	Facility Rental	.00	1,000.00	2,000.00	2,000.00
<i>Departmental Earnings Totals</i>		<u>\$2,218.71</u>	<u>\$43,968.75</u>	<u>\$37,000.00</u>	<u>\$37,000.00</u>
<i>Investment Earnings</i>					
4081	Interest	5.55	2.06	.00	.00
<i>Investment Earnings Totals</i>		<u>\$5.55</u>	<u>\$2.06</u>	<u>\$0.00</u>	<u>\$0.00</u>
Sub-Department 037 - Pool Totals		<u>\$2,224.26</u>	<u>\$43,970.81</u>	<u>\$37,000.00</u>	<u>\$37,000.00</u>
Department 7020 - Recreation Totals		<u>\$404,443.00</u>	<u>\$711,005.72</u>	<u>\$678,800.00</u>	<u>\$709,300.00</u>
Department 7030 - Library Commission					
Sub-Department 036 - Funded Library Programs					
<i>Intergovernmental - State Grants</i>					
4258.8281	Public Libraries	686,729.12	686,729.12	686,729.00	805,091.00
<i>Intergovernmental - State Grants Totals</i>		<u>\$686,729.12</u>	<u>\$686,729.12</u>	<u>\$686,729.00</u>	<u>\$805,091.00</u>
<i>Departmental Earnings</i>					
5501	Program Income - Culture/Recreation/Conservation	1,000.00	1,000.00	1,000.00	1,000.00
5601	Miscellaneous Income	5,082.60	9,444.86	6,000.00	7,000.00
<i>Departmental Earnings Totals</i>		<u>\$6,082.60</u>	<u>\$10,444.86</u>	<u>\$7,000.00</u>	<u>\$8,000.00</u>
<i>Reimbursement Income</i>					
5806	Library - Chippewa Reimbursement	40,000.00	40,000.00	40,000.00	40,000.00
5814	Library - Misc Reimbursement	14,864.91	10,259.67	8,480.00	8,480.00
<i>Reimbursement Income Totals</i>		<u>\$54,864.91</u>	<u>\$50,259.67</u>	<u>\$48,480.00</u>	<u>\$48,480.00</u>



Budget Worksheet Report

Budget Year 2023

Account	Account Description	2020 Actual Amount	2021 Actual Amount	2022 Adopted Budget	2023 Final
Fund 100 - General					
REVENUE					
Department 7030 - Library Commission					
Sub-Department 036 - Funded Library Programs		\$747,676.63	\$747,433.65	\$742,209.00	\$861,571.00
Totals					
Department 7030 - Library Commission Totals		\$747,676.63	\$747,433.65	\$742,209.00	\$861,571.00
Department 7040 - Waste Management					
<i>Intergovernmental - State Grants</i>					
4255.8263	Section 902 Grant Revenue	.00	.00	350,000.00	350,000.00
4255.8264	Section 903 Grant Revenue	44,676.55	49,691.46	51,000.00	51,000.00
4255.8266	Section 904 Grant Revenue	310,729.00	248,274.94	280,000.00	260,000.00
<i>Intergovernmental - State Grants Totals</i>		\$355,405.55	\$297,966.40	\$681,000.00	\$661,000.00
<i>Local Grants</i>					
4311	Shell Chemical Appalachia Recycling Program	60,000.00	.00	.00	.00
<i>Local Grants Totals</i>		\$60,000.00	\$0.00	\$0.00	\$0.00
<i>Departmental Earnings</i>					
5500	Land Fill Quarterly Fee	122,171.56	97,015.73	100,000.00	100,000.00
5501	Program Income - Culture/Recreation/Conservation	107,774.73	158,671.73	100,000.00	100,000.00
<i>Departmental Earnings Totals</i>		\$229,946.29	\$255,687.46	\$200,000.00	\$200,000.00
Department 7040 - Waste Management Totals		\$645,351.84	\$553,653.86	\$881,000.00	\$861,000.00
Department 8000 - Debt Payments and Administration					
<i>Departmental Earnings</i>					
5601	Miscellaneous Income	.00	.00	.00	100.00
<i>Departmental Earnings Totals</i>		\$0.00	\$0.00	\$0.00	\$100.00
<i>Investment Earnings</i>					
4081	Interest	82,894.49	33,841.09	.00	1,000.00
<i>Investment Earnings Totals</i>		\$82,894.49	\$33,841.09	\$0.00	\$1,000.00
Department 8000 - Debt Payments and Administration Totals		\$82,894.49	\$33,841.09	\$0.00	\$1,100.00
Department 8400 - County Matches / Subsidies					
<i>Intergovernmental -- Federal Grants</i>					
4109.10568	Emergency Food Assistance Program (Administrative Costs)	9,361.33	20,448.11	.00	.00
<i>Intergovernmental -- Federal Grants Totals</i>		\$9,361.33	\$20,448.11	\$0.00	\$0.00
<i>Intergovernmental - State Grants</i>					
4230.8109	COVID-19 Hospitality Industry Recovery Program (CHIRP)	.00	1,856,720.00	.00	.00
<i>Intergovernmental - State Grants Totals</i>		\$0.00	\$1,856,720.00	\$0.00	\$0.00
<i>Departmental Earnings</i>					
5601	Miscellaneous Income	87.70	16.15	.00	.00



Budget Worksheet Report

Budget Year 2023

Account	Account Description	2020 Actual Amount	2021 Actual Amount	2022 Adopted Budget	2023 Final
Fund 100 - General					
REVENUE					
Department 8400 - County Matches / Subsidies					
<i>Departmental Earnings</i>					
<i>Departmental Earnings Totals</i>		\$87.70	\$16.15	\$0.00	\$0.00
Department 8400 - County Matches / Subsidies Totals		\$9,449.03	\$1,877,184.26	\$0.00	\$0.00
REVENUE TOTALS		\$85,146,041.30	\$81,287,418.48	\$82,032,165.00	\$85,013,814.00
EXPENSE					
Department 1100 - Commissioners					
<i>Wages and Salaries</i>					
6005	Elected Officials	225,456.50	228,666.12	227,520.00	241,627.00
6006	Full Time Wages	195,892.99	205,159.69	203,300.00	209,363.00
<i>Wages and Salaries Totals</i>		\$421,349.49	\$433,825.81	\$430,820.00	\$450,990.00
<i>Premium Wages</i>					
6077	Contracted Sick & Vacation Buy Back	2,423.60	1,232.40	1,355.00	1,355.00
6078	Lump Sum Longevity Pay	.00	.00	500.00	.00
<i>Premium Wages Totals</i>		\$2,423.60	\$1,232.40	\$1,855.00	\$1,355.00
<i>Fringe Benefits</i>					
6101	FICA	25,790.73	26,466.61	26,710.00	27,962.00
6102	Medicare	6,031.70	6,189.76	6,250.00	6,540.00
6104	Health	86,400.00	92,400.00	95,040.00	95,040.00
6105	Dental	4,192.33	4,141.82	4,243.00	4,491.00
6106	Vision	1,103.07	1,089.78	1,117.00	1,117.00
6107	Life	618.08	506.76	520.00	520.00
6108	Sick & Accident	766.23	858.40	888.00	888.00
<i>Fringe Benefits Totals</i>		\$124,902.14	\$131,653.13	\$134,768.00	\$136,558.00
<i>Fringe Benefits Other</i>					
6103	Retirement	38,166.16	43,958.15	43,959.00	43,959.00
6109	Workers Compensation	458.05	294.48	500.00	500.00
6111	Waiver of Health Insurance	2,999.88	2,999.88	3,000.00	3,000.00
<i>Fringe Benefits Other Totals</i>		\$41,624.09	\$47,252.51	\$47,459.00	\$47,459.00
<i>Personnel Expense</i>					
6201	Dues / Memberships	455.00	165.50	600.00	500.00
6202	Books and Subscriptions	554.30	140.00	162.00	162.00
6209	Employee Physicals	.00	136.00	.00	.00
6213	Background Checks	.00	45.85	.00	.00



Budget Worksheet Report

Budget Year 2023

Account	Account Description	2020 Actual Amount	2021 Actual Amount	2022 Adopted Budget	2023 Final
Fund 100 - General					
EXPENSE					
Department 1100 - Commissioners					
<i>Personnel Expense</i>					
<i>Personnel Expense Totals</i>		\$1,009.30	\$487.35	\$762.00	\$662.00
<i>Occupancy</i>					
6413	Storage	1,801.59	1,795.92	1,500.00	1,500.00
6416	Cable	1,589.09	2,248.90	1,740.00	1,740.00
<i>Occupancy Totals</i>		\$3,390.68	\$4,044.82	\$3,240.00	\$3,240.00
<i>Communication</i>					
6502	Cellular / Air Card Service	2,344.62	2,367.11	4,000.00	3,000.00
6504	Postage	161.92	162.56	500.00	500.00
6507	Advertising	3,961.86	2,388.77	5,000.00	5,000.00
<i>Communication Totals</i>		\$6,468.40	\$4,918.44	\$9,500.00	\$8,500.00
<i>Supplies and Minor Equipment</i>					
6601.1607	Supplies - Other	9,989.21	3,877.14	9,000.00	7,000.00
6602	Minor Equipment Purchases	802.18	3,119.62	1,000.00	1,000.00
6604.1608	Minor Outlay - Computer Software	.00	293.00	.00	.00
6606	Maintenance Agreements	1,974.38	2,397.56	3,500.00	3,000.00
<i>Supplies and Minor Equipment Totals</i>		\$12,765.77	\$9,687.32	\$13,500.00	\$11,000.00
<i>Transportation</i>					
6751	Travel	1,176.64	12,378.69	15,000.00	15,000.00
<i>Transportation Totals</i>		\$1,176.64	\$12,378.69	\$15,000.00	\$15,000.00
<i>Consultant / Contracted Services</i>					
6860	Misc Contracted Services	132,551.74	132,813.12	120,000.00	120,000.00
<i>Consultant / Contracted Services Totals</i>		\$132,551.74	\$132,813.12	\$120,000.00	\$120,000.00
<i>General Administration</i>					
7122	Other Expenses	159.74	1,538.89	2,000.00	2,000.00
7125	COVID-19 Expenses	11,860.45	871.63	.00	.00
<i>General Administration Totals</i>		\$12,020.19	\$2,410.52	\$2,000.00	\$2,000.00
Department 1100 - Commissioners Totals		\$759,682.04	\$780,704.11	\$778,904.00	\$796,764.00
Department 1101 - Controller					
<i>Wages and Salaries</i>					
6005	Elected Officials	72,196.47	72,776.26	69,885.00	74,218.00
6006	Full Time Wages	335,773.11	332,653.72	368,100.00	398,632.00
6007	Part Time Wages	5,767.76	5,804.94	5,741.00	5,971.00



Budget Worksheet Report

Budget Year 2023

Account	Account Description	2020 Actual Amount	2021 Actual Amount	2022 Adopted Budget	2023 Final
Fund 100 - General					
EXPENSE					
Department 1101 - Controller					
<i>Wages and Salaries</i>					
6008	Other Wages - Temp / Season / Etc	7,204.29	6,440.79	22,700.00	.00
<i>Wages and Salaries Totals</i>		\$420,941.63	\$417,675.71	\$466,426.00	\$478,821.00
<i>Premium Wages</i>					
6077	Contracted Sick & Vacation Buy Back	3,369.23	2,634.43	13,100.00	3,100.00
6078	Lump Sum Longevity Pay	500.00	500.00	750.00	500.00
<i>Premium Wages Totals</i>		\$3,869.23	\$3,134.43	\$13,850.00	\$3,600.00
<i>Fringe Benefits</i>					
6101	FICA	27,703.41	27,801.90	28,915.00	29,687.00
6102	Medicare	6,479.10	6,502.01	6,763.00	6,943.00
6104	Health	94,800.00	110,880.00	110,880.00	126,720.00
6105	Dental	3,990.29	4,242.84	4,850.00	5,133.00
6106	Vision	1,049.91	1,116.36	1,276.00	1,276.00
6107	Life	639.10	562.38	594.00	594.00
6108	Sick & Accident	1,150.14	1,474.45	1,554.00	1,554.00
<i>Fringe Benefits Totals</i>		\$135,811.95	\$152,579.94	\$154,832.00	\$171,907.00
<i>Fringe Benefits Other</i>					
6103	Retirement	35,016.39	43,216.16	43,217.00	43,217.00
6109	Workers Compensation	837.63	565.06	896.00	896.00
6110	Unemployment Compensation	12,916.70	(17,190.56)	.00	.00
6111	Waiver of Health Insurance	1,384.56	1,730.70	3,000.00	.00
<i>Fringe Benefits Other Totals</i>		\$50,155.28	\$28,321.36	\$47,113.00	\$44,113.00
<i>Personnel Expense</i>					
6201	Dues / Memberships	1,590.00	750.00	2,000.00	2,000.00
6202	Books and Subscriptions	856.30	760.00	857.00	900.00
6203	Training	200.00	1,930.00	2,000.00	3,000.00
6209	Employee Physicals	457.00	136.00	.00	.00
6213	Background Checks	147.55	45.85	.00	.00
<i>Personnel Expense Totals</i>		\$3,250.85	\$3,621.85	\$4,857.00	\$5,900.00
<i>Occupancy</i>					
6413	Storage	6,913.83	3,236.19	7,000.00	6,000.00
<i>Occupancy Totals</i>		\$6,913.83	\$3,236.19	\$7,000.00	\$6,000.00
<i>Communication</i>					
6501	Telephone / Internet	514.47	549.87	545.00	545.00



Budget Worksheet Report

Budget Year 2023

Account	Account Description	2020 Actual Amount	2021 Actual Amount	2022 Adopted Budget	2023 Final
Fund 100 - General					
EXPENSE					
Department 1101 - Controller					
Communication					
6504	Postage	6,010.29	5,057.58	7,000.00	6,000.00
<i>Communication Totals</i>		\$6,524.76	\$5,607.45	\$7,545.00	\$6,545.00
<i>Supplies and Minor Equipment</i>					
6601.1607	Supplies - Other	4,610.96	5,460.89	4,700.00	5,000.00
6602	Minor Equipment Purchases	3,667.42	1,040.93	1,250.00	1,000.00
6606	Maintenance Agreements	2,238.94	2,324.78	1,750.00	2,750.00
<i>Supplies and Minor Equipment Totals</i>		\$10,517.32	\$8,826.60	\$7,700.00	\$8,750.00
<i>Transportation</i>					
6751	Travel	166.75	1,297.21	2,000.00	3,000.00
<i>Transportation Totals</i>		\$166.75	\$1,297.21	\$2,000.00	\$3,000.00
<i>General Administration</i>					
7125	COVID-19 Expenses	2,946.24	.00	.00	.00
<i>General Administration Totals</i>		\$2,946.24	\$0.00	\$0.00	\$0.00
Department 1101 - Controller Totals		\$641,097.84	\$624,300.74	\$711,323.00	\$728,636.00
Department 1102 - Treasurer					
<i>Wages and Salaries</i>					
6005	Elected Officials	70,736.35	70,236.73	69,885.00	74,218.00
6006	Full Time Wages	295,691.67	306,753.45	323,000.00	358,132.00
6007	Part Time Wages	18,802.38	16,980.02	27,000.00	6,135.00
<i>Wages and Salaries Totals</i>		\$385,230.40	\$393,970.20	\$419,885.00	\$438,485.00
<i>Premium Wages</i>					
6077	Contracted Sick & Vacation Buy Back	.00	322.67	600.00	600.00
6078	Lump Sum Longevity Pay	.00	.00	250.00	.00
6080	Overtime	3,485.81	1,842.08	10,000.00	1,200.00
<i>Premium Wages Totals</i>		\$3,485.81	\$2,164.75	\$10,850.00	\$1,800.00
<i>Fringe Benefits</i>					
6101	FICA	23,407.30	23,776.57	26,026.00	27,261.00
6102	Medicare	5,474.27	5,560.60	6,087.00	6,376.00
6104	Health	133,200.00	148,270.77	158,400.00	158,400.00
6105	Dental	5,606.61	5,673.60	6,062.00	6,416.00
6106	Vision	1,475.19	1,492.82	1,595.00	1,595.00
6107	Life	860.38	694.17	742.00	742.00



Budget Worksheet Report

Budget Year 2023

Account	Account Description	2020 Actual Amount	2021 Actual Amount	2022 Adopted Budget	2023 Final
Fund 100 - General					
EXPENSE					
Department 1102 - Treasurer					
<i>Fringe Benefits</i>					
6108	Sick & Accident	1,481.66	1,854.19	1,998.00	1,998.00
<i>Fringe Benefits Totals</i>		\$171,505.41	\$187,322.72	\$200,910.00	\$202,788.00
<i>Fringe Benefits Other</i>					
6103	Retirement	34,418.70	40,553.61	40,554.00	40,554.00
6109	Workers Compensation	732.73	475.26	824.00	824.00
6110	Unemployment Compensation	6,162.00	.00	.00	.00
<i>Fringe Benefits Other Totals</i>		\$41,313.43	\$41,028.87	\$41,378.00	\$41,378.00
<i>Personnel Expense</i>					
6201	Dues / Memberships	833.50	1,019.00	4,000.00	4,000.00
6202	Books and Subscriptions	.00	.00	100.00	100.00
6203	Training	790.00	.00	1,000.00	12,650.00
6209	Employee Physicals	321.00	272.00	200.00	200.00
6213	Background Checks	45.85	91.70	50.00	50.00
<i>Personnel Expense Totals</i>		\$1,990.35	\$1,382.70	\$5,350.00	\$17,000.00
<i>Occupancy</i>					
6413	Storage	3,229.72	3,133.08	4,500.00	4,500.00
<i>Occupancy Totals</i>		\$3,229.72	\$3,133.08	\$4,500.00	\$4,500.00
<i>Communication</i>					
6502	Cellular / Air Card Service	520.52	567.81	1,200.00	1,200.00
6504	Postage	14,121.70	13,062.24	11,000.00	11,000.00
6505	Postage - Tax Billing	29,293.56	29,408.42	45,000.00	45,000.00
6507	Advertising	3,370.50	1,348.00	.00	1,500.00
<i>Communication Totals</i>		\$47,306.28	\$44,386.47	\$57,200.00	\$58,700.00
<i>Supplies and Minor Equipment</i>					
6414.1401	Repairs & Maintenance - Buildings	.00	210.10	.00	.00
6601.1605	Supplies - Tax Billing	7,340.00	15,731.15	7,500.00	15,000.00
6601.1607	Supplies - Other	18,007.19	31,660.97	23,000.00	23,000.00
6602	Minor Equipment Purchases	.00	.00	2,700.00	2,700.00
6606	Maintenance Agreements	13,228.61	11,550.55	13,312.00	24,575.00
<i>Supplies and Minor Equipment Totals</i>		\$38,575.80	\$59,152.77	\$46,512.00	\$65,275.00
<i>Transportation</i>					
6751	Travel	.00	254.32	500.00	1,100.00
<i>Transportation Totals</i>		\$0.00	\$254.32	\$500.00	\$1,100.00



Budget Worksheet Report

Budget Year 2023

Account	Account Description	2020 Actual Amount	2021 Actual Amount	2022 Adopted Budget	2023 Final
Fund 100 - General					
EXPENSE					
Department 1102 - Treasurer					
Consultant / Contracted Services					
6860	Misc Contracted Services	.00	3,000.00	3,000.00	3,000.00
	<i>Consultant / Contracted Services Totals</i>	\$0.00	\$3,000.00	\$3,000.00	\$3,000.00
<i>General Administration</i>					
7118	Bank Charges / Bank Interest	432.50	.00	1,200.00	1,200.00
7122	Other Expenses	.00	5,000.00	.00	.00
7125	COVID-19 Expenses	7,827.09	.00	2,000.00	2,000.00
	<i>General Administration Totals</i>	\$8,259.59	\$5,000.00	\$3,200.00	\$3,200.00
<i>Tax Expenses</i>					
7701	Clean and Green Disbursements	3,758.41	2,006.82	4,000.00	4,000.00
	<i>Tax Expenses Totals</i>	\$3,758.41	\$2,006.82	\$4,000.00	\$4,000.00
<i>Capital Outlay</i>					
7754	Capital Outlay - Equipment	26,589.46	12,546.00	.00	.00
	<i>Capital Outlay Totals</i>	\$26,589.46	\$12,546.00	\$0.00	\$0.00
<i>Contra Revenue Accounts</i>					
7851	Tax Refunds	644,966.30	.00	.00	.00
7857	Center TIF - Escrow @ Wells	230,122.71	(26,307.13)	168,000.00	168,000.00
	<i>Contra Revenue Accounts Totals</i>	\$875,089.01	(\$26,307.13)	\$168,000.00	\$168,000.00
	Department 1102 - Treasurer Totals	\$1,606,333.67	\$729,041.57	\$965,285.00	\$1,009,226.00
Department 1103 - Recorder of Deeds					
<i>Wages and Salaries</i>					
6005	Elected Officials	69,599.95	70,236.73	69,885.00	74,218.00
6006	Full Time Wages	148,869.85	146,690.12	155,000.00	152,024.00
6007	Part Time Wages	5,786.69	5,964.23	5,800.00	6,000.00
	<i>Wages and Salaries Totals</i>	\$224,256.49	\$222,891.08	\$230,685.00	\$232,242.00
<i>Premium Wages</i>					
6077	Contracted Sick & Vacation Buy Back	.00	851.48	300.00	300.00
6080	Overtime	143.48	703.84	1,000.00	800.00
	<i>Premium Wages Totals</i>	\$143.48	\$1,555.32	\$1,300.00	\$1,100.00
<i>Fringe Benefits</i>					
6101	FICA	13,596.32	13,455.15	15,255.00	14,449.00
6102	Medicare	3,179.77	3,146.77	3,334.00	3,380.00
6104	Health	78,000.00	90,796.62	95,040.00	79,200.00
6105	Dental	3,633.00	3,474.35	3,637.00	2,567.00



Budget Worksheet Report

Budget Year 2023

Account	Account Description	2020 Actual Amount	2021 Actual Amount	2022 Adopted Budget	2023 Final
Fund 100 - General					
EXPENSE					
Department 1103 - Recorder of Deeds					
<i>Fringe Benefits</i>					
6106	Vision	955.90	914.16	957.00	638.00
6107	Life	540.44	425.10	445.00	297.00
6108	Sick & Accident	899.69	1,042.19	1,110.00	888.00
<i>Fringe Benefits Totals</i>		\$100,805.12	\$113,254.34	\$119,778.00	\$101,419.00
<i>Fringe Benefits Other</i>					
6103	Retirement	25,085.51	23,410.99	23,411.00	23,411.00
6109	Workers Compensation	354.23	222.05	385.00	385.00
6111	Waiver of Health Insurance	1,615.32	.00	.00	.00
<i>Fringe Benefits Other Totals</i>		\$27,055.06	\$23,633.04	\$23,796.00	\$23,796.00
<i>Personnel Expense</i>					
6201	Dues / Memberships	750.00	750.00	750.00	1,000.00
6202	Books and Subscriptions	238.50	1,492.48	300.00	400.00
6209	Employee Physicals	.00	.00	.00	300.00
6213	Background Checks	.00	.00	.00	200.00
<i>Personnel Expense Totals</i>		\$988.50	\$2,242.48	\$1,050.00	\$1,900.00
<i>Occupancy</i>					
6413	Storage	1,562.64	1,567.53	1,565.00	1,565.00
<i>Occupancy Totals</i>		\$1,562.64	\$1,567.53	\$1,565.00	\$1,565.00
<i>Communication</i>					
6504	Postage	791.49	747.46	1,200.00	1,200.00
<i>Communication Totals</i>		\$791.49	\$747.46	\$1,200.00	\$1,200.00
<i>Supplies and Minor Equipment</i>					
6414.1404	Repairs & Maintenance - Equipment	1,075.00	.00	500.00	500.00
6601.1607	Supplies - Other	4,944.15	3,505.97	6,000.00	6,000.00
6602	Minor Equipment Purchases	960.00	.00	.00	4,000.00
6606	Maintenance Agreements	7,366.01	8,119.21	10,000.00	10,000.00
<i>Supplies and Minor Equipment Totals</i>		\$14,345.16	\$11,625.18	\$16,500.00	\$20,500.00
<i>Transportation</i>					
6751	Travel	.00	636.20	2,800.00	2,800.00
<i>Transportation Totals</i>		\$0.00	\$636.20	\$2,800.00	\$2,800.00
<i>Consultant / Contracted Services</i>					
6855	Computer Consultants Support	52,644.00	52,644.00	52,644.00	52,644.00
<i>Consultant / Contracted Services Totals</i>		\$52,644.00	\$52,644.00	\$52,644.00	\$52,644.00



Budget Worksheet Report

Budget Year 2023

Account	Account Description	2020 Actual Amount	2021 Actual Amount	2022 Adopted Budget	2023 Final
Fund 100 - General					
EXPENSE					
Department 1103 - Recorder of Deeds					
General Administration					
7125	COVID-19 Expenses	1,278.00	.00	.00	.00
<i>General Administration Totals</i>		<u>\$1,278.00</u>	<u>\$0.00</u>	<u>\$0.00</u>	<u>\$0.00</u>
Department 1103 - Recorder of Deeds Totals		<u>\$423,869.94</u>	<u>\$430,796.63</u>	<u>\$451,318.00</u>	<u>\$439,166.00</u>
Department 1104 - Legal Department					
Wages and Salaries					
6006	Full Time Wages	103,052.10	123,548.63	138,000.00	245,718.00
6007	Part Time Wages	88,195.30	143,155.90	189,266.00	170,637.00
6008	Other Wages - Temp / Season / Etc	22,437.07	.00	.00	.00
<i>Wages and Salaries Totals</i>		<u>\$213,684.47</u>	<u>\$266,704.53</u>	<u>\$327,266.00</u>	<u>\$416,355.00</u>
<i>Premium Wages</i>					
6077	Contracted Sick & Vacation Buy Back	.00	.00	300.00	300.00
6078	Lump Sum Longevity Pay	250.00	250.00	250.00	250.00
6081	Premium Pay	125.00	.00	.00	.00
<i>Premium Wages Totals</i>		<u>\$375.00</u>	<u>\$250.00</u>	<u>\$550.00</u>	<u>\$550.00</u>
<i>Fringe Benefits</i>					
6101	FICA	15,320.36	18,227.18	20,246.00	25,814.00
6102	Medicare	3,583.01	4,262.80	4,735.00	6,038.00
6104	Health	14,400.00	15,840.00	15,840.00	31,600.00
6105	Dental	606.12	606.12	1,213.00	1,284.00
6106	Vision	159.48	159.48	319.00	319.00
6107	Life	180.48	148.32	149.00	223.00
6108	Sick & Accident	386.80	447.70	444.00	666.00
<i>Fringe Benefits Totals</i>		<u>\$34,636.25</u>	<u>\$39,691.60</u>	<u>\$42,946.00</u>	<u>\$65,944.00</u>
<i>Fringe Benefits Other</i>					
6103	Retirement	12,332.48	19,991.40	19,992.00	19,992.00
6109	Workers Compensation	578.65	426.38	784.00	784.00
6111	Waiver of Health Insurance	2,976.80	2,999.88	3,000.00	3,000.00
<i>Fringe Benefits Other Totals</i>		<u>\$15,887.93</u>	<u>\$23,417.66</u>	<u>\$23,776.00</u>	<u>\$23,776.00</u>
<i>Personnel Expense</i>					
6201	Dues / Memberships	200.00	225.00	585.00	1,800.00
6202	Books and Subscriptions	3,849.94	4,095.31	4,000.00	4,500.00
6203	Training	.00	50.00	500.00	2,000.00



Budget Worksheet Report

Budget Year 2023

Account	Account Description	2020 Actual Amount	2021 Actual Amount	2022 Adopted Budget	2023 Final
Fund 100 - General					
EXPENSE					
Department 1104 - Legal Department					
<i>Personnel Expense</i>					
6209	Employee Physicals	.00	136.00	.00	.00
<i>Personnel Expense Totals</i>		\$4,049.94	\$4,506.31	\$5,085.00	\$8,300.00
<i>Occupancy</i>					
6413	Storage	388.20	388.20	400.00	400.00
<i>Occupancy Totals</i>		\$388.20	\$388.20	\$400.00	\$400.00
<i>Communication</i>					
6504	Postage	194.53	196.35	400.00	400.00
<i>Communication Totals</i>		\$194.53	\$196.35	\$400.00	\$400.00
<i>Supplies and Minor Equipment</i>					
6601.1607	Supplies - Other	1,255.19	1,744.24	2,500.00	2,500.00
6602	Minor Equipment Purchases	.00	.00	7,500.00	.00
6606	Maintenance Agreements	1,695.29	2,056.00	1,500.00	2,000.00
<i>Supplies and Minor Equipment Totals</i>		\$2,950.48	\$3,800.24	\$11,500.00	\$4,500.00
<i>Transportation</i>					
6751	Travel	499.05	317.88	1,500.00	2,500.00
<i>Transportation Totals</i>		\$499.05	\$317.88	\$1,500.00	\$2,500.00
<i>Consultant / Contracted Services</i>					
6853	Legal	15,526.10	855.00	10,000.00	10,000.00
<i>Consultant / Contracted Services Totals</i>		\$15,526.10	\$855.00	\$10,000.00	\$10,000.00
<i>General Administration</i>					
7122	Other Expenses	194.94	.00	.00	.00
<i>General Administration Totals</i>		\$194.94	\$0.00	\$0.00	\$0.00
Department 1104 - Legal Department Totals		\$288,386.89	\$340,127.77	\$423,423.00	\$532,725.00
Department 1105 - Human Resources					
<i>Wages and Salaries</i>					
6006	Full Time Wages	197,454.03	232,741.72	215,000.00	227,440.00
<i>Wages and Salaries Totals</i>		\$197,454.03	\$232,741.72	\$215,000.00	\$227,440.00
<i>Premium Wages</i>					
6077	Contracted Sick & Vacation Buy Back	2,122.78	.00	50,000.00	.00
6078	Lump Sum Longevity Pay	500.00	250.00	500.00	250.00
<i>Premium Wages Totals</i>		\$2,622.78	\$250.00	\$50,500.00	\$250.00
<i>Fringe Benefits</i>					
6101	FICA	12,368.99	14,623.07	13,278.00	14,102.00
6102	Medicare	2,892.73	3,419.88	3,106.00	3,298.00



Budget Worksheet Report

Budget Year 2023

Account	Account Description	2020 Actual Amount	2021 Actual Amount	2022 Adopted Budget	2023 Final
Fund 100 - General					
EXPENSE					
Department 1105 - Human Resources					
<i>Fringe Benefits</i>					
6104	Health	28,800.00	27,720.00	31,680.00	47,520.00
6105	Dental	1,212.24	1,060.71	2,425.00	1,925.00
6106	Vision	318.96	279.09	638.00	479.00
6107	Life	98,081.96	108,918.25	297.00	297.00
6108	Sick & Accident	638.68	839.90	888.00	888.00
<i>Fringe Benefits Totals</i>		\$144,313.56	\$156,860.90	\$52,312.00	\$68,509.00
<i>Fringe Benefits Other</i>					
6103	Retirement	16,750.37	20,651.96	20,652.00	20,652.00
6109	Workers Compensation	516.04	385.06	611.00	652.00
6110	Unemployment Compensation	3,499.12	(2,189.01)	85,955.00	50,000.00
6111	Waiver of Health Insurance	4,015.22	6,230.52	6,000.00	3,000.00
<i>Fringe Benefits Other Totals</i>		\$24,780.75	\$25,078.53	\$113,218.00	\$74,304.00
<i>Personnel Expense</i>					
6201	Dues / Memberships	.00	2,500.00	3,600.00	3,600.00
6202	Books and Subscriptions	.00	179.00	200.00	200.00
6203	Training	2,848.00	748.00	10,500.00	10,500.00
6207	Safety Committee	25,650.65	3,003.63	3,000.00	3,000.00
6209	Employee Physicals	.00	136.00	136.00	136.00
6211.1200	Education Commissioners Unit	748.00	5,000.00	3,500.00	.00
6211.1201	Education Court Appointed - Non-Professional	.00	5,000.00	2,000.00	.00
6211.1202	Education Court Professional	.00	5,000.00	3,000.00	.00
6211.1203	Education Jail Guard Unit	.00	5,000.00	6,500.00	.00
6211.1204	Education Court Related - Non-Professional	.00	5,000.00	3,500.00	.00
6211.1206	Education Non-Bargaining Employee	22,274.19	5,000.00	5,000.00	25,000.00
6211.1207	Education Detective	2,294.00	5,400.00	5,400.00	.00
6211.1208	Education Sheriff Union	.00	3,500.00	3,500.00	.00
6212	Employee Assistance Program	8,153.97	8,081.94	12,078.00	12,078.00
6213	Background Checks	.00	45.85	46.00	46.00
<i>Personnel Expense Totals</i>		\$61,968.81	\$53,594.42	\$61,960.00	\$54,560.00
<i>Occupancy</i>					
6413	Storage	2,045.47	592.11	1,000.00	1,000.00



Budget Worksheet Report

Budget Year 2023

Account	Account Description	2020 Actual Amount	2021 Actual Amount	2022 Adopted Budget	2023 Final
Fund 100 - General					
EXPENSE					
Department 1105 - Human Resources					
Occupancy					
<i>Occupancy Totals</i>		\$2,045.47	\$592.11	\$1,000.00	\$1,000.00
Communication					
6502	Cellular / Air Card Service	45.75	161.67	.00	.00
6504	Postage	627.68	446.18	800.00	800.00
6506	Printing	202.50	590.00	200.00	200.00
<i>Communication Totals</i>		\$875.93	\$1,197.85	\$1,000.00	\$1,000.00
Supplies and Minor Equipment					
6414.1401	Repairs & Maintenance - Buildings	6,663.99	644.99	.00	.00
6601.1607	Supplies - Other	1,604.40	1,128.45	1,500.00	1,500.00
6606	Maintenance Agreements	2,733.89	3,254.69	3,000.00	3,000.00
<i>Supplies and Minor Equipment Totals</i>		\$11,002.28	\$5,028.13	\$4,500.00	\$4,500.00
Transportation					
6751	Travel	.00	472.51	5,000.00	5,000.00
<i>Transportation Totals</i>		\$0.00	\$472.51	\$5,000.00	\$5,000.00
Consultant / Contracted Services					
6854	Arbitrations	4,688.80	13,445.64	20,000.00	20,000.00
6860	Misc Contracted Services	2,500.00	.00	.00	.00
<i>Consultant / Contracted Services Totals</i>		\$7,188.80	\$13,445.64	\$20,000.00	\$20,000.00
General Administration					
7125	COVID-19 Expenses	.00	5,767.09	.00	.00
7143	PCORP Safety Committee Grant Expenses	.00	19,023.84	.00	30,000.00
<i>General Administration Totals</i>		\$0.00	\$24,790.93	\$0.00	\$30,000.00
Department 1105 - Human Resources Totals		\$452,252.41	\$514,052.74	\$524,490.00	\$486,563.00
Department 1106 - Information Technology					
Wages and Salaries					
6006	Full Time Wages	329,002.21	390,875.46	393,000.00	404,811.00
6008	Other Wages - Temp / Season / Etc	79,303.98	81,432.18	81,420.00	105,920.00
<i>Wages and Salaries Totals</i>		\$408,306.19	\$472,307.64	\$474,420.00	\$510,731.00
Premium Wages					
6077	Contracted Sick & Vacation Buy Back	5,798.39	6,335.56	1,000.00	1,000.00
6078	Lump Sum Longevity Pay	1,500.00	1,500.00	1,500.00	1,500.00
<i>Premium Wages Totals</i>		\$7,298.39	\$7,835.56	\$2,500.00	\$2,500.00



Budget Worksheet Report

Budget Year 2023

Account	Account Description	2020 Actual Amount	2021 Actual Amount	2022 Adopted Budget	2023 Final
Fund 100 - General					
EXPENSE					
Department 1106 - Information Technology					
<i>Fringe Benefits</i>					
6101	FICA	25,583.62	29,727.35	29,357.00	31,666.00
6102	Medicare	5,983.26	6,952.36	6,866.00	7,406.00
6104	Health	51,600.00	47,520.00	47,520.00	63,360.00
6105	Dental	2,474.99	3,030.60	3,031.00	3,208.00
6106	Vision	651.21	797.40	798.00	798.00
6107	Life	451.20	370.80	371.00	371.00
6108	Sick & Accident	965.54	1,119.25	1,110.00	1,110.00
<i>Fringe Benefits Totals</i>		\$87,709.82	\$89,517.76	\$89,053.00	\$107,919.00
<i>Fringe Benefits Other</i>					
6103	Retirement	33,260.42	34,480.32	34,481.00	34,481.00
6109	Workers Compensation	1,003.93	702.43	1,255.00	1,255.00
6111	Waiver of Health Insurance	4,615.20	5,999.76	6,000.00	3,000.00
<i>Fringe Benefits Other Totals</i>		\$38,879.55	\$41,182.51	\$41,736.00	\$38,736.00
<i>Personnel Expense</i>					
6203	Training	.00	(2,279.10)	3,900.00	3,900.00
<i>Personnel Expense Totals</i>		\$0.00	(\$2,279.10)	\$3,900.00	\$3,900.00
<i>Communication</i>					
6501	Telephone / Internet	17,020.82	16,413.36	20,600.00	20,600.00
6502	Cellular / Air Card Service	2,915.56	3,007.08	4,000.00	4,000.00
6503	Data Circuits	24,622.32	24,658.42	31,400.00	31,800.00
6504	Postage	11.30	4.18	50.00	50.00
<i>Communication Totals</i>		\$44,570.00	\$44,083.04	\$56,050.00	\$56,450.00
<i>Supplies and Minor Equipment</i>					
6414.1404	Repairs & Maintenance - Equipment	.00	1,440.52	2,500.00	2,500.00
6601.1607	Supplies - Other	3,909.35	1,781.50	3,500.00	3,500.00
6602	Minor Equipment Purchases	2,407.65	8,078.25	12,000.00	12,000.00
6604.1607	Minor Outlay - Computer Hardware	14,201.03	26,327.02	20,700.00	19,700.00
6604.1608	Minor Outlay - Computer Software	5,842.65	2,450.50	10,400.00	10,400.00
6604.1609	Minor Outlay - Computer Supplies	2,448.28	1,457.51	2,500.00	2,500.00
6606	Maintenance Agreements	39,068.70	36,012.70	50,500.00	57,111.00
<i>Supplies and Minor Equipment Totals</i>		\$67,877.66	\$77,548.00	\$102,100.00	\$107,711.00



Budget Worksheet Report

Budget Year 2023

Account	Account Description	2020 Actual Amount	2021 Actual Amount	2022 Adopted Budget	2023 Final
Fund 100 - General					
EXPENSE					
Department 1106 - Information Technology					
<i>Transportation</i>					
6751	Travel	3,482.53	1,076.88	7,000.00	7,000.00
<i>Transportation Totals</i>		\$3,482.53	\$1,076.88	\$7,000.00	\$7,000.00
<i>Consultant / Contracted Services</i>					
6855	Computer Consultants Support	5,520.00	11,060.00	45,000.00	45,000.00
6860	Misc Contracted Services	17,976.48	5,274.63	16,000.00	16,000.00
<i>Consultant / Contracted Services Totals</i>		\$23,496.48	\$16,334.63	\$61,000.00	\$61,000.00
<i>General Administration</i>					
7125	COVID-19 Expenses	1,276.46	.00	.00	.00
<i>General Administration Totals</i>		\$1,276.46	\$0.00	\$0.00	\$0.00
<i>Capital Outlay</i>					
7752	Capital Outlay - Computer Software	143,177.68	4,950.00	.00	.00
7753	Capital Outlay - Computer Hardware	26,809.50	18,406.98	.00	.00
7754	Capital Outlay - Equipment	.00	77,280.55	.00	.00
<i>Capital Outlay Totals</i>		\$169,987.18	\$100,637.53	\$0.00	\$0.00
Department 1106 - Information Technology Totals		\$852,884.26	\$848,244.45	\$837,759.00	\$895,947.00
Department 1107 - Records Management					
<i>Occupancy</i>					
6413	Storage	11,415.48	11,400.03	15,000.00	14,400.00
<i>Occupancy Totals</i>		\$11,415.48	\$11,400.03	\$15,000.00	\$14,400.00
<i>Supplies and Minor Equipment</i>					
6606	Maintenance Agreements	7,746.69	7,936.48	20,000.00	9,000.00
<i>Supplies and Minor Equipment Totals</i>		\$7,746.69	\$7,936.48	\$20,000.00	\$9,000.00
Department 1107 - Records Management Totals		\$19,162.17	\$19,336.51	\$35,000.00	\$23,400.00
Department 1108 - Central Services					
<i>Wages and Salaries</i>					
6006	Full Time Wages	169,050.26	171,500.81	175,000.00	185,448.00
<i>Wages and Salaries Totals</i>		\$169,050.26	\$171,500.81	\$175,000.00	\$185,448.00
<i>Premium Wages</i>					
6077	Contracted Sick & Vacation Buy Back	266.12	300.02	1,500.00	1,500.00
<i>Premium Wages Totals</i>		\$266.12	\$300.02	\$1,500.00	\$1,500.00
<i>Fringe Benefits</i>					
6101	FICA	10,141.93	10,270.03	10,846.00	11,498.00
6102	Medicare	2,371.92	2,401.88	2,537.00	2,689.00
6104	Health	57,600.00	61,222.52	63,360.00	63,360.00



Budget Worksheet Report

Budget Year 2023

Account	Account Description	2020 Actual Amount	2021 Actual Amount	2022 Adopted Budget	2023 Final
Fund 100 - General					
EXPENSE					
Department 1108 - Central Services					
<i>Fringe Benefits</i>					
6105	Dental	2,424.48	2,342.69	2,425.00	2,567.00
6106	Vision	637.92	616.40	638.00	638.00
6107	Life	360.96	286.63	297.00	297.00
6108	Sick & Accident	756.58	865.44	888.00	888.00
<i>Fringe Benefits Totals</i>		\$74,293.79	\$78,005.59	\$80,991.00	\$81,937.00
<i>Fringe Benefits Other</i>					
6103	Retirement	15,190.81	17,636.51	17,637.00	17,637.00
6109	Workers Compensation	401.46	247.90	420.00	420.00
<i>Fringe Benefits Other Totals</i>		\$15,592.27	\$17,884.41	\$18,057.00	\$18,057.00
<i>Occupancy</i>					
6413	Storage	41.40	191.95	.00	.00
<i>Occupancy Totals</i>		\$41.40	\$191.95	\$0.00	\$0.00
<i>Communication</i>					
6504	Postage	1,990.26	574.75	2,500.00	2,500.00
<i>Communication Totals</i>		\$1,990.26	\$574.75	\$2,500.00	\$2,500.00
<i>Supplies and Minor Equipment</i>					
6601.1600	Supplies - Building	13,338.05	15,082.77	14,000.00	15,000.00
6601.1607	Supplies - Other	2,678.81	3,845.87	9,000.00	9,000.00
6606	Maintenance Agreements	19,857.49	16,208.41	12,000.00	12,000.00
<i>Supplies and Minor Equipment Totals</i>		\$35,874.35	\$35,137.05	\$35,000.00	\$36,000.00
<i>General Administration</i>					
7122	Other Expenses	95.00	95.00	.00	135.00
7125	COVID-19 Expenses	406.13	.00	.00	.00
<i>General Administration Totals</i>		\$501.13	\$95.00	\$0.00	\$135.00
<i>Capital Outlay</i>					
7754	Capital Outlay - Equipment	36,979.77	.00	.00	.00
<i>Capital Outlay Totals</i>		\$36,979.77	\$0.00	\$0.00	\$0.00
Department 1108 - Central Services Totals		\$334,589.35	\$303,689.58	\$313,048.00	\$325,577.00
Department 1109 - Planning Commission					
<i>Wages and Salaries</i>					
6006	Full Time Wages	304,414.72	315,505.39	317,500.00	327,243.00
<i>Wages and Salaries Totals</i>		\$304,414.72	\$315,505.39	\$317,500.00	\$327,243.00



Budget Worksheet Report

Budget Year 2023

Account	Account Description	2020 Actual Amount	2021 Actual Amount	2022 Adopted Budget	2023 Final
Fund 100 - General					
EXPENSE					
Department 1109 - Planning Commission					
<i>Premium Wages</i>					
6077	Contracted Sick & Vacation Buy Back	3,736.45	5,016.34	300.00	300.00
6078	Lump Sum Longevity Pay	1,000.00	1,000.00	1,500.00	1,000.00
6080	Overtime	2,149.28	4,065.91	5,000.00	7,500.00
<i>Premium Wages Totals</i>		\$6,885.73	\$10,082.25	\$6,800.00	\$8,800.00
<i>Fringe Benefits</i>					
6101	FICA	18,679.82	19,519.43	19,682.00	20,755.00
6102	Medicare	4,368.68	4,565.00	4,603.00	4,854.00
6104	Health	72,000.00	79,200.00	79,200.00	79,200.00
6105	Dental	3,030.60	3,030.60	3,031.00	3,208.00
6106	Vision	797.40	797.40	798.00	798.00
6107	Life	451.20	370.80	371.00	371.00
6108	Sick & Accident	967.00	1,119.25	1,110.00	1,110.00
<i>Fringe Benefits Totals</i>		\$100,294.70	\$108,602.48	\$108,795.00	\$110,296.00
<i>Fringe Benefits Other</i>					
6103	Retirement	27,889.04	32,087.24	32,088.00	32,088.00
6109	Workers Compensation	731.75	481.73	762.00	762.00
<i>Fringe Benefits Other Totals</i>		\$28,620.79	\$32,568.97	\$32,850.00	\$32,850.00
<i>Personnel Expense</i>					
6201	Dues / Memberships	630.00	1,268.00	925.00	1,250.00
6203	Training	.00	75.00	2,000.00	2,000.00
<i>Personnel Expense Totals</i>		\$630.00	\$1,343.00	\$2,925.00	\$3,250.00
<i>Occupancy</i>					
6413	Storage	1,783.80	1,781.40	2,000.00	2,000.00
<i>Occupancy Totals</i>		\$1,783.80	\$1,781.40	\$2,000.00	\$2,000.00
<i>Communication</i>					
6504	Postage	639.44	490.45	1,700.00	1,700.00
6507	Advertising	888.84	.00	40.00	40.00
<i>Communication Totals</i>		\$1,528.28	\$490.45	\$1,740.00	\$1,740.00
<i>Supplies and Minor Equipment</i>					
6601.1607	Supplies - Other	5,486.24	5,063.42	5,500.00	5,500.00
6602	Minor Equipment Purchases	.00	.00	200.00	200.00
6604.1607	Minor Outlay - Computer Hardware	.00	.00	3,750.00	3,750.00
6604.1608	Minor Outlay - Computer Software	288.00	293.00	300.00	300.00



Budget Worksheet Report

Budget Year 2023

Account	Account Description	2020 Actual Amount	2021 Actual Amount	2022 Adopted Budget	2023 Final
Fund 100 - General					
EXPENSE					
Department 1109 - Planning Commission					
<i>Supplies and Minor Equipment</i>					
6606	Maintenance Agreements	5,211.91	5,412.00	7,000.00	7,000.00
<i>Supplies and Minor Equipment Totals</i>		\$10,986.15	\$10,768.42	\$16,750.00	\$16,750.00
<i>Transportation</i>					
6751	Travel	247.50	1,555.07	7,500.00	7,500.00
<i>Transportation Totals</i>		\$247.50	\$1,555.07	\$7,500.00	\$7,500.00
<i>Consultant / Contracted Services</i>					
6853	Legal	3,600.00	3,600.00	4,000.00	4,000.00
6858	Project Manager	64,045.00	4,992.90	10,000.00	10,000.00
<i>Consultant / Contracted Services Totals</i>		\$67,645.00	\$8,592.90	\$14,000.00	\$14,000.00
<i>General Administration</i>					
7103	Board Member Expenses	268.40	.00	800.00	800.00
7122	Other Expenses	696.25	.00	700.00	700.00
7125	COVID-19 Expenses	350.46	.00	.00	.00
7150	GIS System Expense	69,284.70	69,300.00	70,000.00	70,000.00
<i>General Administration Totals</i>		\$70,599.81	\$69,300.00	\$71,500.00	\$71,500.00
<i>Capital Outlay</i>					
7754	Capital Outlay - Equipment	7,974.00	.00	.00	.00
<i>Capital Outlay Totals</i>		\$7,974.00	\$0.00	\$0.00	\$0.00
Sub-Department 004 - EPA Grant					
<i>Consultant / Contracted Services</i>					
6873	Providers of Grant Service	.00	142,335.02	538,431.00	298,229.00
<i>Consultant / Contracted Services Totals</i>		\$0.00	\$142,335.02	\$538,431.00	\$298,229.00
Sub-Department 004 - EPA Grant Totals		\$0.00	\$142,335.02	\$538,431.00	\$298,229.00
Department 1109 - Planning Commission Totals		\$601,610.48	\$702,925.35	\$1,120,791.00	\$894,158.00
Department 1110 - Weights and Measures					
<i>Wages and Salaries</i>					
6006	Full Time Wages	40,727.95	41,992.35	41,900.00	43,192.00
<i>Wages and Salaries Totals</i>		\$40,727.95	\$41,992.35	\$41,900.00	\$43,192.00
<i>Premium Wages</i>					
6077	Contracted Sick & Vacation Buy Back	.00	.00	300.00	300.00
6078	Lump Sum Longevity Pay	250.00	250.00	250.00	250.00
<i>Premium Wages Totals</i>		\$250.00	\$250.00	\$550.00	\$550.00



Budget Worksheet Report

Budget Year 2023

Account	Account Description	2020 Actual Amount	2021 Actual Amount	2022 Adopted Budget	2023 Final
Fund 100 - General					
EXPENSE					
Department 1110 - Weights and Measures					
<i>Fringe Benefits</i>					
6101	FICA	2,458.56	2,532.33	2,594.00	2,678.00
6102	Medicare	574.99	592.23	607.00	627.00
6104	Health	14,400.00	15,840.00	15,840.00	15,840.00
6105	Dental	606.12	606.12	607.00	642.00
6106	Vision	159.48	159.48	160.00	160.00
6107	Life	90.24	74.16	75.00	75.00
6108	Sick & Accident	190.31	223.85	222.00	222.00
<i>Fringe Benefits Totals</i>		\$18,479.70	\$20,028.17	\$20,105.00	\$20,244.00
<i>Fringe Benefits Other</i>					
6103	Retirement	3,672.95	4,275.11	4,276.00	4,276.00
6109	Workers Compensation	96.41	62.82	101.00	101.00
<i>Fringe Benefits Other Totals</i>		\$3,769.36	\$4,337.93	\$4,377.00	\$4,377.00
<i>Communication</i>					
6502	Cellular / Air Card Service	599.31	440.40	600.00	800.00
<i>Communication Totals</i>		\$599.31	\$440.40	\$600.00	\$800.00
<i>Supplies and Minor Equipment</i>					
6601.1607	Supplies - Other	385.00	424.00	600.00	800.00
<i>Supplies and Minor Equipment Totals</i>		\$385.00	\$424.00	\$600.00	\$800.00
<i>Transportation</i>					
6751	Travel	4,567.09	6,173.46	6,400.00	9,600.00
<i>Transportation Totals</i>		\$4,567.09	\$6,173.46	\$6,400.00	\$9,600.00
Department 1110 - Weights and Measures Totals		\$68,778.41	\$73,646.31	\$74,532.00	\$79,563.00
Department 1111 - Veterans Affairs					
<i>Wages and Salaries</i>					
6006	Full Time Wages	107,298.64	112,069.87	110,500.00	113,823.00
6007	Part Time Wages	11,826.52	13,341.70	14,000.00	14,925.00
<i>Wages and Salaries Totals</i>		\$119,125.16	\$125,411.57	\$124,500.00	\$128,748.00
<i>Premium Wages</i>					
6077	Contracted Sick & Vacation Buy Back	2,858.46	2,101.02	4,150.00	3,000.00
6078	Lump Sum Longevity Pay	500.00	500.00	750.00	500.00
<i>Premium Wages Totals</i>		\$3,358.46	\$2,601.02	\$4,900.00	\$3,500.00
<i>Fringe Benefits</i>					
6101	FICA	7,372.15	7,691.10	7,748.00	7,983.00



Budget Worksheet Report

Budget Year 2023

Account	Account Description	2020 Actual Amount	2021 Actual Amount	2022 Adopted Budget	2023 Final
Fund 100 - General					
EXPENSE					
Department 1111 - Veterans Affairs					
<i>Fringe Benefits</i>					
6102	Medicare	1,724.14	1,798.72	1,812.00	1,867.00
6104	Health	43,200.00	47,520.00	47,520.00	47,520.00
6105	Dental	1,818.36	1,818.36	1,819.00	1,925.00
6106	Vision	478.44	478.44	479.00	479.00
6107	Life	270.72	222.48	223.00	223.00
6108	Sick & Accident	551.47	671.55	666.00	666.00
<i>Fringe Benefits Totals</i>		\$55,415.28	\$60,200.65	\$60,267.00	\$60,663.00
<i>Fringe Benefits Other</i>					
6103	Retirement	9,570.76	12,480.14	12,481.00	12,481.00
6109	Workers Compensation	279.17	182.42	300.00	300.00
<i>Fringe Benefits Other Totals</i>		\$9,849.93	\$12,662.56	\$12,781.00	\$12,781.00
<i>Personnel Expense</i>					
6201	Dues / Memberships	450.00	50.00	500.00	600.00
6202	Books and Subscriptions	479.00	846.00	650.00	650.00
6203	Training	93.98	.00	500.00	300.00
<i>Personnel Expense Totals</i>		\$1,022.98	\$896.00	\$1,650.00	\$1,550.00
<i>Communication</i>					
6504	Postage	716.27	605.45	1,250.00	1,300.00
6506	Printing	197.79	100.86	800.00	800.00
<i>Communication Totals</i>		\$914.06	\$706.31	\$2,050.00	\$2,100.00
<i>Supplies and Minor Equipment</i>					
6601.1607	Supplies - Other	1,041.06	1,471.25	1,800.00	2,000.00
6602	Minor Equipment Purchases	.00	.00	1,500.00	1,500.00
6606	Maintenance Agreements	1,788.00	1,788.00	2,150.00	2,200.00
<i>Supplies and Minor Equipment Totals</i>		\$2,829.06	\$3,259.25	\$5,450.00	\$5,700.00
<i>Transportation</i>					
6751	Travel	80.04	77.50	1,200.00	1,800.00
<i>Transportation Totals</i>		\$80.04	\$77.50	\$1,200.00	\$1,800.00
<i>General Administration</i>					
7122	Other Expenses	21,168.94	23,957.69	31,150.00	59,964.00
<i>General Administration Totals</i>		\$21,168.94	\$23,957.69	\$31,150.00	\$59,964.00
<i>Public Service / Safety</i>					
7361	Markers / Plaques	3,000.00	3,050.00	6,000.00	6,500.00



Budget Worksheet Report

Budget Year 2023

Account	Account Description	2020 Actual Amount	2021 Actual Amount	2022 Adopted Budget	2023 Final
Fund 100 - General					
EXPENSE					
Department 1111 - Veterans Affairs					
Public Service / Safety					
7363.2351	Soldier Burial	31,100.00	28,700.00	32,000.00	32,000.00
7363.2352	Burials - Widow	25,600.00	23,400.00	26,500.00	26,500.00
7364	Veteran Satellite Offices	51,000.00	39,000.00	42,500.00	45,000.00
<i>Public Service / Safety Totals</i>		\$110,700.00	\$94,150.00	\$107,000.00	\$110,000.00
Department 1111 - Veterans Affairs Totals		\$324,463.91	\$323,922.55	\$350,948.00	\$386,806.00
Department 1112 - Election Bureau					
Sub-Department 007 - General					
Wages and Salaries					
6006	Full Time Wages	242,775.22	266,332.43	243,700.00	300,938.00
6008	Other Wages - Temp / Season / Etc	24,741.50	66,238.75	32,000.00	32,000.00
<i>Wages and Salaries Totals</i>		\$267,516.72	\$332,571.18	\$275,700.00	\$332,938.00
<i>Premium Wages</i>					
6077	Contracted Sick & Vacation Buy Back	.00	.00	1,500.00	1,500.00
6078	Lump Sum Longevity Pay	500.00	250.00	1,000.00	250.00
6080	Overtime	98,352.85	40,116.13	62,000.00	40,000.00
<i>Premium Wages Totals</i>		\$98,852.85	\$40,366.13	\$64,500.00	\$41,750.00
<i>Fringe Benefits</i>					
6101	FICA	22,170.51	22,567.06	17,093.00	23,123.00
6102	Medicare	5,185.01	5,277.76	3,998.00	5,408.00
6104	Health	72,000.00	78,739.15	79,200.00	95,040.00
6105	Dental	3,030.60	2,936.43	3,031.00	3,850.00
6106	Vision	797.40	772.65	798.00	957.00
6107	Life	451.20	367.13	371.00	445.00
6108	Sick & Accident	964.26	1,117.61	1,110.00	1,332.00
<i>Fringe Benefits Totals</i>		\$104,598.98	\$111,777.79	\$105,601.00	\$130,155.00
<i>Fringe Benefits Other</i>					
6103	Retirement	25,563.48	35,641.05	35,642.00	35,642.00
6109	Workers Compensation	819.20	488.21	662.00	662.00
<i>Fringe Benefits Other Totals</i>		\$26,382.68	\$36,129.26	\$36,304.00	\$36,304.00
<i>Personnel Expense</i>					
6202	Books and Subscriptions	465.80	565.00	1,200.00	1,200.00
6209	Employee Physicals	294.00	321.00	300.00	300.00



Budget Worksheet Report

Budget Year 2023

Account	Account Description	2020 Actual Amount	2021 Actual Amount	2022 Adopted Budget	2023 Final
Fund 100 - General					
EXPENSE					
Department 1112 - Election Bureau					
Sub-Department 007 - General					
<i>Personnel Expense</i>					
6213	Background Checks	.00	91.70	150.00	150.00
<i>Personnel Expense Totals</i>		<u>\$759.80</u>	<u>\$977.70</u>	<u>\$1,650.00</u>	<u>\$1,650.00</u>
<i>Occupancy</i>					
6401.1404	Rent - Election Polling Places	24,250.00	24,800.00	26,400.00	26,400.00
6413	Storage	551.04	877.36	1,000.00	1,000.00
<i>Occupancy Totals</i>		<u>\$24,801.04</u>	<u>\$25,677.36</u>	<u>\$27,400.00</u>	<u>\$27,400.00</u>
<i>Communication</i>					
6504	Postage	52,129.13	38,700.69	80,000.00	80,000.00
6506	Printing	103,139.70	89,042.83	120,000.00	120,000.00
6507	Advertising	5,762.92	11,179.88	25,000.00	25,000.00
<i>Communication Totals</i>		<u>\$161,031.75</u>	<u>\$138,923.40</u>	<u>\$225,000.00</u>	<u>\$225,000.00</u>
<i>Supplies and Minor Equipment</i>					
6601.1607	Supplies - Other	6,635.41	4,451.34	6,500.00	6,500.00
6602	Minor Equipment Purchases	4,419.00	.00	.00	.00
6606	Maintenance Agreements	104,203.00	108,971.07	112,000.00	112,000.00
<i>Supplies and Minor Equipment Totals</i>		<u>\$115,257.41</u>	<u>\$113,422.41</u>	<u>\$118,500.00</u>	<u>\$118,500.00</u>
<i>Transportation</i>					
6751	Travel	216.35	119.59	1,200.00	1,200.00
<i>Transportation Totals</i>		<u>\$216.35</u>	<u>\$119.59</u>	<u>\$1,200.00</u>	<u>\$1,200.00</u>
<i>Consultant / Contracted Services</i>					
6855	Computer Consultants Support	9,775.00	13,750.00	23,800.00	23,800.00
6860	Misc Contracted Services	.00	.00	25,000.00	25,000.00
<i>Consultant / Contracted Services Totals</i>		<u>\$9,775.00</u>	<u>\$13,750.00</u>	<u>\$48,800.00</u>	<u>\$48,800.00</u>
<i>Debt Payments</i>					
7065	Principal Capital Lease	234,630.57	246,362.09	246,363.00	246,363.00
7066	Interest Capital Lease	50,564.35	38,832.83	38,833.00	38,833.00
<i>Debt Payments Totals</i>		<u>\$285,194.92</u>	<u>\$285,194.92</u>	<u>\$285,196.00</u>	<u>\$285,196.00</u>
<i>Public Service / Safety</i>					
7354	Payment of Election Workers	191,445.33	168,835.90	185,000.00	185,000.00
7356	Miscellaneous Election Expenses	48,929.92	35,043.12	47,250.00	47,250.00
<i>Public Service / Safety Totals</i>		<u>\$240,375.25</u>	<u>\$203,879.02</u>	<u>\$232,250.00</u>	<u>\$232,250.00</u>



Budget Worksheet Report

Budget Year 2023

Account	Account Description	2020 Actual Amount	2021 Actual Amount	2022 Adopted Budget	2023 Final
Fund 100 - General					
EXPENSE					
Department 1112 - Election Bureau					
Sub-Department 007 - General					
Capital Outlay					
7754	Capital Outlay - Equipment	108,254.00	.00	.00	.00
	<i>Capital Outlay Totals</i>	\$108,254.00	\$0.00	\$0.00	\$0.00
	Sub-Department 007 - General Totals	\$1,443,016.75	\$1,302,788.76	\$1,422,101.00	\$1,481,143.00
	Department 1112 - Election Bureau Totals	\$1,443,016.75	\$1,302,788.76	\$1,422,101.00	\$1,481,143.00
Department 1113 - Assessment / Tax Claim					
Wages and Salaries					
6006	Full Time Wages	599,642.49	581,513.59	531,400.00	642,259.00
6007	Part Time Wages	.00	8,400.40	.00	.00
6008	Other Wages - Temp / Season / Etc	20,828.43	17,082.61	75,000.00	5,000.00
	<i>Wages and Salaries Totals</i>	\$620,470.92	\$606,996.60	\$606,400.00	\$647,259.00
Premium Wages					
6077	Contracted Sick & Vacation Buy Back	2,051.84	2,380.15	.00	.00
6078	Lump Sum Longevity Pay	500.00	.00	3,750.00	.00
6080	Overtime	11,177.15	9,403.19	30,000.00	10,000.00
6081	Premium Pay	11,200.00	11,200.00	20,000.00	7,500.00
	<i>Premium Wages Totals</i>	\$24,928.99	\$22,983.34	\$53,750.00	\$17,500.00
Fringe Benefits					
6101	FICA	39,125.13	38,273.83	37,594.00	40,751.00
6102	Medicare	9,150.28	8,951.18	8,792.00	9,531.00
6104	Health	174,000.00	165,336.72	174,240.00	190,080.00
6105	Dental	7,930.07	6,983.27	7,274.00	8,340.00
6106	Vision	2,086.53	1,824.11	1,914.00	2,074.00
6107	Life	1,163.22	866.79	890.00	965.00
6108	Sick & Accident	2,529.83	2,602.12	2,664.00	3,108.00
	<i>Fringe Benefits Totals</i>	\$235,985.06	\$224,838.02	\$233,368.00	\$254,849.00
Fringe Benefits Other					
6103	Retirement	55,011.35	64,945.63	64,946.00	64,946.00
6109	Workers Compensation	1,632.00	1,023.69	1,619.00	1,619.00
6110	Unemployment Compensation	5,367.95	2,694.68	.00	.00
6111	Waiver of Health Insurance	2,976.80	4,153.68	6,000.00	6,000.00
	<i>Fringe Benefits Other Totals</i>	\$64,988.10	\$72,817.68	\$72,565.00	\$72,565.00



Budget Worksheet Report

Budget Year 2023

Account	Account Description	2020 Actual Amount	2021 Actual Amount	2022 Adopted Budget	2023 Final
Fund 100 - General					
EXPENSE					
Department 1113 - Assessment / Tax Claim					
<i>Personnel Expense</i>					
6201	Dues / Memberships	918.00	860.00	3,000.00	4,000.00
6202	Books and Subscriptions	6,887.33	1,170.99	3,000.00	4,000.00
6203	Training	1,996.68	3,533.95	10,000.00	15,000.00
6209	Employee Physicals	327.85	680.00	.00	150.00
6213	Background Checks	.00	183.40	.00	150.00
<i>Personnel Expense Totals</i>		\$10,129.86	\$6,428.34	\$16,000.00	\$23,300.00
<i>Occupancy</i>					
6413	Storage	17,307.72	14,640.64	17,500.00	17,500.00
<i>Occupancy Totals</i>		\$17,307.72	\$14,640.64	\$17,500.00	\$17,500.00
<i>Communication</i>					
6504	Postage	125,434.18	107,507.83	128,000.00	155,000.00
6507	Advertising	152,804.34	115,255.53	160,000.00	180,000.00
<i>Communication Totals</i>		\$278,238.52	\$222,763.36	\$288,000.00	\$335,000.00
<i>Supplies and Minor Equipment</i>					
6601.1607	Supplies - Other	20,811.76	14,654.51	20,000.00	23,000.00
6602	Minor Equipment Purchases	14,286.52	719.59	10,000.00	10,000.00
6606	Maintenance Agreements	5,321.36	6,932.71	15,000.00	15,000.00
<i>Supplies and Minor Equipment Totals</i>		\$40,419.64	\$22,306.81	\$45,000.00	\$48,000.00
<i>Transportation</i>					
6751	Travel	5,642.23	5,539.28	20,000.00	25,000.00
<i>Transportation Totals</i>		\$5,642.23	\$5,539.28	\$20,000.00	\$25,000.00
<i>Consultant / Contracted Services</i>					
6860	Misc Contracted Services	95,001.05	86,580.00	100,000.00	180,000.00
<i>Consultant / Contracted Services Totals</i>		\$95,001.05	\$86,580.00	\$100,000.00	\$180,000.00
<i>General Administration</i>					
7122	Other Expenses	21,576.75	27,258.00	20,000.00	25,000.00
<i>General Administration Totals</i>		\$21,576.75	\$27,258.00	\$20,000.00	\$25,000.00
<i>Row Office Costs to General Fund</i>					
7203	Title Searches	60,600.00	35,700.00	60,000.00	55,000.00
<i>Row Office Costs to General Fund Totals</i>		\$60,600.00	\$35,700.00	\$60,000.00	\$55,000.00
<i>Judicial / Courts</i>					
6204	Constable / Sheriff Costs	5,965.75	2,590.18	20,000.00	20,000.00
<i>Judicial / Courts Totals</i>		\$5,965.75	\$2,590.18	\$20,000.00	\$20,000.00



Budget Worksheet Report

Budget Year 2023

Account	Account Description	2020 Actual Amount	2021 Actual Amount	2022 Adopted Budget	2023 Final
Fund 100 - General					
EXPENSE					
Department 1113 - Assessment / Tax Claim					
<i>Capital Outlay</i>					
7754	Capital Outlay - Equipment	10,917.00	.00	.00	.00
	<i>Capital Outlay Totals</i>	\$10,917.00	\$0.00	\$0.00	\$0.00
Sub-Department 011 - Reassessment Costs					
<i>General Administration</i>					
7122	Other Expenses	.00	.00	.00	1,000,000.00
	<i>General Administration Totals</i>	\$0.00	\$0.00	\$0.00	\$1,000,000.00
Sub-Department 011 - Reassessment Costs Totals					
\$0.00 \$0.00 \$0.00 \$1,000,000.00					
Department 1113 - Assessment / Tax Claim Totals					
\$1,492,171.59 \$1,351,442.25 \$1,552,583.00 \$2,720,973.00					
Department 1114 - Public Defender					
<i>Wages and Salaries</i>					
6006	Full Time Wages	819,595.34	907,878.20	731,228.00	832,798.00
6007	Part Time Wages	98,895.65	103,631.11	202,867.00	148,888.00
6008	Other Wages - Temp / Season / Etc	26,610.57	1,563.41	25,000.00	.00
	<i>Wages and Salaries Totals</i>	\$945,101.56	\$1,013,072.72	\$959,095.00	\$981,686.00
<i>Premium Wages</i>					
6077	Contracted Sick & Vacation Buy Back	21,894.69	19,475.30	25,000.00	20,000.00
6078	Lump Sum Longevity Pay	250.00	250.00	500.00	250.00
6080	Overtime	.00	1.76	.00	.00
6081	Premium Pay	5,642.87	10,524.05	17,000.00	13,000.00
	<i>Premium Wages Totals</i>	\$27,787.56	\$30,251.11	\$42,500.00	\$33,250.00
<i>Fringe Benefits</i>					
6101	FICA	58,660.24	62,930.97	59,464.00	60,865.00
6102	Medicare	13,718.90	14,717.68	13,907.00	14,235.00
6104	Health	199,063.97	225,580.03	221,760.00	221,760.00
6105	Dental	8,378.93	8,631.87	7,880.00	8,982.00
6106	Vision	2,204.61	2,271.19	2,074.00	2,233.00
6107	Life	1,292.99	981.98	965.00	965.00
6108	Sick & Accident	1,753.30	2,068.36	2,886.00	3,552.00
	<i>Fringe Benefits Totals</i>	\$285,072.94	\$317,182.08	\$308,936.00	\$312,592.00
<i>Fringe Benefits Other</i>					
6103	Retirement	72,862.05	96,438.24	96,439.00	96,439.00
6109	Workers Compensation	2,209.84	1,484.24	2,302.00	2,302.00
6110	Unemployment Compensation	24.00	.00	.00	.00



Budget Worksheet Report

Budget Year 2023

Account	Account Description	2020 Actual Amount	2021 Actual Amount	2022 Adopted Budget	2023 Final
Fund 100 - General					
EXPENSE					
Department 1114 - Public Defender					
<i>Fringe Benefits Other</i>					
6111	Waiver of Health Insurance	5,307.48	5,999.76	6,000.00	6,000.00
	<i>Fringe Benefits Other Totals</i>	<u>\$80,403.37</u>	<u>\$103,922.24</u>	<u>\$104,741.00</u>	<u>\$104,741.00</u>
<i>Personnel Expense</i>					
6201	Dues / Memberships	1,200.00	1,750.00	1,850.00	2,350.00
6202	Books and Subscriptions	23,370.80	24,916.68	27,500.00	28,000.00
6209	Employee Physicals	272.00	136.00	.00	.00
	<i>Personnel Expense Totals</i>	<u>\$24,842.80</u>	<u>\$26,802.68</u>	<u>\$29,350.00</u>	<u>\$30,350.00</u>
<i>Occupancy</i>					
6413	Storage	2,340.36	2,737.36	2,400.00	2,800.00
	<i>Occupancy Totals</i>	<u>\$2,340.36</u>	<u>\$2,737.36</u>	<u>\$2,400.00</u>	<u>\$2,800.00</u>
<i>Communication</i>					
6504	Postage	558.14	615.42	900.00	900.00
	<i>Communication Totals</i>	<u>\$558.14</u>	<u>\$615.42</u>	<u>\$900.00</u>	<u>\$900.00</u>
<i>Supplies and Minor Equipment</i>					
6601.1607	Supplies - Other	8,645.99	7,909.52	12,750.00	12,750.00
6602	Minor Equipment Purchases	.00	2,186.36	3,000.00	3,000.00
6606	Maintenance Agreements	1,332.00	1,399.00	1,750.00	1,750.00
	<i>Supplies and Minor Equipment Totals</i>	<u>\$9,977.99</u>	<u>\$11,494.88</u>	<u>\$17,500.00</u>	<u>\$17,500.00</u>
<i>Transportation</i>					
6751	Travel	1,716.50	2,399.64	15,000.00	15,000.00
	<i>Transportation Totals</i>	<u>\$1,716.50</u>	<u>\$2,399.64</u>	<u>\$15,000.00</u>	<u>\$15,000.00</u>
<i>General Administration</i>					
7125	COVID-19 Expenses	1,492.38	.00	.00	.00
	<i>General Administration Totals</i>	<u>\$1,492.38</u>	<u>\$0.00</u>	<u>\$0.00</u>	<u>\$0.00</u>
<i>Judicial / Courts</i>					
7264	Witness Fees	48,301.99	78,777.25	60,000.00	60,000.00
	<i>Judicial / Courts Totals</i>	<u>\$48,301.99</u>	<u>\$78,777.25</u>	<u>\$60,000.00</u>	<u>\$60,000.00</u>
	Department 1114 - Public Defender Totals	<u>\$1,427,595.59</u>	<u>\$1,587,255.38</u>	<u>\$1,540,422.00</u>	<u>\$1,558,819.00</u>
Department 1115 - Payroll					
<i>Wages and Salaries</i>					
6006	Full Time Wages	118,896.34	97,117.84	102,600.00	88,522.00
6008	Other Wages - Temp / Season / Etc	2,116.66	.00	.00	.00
	<i>Wages and Salaries Totals</i>	<u>\$121,013.00</u>	<u>\$97,117.84</u>	<u>\$102,600.00</u>	<u>\$88,522.00</u>



Budget Worksheet Report

Budget Year 2023

Account	Account Description	2020 Actual Amount	2021 Actual Amount	2022 Adopted Budget	2023 Final
Fund 100 - General					
EXPENSE					
Department 1115 - Payroll					
Premium Wages					
6077	Contracted Sick & Vacation Buy Back	915.85	615.03	.00	.00
	<i>Premium Wages Totals</i>	<u>\$915.85</u>	<u>\$615.03</u>	<u>\$0.00</u>	<u>\$0.00</u>
<i>Fringe Benefits</i>					
6101	FICA	7,466.70	5,865.12	3,661.00	5,489.00
6102	Medicare	1,746.27	1,371.69	1,488.00	1,284.00
6104	Health	26,400.00	30,360.00	31,680.00	31,680.00
6105	Dental	1,111.22	1,161.73	1,213.00	1,284.00
6106	Vision	292.38	305.67	319.00	319.00
6107	Life	184.18	142.14	149.00	149.00
6108	Sick & Accident	461.30	429.20	444.00	444.00
	<i>Fringe Benefits Totals</i>	<u>\$37,662.05</u>	<u>\$39,635.55</u>	<u>\$38,954.00</u>	<u>\$40,649.00</u>
<i>Fringe Benefits Other</i>					
6103	Retirement	8,286.14	12,404.10	12,405.00	12,405.00
6109	Workers Compensation	285.89	139.14	247.00	259.00
6110	Unemployment Compensation	1,195.00	.00	.00	.00
6111	Waiver of Health Insurance	1,615.32	.00	.00	.00
	<i>Fringe Benefits Other Totals</i>	<u>\$11,382.35</u>	<u>\$12,543.24</u>	<u>\$12,652.00</u>	<u>\$12,664.00</u>
<i>Personnel Expense</i>					
6202	Books and Subscriptions	.00	299.00	250.00	250.00
6203	Training	299.00	795.79	1,000.00	1,500.00
6209	Employee Physicals	49.00	.00	136.00	136.00
6213	Background Checks	.00	.00	46.00	46.00
	<i>Personnel Expense Totals</i>	<u>\$348.00</u>	<u>\$1,094.79</u>	<u>\$1,432.00</u>	<u>\$1,932.00</u>
<i>Communication</i>					
6504	Postage	227.54	166.48	600.00	600.00
	<i>Communication Totals</i>	<u>\$227.54</u>	<u>\$166.48</u>	<u>\$600.00</u>	<u>\$600.00</u>
<i>Supplies and Minor Equipment</i>					
6601.1607	Supplies - Other	493.58	761.74	1,000.00	1,000.00
6604.1608	Minor Outlay - Computer Software	406.39	.00	.00	.00
6606	Maintenance Agreements	14,603.29	13,945.05	.00	.00
	<i>Supplies and Minor Equipment Totals</i>	<u>\$15,503.26</u>	<u>\$14,706.79</u>	<u>\$1,000.00</u>	<u>\$1,000.00</u>
<i>Transportation</i>					
6751	Travel	1,476.74	209.89	100.00	100.00



Budget Worksheet Report

Budget Year 2023

Account	Account Description	2020 Actual Amount	2021 Actual Amount	2022 Adopted Budget	2023 Final
Fund 100 - General					
EXPENSE					
Department 1115 - Payroll					
Transportation					
<i>Transportation Totals</i>		\$1,476.74	\$209.89	\$100.00	\$100.00
Consultant / Contracted Services					
6860	Misc Contracted Services	37,647.31	27,236.75	50,000.00	10,000.00
<i>Consultant / Contracted Services Totals</i>		\$37,647.31	\$27,236.75	\$50,000.00	\$10,000.00
General Administration					
7122	Other Expenses	.00	15.00	.00	.00
<i>General Administration Totals</i>		\$0.00	\$15.00	\$0.00	\$0.00
Capital Outlay					
7752	Capital Outlay - Computer Software	31,394.00	.00	.00	.00
7753	Capital Outlay - Computer Hardware	27,100.00	.00	.00	.00
<i>Capital Outlay Totals</i>		\$58,494.00	\$0.00	\$0.00	\$0.00
Department 1115 - Payroll Totals		\$284,670.10	\$193,341.36	\$207,338.00	\$155,467.00
Department 1120 - General Government					
Sub-Department 009 - County Wide General Insurance					
General Administration					
7104.2104	General Liability Insurance	357,907.81	403,358.08	450,000.00	450,000.00
7104.2107	Public Official Liability Insurance	4,888.00	.00	.00	.00
7104.2108	Self Insurance	97,186.14	36,949.18	50,000.00	50,000.00
7104.2109	Other Insurance	988.00	1,252.00	1,250.00	33,060.00
<i>General Administration Totals</i>		\$460,969.95	\$441,559.26	\$501,250.00	\$533,060.00
Sub-Department 009 - County Wide General Insurance Totals		\$460,969.95	\$441,559.26	\$501,250.00	\$533,060.00
Sub-Department 010 - General Government Other					
Personnel Expense					
6201	Dues / Memberships	83,526.00	83,526.00	85,000.00	85,000.00
<i>Personnel Expense Totals</i>		\$83,526.00	\$83,526.00	\$85,000.00	\$85,000.00
Occupancy					
6401	Rent	17,229.33	18,073.61	18,000.00	18,000.00
6405	Electric	2,203.03	1,541.13	3,000.00	2,750.00
6406	Gas	355.65	433.93	400.00	450.00
6407	Water	96.92	96.47	200.00	150.00
6408	Sewage	54.02	48.47	75.00	50.00
6409	Rubbish Removal	5,741.28	5,914.44	5,500.00	6,000.00



Budget Worksheet Report

Budget Year 2023

Account	Account Description	2020 Actual Amount	2021 Actual Amount	2022 Adopted Budget	2023 Final
Fund 100 - General					
EXPENSE					
Department 1120 - General Government					
Sub-Department 010 - General Government Other					
<i>Occupancy</i>					
6411	Taxes on Properties	640.54	3,480.23	2,500.00	2,500.00
6413	Storage	33,949.86	29,029.11	37,000.00	28,800.00
<i>Occupancy Totals</i>		\$60,270.63	\$58,617.39	\$66,675.00	\$58,700.00
<i>Communication</i>					
6501	Telephone / Internet	30.00	33.91	50.00	50.00
<i>Communication Totals</i>		\$30.00	\$33.91	\$50.00	\$50.00
<i>Supplies and Minor Equipment</i>					
6414.1401	Repairs & Maintenance - Buildings	6,696.63	1,380.33	2,000.00	1,500.00
6602	Minor Equipment Purchases	.00	932.50	.00	.00
6606	Maintenance Agreements	166.08	171.07	.00	250.00
<i>Supplies and Minor Equipment Totals</i>		\$6,862.71	\$2,483.90	\$2,000.00	\$1,750.00
<i>Consultant / Contracted Services</i>					
6851	Auditing	15,400.00	40,600.00	100,000.00	50,000.00
6853	Legal	77,304.00	.00	50,000.00	.00
6855	Computer Consultants Support	166,154.74	167,756.98	175,000.00	175,000.00
6859	Viewers Fees	.00	11,150.00	.00	.00
6860	Misc Contracted Services	330,990.70	58,763.14	200,000.00	200,000.00
<i>Consultant / Contracted Services Totals</i>		\$589,849.44	\$278,270.12	\$525,000.00	\$425,000.00
<i>General Administration</i>					
7107	Indirect Cost Study	17,000.00	.00	13,000.00	13,500.00
7121	Escheat Payments	(205.00)	6,613.46	.00	.00
7122	Other Expenses	106,503.50	97,090.82	87,797.00	634,952.00
7125	COVID-19 Expenses	4,163.39	134,587.05	.00	.00
7150	GIS System Expense	.00	.00	200.00	.00
<i>General Administration Totals</i>		\$127,461.89	\$238,291.33	\$100,997.00	\$648,452.00
<i>Judicial / Courts</i>					
6204	Constable / Sheriff Costs	13,573.53	5,486.07	30,000.00	14,000.00
<i>Judicial / Courts Totals</i>		\$13,573.53	\$5,486.07	\$30,000.00	\$14,000.00
<i>Public Service / Safety</i>					
7357	Fire Extinguisher Service	.00	.00	200.00	.00
7363.2350	Indigent / Unclaimed Burial	28,388.64	18,750.00	30,000.00	19,000.00



Budget Worksheet Report

Budget Year 2023

Account	Account Description	2020 Actual Amount	2021 Actual Amount	2022 Adopted Budget	2023 Final
Fund 100	General				
EXPENSE					
Department 1120 - General Government					
Sub-Department 010 - General Government Other					
Public Service / Safety					
<i>Public Service / Safety Totals</i>		\$28,388.64	\$18,750.00	\$30,200.00	\$19,000.00
<i>Capital Outlay</i>					
7751	Capital Outlay - Vehicles	.00	.00	709,006.00	257,000.00
7752	Capital Outlay - Computer Software	.00	.00	39,923.00	233,396.00
7753	Capital Outlay - Computer Hardware	.00	.00	77,150.00	58,851.00
7754	Capital Outlay - Equipment	.00	19,321.00	188,300.00	593,598.00
7756	Capital Outlay - Furniture / Fixtures	.00	15,906.00	.00	.00
7757	Capital Outlay - Buildings	.00	.00	292,000.00	405,000.00
7760	Infrastructure	.00	.00	.00	100,000.00
<i>Capital Outlay Totals</i>		\$0.00	\$35,227.00	\$1,306,379.00	\$1,647,845.00
Sub-Department 010 - General Government Other Totals		\$909,962.84	\$720,685.72	\$2,146,301.00	\$2,899,797.00
Department 1120 - General Government Totals		\$1,370,932.79	\$1,162,244.98	\$2,647,551.00	\$3,432,857.00
Department 2400 - Clerk of Courts					
<i>Wages and Salaries</i>					
6005	Elected Officials	69,599.95	70,236.73	69,885.00	74,218.00
6006	Full Time Wages	369,158.21	383,530.50	371,900.00	352,890.00
6007	Part Time Wages	5,785.00	5,534.43	5,700.00	5,700.00
6008	Other Wages - Temp / Season / Etc	7,192.45	2,252.18	5,000.00	5,000.00
<i>Wages and Salaries Totals</i>		\$451,735.61	\$461,553.84	\$452,485.00	\$437,808.00
<i>Premium Wages</i>					
6077	Contracted Sick & Vacation Buy Back	321.32	420.03	1,700.00	1,700.00
6078	Lump Sum Longevity Pay	500.00	500.00	1,000.00	500.00
6080	Overtime	6,419.96	3,155.19	5,000.00	5,000.00
6081	Premium Pay	.00	.00	3,000.00	.00
<i>Premium Wages Totals</i>		\$7,241.28	\$4,075.22	\$10,700.00	\$7,200.00
<i>Fringe Benefits</i>					
6101	FICA	27,663.20	28,012.12	28,049.00	27,455.00
6102	Medicare	6,469.61	6,551.23	6,560.00	6,421.00
6104	Health	135,600.00	146,427.91	158,400.00	142,560.00
6105	Dental	5,707.63	5,603.09	6,668.00	5,774.00



Budget Worksheet Report

Budget Year 2023

Account	Account Description	2020 Actual Amount	2021 Actual Amount	2022 Adopted Budget	2023 Final
Fund 100 - General					
EXPENSE					
Department 2400 - Clerk of Courts					
<i>Fringe Benefits</i>					
6106	Vision	1,501.77	1,474.26	1,755.00	1,436.00
6107	Life	949.38	778.25	816.00	816.00
6108	Sick & Accident	1,747.98	2,126.21	2,220.00	1,776.00
<i>Fringe Benefits Totals</i>		\$179,639.57	\$190,973.07	\$204,468.00	\$186,238.00
<i>Fringe Benefits Other</i>					
6103	Retirement	42,432.35	47,099.81	47,100.00	47,100.00
6109	Workers Compensation	886.96	583.48	919.00	919.00
6110	Unemployment Compensation	1,157.36	(2,138.72)	.00	.00
6111	Waiver of Health Insurance	.00	692.28	3,000.00	.00
<i>Fringe Benefits Other Totals</i>		\$44,476.67	\$46,236.85	\$51,019.00	\$48,019.00
<i>Personnel Expense</i>					
6201	Dues / Memberships	750.00	750.00	750.00	750.00
6202	Books and Subscriptions	748.20	87.00	1,100.00	500.00
6209	Employee Physicals	185.00	272.00	300.00	.00
<i>Personnel Expense Totals</i>		\$1,683.20	\$1,109.00	\$2,150.00	\$1,250.00
<i>Occupancy</i>					
6413	Storage	7,602.79	7,531.04	7,600.00	7,400.00
<i>Occupancy Totals</i>		\$7,602.79	\$7,531.04	\$7,600.00	\$7,400.00
<i>Communication</i>					
6501	Telephone / Internet	960.00	960.00	960.00	960.00
6504	Postage	13,268.76	14,414.43	17,500.00	18,000.00
6506	Printing	2,860.30	2,825.08	5,000.00	4,000.00
6507	Advertising	.00	428.86	600.00	600.00
<i>Communication Totals</i>		\$17,089.06	\$18,628.37	\$24,060.00	\$23,560.00
<i>Supplies and Minor Equipment</i>					
6601.1607	Supplies - Other	10,994.79	11,210.86	15,000.00	15,000.00
6602	Minor Equipment Purchases	7,637.50	1,360.07	5,000.00	4,000.00
6606	Maintenance Agreements	3,101.00	3,101.00	3,500.00	4,100.00
<i>Supplies and Minor Equipment Totals</i>		\$21,733.29	\$15,671.93	\$23,500.00	\$23,100.00
<i>Transportation</i>					
6751	Travel	717.52	2,778.54	3,000.00	5,000.00
<i>Transportation Totals</i>		\$717.52	\$2,778.54	\$3,000.00	\$5,000.00



Budget Worksheet Report

Budget Year 2023

Account	Account Description	2020 Actual Amount	2021 Actual Amount	2022 Adopted Budget	2023 Final
Fund 100 - General					
EXPENSE					
Department 2400 - Clerk of Courts					
<i>Consultant / Contracted Services</i>					
6855	Computer Consultants Support	6,864.00	7,069.92	10,200.00	10,200.00
	<i>Consultant / Contracted Services Totals</i>	\$6,864.00	\$7,069.92	\$10,200.00	\$10,200.00
<i>General Administration</i>					
7118	Bank Charges / Bank Interest	3,430.56	4,601.85	4,200.00	5,500.00
7122	Other Expenses	.00	.00	1,100.00	1,100.00
7125	COVID-19 Expenses	871.50	.00	.00	.00
	<i>General Administration Totals</i>	\$4,302.06	\$4,601.85	\$5,300.00	\$6,600.00
<i>Judicial / Courts</i>					
6204	Constable / Sheriff Costs	4,460.64	4,692.66	7,000.00	7,000.00
	<i>Judicial / Courts Totals</i>	\$4,460.64	\$4,692.66	\$7,000.00	\$7,000.00
	Department 2400 - Clerk of Courts Totals	\$747,545.69	\$764,922.29	\$801,482.00	\$763,375.00
Department 2410 - Coroner					
<i>Wages and Salaries</i>					
6005	Elected Officials	69,599.95	70,236.73	69,885.00	74,218.00
6007	Part Time Wages	71,437.95	88,843.18	80,000.00	85,685.00
6008	Other Wages - Temp / Season / Etc	11,703.93	11,445.49	12,500.00	11,700.00
	<i>Wages and Salaries Totals</i>	\$152,741.83	\$170,525.40	\$162,385.00	\$171,603.00
<i>Fringe Benefits</i>					
6101	FICA	9,344.46	10,441.96	10,068.00	10,640.00
6102	Medicare	2,185.39	2,442.01	2,355.00	2,489.00
6104	Health	14,400.00	15,840.00	15,840.00	15,840.00
6105	Dental	606.12	606.12	607.00	642.00
6106	Vision	159.48	159.48	160.00	160.00
6107	Life	90.24	74.16	75.00	75.00
	<i>Fringe Benefits Totals</i>	\$26,785.69	\$29,563.73	\$29,105.00	\$29,846.00
<i>Fringe Benefits Other</i>					
6103	Retirement	6,559.97	14,714.07	14,715.00	14,715.00
6109	Workers Compensation	4,863.03	5,404.41	5,495.00	5,495.00
6110	Unemployment Compensation	399.60	1,179.04	.00	.00
	<i>Fringe Benefits Other Totals</i>	\$11,822.60	\$21,297.52	\$20,210.00	\$20,210.00
<i>Personnel Expense</i>					
6201	Dues / Memberships	880.00	930.00	1,200.00	1,200.00
6202	Books and Subscriptions	1,500.00	1,800.00	2,000.00	2,000.00



Budget Worksheet Report

Budget Year 2023

Account	Account Description	2020 Actual Amount	2021 Actual Amount	2022 Adopted Budget	2023 Final
Fund 100 - General					
EXPENSE					
Department 2410 - Coroner					
<i>Personnel Expense</i>					
6203	Training	250.00	3,516.00	3,000.00	3,000.00
6206	Uniform / Clothing	414.90	627.95	500.00	500.00
6209	Employee Physicals	.00	136.00	.00	.00
<i>Personnel Expense Totals</i>		\$3,044.90	\$7,009.95	\$6,700.00	\$6,700.00
<i>Occupancy</i>					
6413	Storage	377.88	393.91	600.00	600.00
<i>Occupancy Totals</i>		\$377.88	\$393.91	\$600.00	\$600.00
<i>Communication</i>					
6502	Cellular / Air Card Service	2,851.60	3,292.64	3,192.00	3,700.00
6504	Postage	21.66	13.56	200.00	200.00
<i>Communication Totals</i>		\$2,873.26	\$3,306.20	\$3,392.00	\$3,900.00
<i>Supplies and Minor Equipment</i>					
6601.1607	Supplies - Other	109.95	416.76	500.00	500.00
6602	Minor Equipment Purchases	.00	2,517.00	200.00	200.00
<i>Supplies and Minor Equipment Totals</i>		\$109.95	\$2,933.76	\$700.00	\$700.00
<i>Transportation</i>					
6750	Lodging and Meals	.00	.00	2,000.00	2,000.00
6751	Travel	511.09	3,349.95	3,000.00	3,000.00
<i>Transportation Totals</i>		\$511.09	\$3,349.95	\$5,000.00	\$5,000.00
<i>General Administration</i>					
7122	Other Expenses	.00	.00	1,500.00	1,500.00
7125	COVID-19 Expenses	1,062.14	.00	.00	.00
<i>General Administration Totals</i>		\$1,062.14	\$0.00	\$1,500.00	\$1,500.00
<i>Row Office Costs to General Fund</i>					
7201	Autopsies	243,428.00	303,957.00	225,000.00	275,000.00
<i>Row Office Costs to General Fund Totals</i>		\$243,428.00	\$303,957.00	\$225,000.00	\$275,000.00
<i>Public Service / Safety</i>					
7352	Ambulatory	11,965.00	11,842.50	12,000.00	12,000.00
7363.2350	Indigent / Unclaimed Burial	.00	4,250.00	3,825.00	4,500.00
<i>Public Service / Safety Totals</i>		\$11,965.00	\$16,092.50	\$15,825.00	\$16,500.00
Department 2410 - Coroner Totals		\$454,722.34	\$558,429.92	\$470,417.00	\$531,559.00



Budget Worksheet Report

Budget Year 2023

Account	Account Description	2020 Actual Amount	2021 Actual Amount	2022 Adopted Budget	2023 Final
Fund 100 - General					
EXPENSE					
Department 2415 - Jury Commission					
<i>Wages and Salaries</i>					
6006	Full Time Wages	62,971.15	6,268.41	.00	.00
<i>Wages and Salaries Totals</i>		\$62,971.15	\$6,268.41	\$0.00	\$0.00
<i>Premium Wages</i>					
6077	Contracted Sick & Vacation Buy Back	529.17	.00	.00	.00
<i>Premium Wages Totals</i>		\$529.17	\$0.00	\$0.00	\$0.00
<i>Fringe Benefits</i>					
6101	FICA	3,830.78	375.70	.00	.00
6102	Medicare	895.89	87.87	.00	.00
6104	Health	25,200.00	3,960.00	.00	.00
6105	Dental	1,060.71	151.53	.00	.00
6106	Vision	279.09	39.87	.00	.00
6107	Life	161.94	18.54	.00	.00
6108	Sick & Accident	309.67	48.10	.00	.00
<i>Fringe Benefits Totals</i>		\$31,738.08	\$4,681.61	\$0.00	\$0.00
<i>Fringe Benefits Other</i>					
6103	Retirement	6,502.06	6,569.59	.00	.00
6109	Workers Compensation	137.31	8.90	.00	.00
<i>Fringe Benefits Other Totals</i>		\$6,639.37	\$6,578.49	\$0.00	\$0.00
<i>Communication</i>					
6504	Postage	13,152.02	13,679.36	.00	.00
<i>Communication Totals</i>		\$13,152.02	\$13,679.36	\$0.00	\$0.00
<i>Supplies and Minor Equipment</i>					
6601.1607	Supplies - Other	2,197.81	3,967.14	.00	.00
6602	Minor Equipment Purchases	149.89	.00	.00	.00
6606	Maintenance Agreements	1,652.30	1,752.70	.00	.00
<i>Supplies and Minor Equipment Totals</i>		\$4,000.00	\$5,719.84	\$0.00	\$0.00
<i>Consultant / Contracted Services</i>					
6860	Misc Contracted Services	7,320.53	8,007.44	.00	.00
<i>Consultant / Contracted Services Totals</i>		\$7,320.53	\$8,007.44	\$0.00	\$0.00
<i>General Administration</i>					
7125	COVID-19 Expenses	393.20	.00	.00	.00
<i>General Administration Totals</i>		\$393.20	\$0.00	\$0.00	\$0.00
Department 2415 - Jury Commission Totals		\$126,743.52	\$44,935.15	\$0.00	\$0.00



Budget Worksheet Report

Budget Year 2023

Account	Account Description	2020 Actual Amount	2021 Actual Amount	2022 Adopted Budget	2023 Final
Fund 100 - General					
EXPENSE					
Department 2420 - District Attorney					
<i>Wages and Salaries</i>					
6005	Elected Officials	187,093.15	186,580.10	186,000.00	196,120.00
6006	Full Time Wages	1,683,512.93	1,803,529.76	1,812,800.00	1,860,048.00
6007	Part Time Wages	112,275.00	69,033.31	137,200.00	74,917.00
6008	Other Wages - Temp / Season / Etc	767.73	(760.00)	.00	.00
<i>Wages and Salaries Totals</i>		\$1,983,648.81	\$2,058,383.17	\$2,136,000.00	\$2,131,085.00
<i>Premium Wages</i>					
6077	Contracted Sick & Vacation Buy Back	29,775.64	19,301.85	20,000.00	20,000.00
6078	Lump Sum Longevity Pay	250.00	250.00	1,000.00	250.00
6079	On-Call & Call Out Pay	46,880.00	59,900.00	45,500.00	61,000.00
6080	Overtime	71,288.79	78,417.03	62,500.00	62,500.00
6081	Premium Pay	4,749.60	11,010.90	16,000.00	16,000.00
<i>Premium Wages Totals</i>		\$152,944.03	\$168,879.78	\$145,000.00	\$159,750.00
<i>Fringe Benefits</i>					
6101	FICA	127,327.56	131,831.76	132,407.00	139,785.00
6102	Medicare	30,394.20	31,372.27	30,966.00	32,692.00
6104	Health	358,822.49	399,746.88	443,520.00	396,000.00
6105	Dental	15,103.37	15,284.06	18,184.00	16,679.00
6106	Vision	3,973.94	4,021.80	4,785.00	4,147.00
6107	Life	2,484.27	1,999.69	2,225.00	2,225.00
6108	Sick & Accident	4,514.30	5,607.52	6,438.00	5,994.00
<i>Fringe Benefits Totals</i>		\$542,620.13	\$589,863.98	\$638,525.00	\$597,522.00
<i>Fringe Benefits Other</i>					
6103	Retirement	168,652.22	219,717.92	219,718.00	219,718.00
6109	Workers Compensation	52,321.46	41,356.69	47,802.00	47,802.00
6110	Unemployment Compensation	1,607.04	372.00	.00	.00
6111	Waiver of Health Insurance	11,422.62	8,076.60	9,000.00	9,000.00
<i>Fringe Benefits Other Totals</i>		\$234,003.34	\$269,523.21	\$276,520.00	\$276,520.00
<i>Personnel Expense</i>					
6201	Dues / Memberships	11,775.45	12,673.81	13,500.00	14,000.00
6202	Books and Subscriptions	21,636.23	21,585.05	22,400.00	23,000.00
6203	Training	11,541.12	11,887.89	13,100.00	14,000.00
6205	Outside Stenographers	3,040.50	3,578.75	3,000.00	3,000.00



Budget Worksheet Report

Budget Year 2023

Account	Account Description	2020 Actual Amount	2021 Actual Amount	2022 Adopted Budget	2023 Final
Fund 100 - General					
EXPENSE					
Department 2420 - District Attorney					
<i>Personnel Expense</i>					
6209	Employee Physicals	615.00	196.00	250.00	250.00
<i>Personnel Expense Totals</i>		\$48,608.30	\$49,921.50	\$52,250.00	\$54,250.00
<i>Communication</i>					
6502	Cellular / Air Card Service	5,514.03	5,545.12	5,500.00	5,500.00
6504	Postage	2,199.22	1,878.19	3,100.00	3,100.00
<i>Communication Totals</i>		\$7,713.25	\$7,423.31	\$8,600.00	\$8,600.00
<i>Supplies and Minor Equipment</i>					
6414.1404	Repairs & Maintenance - Equipment	1,682.50	4,414.29	3,000.00	3,000.00
6414.1405	Repairs & Maintenance - Vehicles	731.95	2,495.35	2,000.00	4,500.00
6601.1602	Supplies - Photo	.00	929.62	400.00	400.00
6601.1607	Supplies - Other	13,885.86	16,232.91	18,000.00	20,000.00
6602	Minor Equipment Purchases	14,009.03	16,803.51	15,000.00	15,000.00
6603	Equipment Rental	1,273.19	1,289.02	1,808.00	2,000.00
6604.1607	Minor Outlay - Computer Hardware	6,490.00	10,790.24	11,000.00	11,000.00
6604.1608	Minor Outlay - Computer Software	7,511.25	5,200.35	11,000.00	11,000.00
6605	Ammunition	2,000.00	2,500.00	3,000.00	3,000.00
<i>Supplies and Minor Equipment Totals</i>		\$47,583.78	\$60,655.29	\$65,208.00	\$69,900.00
<i>Transportation</i>					
6751	Travel	7,884.84	5,733.73	6,200.00	8,000.00
7557	Gasoline	7,735.44	10,851.23	8,000.00	11,000.00
<i>Transportation Totals</i>		\$15,620.28	\$16,584.96	\$14,200.00	\$19,000.00
<i>Consultant / Contracted Services</i>					
6853	Legal	(3,176.97)	(118.59)	2,000.00	6,000.00
6860	Misc Contracted Services	26,615.39	19,315.21	40,000.00	40,000.00
<i>Consultant / Contracted Services Totals</i>		\$23,438.42	\$19,196.62	\$42,000.00	\$46,000.00
<i>Debt Payments</i>					
7065	Principal Capital Lease	29,637.84	29,637.84	35,811.00	29,638.00
7066	Interest Capital Lease	11,755.20	11,755.20	15,235.00	11,756.00
<i>Debt Payments Totals</i>		\$41,393.04	\$41,393.04	\$51,046.00	\$41,394.00
<i>General Administration</i>					
7122	Other Expenses	9,216.59	11,712.63	9,200.00	185,000.00
7125	COVID-19 Expenses	526.53	.00	.00	.00
<i>General Administration Totals</i>		\$9,743.12	\$11,712.63	\$9,200.00	\$185,000.00



Budget Worksheet Report

Budget Year 2023

Account	Account Description	2020 Actual Amount	2021 Actual Amount	2022 Adopted Budget	2023 Final
Fund 100 - General					
EXPENSE					
Department 2420 - District Attorney					
<i>Judicial / Courts</i>					
7254	Detective Maintenance	499.99	949.00	500.00	500.00
7264	Witness Fees	.00	.00	500.00	1,000.00
7265	Witness Protection	3,300.00	.00	.00	.00
<i>Judicial / Courts Totals</i>		\$3,799.99	\$949.00	\$1,000.00	\$1,500.00
<i>Capital Outlay</i>					
7754	Capital Outlay - Equipment	60,950.00	.00	.00	.00
<i>Capital Outlay Totals</i>		\$60,950.00	\$0.00	\$0.00	\$0.00
Department 2420 - District Attorney Totals		\$3,172,066.49	\$3,294,486.49	\$3,439,549.00	\$3,590,521.00
Department 2421 - Emergency Service Unit (ESU)					
<i>Wages and Salaries</i>					
6008	Other Wages - Temp / Season / Etc	43,088.65	34,359.76	35,000.00	32,911.00
<i>Wages and Salaries Totals</i>		\$43,088.65	\$34,359.76	\$35,000.00	\$32,911.00
<i>Premium Wages</i>					
6080	Overtime	12,697.65	11,482.02	7,500.00	7,500.00
<i>Premium Wages Totals</i>		\$12,697.65	\$11,482.02	\$7,500.00	\$7,500.00
<i>Fringe Benefits</i>					
6101	FICA	2,586.33	2,204.19	2,170.00	2,015.00
6102	Medicare	604.94	515.54	508.00	472.00
6104	Health	659.99	1,695.32	.00	.00
6105	Dental	27.78	64.87	.00	.00
6106	Vision	7.32	17.06	.00	.00
6107	Life	5.13	9.27	.00	.00
6108	Sick & Accident	13.83	21.97	.00	.00
<i>Fringe Benefits Totals</i>		\$3,905.32	\$4,528.22	\$2,678.00	\$2,487.00
<i>Fringe Benefits Other</i>					
6103	Retirement	799.50	1,324.71	1,325.00	1,325.00
6109	Workers Compensation	2,378.13	1,810.00	2,037.00	2,037.00
<i>Fringe Benefits Other Totals</i>		\$3,177.63	\$3,134.71	\$3,362.00	\$3,362.00
<i>Personnel Expense</i>					
6202	Books and Subscriptions	.00	.00	200.00	800.00
6203	Training	732.50	375.00	4,000.00	7,200.00
<i>Personnel Expense Totals</i>		\$732.50	\$375.00	\$4,200.00	\$8,000.00



Budget Worksheet Report

Budget Year 2023

Account	Account Description	2020 Actual Amount	2021 Actual Amount	2022 Adopted Budget	2023 Final
Fund 100 - General					
EXPENSE					
Department 2421 - Emergency Service Unit (ESU)					
<i>Supplies and Minor Equipment</i>					
6414.1404	Repairs & Maintenance - Equipment	7,086.91	9,620.93	6,000.00	6,000.00
6601.1607	Supplies - Other	.00	263.76	2,000.00	4,840.00
6602	Minor Equipment Purchases	30,022.94	112,945.38	18,000.00	15,800.00
6605	Ammunition	8,389.85	13,049.54	11,500.00	16,978.00
<i>Supplies and Minor Equipment Totals</i>		\$45,499.70	\$135,879.61	\$37,500.00	\$43,618.00
Department 2421 - Emergency Service Unit (ESU)		\$109,101.45	\$189,759.32	\$90,240.00	\$97,878.00
Totals					
Department 2430 - Prothonotary					
<i>Wages and Salaries</i>					
6005	Elected Officials	69,599.95	70,236.73	69,885.00	74,218.00
6006	Full Time Wages	315,333.19	329,455.66	352,000.00	262,894.00
6007	Part Time Wages	19,049.29	6,740.34	5,800.00	10,500.00
6008	Other Wages - Temp / Season / Etc	13,789.67	15,834.21	16,600.00	16,600.00
<i>Wages and Salaries Totals</i>		\$417,772.10	\$422,266.94	\$444,285.00	\$364,212.00
<i>Premium Wages</i>					
6077	Contracted Sick & Vacation Buy Back	1,503.89	1,126.84	.00	.00
6080	Overtime	3,249.63	3,282.90	3,500.00	10,000.00
<i>Premium Wages Totals</i>		\$4,753.52	\$4,409.74	\$3,500.00	\$10,000.00
<i>Fringe Benefits</i>					
6101	FICA	25,880.28	25,872.16	27,545.00	23,202.00
6102	Medicare	6,052.67	6,050.73	6,442.00	5,427.00
6104	Health	116,124.14	133,320.00	142,560.00	95,040.00
6105	Dental	5,291.93	5,556.10	6,668.00	4,491.00
6106	Vision	1,392.40	1,461.90	1,755.00	1,117.00
6107	Life	872.08	704.52	816.00	520.00
6108	Sick & Accident	1,654.98	1,902.74	2,220.00	1,332.00
<i>Fringe Benefits Totals</i>		\$157,268.48	\$174,868.15	\$188,006.00	\$131,129.00
<i>Fringe Benefits Other</i>					
6103	Retirement	37,500.58	42,485.32	42,486.00	42,486.00
6109	Workers Compensation	788.10	522.20	899.00	899.00
6110	Unemployment Compensation	69.00	.00	.00	.00
6111	Waiver of Health Insurance	5,169.02	3,115.26	3,000.00	3,000.00



Budget Worksheet Report

Budget Year 2023

Account	Account Description	2020 Actual Amount	2021 Actual Amount	2022 Adopted Budget	2023 Final
Fund 100 - General					
EXPENSE					
Department 2430 - Prothonotary					
Fringe Benefits Other					
<i>Fringe Benefits Other Totals</i>		\$43,526.70	\$46,122.78	\$46,385.00	\$46,385.00
<i>Personnel Expense</i>					
6201	Dues / Memberships	325.00	1,075.00	750.00	.00
6202	Books and Subscriptions	250.00	.00	400.00	650.00
6209	Employee Physicals	185.00	285.50	272.00	275.00
6213	Background Checks	.00	91.70	92.00	100.00
<i>Personnel Expense Totals</i>		\$760.00	\$1,452.20	\$1,514.00	\$1,025.00
<i>Occupancy</i>					
6413	Storage	17,773.75	17,020.30	19,500.00	19,500.00
<i>Occupancy Totals</i>		\$17,773.75	\$17,020.30	\$19,500.00	\$19,500.00
<i>Communication</i>					
6504	Postage	9,188.34	10,020.18	13,000.00	14,000.00
<i>Communication Totals</i>		\$9,188.34	\$10,020.18	\$13,000.00	\$14,000.00
<i>Supplies and Minor Equipment</i>					
6414.1404	Repairs & Maintenance - Equipment	517.05	330.37	500.00	500.00
6601.1602	Supplies - Photo	601.55	679.80	2,763.00	2,700.00
6601.1607	Supplies - Other	14,165.79	12,193.63	13,245.00	13,500.00
6602	Minor Equipment Purchases	.00	897.52	4,000.00	4,000.00
6604.1608	Minor Outlay - Computer Software	2,196.52	.00	.00	.00
6606	Maintenance Agreements	7,744.00	8,029.92	15,000.00	15,000.00
<i>Supplies and Minor Equipment Totals</i>		\$25,224.91	\$22,131.24	\$35,508.00	\$35,700.00
<i>Transportation</i>					
6751	Travel	.00	1,872.29	2,000.00	2,100.00
<i>Transportation Totals</i>		\$0.00	\$1,872.29	\$2,000.00	\$2,100.00
<i>Debt Payments</i>					
7065	Principal Capital Lease	2,391.96	2,169.63	2,995.00	3,000.00
<i>Debt Payments Totals</i>		\$2,391.96	\$2,169.63	\$2,995.00	\$3,000.00
<i>General Administration</i>					
7122	Other Expenses	.00	33.62	1,100.00	1,100.00
7125	COVID-19 Expenses	531.91	.00	.00	.00
<i>General Administration Totals</i>		\$531.91	\$33.62	\$1,100.00	\$1,100.00
Department 2430 - Prothonotary Totals		\$679,191.67	\$702,367.07	\$757,793.00	\$628,151.00



Budget Worksheet Report

Budget Year 2023

Account	Account Description	2020 Actual Amount	2021 Actual Amount	2022 Adopted Budget	2023 Final
Fund 100 - General					
EXPENSE					
Department 2440 - Register of Wills					
<i>Wages and Salaries</i>					
6005	Elected Officials	71,664.41	71,484.35	69,885.00	74,218.00
6006	Full Time Wages	187,883.18	207,028.69	162,200.00	222,630.00
6007	Part Time Wages	10,681.85	8,240.63	5,913.00	6,135.00
6008	Other Wages - Temp / Season / Etc	10,685.08	.00	18,000.00	.00
<i>Wages and Salaries Totals</i>		\$280,914.52	\$286,753.67	\$255,998.00	\$302,983.00
<i>Premium Wages</i>					
6077	Contracted Sick & Vacation Buy Back	943.29	.00	.00	.00
6078	Lump Sum Longevity Pay	750.00	750.00	1,250.00	750.00
6080	Overtime	.00	4.95	.00	.00
<i>Premium Wages Totals</i>		\$1,693.29	\$754.95	\$1,250.00	\$750.00
<i>Fringe Benefits</i>					
6101	FICA	17,197.69	17,487.21	15,821.00	18,785.00
6102	Medicare	4,022.01	4,089.75	3,700.00	4,394.00
6104	Health	75,600.00	85,707.91	79,200.00	79,200.00
6105	Dental	3,586.21	3,885.75	3,637.00	3,850.00
6106	Vision	943.59	1,022.40	957.00	957.00
6107	Life	541.44	475.43	445.00	445.00
6108	Sick & Accident	935.43	1,219.71	1,110.00	1,110.00
<i>Fringe Benefits Totals</i>		\$102,826.37	\$113,888.16	\$104,870.00	\$108,741.00
<i>Fringe Benefits Other</i>					
6103	Retirement	24,147.73	28,270.48	28,271.00	28,271.00
6109	Workers Compensation	456.18	320.60	447.00	447.00
6110	Unemployment Compensation	127.68	.00	.00	.00
6111	Waiver of Health Insurance	2,076.84	2,999.88	3,000.00	3,000.00
<i>Fringe Benefits Other Totals</i>		\$26,808.43	\$31,590.96	\$31,718.00	\$31,718.00
<i>Personnel Expense</i>					
6201	Dues / Memberships	750.00	750.00	750.00	750.00
6202	Books and Subscriptions	50.00	50.00	50.00	60.00
6209	Employee Physicals	136.00	136.00	150.00	150.00
6213	Background Checks	.00	45.85	50.00	50.00
<i>Personnel Expense Totals</i>		\$936.00	\$981.85	\$1,000.00	\$1,010.00



Budget Worksheet Report

Budget Year 2023

Account	Account Description	2020 Actual Amount	2021 Actual Amount	2022 Adopted Budget	2023 Final
Fund 100 - General					
EXPENSE					
Department 2440 - Register of Wills					
Occupancy					
6413	Storage	5,671.36	5,743.62	6,000.00	6,000.00
<i>Occupancy Totals</i>		<u>\$5,671.36</u>	<u>\$5,743.62</u>	<u>\$6,000.00</u>	<u>\$6,000.00</u>
Communication					
6501	Telephone / Internet	30.09	83.25	150.00	150.00
6504	Postage	1,945.66	2,351.40	3,000.00	3,500.00
6506	Printing	1,867.44	2,546.08	2,800.00	2,800.00
6507	Advertising	12,629.00	13,837.92	14,000.00	16,000.00
<i>Communication Totals</i>		<u>\$16,472.19</u>	<u>\$18,818.65</u>	<u>\$19,950.00</u>	<u>\$22,450.00</u>
Supplies and Minor Equipment					
6414.1404	Repairs & Maintenance - Equipment	240.63	.00	500.00	500.00
6601.1607	Supplies - Other	2,582.72	1,881.73	2,900.00	2,900.00
6602	Minor Equipment Purchases	4,190.87	343.14	1,000.00	1,000.00
6606	Maintenance Agreements	14,523.26	14,752.99	21,800.00	20,000.00
<i>Supplies and Minor Equipment Totals</i>		<u>\$21,537.48</u>	<u>\$16,977.86</u>	<u>\$26,200.00</u>	<u>\$24,400.00</u>
Transportation					
6751	Travel	.00	2,833.74	5,000.00	5,000.00
<i>Transportation Totals</i>		<u>\$0.00</u>	<u>\$2,833.74</u>	<u>\$5,000.00</u>	<u>\$5,000.00</u>
Debt Payments					
7065	Principal Capital Lease	2,256.00	2,256.00	2,600.00	2,820.00
<i>Debt Payments Totals</i>		<u>\$2,256.00</u>	<u>\$2,256.00</u>	<u>\$2,600.00</u>	<u>\$2,820.00</u>
General Administration					
7125	COVID-19 Expenses	1,803.74	.00	.00	.00
<i>General Administration Totals</i>		<u>\$1,803.74</u>	<u>\$0.00</u>	<u>\$0.00</u>	<u>\$0.00</u>
Department 2440 - Register of Wills Totals		<u>\$460,919.38</u>	<u>\$480,599.46</u>	<u>\$454,586.00</u>	<u>\$505,872.00</u>
Department 2450 - Sheriff					
Wages and Salaries					
6005	Elected Officials	69,599.95	70,236.73	69,885.00	74,218.00
6006	Full Time Wages	1,888,379.07	1,853,126.66	1,872,700.00	2,009,165.00
6007	Part Time Wages	687,716.96	701,258.45	482,625.00	500,000.00
6008	Other Wages - Temp / Season / Etc	21,757.28	23,583.48	35,000.00	35,000.00
<i>Wages and Salaries Totals</i>		<u>\$2,667,453.26</u>	<u>\$2,648,205.32</u>	<u>\$2,460,210.00</u>	<u>\$2,618,383.00</u>
Premium Wages					
6077	Contracted Sick & Vacation Buy Back	9,807.15	8,186.11	10,000.00	10,000.00



Budget Worksheet Report

Budget Year 2023

Account	Account Description	2020 Actual Amount	2021 Actual Amount	2022 Adopted Budget	2023 Final
Fund 100 - General					
EXPENSE					
Department 2450 - Sheriff					
<i>Premium Wages</i>					
6078	Lump Sum Longevity Pay	250.00	250.00	1,000.00	250.00
6079	On-Call & Call Out Pay	16,793.11	21,034.96	15,600.00	20,800.00
6080	Overtime	188,421.54	185,916.21	245,000.00	200,000.00
6081	Premium Pay	17,692.45	9,920.52	27,000.00	7,500.00
<i>Premium Wages Totals</i>		\$232,964.25	\$225,307.80	\$298,600.00	\$238,550.00
<i>Fringe Benefits</i>					
6101	FICA	182,848.06	180,356.23	152,594.00	174,325.00
6102	Medicare	42,762.83	42,180.19	35,688.00	40,770.00
6104	Health	356,400.00	454,278.47	475,200.00	443,520.00
6105	Dental	13,789.23	13,267.18	22,427.00	15,397.00
6106	Vision	3,628.17	3,570.56	5,901.00	3,987.00
6107	Life	2,542.80	2,043.50	2,744.00	2,225.00
6108	Sick & Accident	5,108.78	5,954.49	7,992.00	8,880.00
<i>Fringe Benefits Totals</i>		\$607,079.87	\$701,650.62	\$702,546.00	\$689,104.00
<i>Fringe Benefits Other</i>					
6103	Retirement	212,766.29	299,298.97	299,299.00	299,299.00
6109	Workers Compensation	141,546.68	118,810.19	108,224.00	108,224.00
6110	Unemployment Compensation	2,437.11	10,354.51	.00	.00
6111	Waiver of Health Insurance	31,006.46	36,690.84	33,000.00	36,000.00
<i>Fringe Benefits Other Totals</i>		\$387,756.54	\$465,154.51	\$440,523.00	\$443,523.00
<i>Personnel Expense</i>					
6201	Dues / Memberships	1,851.45	1,294.45	.00	1,500.00
6202	Books and Subscriptions	15.50	50.00	.00	500.00
6203	Training	8,304.56	13,786.83	.00	18,000.00
6206	Uniform / Clothing	45,215.23	29,211.36	.00	45,000.00
6206.1000	Sheriff Related Equipment	2,090.47	4,284.82	.00	2,800.00
6209	Employee Physicals	3,474.00	944.00	1,500.00	1,500.00
<i>Personnel Expense Totals</i>		\$60,951.21	\$49,571.46	\$1,500.00	\$69,300.00
<i>Occupancy</i>					
6413	Storage	2,173.42	2,189.82	2,000.00	2,000.00
<i>Occupancy Totals</i>		\$2,173.42	\$2,189.82	\$2,000.00	\$2,000.00



Budget Worksheet Report

Budget Year 2023

Account	Account Description	2020 Actual Amount	2021 Actual Amount	2022 Adopted Budget	2023 Final
Fund 100 - General					
EXPENSE					
Department 2450 - Sheriff					
Communication					
6502	Cellular / Air Card Service	2,335.75	1,994.84	2,300.00	2,900.00
6504	Postage	4,090.00	3,272.06	3,000.00	5,000.00
<i>Communication Totals</i>		\$6,425.75	\$5,266.90	\$5,300.00	\$7,900.00
<i>Supplies and Minor Equipment</i>					
6414.1401	Repairs & Maintenance - Buildings	1,884.95	3,837.68	2,500.00	2,500.00
6414.1404	Repairs & Maintenance - Equipment	2,321.97	1,862.78	1,500.00	1,500.00
6414.1405	Repairs & Maintenance - Vehicles	18,213.44	20,341.21	18,000.00	15,000.00
6601.1607	Supplies - Other	9,061.98	12,226.98	12,000.00	12,000.00
6602	Minor Equipment Purchases	16,904.79	25,250.82	35,000.00	25,000.00
6604.1608	Minor Outlay - Computer Software	3,075.56	3,503.80	3,400.00	4,000.00
6606	Maintenance Agreements	5,725.07	12,035.45	9,000.00	9,000.00
<i>Supplies and Minor Equipment Totals</i>		\$57,187.76	\$79,058.72	\$81,400.00	\$69,000.00
<i>Transportation</i>					
6751	Travel	9,301.11	23,875.30	25,000.00	30,000.00
7557	Gasoline	22,822.72	27,355.83	30,000.00	40,000.00
<i>Transportation Totals</i>		\$32,123.83	\$51,231.13	\$55,000.00	\$70,000.00
<i>Consultant / Contracted Services</i>					
6854	Arbitrations	.00	7,394.50	.00	.00
6855	Computer Consultants Support	5,280.00	5,438.40	6,000.00	6,000.00
6860	Misc Contracted Services	9,482.00	9,765.00	10,000.00	10,400.00
6861	Medical Services	239.99	86.97	250.00	250.00
<i>Consultant / Contracted Services Totals</i>		\$15,001.99	\$22,684.87	\$16,250.00	\$16,650.00
<i>Debt Payments</i>					
7065	Principal Capital Lease	67,173.52	64,564.12	63,200.00	36,095.00
7066	Interest Capital Lease	6,389.83	8,999.23	11,500.00	7,881.00
<i>Debt Payments Totals</i>		\$73,563.35	\$73,563.35	\$74,700.00	\$43,976.00
<i>General Administration</i>					
7122	Other Expenses	22.66	7,000.00	1,500.00	1,500.00
7123	Grant Funded Project	5,038.19	3,447.58	5,000.00	.00
7125	COVID-19 Expenses	8,436.97	.00	.00	.00
<i>General Administration Totals</i>		\$13,497.82	\$10,447.58	\$6,500.00	\$1,500.00
<i>Capital Outlay</i>					
7751	Capital Outlay - Vehicles	.00	136,590.00	.00	.00



Budget Worksheet Report

Budget Year 2023

Account	Account Description	2020 Actual Amount	2021 Actual Amount	2022 Adopted Budget	2023 Final
Fund 100 - General					
EXPENSE					
Department 2450 - Sheriff					
Capital Outlay					
<i>Capital Outlay Totals</i>		\$0.00	\$136,590.00	\$0.00	\$0.00
Department 2450 - Sheriff Totals		\$4,156,179.05	\$4,470,922.08	\$4,144,529.00	\$4,269,886.00
Department 2460 - Court Administration					
Wages and Salaries					
6006	Full Time Wages	1,659,966.85	1,725,299.99	1,762,500.00	1,748,974.00
6007	Part Time Wages	38,267.12	68,125.57	80,000.00	93,611.00
6008	Other Wages - Temp / Season / Etc	75,626.58	84,594.99	100,000.00	88,122.00
<i>Wages and Salaries Totals</i>		\$1,773,860.55	\$1,878,020.55	\$1,942,500.00	\$1,930,707.00
Premium Wages					
6077	Contracted Sick & Vacation Buy Back	16,785.95	13,394.72	17,000.00	17,000.00
6078	Lump Sum Longevity Pay	3,750.00	3,750.00	4,000.00	3,750.00
6080	Overtime	.59	5.79	250.00	250.00
6081	Premium Pay	40,005.91	60,191.26	60,000.00	80,000.00
<i>Premium Wages Totals</i>		\$60,542.45	\$77,341.77	\$81,250.00	\$101,000.00
Fringe Benefits					
6101	FICA	111,087.72	118,484.72	120,430.00	119,720.00
6102	Medicare	25,980.31	27,710.18	28,165.00	27,999.00
6104	Health	422,725.51	478,263.91	479,040.00	443,520.00
6105	Dental	18,803.43	19,513.06	21,821.00	19,246.00
6106	Vision	4,827.88	5,041.17	5,742.00	4,785.00
6107	Life	2,952.11	2,504.86	2,670.00	2,448.00
6108	Sick & Accident	6,376.49	7,561.60	7,992.00	7,548.00
<i>Fringe Benefits Totals</i>		\$592,753.45	\$659,079.50	\$665,860.00	\$625,266.00
Fringe Benefits Other					
6103	Retirement	152,469.20	181,736.72	181,737.00	181,737.00
6109	Workers Compensation	4,164.78	2,799.64	4,662.00	4,662.00
6110	Unemployment Compensation	1,735.56	8,344.00	.00	.00
6111	Waiver of Health Insurance	5,307.48	7,268.94	6,000.00	18,000.00
<i>Fringe Benefits Other Totals</i>		\$163,677.02	\$200,149.30	\$192,399.00	\$204,399.00
Personnel Expense					
6201	Dues / Memberships	4,245.00	4,395.00	6,000.00	6,000.00



Budget Worksheet Report

Budget Year 2023

Account	Account Description	2020 Actual Amount	2021 Actual Amount	2022 Adopted Budget	2023 Final
Fund 100 - General					
EXPENSE					
Department 2460 - Court Administration					
<i>Personnel Expense</i>					
6202	Books and Subscriptions	38,818.37	36,551.50	43,000.00	43,000.00
6203	Training	1,768.12	.00	1,500.00	1,500.00
6205	Outside Stenographers	3,251.25	299.75	10,000.00	8,000.00
6209	Employee Physicals	1,197.00	1,197.00	1,200.00	1,200.00
<i>Personnel Expense Totals</i>		<u>\$49,279.74</u>	<u>\$42,443.25</u>	<u>\$61,700.00</u>	<u>\$59,700.00</u>
<i>Occupancy</i>					
6403	Custodial Services	19,240.00	17,760.00	18,000.00	22,000.00
6413	Storage	33.24	33.24	100.00	100.00
<i>Occupancy Totals</i>		<u>\$19,273.24</u>	<u>\$17,793.24</u>	<u>\$18,100.00</u>	<u>\$22,100.00</u>
<i>Communication</i>					
6501	Telephone / Internet	.00	2,065.84	500.00	550.00
6504	Postage	8,875.77	6,877.82	30,000.00	30,000.00
6507	Advertising	191.00	219.25	1,200.00	1,000.00
<i>Communication Totals</i>		<u>\$9,066.77</u>	<u>\$9,162.91</u>	<u>\$31,700.00</u>	<u>\$31,550.00</u>
<i>Supplies and Minor Equipment</i>					
6414.1404	Repairs & Maintenance - Equipment	22,159.18	15,784.53	23,000.00	15,000.00
6601.1607	Supplies - Other	28,022.47	26,644.32	37,000.00	37,000.00
6602	Minor Equipment Purchases	6,335.73	5,989.80	12,000.00	12,000.00
6603	Equipment Rental	4,856.00	4,884.00	5,000.00	5,000.00
6604.1608	Minor Outlay - Computer Software	2,250.64	2,825.69	2,500.00	3,000.00
6606	Maintenance Agreements	.00	.00	1,900.00	12,000.00
<i>Supplies and Minor Equipment Totals</i>		<u>\$63,624.02</u>	<u>\$56,128.34</u>	<u>\$81,400.00</u>	<u>\$84,000.00</u>
<i>Transportation</i>					
6751	Travel	1,137.13	2,888.43	10,000.00	10,000.00
<i>Transportation Totals</i>		<u>\$1,137.13</u>	<u>\$2,888.43</u>	<u>\$10,000.00</u>	<u>\$10,000.00</u>
<i>Consultant / Contracted Services</i>					
6853	Legal	80,769.41	114,096.76	150,000.00	150,000.00
6854	Arbitrations	17,250.00	19,500.00	22,000.00	22,000.00
6855	Computer Consultants Support	1,920.00	1,977.60	2,100.00	2,200.00
6860	Misc Contracted Services	306,915.96	347,552.96	318,000.00	350,000.00
<i>Consultant / Contracted Services Totals</i>		<u>\$406,855.37</u>	<u>\$483,127.32</u>	<u>\$492,100.00</u>	<u>\$524,200.00</u>



Budget Worksheet Report

Budget Year 2023

Account	Account Description	2020 Actual Amount	2021 Actual Amount	2022 Adopted Budget	2023 Final
Fund 100 - General					
EXPENSE					
Department 2460 - Court Administration					
General Administration					
7122	Other Expenses	1,026.90	626.00	1,000.00	1,000.00
7125	COVID-19 Expenses	30,068.25	975.00	.00	.00
<i>General Administration Totals</i>		\$31,095.15	\$1,601.00	\$1,000.00	\$1,000.00
Judicial / Courts					
7258	Jury Expenses	32,243.60	42,053.73	70,000.00	70,000.00
<i>Judicial / Courts Totals</i>		\$32,243.60	\$42,053.73	\$70,000.00	\$70,000.00
Department 2460 - Court Administration Totals		\$3,203,408.49	\$3,469,789.34	\$3,648,009.00	\$3,663,922.00
Department 2465 - District Court					
Sub-Department 016 - MDJ 36-1-01 (Ambridge)					
Wages and Salaries					
6006	Full Time Wages	107,721.64	107,967.85	104,800.00	116,080.00
<i>Wages and Salaries Totals</i>		\$107,721.64	\$107,967.85	\$104,800.00	\$116,080.00
Premium Wages					
6077	Contracted Sick & Vacation Buy Back	1,491.49	1,505.70	1,000.00	1,000.00
6079	On-Call & Call Out Pay	9,216.34	10,396.28	10,000.00	12,000.00
6080	Overtime	14.68	.00	300.00	500.00
<i>Premium Wages Totals</i>		\$10,722.51	\$11,901.98	\$11,300.00	\$13,500.00
Fringe Benefits					
6101	FICA	7,153.24	7,214.36	7,200.00	7,972.00
6102	Medicare	1,672.94	1,687.24	1,662.00	1,865.00
6104	Health	43,200.00	47,520.00	47,520.00	47,520.00
6105	Dental	1,818.36	1,818.36	1,819.00	1,925.00
6106	Vision	478.44	478.44	479.00	479.00
6107	Life	270.72	222.48	223.00	223.00
6108	Sick & Accident	556.79	671.55	667.00	666.00
<i>Fringe Benefits Totals</i>		\$55,150.49	\$59,612.43	\$59,570.00	\$60,650.00
Fringe Benefits Other					
6103	Retirement	9,999.79	12,201.33	12,202.00	12,202.00
6109	Workers Compensation	250.96	160.69	260.00	260.00
<i>Fringe Benefits Other Totals</i>		\$10,250.75	\$12,362.02	\$12,462.00	\$12,462.00
Personnel Expense					
6202	Books and Subscriptions	270.00	288.00	500.00	500.00
6209	Employee Physicals	.00	.00	150.00	150.00



Budget Worksheet Report

Budget Year 2023

Account	Account Description	2020 Actual Amount	2021 Actual Amount	2022 Adopted Budget	2023 Final
Fund 100 - General					
EXPENSE					
Department 2465 - District Court					
Sub-Department 016 - MDJ 36-1-01 (Ambridge)					
Personnel Expense					
<i>Personnel Expense Totals</i>		\$270.00	\$288.00	\$650.00	\$650.00
<i>Occupancy</i>					
6403	Custodial Services	8,760.00	8,906.00	9,650.00	8,440.00
6405	Electric	2,795.09	2,320.47	2,800.00	2,800.00
6406	Gas	1,462.59	1,520.06	1,800.00	2,000.00
6407	Water	524.08	474.10	600.00	600.00
6408	Sewage	596.76	581.93	650.00	650.00
6409	Rubbish Removal	541.73	802.24	650.00	650.00
<i>Occupancy Totals</i>		\$14,680.25	\$14,604.80	\$16,150.00	\$15,140.00
<i>Communication</i>					
6501	Telephone / Internet	1,141.37	1,740.12	1,800.00	1,800.00
6502	Cellular / Air Card Service	580.26	989.28	1,020.00	1,200.00
6503	Data Circuits	3,473.76	3,473.76	3,480.00	3,480.00
6504	Postage	5,929.25	7,183.49	9,000.00	9,000.00
<i>Communication Totals</i>		\$11,124.64	\$13,386.65	\$15,300.00	\$15,480.00
<i>Supplies and Minor Equipment</i>					
6414.1404	Repairs & Maintenance - Equipment	266.00	.00	500.00	500.00
6601.1607	Supplies - Other	4,427.17	3,825.72	5,000.00	5,000.00
6602	Minor Equipment Purchases	367.94	.00	500.00	500.00
6603	Equipment Rental	765.00	1,005.00	1,700.00	1,500.00
6606	Maintenance Agreements	330.00	360.00	500.00	500.00
<i>Supplies and Minor Equipment Totals</i>		\$6,156.11	\$5,190.72	\$8,200.00	\$8,000.00
<i>Transportation</i>					
6751	Travel	149.34	208.65	1,000.00	1,000.00
<i>Transportation Totals</i>		\$149.34	\$208.65	\$1,000.00	\$1,000.00
<i>Debt Payments</i>					
7065	Principal Capital Lease	650.40	813.00	.00	651.00
<i>Debt Payments Totals</i>		\$650.40	\$813.00	\$0.00	\$651.00
Sub-Department 016 - MDJ 36-1-01 (Ambridge)		\$216,876.13	\$226,336.10	\$229,432.00	\$243,613.00
Totals					



Budget Worksheet Report

Budget Year 2023

Account	Account Description	2020 Actual Amount	2021 Actual Amount	2022 Adopted Budget	2023 Final
Fund 100 - General					
EXPENSE					
Department 2465 - District Court					
Sub-Department 017 - MDJ 36-3-02 (Chippewa)					
<i>Wages and Salaries</i>					
6006	Full Time Wages	112,904.24	109,898.96	84,700.00	105,927.00
<i>Wages and Salaries Totals</i>		\$112,904.24	\$109,898.96	\$84,700.00	\$105,927.00
<i>Premium Wages</i>					
6077	Contracted Sick & Vacation Buy Back	605.99	156.80	1,000.00	1,000.00
6079	On-Call & Call Out Pay	5,610.66	4,279.86	10,000.00	12,000.00
6080	Overtime	2.66	.00	300.00	500.00
<i>Premium Wages Totals</i>		\$6,219.31	\$4,436.66	\$11,300.00	\$13,500.00
<i>Fringe Benefits</i>					
6101	FICA	7,186.45	6,878.64	5,859.00	7,343.00
6102	Medicare	1,680.72	1,608.70	1,371.00	1,718.00
6104	Health	43,200.00	47,271.45	47,520.00	47,520.00
6105	Dental	1,818.36	1,808.85	1,819.00	1,925.00
6106	Vision	478.44	475.94	479.00	479.00
6107	Life	270.72	221.32	223.00	223.00
6108	Sick & Accident	560.28	668.07	667.00	666.00
<i>Fringe Benefits Totals</i>		\$55,194.97	\$58,932.97	\$57,938.00	\$59,874.00
<i>Fringe Benefits Other</i>					
6103	Retirement	11,506.70	12,364.59	12,365.00	12,365.00
6109	Workers Compensation	265.68	157.52	270.00	270.00
<i>Fringe Benefits Other Totals</i>		\$11,772.38	\$12,522.11	\$12,635.00	\$12,635.00
<i>Personnel Expense</i>					
6202	Books and Subscriptions	357.00	375.00	500.00	500.00
6209	Employee Physicals	.00	.00	150.00	150.00
<i>Personnel Expense Totals</i>		\$357.00	\$375.00	\$650.00	\$650.00
<i>Occupancy</i>					
6403	Custodial Services	8,760.00	8,906.00	9,650.00	8,440.00
6405	Electric	2,467.79	1,937.22	2,600.00	2,600.00
6406	Gas	1,180.39	1,550.90	1,500.00	1,700.00
6407	Water	.00	.00	400.00	400.00
6409	Rubbish Removal	590.58	608.22	650.00	650.00
<i>Occupancy Totals</i>		\$12,998.76	\$13,002.34	\$14,800.00	\$13,790.00



Budget Worksheet Report

Budget Year 2023

Account	Account Description	2020 Actual Amount	2021 Actual Amount	2022 Adopted Budget	2023 Final
Fund 100 - General					
EXPENSE					
Department 2465 - District Court					
Sub-Department 017 - MDJ 36-3-02 (Chippewa)					
<i>Communication</i>					
6501	Telephone / Internet	1,660.89	2,446.67	2,000.00	2,400.00
6502	Cellular / Air Card Service	571.61	465.62	600.00	600.00
6503	Data Circuits	3,473.76	3,473.76	3,480.00	3,480.00
6504	Postage	9,290.10	6,922.19	10,000.00	9,000.00
<i>Communication Totals</i>		\$14,996.36	\$13,308.24	\$16,080.00	\$15,480.00
<i>Supplies and Minor Equipment</i>					
6414.1404	Repairs & Maintenance - Equipment	278.53	.00	500.00	500.00
6601.1607	Supplies - Other	5,185.04	5,071.28	6,000.00	6,000.00
6602	Minor Equipment Purchases	82.60	.00	500.00	500.00
6603	Equipment Rental	597.50	769.74	1,500.00	1,500.00
6606	Maintenance Agreements	330.00	360.00	500.00	500.00
<i>Supplies and Minor Equipment Totals</i>		\$6,473.67	\$6,201.02	\$9,000.00	\$9,000.00
<i>Transportation</i>					
6751	Travel	292.32	705.08	500.00	1,000.00
<i>Transportation Totals</i>		\$292.32	\$705.08	\$500.00	\$1,000.00
<i>Debt Payments</i>					
7065	Principal Capital Lease	650.40	650.40	.00	651.00
<i>Debt Payments Totals</i>		\$650.40	\$650.40	\$0.00	\$651.00
<i>General Administration</i>					
7125	COVID-19 Expenses	685.94	.00	.00	.00
<i>General Administration Totals</i>		\$685.94	\$0.00	\$0.00	\$0.00
Sub-Department 017 - MDJ 36-3-02 (Chippewa)		\$222,545.35	\$220,032.78	\$207,603.00	\$232,507.00
Totals					
Sub-Department 018 - MDJ 36-2-01 (Freedom)					
<i>Wages and Salaries</i>					
6006	Full Time Wages	125,366.23	76,323.82	111,000.00	94,899.00
<i>Wages and Salaries Totals</i>		\$125,366.23	\$76,323.82	\$111,000.00	\$94,899.00
<i>Premium Wages</i>					
6077	Contracted Sick & Vacation Buy Back	1,073.38	300.02	1,000.00	1,000.00
6079	On-Call & Call Out Pay	9,658.68	9,722.52	10,000.00	12,000.00
6080	Overtime	770.87	1,668.24	300.00	500.00
<i>Premium Wages Totals</i>		\$11,502.93	\$11,690.78	\$11,300.00	\$13,500.00



Budget Worksheet Report

Budget Year 2023

Account	Account Description	2020 Actual Amount	2021 Actual Amount	2022 Adopted Budget	2023 Final
Fund 100 - General					
EXPENSE					
Department 2465 - District Court					
Sub-Department 018 - MDJ 36-2-01 (Freedom)					
<i>Fringe Benefits</i>					
6101	FICA	8,291.24	5,427.70	7,500.00	6,690.00
6102	Medicare	1,939.06	1,269.35	1,752.00	1,565.00
6104	Health	48,000.00	39,600.00	47,520.00	31,680.00
6105	Dental	2,020.40	1,767.85	2,425.00	1,925.00
6106	Vision	531.60	465.15	638.00	479.00
6107	Life	311.52	216.30	297.00	223.00
6108	Sick & Accident	592.25	662.30	888.00	666.00
<i>Fringe Benefits Totals</i>		\$61,686.07	\$49,408.65	\$61,020.00	\$43,228.00
<i>Fringe Benefits Other</i>					
6103	Retirement	13,357.51	14,167.17	14,168.00	14,168.00
6109	Workers Compensation	271.11	116.80	270.00	270.00
6111	Waiver of Health Insurance	.00	1,499.94	.00	3,000.00
<i>Fringe Benefits Other Totals</i>		\$13,628.62	\$15,783.91	\$14,438.00	\$17,438.00
<i>Personnel Expense</i>					
6202	Books and Subscriptions	220.00	349.95	500.00	500.00
6209	Employee Physicals	87.00	136.00	150.00	150.00
<i>Personnel Expense Totals</i>		\$307.00	\$485.95	\$650.00	\$650.00
<i>Occupancy</i>					
6403	Custodial Services	8,760.00	8,906.00	9,650.00	8,440.00
6405	Electric	2,961.69	2,431.22	3,400.00	3,200.00
6406	Gas	904.92	2,166.30	1,800.00	2,000.00
6407	Water	475.92	465.69	500.00	600.00
6408	Sewage	936.20	994.20	1,000.00	1,000.00
6409	Rubbish Removal	590.58	608.22	650.00	700.00
<i>Occupancy Totals</i>		\$14,629.31	\$15,571.63	\$17,000.00	\$15,940.00
<i>Communication</i>					
6501	Telephone / Internet	1,028.10	1,529.88	1,500.00	1,500.00
6502	Cellular / Air Card Service	580.26	1,176.94	1,000.00	1,100.00
6503	Data Circuits	3,473.76	3,473.76	3,480.00	3,480.00
6504	Postage	6,598.85	9,478.01	10,000.00	10,000.00
<i>Communication Totals</i>		\$11,680.97	\$15,658.59	\$15,980.00	\$16,080.00



Budget Worksheet Report

Budget Year 2023

Account	Account Description	2020 Actual Amount	2021 Actual Amount	2022 Adopted Budget	2023 Final
Fund 100 - General					
EXPENSE					
Department 2465 - District Court					
Sub-Department 018 - MDJ 36-2-01 (Freedom)					
<i>Supplies and Minor Equipment</i>					
6414.1404	Repairs & Maintenance - Equipment	355.50	.00	500.00	500.00
6601.1607	Supplies - Other	4,493.83	6,400.38	7,500.00	7,500.00
6602	Minor Equipment Purchases	159.94	.00	500.00	500.00
6603	Equipment Rental	.00	.00	800.00	600.00
6606	Maintenance Agreements	911.70	888.00	1,000.00	1,100.00
<i>Supplies and Minor Equipment Totals</i>		\$5,920.97	\$7,288.38	\$10,300.00	\$10,200.00
<i>Transportation</i>					
6751	Travel	187.92	1,236.12	2,000.00	2,000.00
<i>Transportation Totals</i>		\$187.92	\$1,236.12	\$2,000.00	\$2,000.00
<i>Debt Payments</i>					
7065	Principal Capital Lease	650.40	650.40	.00	651.00
<i>Debt Payments Totals</i>		\$650.40	\$650.40	\$0.00	\$651.00
Sub-Department 018 - MDJ 36-2-01 (Freedom)		\$245,560.42	\$194,098.23	\$243,688.00	\$214,586.00
Totals					
Sub-Department 019 - MDJ 36-3-03 (Center)					
<i>Wages and Salaries</i>					
6006	Full Time Wages	178,282.42	150,182.30	173,400.00	120,994.00
<i>Wages and Salaries Totals</i>		\$178,282.42	\$150,182.30	\$173,400.00	\$120,994.00
<i>Premium Wages</i>					
6077	Contracted Sick & Vacation Buy Back	3,567.28	1,737.26	1,000.00	1,000.00
6079	On-Call & Call Out Pay	8,369.59	7,302.60	10,000.00	12,000.00
6080	Overtime	5.01	.00	300.00	500.00
<i>Premium Wages Totals</i>		\$11,941.88	\$9,039.86	\$11,300.00	\$13,500.00
<i>Fringe Benefits</i>					
6101	FICA	11,481.32	9,578.76	11,400.00	8,277.00
6102	Medicare	2,685.12	2,240.20	2,657.00	1,936.00
6104	Health	57,600.00	56,760.00	59,520.00	31,680.00
6105	Dental	2,424.48	2,171.93	2,425.00	1,284.00
6106	Vision	637.92	571.47	638.00	319.00
6107	Life	360.96	265.74	297.00	149.00
6108	Sick & Accident	766.94	793.65	888.00	444.00
<i>Fringe Benefits Totals</i>		\$75,956.74	\$72,381.75	\$77,825.00	\$44,089.00



Budget Worksheet Report

Budget Year 2023

Account	Account Description	2020 Actual Amount	2021 Actual Amount	2022 Adopted Budget	2023 Final
Fund 100 - General					
EXPENSE					
Department 2465 - District Court					
Sub-Department 019 - MDJ 36-3-03 (Center)					
<i>Fringe Benefits Other</i>					
6103	Retirement	16,192.47	19,473.38	19,474.00	19,474.00
6109	Workers Compensation	409.40	218.66	420.00	420.00
<i>Fringe Benefits Other Totals</i>		\$16,601.87	\$19,692.04	\$19,894.00	\$19,894.00
<i>Personnel Expense</i>					
6202	Books and Subscriptions	391.03	233.90	500.00	500.00
6209	Employee Physicals	.00	.00	150.00	300.00
<i>Personnel Expense Totals</i>		\$391.03	\$233.90	\$650.00	\$800.00
<i>Occupancy</i>					
6401	Rent	3,600.00	3,600.00	3,600.00	3,600.00
6403	Custodial Services	8,760.00	9,195.48	9,650.00	8,440.00
6405	Electric	2,799.72	2,394.94	3,000.00	2,500.00
6406	Gas	1,700.26	2,685.51	2,200.00	2,400.00
6407	Water	620.10	524.70	650.00	650.00
6408	Sewage	471.25	398.75	500.00	500.00
<i>Occupancy Totals</i>		\$17,951.33	\$18,799.38	\$19,600.00	\$18,090.00
<i>Communication</i>					
6501	Telephone / Internet	1,334.60	1,702.75	1,500.00	1,500.00
6502	Cellular / Air Card Service	.00	510.31	500.00	550.00
6503	Data Circuits	3,473.76	3,184.28	3,480.00	3,480.00
6504	Postage	12,742.70	9,019.96	15,000.00	12,500.00
<i>Communication Totals</i>		\$17,551.06	\$14,417.30	\$20,480.00	\$18,030.00
<i>Supplies and Minor Equipment</i>					
6414.1404	Repairs & Maintenance - Equipment	416.00	282.00	500.00	500.00
6601.1607	Supplies - Other	8,181.35	7,159.14	9,000.00	8,500.00
6602	Minor Equipment Purchases	69.95	.00	500.00	500.00
6603	Equipment Rental	486.00	565.00	1,500.00	1,500.00
6606	Maintenance Agreements	405.00	360.00	500.00	500.00
<i>Supplies and Minor Equipment Totals</i>		\$9,558.30	\$8,366.14	\$12,000.00	\$11,500.00
<i>Transportation</i>					
6751	Travel	316.25	348.59	800.00	800.00
<i>Transportation Totals</i>		\$316.25	\$348.59	\$800.00	\$800.00



Budget Worksheet Report

Budget Year 2023

Account	Account Description	2020 Actual Amount	2021 Actual Amount	2022 Adopted Budget	2023 Final
Fund 100 - General					
EXPENSE					
Department 2465 - District Court					
Sub-Department 019 - MDJ 36-3-03 (Center)					
<i>Debt Payments</i>					
7065	Principal Capital Lease	650.40	650.40	.00	651.00
	<i>Debt Payments Totals</i>	<u>\$650.40</u>	<u>\$650.40</u>	<u>\$0.00</u>	<u>\$651.00</u>
<i>General Administration</i>					
7118	Bank Charges / Bank Interest	.00	66.10	.00	.00
	<i>General Administration Totals</i>	<u>\$0.00</u>	<u>\$66.10</u>	<u>\$0.00</u>	<u>\$0.00</u>
Sub-Department 019 - MDJ 36-3-03 (Center) Totals					
Sub-Department 020 - MDJ 36-3-04 (Hopewell)					
<i>Wages and Salaries</i>					
6006	Full Time Wages	100,127.26	104,474.55	95,700.00	102,691.00
	<i>Wages and Salaries Totals</i>	<u>\$100,127.26</u>	<u>\$104,474.55</u>	<u>\$95,700.00</u>	<u>\$102,691.00</u>
<i>Premium Wages</i>					
6077	Contracted Sick & Vacation Buy Back	.00	.00	1,000.00	1,000.00
6079	On-Call & Call Out Pay	5,566.51	.00	10,000.00	12,000.00
6080	Overtime	45.38	.00	300.00	500.00
	<i>Premium Wages Totals</i>	<u>\$5,611.89</u>	<u>\$0.00</u>	<u>\$11,300.00</u>	<u>\$13,500.00</u>
<i>Fringe Benefits</i>					
6101	FICA	6,383.05	6,288.59	6,600.00	7,142.00
6102	Medicare	1,492.82	1,470.71	1,530.00	1,671.00
6104	Health	43,200.00	45,128.55	47,520.00	47,520.00
6105	Dental	1,818.36	1,726.85	1,819.00	1,925.00
6106	Vision	478.44	454.36	479.00	479.00
6107	Life	270.72	211.28	223.00	223.00
6108	Sick & Accident	549.73	638.03	667.00	666.00
	<i>Fringe Benefits Totals</i>	<u>\$54,193.12</u>	<u>\$55,918.37</u>	<u>\$58,838.00</u>	<u>\$59,626.00</u>
<i>Fringe Benefits Other</i>					
6103	Retirement	11,629.82	11,031.45	12,957.00	12,957.00
6109	Workers Compensation	230.70	156.19	230.00	230.00
	<i>Fringe Benefits Other Totals</i>	<u>\$11,860.52</u>	<u>\$11,187.64</u>	<u>\$13,187.00</u>	<u>\$13,187.00</u>
<i>Personnel Expense</i>					
6202	Books and Subscriptions	348.79	371.79	500.00	500.00
6209	Employee Physicals	136.00	136.00	150.00	150.00
	<i>Personnel Expense Totals</i>	<u>\$484.79</u>	<u>\$507.79</u>	<u>\$650.00</u>	<u>\$650.00</u>



Budget Worksheet Report

Budget Year 2023

Account	Account Description	2020 Actual Amount	2021 Actual Amount	2022 Adopted Budget	2023 Final
Fund 100 - General					
EXPENSE					
Department 2465 - District Court					
Sub-Department 020 - MDJ 36-3-04 (Hopewell)					
<i>Occupancy</i>					
6403	Custodial Services	8,760.00	8,906.00	9,650.00	8,440.00
6405	Electric	3,194.76	2,121.33	3,000.00	2,800.00
6406	Gas	586.88	1,549.66	1,800.00	1,800.00
6407	Water	360.99	610.43	750.00	750.00
6408	Sewage	531.38	774.66	750.00	750.00
6409	Rubbish Removal	590.58	608.22	650.00	650.00
<i>Occupancy Totals</i>		\$14,024.59	\$14,570.30	\$16,600.00	\$15,190.00
<i>Communication</i>					
6501	Telephone / Internet	1,331.37	1,585.32	1,650.00	1,700.00
6502	Cellular / Air Card Service	290.13	493.80	600.00	600.00
6503	Data Circuits	3,473.76	3,473.76	3,480.00	3,480.00
6504	Postage	9,804.95	6,430.21	11,000.00	10,000.00
<i>Communication Totals</i>		\$14,900.21	\$11,983.09	\$16,730.00	\$15,780.00
<i>Supplies and Minor Equipment</i>					
6414.1404	Repairs & Maintenance - Equipment	75.00	205.00	500.00	500.00
6601.1607	Supplies - Other	3,689.84	4,520.33	6,000.00	6,000.00
6602	Minor Equipment Purchases	.00	.00	500.00	500.00
6603	Equipment Rental	850.00	990.00	1,500.00	1,500.00
6606	Maintenance Agreements	432.77	360.00	500.00	800.00
<i>Supplies and Minor Equipment Totals</i>		\$5,047.61	\$6,075.33	\$9,000.00	\$9,300.00
<i>Transportation</i>					
6751	Travel	1,024.68	1,239.48	1,000.00	1,500.00
<i>Transportation Totals</i>		\$1,024.68	\$1,239.48	\$1,000.00	\$1,500.00
<i>Debt Payments</i>					
7065	Principal Capital Lease	650.40	650.40	.00	651.00
<i>Debt Payments Totals</i>		\$650.40	\$650.40	\$0.00	\$651.00
Sub-Department 020 - MDJ 36-3-04 (Hopewell)		\$207,925.07	\$206,606.95	\$223,005.00	\$232,075.00
Totals					
Sub-Department 021 - MDJ 36-1-02 (Beaver Falls)					
<i>Wages and Salaries</i>					
6006	Full Time Wages	138,512.71	113,263.59	114,100.00	144,579.00
<i>Wages and Salaries Totals</i>		\$138,512.71	\$113,263.59	\$114,100.00	\$144,579.00



Budget Worksheet Report

Budget Year 2023

Account	Account Description	2020 Actual Amount	2021 Actual Amount	2022 Adopted Budget	2023 Final
Fund 100 - General					
EXPENSE					
Department 2465 - District Court					
Sub-Department 021 - MDJ 36-1-02 (Beaver Falls)					
<i>Premium Wages</i>					
6077	Contracted Sick & Vacation Buy Back	939.41	404.51	1,000.00	1,000.00
6079	On-Call & Call Out Pay	5,805.11	6,112.19	10,000.00	12,000.00
6080	Overtime	258.08	54.34	300.00	500.00
	<i>Premium Wages Totals</i>	<u>\$7,002.60</u>	<u>\$6,571.04</u>	<u>\$11,300.00</u>	<u>\$13,500.00</u>
<i>Fringe Benefits</i>					
6101	FICA	8,789.41	7,237.24	7,700.00	9,739.00
6102	Medicare	2,053.60	1,692.59	1,797.00	2,278.00
6104	Health	52,800.00	44,880.00	47,520.00	31,680.00
6105	Dental	2,222.44	1,818.36	1,819.00	1,925.00
6106	Vision	584.76	478.44	479.00	479.00
6107	Life	342.42	222.48	223.00	297.00
6108	Sick & Accident	686.62	673.40	667.00	666.00
	<i>Fringe Benefits Totals</i>	<u>\$67,479.25</u>	<u>\$57,002.51</u>	<u>\$60,205.00</u>	<u>\$47,064.00</u>
<i>Fringe Benefits Other</i>					
6103	Retirement	12,626.50	15,083.18	15,084.00	15,084.00
6109	Workers Compensation	316.65	169.57	300.00	300.00
6110	Unemployment Compensation	49.44	.00	.00	.00
6111	Waiver of Health Insurance	.00	.00	.00	300.00
	<i>Fringe Benefits Other Totals</i>	<u>\$12,992.59</u>	<u>\$15,252.75</u>	<u>\$15,384.00</u>	<u>\$15,684.00</u>
<i>Personnel Expense</i>					
6202	Books and Subscriptions	50.00	50.00	500.00	500.00
6209	Employee Physicals	136.00	272.00	150.00	150.00
	<i>Personnel Expense Totals</i>	<u>\$186.00</u>	<u>\$322.00</u>	<u>\$650.00</u>	<u>\$650.00</u>
<i>Occupancy</i>					
6401	Rent	41,710.23	43,753.91	42,500.00	40,000.00
6403	Custodial Services	3,153.45	2,734.40	4,000.00	3,500.00
6405	Electric	5,333.26	3,730.92	5,000.00	5,000.00
6406	Gas	861.04	1,050.49	1,200.00	1,200.00
6407	Water	234.63	233.57	500.00	500.00
6408	Sewage	130.78	117.37	300.00	300.00
6409	Rubbish Removal	168.78	176.40	200.00	200.00



Budget Worksheet Report

Budget Year 2023

Account	Account Description	2020 Actual Amount	2021 Actual Amount	2022 Adopted Budget	2023 Final
Fund 100 - General					
EXPENSE					
Department 2465 - District Court					
Sub-Department 021 - MDJ 36-1-02 (Beaver Falls)					
Occupancy					
<i>Occupancy Totals</i>		\$51,592.17	\$51,797.06	\$53,700.00	\$50,700.00
<i>Communication</i>					
6501	Telephone / Internet	1,668.11	1,705.10	1,600.00	1,800.00
6502	Cellular / Air Card Service	98.41	327.70	700.00	700.00
6503	Data Circuits	1,736.88	1,736.88	1,740.00	1,740.00
6504	Postage	10,931.00	9,690.59	11,000.00	11,000.00
<i>Communication Totals</i>		\$14,434.40	\$13,460.27	\$15,040.00	\$15,240.00
<i>Supplies and Minor Equipment</i>					
6414.1401	Repairs & Maintenance - Buildings	7,029.40	3,673.15	7,000.00	7,000.00
6414.1404	Repairs & Maintenance - Equipment	.00	40.00	500.00	500.00
6601.1607	Supplies - Other	7,575.79	6,899.83	7,000.00	7,000.00
6602	Minor Equipment Purchases	69.95	251.16	500.00	500.00
6603	Equipment Rental	336.00	332.00	1,000.00	1,000.00
6606	Maintenance Agreements	629.31	414.16	800.00	800.00
<i>Supplies and Minor Equipment Totals</i>		\$15,640.45	\$11,610.30	\$16,800.00	\$16,800.00
<i>Transportation</i>					
6751	Travel	.00	.00	1,000.00	1,000.00
<i>Transportation Totals</i>		\$0.00	\$0.00	\$1,000.00	\$1,000.00
<i>Consultant / Contracted Services</i>					
6860	Misc Contracted Services	2,277.70	2,205.01	.00	.00
<i>Consultant / Contracted Services Totals</i>		\$2,277.70	\$2,205.01	\$0.00	\$0.00
<i>Debt Payments</i>					
7065	Principal Capital Lease	650.40	650.40	.00	651.00
<i>Debt Payments Totals</i>		\$650.40	\$650.40	\$0.00	\$651.00
<i>General Administration</i>					
7122	Other Expenses	25.00	.00	.00	.00
7125	COVID-19 Expenses	1,475.63	.00	.00	.00
<i>General Administration Totals</i>		\$1,500.63	\$0.00	\$0.00	\$0.00
Sub-Department 021 - MDJ 36-1-02 (Beaver Falls)		\$312,268.90	\$272,134.93	\$288,179.00	\$305,868.00
Totals					



Budget Worksheet Report

Budget Year 2023

Account	Account Description	2020 Actual Amount	2021 Actual Amount	2022 Adopted Budget	2023 Final
Fund 100 - General					
EXPENSE					
Department 2465 - District Court					
Sub-Department 022 - MDJ 36-3-01 (New Brighton)					
<i>Wages and Salaries</i>					
6006	Full Time Wages	126,395.12	130,616.44	122,700.00	133,954.00
<i>Wages and Salaries Totals</i>		\$126,395.12	\$130,616.44	\$122,700.00	\$133,954.00
<i>Premium Wages</i>					
6077	Contracted Sick & Vacation Buy Back	2,903.95	1,739.71	1,000.00	1,000.00
6079	On-Call & Call Out Pay	2,517.99	6,723.82	10,000.00	12,000.00
6080	Overtime	3.42	.00	300.00	500.00
<i>Premium Wages Totals</i>		\$5,425.36	\$8,463.53	\$11,300.00	\$13,500.00
<i>Fringe Benefits</i>					
6101	FICA	7,951.32	8,361.12	8,300.00	9,112.00
6102	Medicare	1,859.57	1,955.42	1,922.00	2,131.00
6104	Health	43,200.00	46,200.00	47,520.00	31,680.00
6105	Dental	1,818.36	1,767.85	1,819.00	1,284.00
6106	Vision	478.44	465.15	479.00	319.00
6107	Life	270.72	216.30	223.00	149.00
6108	Sick & Accident	565.20	653.05	667.00	444.00
<i>Fringe Benefits Totals</i>		\$56,143.61	\$59,618.89	\$60,930.00	\$45,119.00
<i>Fringe Benefits Other</i>					
6103	Retirement	11,199.39	13,449.48	13,450.00	13,450.00
6109	Workers Compensation	289.83	193.60	300.00	300.00
<i>Fringe Benefits Other Totals</i>		\$11,489.22	\$13,643.08	\$13,750.00	\$13,750.00
<i>Personnel Expense</i>					
6202	Books and Subscriptions	357.00	288.00	500.00	500.00
6209	Employee Physicals	.00	.00	150.00	150.00
<i>Personnel Expense Totals</i>		\$357.00	\$288.00	\$650.00	\$650.00
<i>Occupancy</i>					
6403	Custodial Services	8,760.00	8,906.00	9,650.00	8,440.00
6405	Electric	2,718.47	1,991.62	3,200.00	3,000.00
6406	Gas	1,442.17	1,779.47	1,600.00	1,800.00
6407	Water	322.32	351.84	500.00	500.00
6408	Sewage	432.15	236.70	400.00	400.00
6409	Rubbish Removal	590.58	608.22	650.00	650.00



Budget Worksheet Report

Budget Year 2023

Account	Account Description	2020 Actual Amount	2021 Actual Amount	2022 Adopted Budget	2023 Final
Fund 100 - General					
EXPENSE					
Department 2465 - District Court					
Sub-Department 022 - MDJ 36-3-01 (New Brighton)					
Occupancy					
<i>Occupancy Totals</i>		\$14,265.69	\$13,873.85	\$16,000.00	\$14,790.00
<i>Communication</i>					
6501	Telephone / Internet	1,335.33	1,608.07	1,500.00	1,600.00
6502	Cellular / Air Card Service	634.30	564.48	800.00	600.00
6503	Data Circuits	3,473.76	3,473.76	3,480.00	3,480.00
6504	Postage	10,031.65	10,880.67	13,500.00	12,500.00
<i>Communication Totals</i>		\$15,475.04	\$16,526.98	\$19,280.00	\$18,180.00
<i>Supplies and Minor Equipment</i>					
6414.1404	Repairs & Maintenance - Equipment	75.00	.00	500.00	500.00
6601.1607	Supplies - Other	6,163.54	5,299.82	8,000.00	8,000.00
6602	Minor Equipment Purchases	69.95	.00	500.00	500.00
6603	Equipment Rental	1,386.00	1,547.20	2,000.00	2,000.00
6606	Maintenance Agreements	652.59	359.09	500.00	500.00
<i>Supplies and Minor Equipment Totals</i>		\$8,347.08	\$7,206.11	\$11,500.00	\$11,500.00
<i>Transportation</i>					
6751	Travel	.00	.00	500.00	500.00
<i>Transportation Totals</i>		\$0.00	\$0.00	\$500.00	\$500.00
<i>Debt Payments</i>					
7065	Principal Capital Lease	650.40	650.40	.00	651.00
<i>Debt Payments Totals</i>		\$650.40	\$650.40	\$0.00	\$651.00
Sub-Department 022 - MDJ 36-3-01 (New Brighton)		\$238,548.52	\$250,887.28	\$256,610.00	\$252,594.00
Totals					
Sub-Department 023 - MDJ 36-2-02 (Brighton Township)					
<i>Wages and Salaries</i>					
6006	Full Time Wages	172,014.45	126,421.51	167,700.00	138,024.00
<i>Wages and Salaries Totals</i>		\$172,014.45	\$126,421.51	\$167,700.00	\$138,024.00
<i>Premium Wages</i>					
6077	Contracted Sick & Vacation Buy Back	4,400.09	.00	1,000.00	1,000.00
6079	On-Call & Call Out Pay	6,018.24	7,929.45	10,000.00	12,000.00
6080	Overtime	.00	.00	300.00	500.00
<i>Premium Wages Totals</i>		\$10,418.33	\$7,929.45	\$11,300.00	\$13,500.00



Budget Worksheet Report

Budget Year 2023

Account	Account Description	2020 Actual Amount	2021 Actual Amount	2022 Adopted Budget	2023 Final
Fund 100 - General					
EXPENSE					
Department 2465 - District Court					
Sub-Department 023 - MDJ 36-2-02 (Brighton Township)					
<i>Fringe Benefits</i>					
6101	FICA	11,020.14	8,252.31	11,100.00	9,333.00
6102	Medicare	2,577.28	1,929.97	2,574.00	2,183.00
6104	Health	56,400.00	35,640.00	47,520.00	47,520.00
6105	Dental	2,373.97	1,666.83	2,425.00	1,925.00
6106	Vision	624.63	438.57	638.00	479.00
6107	Life	354.78	203.94	297.00	297.00
6108	Sick & Accident	735.14	616.05	888.00	888.00
<i>Fringe Benefits Totals</i>		\$74,085.94	\$48,747.67	\$65,442.00	\$62,625.00
<i>Fringe Benefits Other</i>					
6103	Retirement	15,438.08	18,573.62	18,574.00	18,574.00
6109	Workers Compensation	399.38	175.02	405.00	405.00
6111	Waiver of Health Insurance	.00	1,730.70	.00	900.00
<i>Fringe Benefits Other Totals</i>		\$15,837.46	\$20,479.34	\$18,979.00	\$19,879.00
<i>Personnel Expense</i>					
6202	Books and Subscriptions	304.08	333.08	500.00	500.00
6209	Employee Physicals	.00	272.00	150.00	150.00
<i>Personnel Expense Totals</i>		\$304.08	\$605.08	\$650.00	\$650.00
<i>Occupancy</i>					
6403	Custodial Services	8,760.00	8,906.00	9,650.00	8,440.00
6405	Electric	3,203.49	2,667.52	3,400.00	3,200.00
6406	Gas	1,519.51	1,487.96	1,600.00	1,700.00
6407	Water	.00	.00	300.00	300.00
6408	Sewage	480.00	564.00	500.00	500.00
6409	Rubbish Removal	590.58	608.22	650.00	650.00
<i>Occupancy Totals</i>		\$14,553.58	\$14,233.70	\$16,100.00	\$14,790.00
<i>Communication</i>					
6501	Telephone / Internet	1,090.78	1,537.13	1,400.00	1,400.00
6502	Cellular / Air Card Service	684.58	935.12	1,100.00	1,100.00
6504	Postage	7,134.10	6,313.06	9,000.00	9,000.00
<i>Communication Totals</i>		\$8,909.46	\$8,785.31	\$11,500.00	\$11,500.00



Budget Worksheet Report

Budget Year 2023

Account	Account Description	2020 Actual Amount	2021 Actual Amount	2022 Adopted Budget	2023 Final
Fund 100 - General					
EXPENSE					
Department 2465 - District Court					
Sub-Department 023 - MDJ 36-2-02 (Brighton Township)					
<i>Supplies and Minor Equipment</i>					
6414.1404	Repairs & Maintenance - Equipment	75.00	75.00	500.00	500.00
6601.1607	Supplies - Other	6,991.37	5,517.55	7,000.00	7,000.00
6602	Minor Equipment Purchases	119.99	.00	500.00	500.00
6603	Equipment Rental	299.60	446.00	1,200.00	1,000.00
6606	Maintenance Agreements	330.00	567.00	500.00	800.00
<i>Supplies and Minor Equipment Totals</i>		\$7,815.96	\$6,605.55	\$9,700.00	\$9,800.00
<i>Transportation</i>					
6751	Travel	792.18	293.12	1,000.00	1,000.00
<i>Transportation Totals</i>		\$792.18	\$293.12	\$1,000.00	\$1,000.00
<i>Debt Payments</i>					
7065	Principal Capital Lease	650.40	650.40	.00	651.00
<i>Debt Payments Totals</i>		\$650.40	\$650.40	\$0.00	\$651.00
<i>General Administration</i>					
7125	COVID-19 Expenses	951.92	.00	.00	.00
<i>General Administration Totals</i>		\$951.92	\$0.00	\$0.00	\$0.00
Sub-Department 023 - MDJ 36-2-02 (Brighton Township) Totals		\$306,333.76	\$234,751.13	\$302,371.00	\$272,419.00
Department 2465 - District Court Totals		\$2,079,259.43	\$1,899,025.16	\$2,086,837.00	\$2,002,010.00
Department 2470 - Law Library					
<i>Wages and Salaries</i>					
6006	Full Time Wages	44,579.17	45,962.79	45,800.00	47,275.00
6008	Other Wages - Temp / Season / Etc	148.42	2,161.27	2,700.00	1,500.00
<i>Wages and Salaries Totals</i>		\$44,727.59	\$48,124.06	\$48,500.00	\$48,775.00
<i>Fringe Benefits</i>					
6101	FICA	2,683.27	2,888.81	3,007.00	3,025.00
6102	Medicare	627.54	675.60	704.00	708.00
6104	Health	14,400.00	15,840.00	15,840.00	15,840.00
6105	Dental	606.12	606.12	607.00	642.00
6106	Vision	159.48	159.48	160.00	160.00
6107	Life	90.24	74.16	75.00	75.00
6108	Sick & Accident	193.26	223.85	222.00	222.00
<i>Fringe Benefits Totals</i>		\$18,759.91	\$20,468.02	\$20,615.00	\$20,672.00



Budget Worksheet Report

Budget Year 2023

Account	Account Description	2020 Actual Amount	2021 Actual Amount	2022 Adopted Budget	2023 Final
Fund 100 - General					
EXPENSE					
Department 2470 - Law Library					
<i>Fringe Benefits Other</i>					
6103	Retirement	3,994.86	4,650.81	4,651.00	4,651.00
6109	Workers Compensation	154.85	71.32	240.00	240.00
<i>Fringe Benefits Other Totals</i>		\$4,149.71	\$4,722.13	\$4,891.00	\$4,891.00
<i>Personnel Expense</i>					
6201	Dues / Memberships	525.00	657.00	700.00	700.00
6202	Books and Subscriptions	96,400.05	96,877.79	105,000.00	105,000.00
<i>Personnel Expense Totals</i>		\$96,925.05	\$97,534.79	\$105,700.00	\$105,700.00
<i>Communication</i>					
6504	Postage	3.62	.00	30.00	30.00
<i>Communication Totals</i>		\$3.62	\$0.00	\$30.00	\$30.00
<i>Supplies and Minor Equipment</i>					
6601.1607	Supplies - Other	234.19	322.36	400.00	450.00
6602	Minor Equipment Purchases	110.95	319.97	300.00	350.00
6606	Maintenance Agreements	487.32	429.00	525.00	525.00
<i>Supplies and Minor Equipment Totals</i>		\$832.46	\$1,071.33	\$1,225.00	\$1,325.00
<i>Transportation</i>					
6751	Travel	.00	210.00	1,200.00	1,200.00
<i>Transportation Totals</i>		\$0.00	\$210.00	\$1,200.00	\$1,200.00
<i>Consultant / Contracted Services</i>					
6860	Misc Contracted Services	3,569.00	2,966.67	3,300.00	3,000.00
<i>Consultant / Contracted Services Totals</i>		\$3,569.00	\$2,966.67	\$3,300.00	\$3,000.00
<i>General Administration</i>					
7125	COVID-19 Expenses	214.68	.00	.00	.00
<i>General Administration Totals</i>		\$214.68	\$0.00	\$0.00	\$0.00
Department 2470 - Law Library Totals		\$169,182.02	\$175,097.00	\$185,461.00	\$185,593.00
Department 3500 - Emergency Services					
<i>Wages and Salaries</i>					
6006	Full Time Wages	2,062,298.96	2,045,247.54	1,979,000.00	2,172,652.00
6007	Part Time Wages	109,589.76	116,688.89	123,900.00	130,000.00
6008	Other Wages - Temp / Season / Etc	66,045.19	88,675.69	120,000.00	105,000.00
<i>Wages and Salaries Totals</i>		\$2,237,933.91	\$2,250,612.12	\$2,222,900.00	\$2,407,652.00
<i>Premium Wages</i>					
6077	Contracted Sick & Vacation Buy Back	4,313.17	4,469.49	3,000.00	3,000.00



Budget Worksheet Report

Budget Year 2023

Account	Account Description	2020 Actual Amount	2021 Actual Amount	2022 Adopted Budget	2023 Final
Fund 100 - General					
EXPENSE					
Department 3500 - Emergency Services					
<i>Premium Wages</i>					
6078	Lump Sum Longevity Pay	2,500.00	1,750.00	2,250.00	1,750.00
6079	On-Call & Call Out Pay	.00	6,600.00	16,000.00	16,000.00
6080	Overtime	126,338.04	150,198.14	140,000.00	100,000.00
6081	Premium Pay	25,174.47	25,102.25	26,000.00	27,000.00
<i>Premium Wages Totals</i>		\$158,325.68	\$188,119.88	\$187,250.00	\$147,750.00
<i>Fringe Benefits</i>					
6101	FICA	145,381.43	147,691.21	137,814.00	156,467.00
6102	Medicare	34,000.56	34,540.70	32,231.00	36,593.00
6104	Health	512,400.00	522,720.00	538,560.00	554,400.00
6105	Dental	21,163.69	19,597.88	22,427.00	23,095.00
6106	Vision	5,727.99	5,316.00	5,901.00	5,742.00
6107	Life	3,528.02	2,719.20	2,744.00	2,967.00
6108	Sick & Accident	7,468.07	8,201.05	8,214.00	8,658.00
<i>Fringe Benefits Totals</i>		\$729,669.76	\$740,786.04	\$747,891.00	\$787,922.00
<i>Fringe Benefits Other</i>					
6103	Retirement	199,475.51	242,654.40	242,655.00	242,655.00
6109	Workers Compensation	12,244.07	11,635.88	8,782.00	8,782.00
6110	Unemployment Compensation	10,170.52	5,893.61	.00	.00
6111	Waiver of Health Insurance	8,999.64	8,999.64	12,000.00	9,150.00
<i>Fringe Benefits Other Totals</i>		\$230,889.74	\$269,183.53	\$263,437.00	\$260,587.00
<i>Personnel Expense</i>					
6201	Dues / Memberships	385.00	565.00	1,000.00	1,000.00
6202	Books and Subscriptions	112.45	114.45	150.00	150.00
6203	Training	299.00	189.00	1,500.00	1,500.00
6206	Uniform / Clothing	1,300.01	1,221.56	1,500.00	1,500.00
6209	Employee Physicals	49.00	615.50	1,500.00	1,000.00
<i>Personnel Expense Totals</i>		\$2,145.46	\$2,705.51	\$5,650.00	\$5,150.00
<i>Occupancy</i>					
6405	Electric	64,430.09	61,715.46	70,000.00	70,000.00
6406	Gas	1,881.22	1,604.07	1,500.00	1,500.00
6407	Water	4,742.47	4,294.66	6,000.00	6,000.00



Budget Worksheet Report

Budget Year 2023

Account	Account Description	2020 Actual Amount	2021 Actual Amount	2022 Adopted Budget	2023 Final
Fund 100 - General					
EXPENSE					
Department 3500 - Emergency Services					
Occupancy					
6409	Rubbish Removal	2,460.06	2,533.80	2,500.00	3,000.00
<i>Occupancy Totals</i>		\$73,513.84	\$70,147.99	\$80,000.00	\$80,500.00
Communication					
6501	Telephone / Internet	9,657.21	12,482.81	13,000.00	14,000.00
6504	Postage	244.46	210.61	400.00	300.00
<i>Communication Totals</i>		\$9,901.67	\$12,693.42	\$13,400.00	\$14,300.00
Supplies and Minor Equipment					
6414.1401	Repairs & Maintenance - Buildings	11,810.68	15,452.58	40,000.00	60,000.00
6414.1404	Repairs & Maintenance - Equipment	2,465.56	2,110.57	3,000.00	3,000.00
6414.1405	Repairs & Maintenance - Vehicles	9,791.93	6,247.23	10,000.00	10,000.00
6601.1607	Supplies - Other	9,252.32	9,482.99	.00	12,000.00
6602	Minor Equipment Purchases	7,933.63	16,385.04	14,000.00	14,000.00
6604.1607	Minor Outlay - Computer Hardware	2,101.44	1,745.06	3,000.00	3,000.00
6604.1608	Minor Outlay - Computer Software	12,087.80	14,401.35	20,000.00	20,000.00
6606	Maintenance Agreements	39,453.67	47,437.32	70,000.00	70,000.00
<i>Supplies and Minor Equipment Totals</i>		\$94,897.03	\$113,262.14	\$160,000.00	\$192,000.00
Transportation					
6751	Travel	843.52	80.40	7,500.00	7,500.00
7557	Gasoline	5,358.76	6,072.95	5,000.00	10,000.00
<i>Transportation Totals</i>		\$6,202.28	\$6,153.35	\$12,500.00	\$17,500.00
Consultant / Contracted Services					
6860	Misc Contracted Services	455.04	66,047.51	1,500.00	12,000.00
<i>Consultant / Contracted Services Totals</i>		\$455.04	\$66,047.51	\$1,500.00	\$12,000.00
Debt Payments					
7065	Principal Capital Lease	.00	.00	10,000.00	10,000.00
7066	Interest Capital Lease	.00	.00	2,000.00	2,000.00
<i>Debt Payments Totals</i>		\$0.00	\$0.00	\$12,000.00	\$12,000.00
General Administration					
7122	Other Expenses	1,175.11	1,559.76	4,000.00	4,000.00
7125	COVID-19 Expenses	21,734.15	.00	.00	.00
<i>General Administration Totals</i>		\$22,909.26	\$1,559.76	\$4,000.00	\$4,000.00
Public Service / Safety					
7357	Fire Extinguisher Service	59.00	.00	500.00	500.00



Budget Worksheet Report

Budget Year 2023

Account	Account Description	2020 Actual Amount	2021 Actual Amount	2022 Adopted Budget	2023 Final
Fund 100 - General					
EXPENSE					
Department 3500 - Emergency Services					
Public Service / Safety					
<i>Public Service / Safety Totals</i>		\$59.00	\$0.00	\$500.00	\$500.00
<i>Capital Outlay</i>					
7751	Capital Outlay - Vehicles	43,973.00	.00	.00	.00
7754	Capital Outlay - Equipment	21,386.00	.00	.00	.00
<i>Capital Outlay Totals</i>		\$65,359.00	\$0.00	\$0.00	\$0.00
Department 3500 - Emergency Services Totals		\$3,632,261.67	\$3,721,271.25	\$3,711,028.00	\$3,941,861.00
Department 3510 - Jail of Beaver County					
Wages and Salaries					
6006	Full Time Wages	3,891,680.98	3,835,377.03	3,959,429.00	4,006,722.00
6007	Part Time Wages	344,698.90	262,389.67	400,000.00	400,000.00
6008	Other Wages - Temp / Season / Etc	15,400.41	12,654.18	30,000.00	10,000.00
<i>Wages and Salaries Totals</i>		\$4,251,780.29	\$4,110,420.88	\$4,389,429.00	\$4,416,722.00
<i>Premium Wages</i>					
6077	Contracted Sick & Vacation Buy Back	9,496.95	4,133.95	7,000.00	7,000.00
6078	Lump Sum Longevity Pay	2,250.00	3,250.00	2,500.00	3,250.00
6079	On-Call & Call Out Pay	185.33	357.40	500.00	500.00
6080	Overtime	1,129,242.78	1,239,667.15	715,750.00	715,750.00
6081	Premium Pay	52,208.03	51,023.80	45,000.00	45,000.00
<i>Premium Wages Totals</i>		\$1,193,383.09	\$1,298,432.30	\$770,750.00	\$771,500.00
<i>Fringe Benefits</i>					
6101	FICA	330,750.54	328,601.92	272,145.00	318,245.00
6102	Medicare	77,352.91	76,850.56	63,647.00	74,429.00
6104	Health	1,030,800.00	1,082,400.00	1,077,120.00	1,029,600.00
6105	Dental	41,317.18	40,913.10	44,853.00	41,058.00
6106	Vision	10,871.22	10,871.22	11,802.00	10,207.00
6107	Life	6,400.86	5,271.54	5,488.00	5,340.00
6108	Sick & Accident	13,675.04	15,913.70	16,428.00	14,652.00
<i>Fringe Benefits Totals</i>		\$1,511,167.75	\$1,560,822.04	\$1,491,483.00	\$1,493,531.00
<i>Fringe Benefits Other</i>					
6103	Retirement	432,397.47	565,480.34	565,481.00	565,481.00
6109	Workers Compensation	291,067.07	230,845.73	231,365.00	231,365.00



Budget Worksheet Report

Budget Year 2023

Account	Account Description	2020 Actual Amount	2021 Actual Amount	2022 Adopted Budget	2023 Final
Fund 100 - General					
EXPENSE					
Department 3510 - Jail of Beaver County					
<i>Fringe Benefits Other</i>					
6110	Unemployment Compensation	38,666.63	15,236.69	.00	.00
6111	Waiver of Health Insurance	.00	.00	.00	3,750.00
<i>Fringe Benefits Other Totals</i>		\$762,131.17	\$811,562.76	\$796,846.00	\$800,596.00
<i>Personnel Expense</i>					
6202	Books and Subscriptions	224.00	224.00	250.00	250.00
6203	Training	55.94	4,636.04	5,000.00	5,000.00
6206	Uniform / Clothing	25,230.03	27,880.96	37,000.00	30,000.00
6209	Employee Physicals	5,168.00	5,206.00	8,000.00	6,000.00
<i>Personnel Expense Totals</i>		\$30,677.97	\$37,947.00	\$50,250.00	\$41,250.00
<i>Occupancy</i>					
6405	Electric	196,959.73	164,193.71	230,000.00	170,000.00
6406	Gas	25,977.65	24,040.08	35,000.00	30,000.00
6407	Water	41,423.77	37,888.55	55,000.00	40,000.00
6408	Sewage	17,045.60	18,100.84	35,000.00	25,000.00
6409	Rubbish Removal	11,026.44	11,690.89	18,000.00	12,000.00
6413	Storage	6,985.60	4,455.74	8,000.00	5,000.00
<i>Occupancy Totals</i>		\$299,418.79	\$260,369.81	\$381,000.00	\$282,000.00
<i>Communication</i>					
6501	Telephone / Internet	12,210.83	15,178.93	15,000.00	17,000.00
6502	Cellular / Air Card Service	2,810.10	2,937.17	3,800.00	3,800.00
6503	Data Circuits	3,473.76	3,473.76	5,000.00	5,000.00
6504	Postage	.00	745.24	1,000.00	1,000.00
<i>Communication Totals</i>		\$18,494.69	\$22,335.10	\$24,800.00	\$26,800.00
<i>Supplies and Minor Equipment</i>					
6414.1401	Repairs & Maintenance - Buildings	72,666.77	56,071.86	57,000.00	50,000.00
6414.1404	Repairs & Maintenance - Equipment	45,937.46	39,134.07	50,000.00	50,000.00
6414.1405	Repairs & Maintenance - Vehicles	1,007.13	533.62	3,500.00	1,000.00
6601.1600	Supplies - Building	35,507.38	40,877.35	43,000.00	45,000.00
6601.1601	Supplies - Medical	42,997.65	23,103.00	20,000.00	20,000.00
6601.1606	Supplies - Maintenance	6,517.95	9,707.15	13,000.00	15,000.00
6601.1607	Supplies - Other	15,160.11	16,594.91	18,000.00	18,000.00



Budget Worksheet Report

Budget Year 2023

Account	Account Description	2020 Actual Amount	2021 Actual Amount	2022 Adopted Budget	2023 Final
Fund 100 - General					
EXPENSE					
Department 3510 - Jail of Beaver County					
<i>Supplies and Minor Equipment</i>					
6602	Minor Equipment Purchases	.00	.00	2,500.00	2,500.00
6606	Maintenance Agreements	5,350.00	7,673.91	20,000.00	10,000.00
<i>Supplies and Minor Equipment Totals</i>		\$225,144.45	\$193,695.87	\$227,000.00	\$211,500.00
<i>Transportation</i>					
6751	Travel	.00	.00	2,500.00	2,500.00
7557	Gasoline	1,438.25	2,788.86	3,500.00	.00
<i>Transportation Totals</i>		\$1,438.25	\$2,788.86	\$6,000.00	\$2,500.00
<i>Consultant / Contracted Services</i>					
6860	Misc Contracted Services	56,990.00	55,000.00	55,000.00	55,000.00
<i>Consultant / Contracted Services Totals</i>		\$56,990.00	\$55,000.00	\$55,000.00	\$55,000.00
<i>Public Service / Safety</i>					
7358	Food	503,733.53	494,266.41	550,000.00	550,000.00
7359	Housekeeping	97,813.34	86,868.59	110,000.00	100,000.00
7360	Inmates Clothing	29,862.30	28,406.75	60,000.00	70,000.00
7362	Medical Costs	947,367.08	924,088.28	1,050,000.00	950,000.00
<i>Public Service / Safety Totals</i>		\$1,578,776.25	\$1,533,630.03	\$1,770,000.00	\$1,670,000.00
<i>Capital Outlay</i>					
7754	Capital Outlay - Equipment	.00	143,816.50	.00	.00
<i>Capital Outlay Totals</i>		\$0.00	\$143,816.50	\$0.00	\$0.00
Department 3510 - Jail of Beaver County Totals		\$9,929,402.70	\$10,030,821.15	\$9,962,558.00	\$9,771,399.00
Department 3525 - DUI Program					
<i>Wages and Salaries</i>					
6006	Full Time Wages	100,345.45	99,270.74	131,200.00	115,882.00
<i>Wages and Salaries Totals</i>		\$100,345.45	\$99,270.74	\$131,200.00	\$115,882.00
<i>Premium Wages</i>					
6077	Contracted Sick & Vacation Buy Back	2,046.33	1,321.68	1,500.00	1,500.00
6079	On-Call & Call Out Pay	2,282.15	2,193.20	4,000.00	900.00
6080	Overtime	9,778.96	18,787.40	15,500.00	15,500.00
6081	Premium Pay	1,606.03	2,401.28	2,000.00	2,100.00
<i>Premium Wages Totals</i>		\$15,713.47	\$24,703.56	\$23,000.00	\$20,000.00
<i>Fringe Benefits</i>					
6101	FICA	6,948.73	7,456.58	9,300.00	8,264.00
6102	Medicare	1,625.04	1,743.90	2,152.00	1,933.00



Budget Worksheet Report

Budget Year 2023

Account	Account Description	2020 Actual Amount	2021 Actual Amount	2022 Adopted Budget	2023 Final
Fund 100 - General					
EXPENSE					
Department 3525 - DUI Program					
<i>Fringe Benefits</i>					
6104	Health	27,151.25	31,024.69	31,680.00	34,532.00
6105	Dental	1,142.82	1,187.17	1,364.00	1,399.00
6106	Vision	300.61	312.30	359.00	348.00
6107	Life	169.39	145.20	167.00	144.00
6108	Sick & Accident	368.36	438.03	500.00	429.00
<i>Fringe Benefits Totals</i>		<u>\$37,706.20</u>	<u>\$42,307.87</u>	<u>\$45,522.00</u>	<u>\$47,049.00</u>
<i>Fringe Benefits Other</i>					
6103	Retirement	9,397.86	11,894.60	11,895.00	11,895.00
6109	Workers Compensation	5,877.41	4,673.72	6,000.00	6,000.00
<i>Fringe Benefits Other Totals</i>		<u>\$15,275.27</u>	<u>\$16,568.32</u>	<u>\$17,895.00</u>	<u>\$17,895.00</u>
<i>Personnel Expense</i>					
6203	Training	.00	637.92	2,000.00	2,000.00
<i>Personnel Expense Totals</i>		<u>\$0.00</u>	<u>\$637.92</u>	<u>\$2,000.00</u>	<u>\$2,000.00</u>
<i>Occupancy</i>					
6401	Rent	1,800.00	1,800.00	1,800.00	1,800.00
<i>Occupancy Totals</i>		<u>\$1,800.00</u>	<u>\$1,800.00</u>	<u>\$1,800.00</u>	<u>\$1,800.00</u>
<i>Communication</i>					
6506	Printing	.00	30.00	500.00	500.00
<i>Communication Totals</i>		<u>\$0.00</u>	<u>\$30.00</u>	<u>\$500.00</u>	<u>\$500.00</u>
<i>Supplies and Minor Equipment</i>					
6601.1603	Supplies - Program	485.00	1,000.00	1,500.00	1,500.00
<i>Supplies and Minor Equipment Totals</i>		<u>\$485.00</u>	<u>\$1,000.00</u>	<u>\$1,500.00</u>	<u>\$1,500.00</u>
<i>Transportation</i>					
6751	Travel	16.10	28.00	1,500.00	1,500.00
<i>Transportation Totals</i>		<u>\$16.10</u>	<u>\$28.00</u>	<u>\$1,500.00</u>	<u>\$1,500.00</u>
<i>Consultant / Contracted Services</i>					
6860	Misc Contracted Services	3,500.00	4,300.00	3,600.00	4,000.00
<i>Consultant / Contracted Services Totals</i>		<u>\$3,500.00</u>	<u>\$4,300.00</u>	<u>\$3,600.00</u>	<u>\$4,000.00</u>
<i>Other Financing Uses</i>					
7801	Operating Transfers Out	70,343.49	46,800.06	100,000.00	100,000.00
<i>Other Financing Uses Totals</i>		<u>\$70,343.49</u>	<u>\$46,800.06</u>	<u>\$100,000.00</u>	<u>\$100,000.00</u>
Department 3525 - DUI Program Totals		<u>\$245,184.98</u>	<u>\$237,446.47</u>	<u>\$328,517.00</u>	<u>\$312,126.00</u>



Budget Worksheet Report

Budget Year 2023

Account	Account Description	2020 Actual Amount	2021 Actual Amount	2022 Adopted Budget	2023 Final
Fund 100 - General					
EXPENSE					
Department 3530 - Adult Probation					
Sub-Department 024 - Adult Probation					
Wages and Salaries					
6006	Full Time Wages	1,845,044.83	1,798,815.07	1,752,000.00	1,734,022.00
<i>Wages and Salaries Totals</i>		\$1,845,044.83	\$1,798,815.07	\$1,752,000.00	\$1,734,022.00
<i>Premium Wages</i>					
6077	Contracted Sick & Vacation Buy Back	41,160.10	20,258.37	20,000.00	20,000.00
6078	Lump Sum Longevity Pay	1,250.00	1,000.00	1,250.00	1,000.00
6079	On-Call & Call Out Pay	24,364.05	26,500.66	28,000.00	28,000.00
6080	Overtime	11,502.99	17,220.91	15,000.00	15,000.00
6081	Premium Pay	491.33	101.11	2,000.00	750.00
<i>Premium Wages Totals</i>		\$78,768.47	\$65,081.05	\$66,250.00	\$64,750.00
<i>Fringe Benefits</i>					
6101	FICA	115,639.32	112,886.18	112,300.00	110,176.00
6102	Medicare	27,044.68	26,400.90	26,256.00	25,767.00
6104	Health	402,038.32	418,139.97	425,800.00	412,474.00
6105	Dental	16,922.49	16,000.22	18,032.00	17,346.00
6106	Vision	4,452.66	4,210.00	4,745.00	4,312.00
6107	Life	2,689.21	2,106.01	2,207.00	2,154.00
6108	Sick & Accident	5,792.00	6,351.04	6,605.00	6,447.00
<i>Fringe Benefits Totals</i>		\$574,578.68	\$586,094.32	\$595,945.00	\$578,676.00
<i>Fringe Benefits Other</i>					
6103	Retirement	154,506.66	196,411.65	196,412.00	196,412.00
6109	Workers Compensation	73,832.67	58,715.30	72,000.00	72,000.00
6111	Waiver of Health Insurance	7,384.32	5,999.76	6,000.00	6,300.00
<i>Fringe Benefits Other Totals</i>		\$235,723.65	\$261,126.71	\$274,412.00	\$274,712.00
<i>Personnel Expense</i>					
6201	Dues / Memberships	.00	105.00	250.00	1,000.00
6202	Books and Subscriptions	3,537.75	4,061.92	4,800.00	4,800.00
6203	Training	.00	1,190.00	2,000.00	4,000.00
6206	Uniform / Clothing	1,011.71	1,517.86	3,000.00	3,000.00
6209	Employee Physicals	.00	680.00	1,000.00	1,000.00
<i>Personnel Expense Totals</i>		\$4,549.46	\$7,554.78	\$11,050.00	\$13,800.00



Budget Worksheet Report

Budget Year 2023

Account	Account Description	2020 Actual Amount	2021 Actual Amount	2022 Adopted Budget	2023 Final
Fund 100 - General					
EXPENSE					
Department 3530 - Adult Probation					
Sub-Department 024 - Adult Probation					
<i>Occupancy</i>					
6413	Storage	14,400.00	14,400.00	14,400.00	14,400.00
<i>Occupancy Totals</i>		\$14,400.00	\$14,400.00	\$14,400.00	\$14,400.00
<i>Communication</i>					
6501	Telephone / Internet	.00	.00	2,500.00	2,500.00
6504	Postage	4,145.85	3,197.19	4,200.00	4,200.00
<i>Communication Totals</i>		\$4,145.85	\$3,197.19	\$6,700.00	\$6,700.00
<i>Supplies and Minor Equipment</i>					
6414.1405	Repairs & Maintenance - Vehicles	.00	25.00	4,000.00	4,000.00
6601.1607	Supplies - Other	3,914.12	6,796.27	5,500.00	6,500.00
6602	Minor Equipment Purchases	7,617.98	5,958.66	8,000.00	9,000.00
6603	Equipment Rental	890.00	968.00	1,200.00	1,200.00
6606	Maintenance Agreements	13,898.02	16,427.85	20,000.00	24,000.00
<i>Supplies and Minor Equipment Totals</i>		\$26,320.12	\$30,175.78	\$38,700.00	\$44,700.00
<i>Transportation</i>					
6751	Travel	2,231.34	1,632.86	7,000.00	7,000.00
7557	Gasoline	.00	155.65	.00	3,000.00
<i>Transportation Totals</i>		\$2,231.34	\$1,788.51	\$7,000.00	\$10,000.00
<i>General Administration</i>					
7125	COVID-19 Expenses	148.96	.00	.00	.00
<i>General Administration Totals</i>		\$148.96	\$0.00	\$0.00	\$0.00
<i>Judicial / Courts</i>					
7251	Adult Payments	2,429.00	2,575.00	6,000.00	6,000.00
<i>Judicial / Courts Totals</i>		\$2,429.00	\$2,575.00	\$6,000.00	\$6,000.00
Sub-Department 024 - Adult Probation Totals		\$2,788,340.36	\$2,770,808.41	\$2,772,457.00	\$2,747,760.00
Sub-Department 025 - Intermediate Punishment					
<i>Wages and Salaries</i>					
6006	Full Time Wages	360,258.13	365,185.58	392,500.00	338,666.00
<i>Wages and Salaries Totals</i>		\$360,258.13	\$365,185.58	\$392,500.00	\$338,666.00
<i>Premium Wages</i>					
6077	Contracted Sick & Vacation Buy Back	3,827.01	1,202.19	2,000.00	2,000.00
6078	Lump Sum Longevity Pay	1,000.00	1,000.00	1,000.00	1,000.00
6079	On-Call & Call Out Pay	2,353.21	2,173.05	4,000.00	2,000.00



Budget Worksheet Report

Budget Year 2023

Account	Account Description	2020 Actual Amount	2021 Actual Amount	2022 Adopted Budget	2023 Final
Fund 100 - General					
EXPENSE					
Department 3530 - Adult Probation					
Sub-Department 025 - Intermediate Punishment					
<i>Premium Wages</i>					
6080	Overtime	55.93	109.77	1,000.00	100.00
6081	Premium Pay	8.65	23.30	2,000.00	100.00
<i>Premium Wages Totals</i>		\$7,244.80	\$4,508.31	\$10,000.00	\$5,200.00
<i>Fringe Benefits</i>					
6101	FICA	21,971.23	22,225.05	25,000.00	21,246.00
6102	Medicare	5,138.46	5,197.79	5,829.00	4,969.00
6104	Health	77,744.69	85,535.98	86,000.00	70,488.00
6105	Dental	3,272.36	3,273.00	3,273.00	2,853.00
6106	Vision	861.07	861.24	861.00	709.00
6107	Life	487.21	400.44	400.00	404.00
6108	Sick & Accident	1,037.50	1,208.79	1,198.00	1,209.00
<i>Fringe Benefits Totals</i>		\$110,512.52	\$118,702.29	\$122,561.00	\$101,878.00
<i>Fringe Benefits Other</i>					
6103	Retirement	31,680.88	37,941.23	37,942.00	37,942.00
6109	Workers Compensation	8,444.03	5,090.11	9,000.00	9,000.00
6111	Waiver of Health Insurance	.00	.00	.00	900.00
<i>Fringe Benefits Other Totals</i>		\$40,124.91	\$43,031.34	\$46,942.00	\$47,842.00
<i>Personnel Expense</i>					
6201	Dues / Memberships	.00	150.00	250.00	250.00
6203	Training	.00	40.00	.00	.00
6206	Uniform / Clothing	354.83	702.00	400.00	400.00
<i>Personnel Expense Totals</i>		\$354.83	\$892.00	\$650.00	\$650.00
<i>Occupancy</i>					
6401	Rent	42,121.72	43,798.70	46,130.00	48,000.00
6403	Custodial Services	11,913.45	12,240.40	20,000.00	20,000.00
6405	Electric	6,043.45	5,310.24	9,000.00	9,000.00
6406	Gas	1,560.89	1,519.38	2,900.00	2,900.00
6407	Water	1,015.81	911.33	2,000.00	2,000.00
6408	Sewage	91.31	81.94	550.00	550.00
6409	Rubbish Removal	708.45	731.37	750.00	1,100.00
<i>Occupancy Totals</i>		\$63,455.08	\$64,593.36	\$81,330.00	\$83,550.00



Budget Worksheet Report

Budget Year 2023

Account	Account Description	2020 Actual Amount	2021 Actual Amount	2022 Adopted Budget	2023 Final
Fund 100 - General					
EXPENSE					
Department 3530 - Adult Probation					
Sub-Department 025 - Intermediate Punishment					
<i>Communication</i>					
6501	Telephone / Internet	1,822.11	1,769.82	1,800.00	2,000.00
6502	Cellular / Air Card Service	6,755.35	7,544.81	8,500.00	9,000.00
6503	Data Circuits	5,210.64	5,210.64	7,500.00	7,500.00
6504	Postage	43.33	5.06	500.00	500.00
<i>Communication Totals</i>		\$13,831.43	\$14,530.33	\$18,300.00	\$19,000.00
<i>Supplies and Minor Equipment</i>					
6414.1401	Repairs & Maintenance - Buildings	5,040.98	2,313.22	8,000.00	8,000.00
6601.1607	Supplies - Other	2,996.53	2,798.80	3,500.00	4,000.00
6602	Minor Equipment Purchases	2,634.98	8.01	500.00	2,000.00
6603	Equipment Rental	211,935.24	168,205.92	230,000.00	230,000.00
6606	Maintenance Agreements	2,387.57	2,715.97	3,000.00	4,000.00
<i>Supplies and Minor Equipment Totals</i>		\$224,995.30	\$176,041.92	\$245,000.00	\$248,000.00
<i>Transportation</i>					
6751	Travel	212.80	514.38	1,500.00	1,500.00
<i>Transportation Totals</i>		\$212.80	\$514.38	\$1,500.00	\$1,500.00
<i>Consultant / Contracted Services</i>					
6860	Misc Contracted Services	1,562.32	1,539.49	2,000.00	3,500.00
<i>Consultant / Contracted Services Totals</i>		\$1,562.32	\$1,539.49	\$2,000.00	\$3,500.00
<i>General Administration</i>					
7122	Other Expenses	2,750.25	2,243.95	2,650.00	3,000.00
7125	COVID-19 Expenses	653.10	.00	.00	.00
<i>General Administration Totals</i>		\$3,403.35	\$2,243.95	\$2,650.00	\$3,000.00
Sub-Department 025 - Intermediate Punishment Totals		\$825,955.47	\$791,782.95	\$923,433.00	\$852,786.00
Sub-Department 038 - PCCD IP Grant 28655					
<i>Wages and Salaries</i>					
6006	Full Time Wages	40,781.75	40,869.24	35,121.00	45,156.00
<i>Wages and Salaries Totals</i>		\$40,781.75	\$40,869.24	\$35,121.00	\$45,156.00
<i>Premium Wages</i>					
6077	Contracted Sick & Vacation Buy Back	1,491.44	790.74	.00	.00
6079	On-Call & Call Out Pay	1,081.14	778.84	1,000.00	1,000.00
6081	Premium Pay	.50	16.19	.00	.00



Budget Worksheet Report

Budget Year 2023

Account	Account Description	2020 Actual Amount	2021 Actual Amount	2022 Adopted Budget	2023 Final
Fund 100	General				
EXPENSE					
Department 3530 - Adult Probation					
Sub-Department 038 - PCCD IP Grant 28655					
<i>Premium Wages</i>					
<i>Premium Wages Totals</i>		\$2,573.08	\$1,585.77	\$1,000.00	\$1,000.00
<i>Fringe Benefits</i>					
6101	FICA	2,561.63	2,548.96	2,300.00	2,940.00
6102	Medicare	599.04	596.14	524.00	688.00
6104	Health	8,617.03	9,504.02	9,720.00	9,504.00
6105	Dental	362.75	363.72	364.00	385.00
6106	Vision	95.39	95.64	96.00	96.00
6107	Life	54.03	44.52	45.00	45.00
6108	Sick & Accident	115.69	134.31	134.00	134.00
<i>Fringe Benefits Totals</i>		\$12,405.56	\$13,287.31	\$13,183.00	\$13,792.00
<i>Fringe Benefits Other</i>					
6103	Retirement	3,619.98	4,367.48	4,368.00	4,368.00
6109	Workers Compensation	2,328.00	1,890.40	2,500.00	2,500.00
<i>Fringe Benefits Other Totals</i>		\$5,947.98	\$6,257.88	\$6,868.00	\$6,868.00
<i>Supplies and Minor Equipment</i>					
6603	Equipment Rental	31,458.12	16,164.37	28,765.00	29,200.00
<i>Supplies and Minor Equipment Totals</i>		\$31,458.12	\$16,164.37	\$28,765.00	\$29,200.00
<i>Judicial / Courts</i>					
7268	D&A Assessments	25,945.00	39,235.00	35,000.00	40,000.00
<i>Judicial / Courts Totals</i>		\$25,945.00	\$39,235.00	\$35,000.00	\$40,000.00
Sub-Department 038 - PCCD IP Grant 28655 Totals		\$119,111.49	\$117,399.57	\$119,937.00	\$136,016.00
Department 3530 - Adult Probation Totals		\$3,733,407.32	\$3,679,990.93	\$3,815,827.00	\$3,736,562.00
Department 3540 - Juvenile Probation					
Sub-Department 026 - Court Services					
<i>Wages and Salaries</i>					
6006	Full Time Wages	1,679,664.71	1,640,328.15	1,628,329.00	1,715,144.00
<i>Wages and Salaries Totals</i>		\$1,679,664.71	\$1,640,328.15	\$1,628,329.00	\$1,715,144.00
<i>Premium Wages</i>					
6077	Contracted Sick & Vacation Buy Back	35,472.33	22,843.83	15,000.00	15,000.00
6078	Lump Sum Longevity Pay	1,750.00	1,250.00	1,750.00	1,250.00
6079	On-Call & Call Out Pay	30,785.31	30,637.69	30,785.00	30,785.00



Budget Worksheet Report

Budget Year 2023

Account	Account Description	2020 Actual Amount	2021 Actual Amount	2022 Adopted Budget	2023 Final
Fund 100 - General					
EXPENSE					
Department 3540 - Juvenile Probation					
Sub-Department 026 - Court Services					
<i>Premium Wages</i>					
6080	Overtime	5,532.35	11,560.42	14,000.00	14,000.00
6081	Premium Pay	41.87	1.45	.00	.00
<i>Premium Wages Totals</i>		\$73,581.86	\$66,293.39	\$61,535.00	\$61,035.00
<i>Fringe Benefits</i>					
6101	FICA	105,076.56	102,958.30	100,956.00	109,116.00
6102	Medicare	24,574.37	24,078.95	23,611.00	25,519.00
6104	Health	357,730.99	380,215.15	386,946.00	364,320.00
6105	Dental	15,057.49	14,536.72	18,184.00	15,395.00
6106	Vision	4,081.48	3,984.62	3,987.00	3,987.00
6107	Life	2,332.00	1,846.86	4,081.00	1,854.00
6108	Sick & Accident	4,946.39	5,572.36	4,937.00	5,550.00
<i>Fringe Benefits Totals</i>		\$513,799.28	\$533,192.96	\$542,702.00	\$525,741.00
<i>Fringe Benefits Other</i>					
6103	Retirement	146,641.02	179,210.31	179,211.00	179,211.00
6109	Workers Compensation	74,528.06	54,449.40	76,000.00	76,000.00
6110	Unemployment Compensation	6,104.64	(7,867.80)	.00	.00
6111	Waiver of Health Insurance	4,499.82	2,999.88	3,000.00	5,400.00
<i>Fringe Benefits Other Totals</i>		\$231,773.54	\$228,791.79	\$258,211.00	\$260,611.00
<i>Personnel Expense</i>					
6201	Dues / Memberships	380.00	350.00	500.00	500.00
6202	Books and Subscriptions	334.89	549.60	1,300.00	1,300.00
6203	Training	.00	.00	1,500.00	1,500.00
6206	Uniform / Clothing	923.00	1,027.00	2,500.00	2,500.00
6209	Employee Physicals	147.00	98.00	125.00	150.00
<i>Personnel Expense Totals</i>		\$1,784.89	\$2,024.60	\$5,925.00	\$5,950.00
<i>Occupancy</i>					
6413	Storage	206.12	191.52	1,500.00	1,500.00
<i>Occupancy Totals</i>		\$206.12	\$191.52	\$1,500.00	\$1,500.00
<i>Communication</i>					
6501	Telephone / Internet	.00	.00	2,500.00	2,500.00
6502	Cellular / Air Card Service	2,773.11	2,944.58	5,000.00	5,000.00



Budget Worksheet Report

Budget Year 2023

Account	Account Description	2020 Actual Amount	2021 Actual Amount	2022 Adopted Budget	2023 Final
Fund 100 - General					
EXPENSE					
Department 3540 - Juvenile Probation					
Sub-Department 026 - Court Services					
Communication					
6504	Postage	2,685.93	2,885.13	5,000.00	5,000.00
	<i>Communication Totals</i>	\$5,459.04	\$5,829.71	\$12,500.00	\$12,500.00
<i>Supplies and Minor Equipment</i>					
6414.1404	Repairs & Maintenance - Equipment	50.00	.00	600.00	600.00
6414.1405	Repairs & Maintenance - Vehicles	316.84	164.21	1,000.00	1,500.00
6601.1607	Supplies - Other	6,582.04	9,488.70	7,000.00	7,500.00
6602	Minor Equipment Purchases	1,790.60	3,129.09	5,000.00	5,000.00
6606	Maintenance Agreements	4,262.01	2,677.91	3,600.00	3,600.00
	<i>Supplies and Minor Equipment Totals</i>	\$13,001.49	\$15,459.91	\$17,200.00	\$18,200.00
<i>Transportation</i>					
6751	Travel	3,773.78	3,281.40	16,000.00	16,000.00
7557	Gasoline	327.39	397.62	2,500.00	2,500.00
	<i>Transportation Totals</i>	\$4,101.17	\$3,679.02	\$18,500.00	\$18,500.00
<i>Consultant / Contracted Services</i>					
6853	Legal	111,878.66	94,962.52	120,000.00	120,000.00
6860	Misc Contracted Services	72,624.96	59,732.54	78,000.00	78,000.00
7259	Juvenile Payments	629,670.62	548,580.67	900,000.00	900,000.00
7267	Drug Testing Equipment	311.48	500.00	1,500.00	1,500.00
	<i>Consultant / Contracted Services Totals</i>	\$814,485.72	\$703,775.73	\$1,099,500.00	\$1,099,500.00
<i>General Administration</i>					
7122	Other Expenses	.00	.00	500.00	500.00
7125	COVID-19 Expenses	4,149.57	.00	.00	.00
	<i>General Administration Totals</i>	\$4,149.57	\$0.00	\$500.00	\$500.00
<i>Judicial / Courts</i>					
7261	Offenders Supervisory Expense	5,600.09	2,803.45	15,000.00	15,000.00
7263	Juvenile Detention	102,360.00	72,997.97	200,000.00	200,000.00
7266	Juvenile Shelter	67,275.65	75,691.38	250,000.00	250,000.00
	<i>Judicial / Courts Totals</i>	\$175,235.74	\$151,492.80	\$465,000.00	\$465,000.00
<i>Capital Outlay</i>					
7751	Capital Outlay - Vehicles	31,736.47	.00	.00	.00
	<i>Capital Outlay Totals</i>	\$31,736.47	\$0.00	\$0.00	\$0.00



Budget Worksheet Report

Budget Year 2023

Account	Account Description	2020 Actual Amount	2021 Actual Amount	2022 Adopted Budget	2023 Final
Fund 100 - General					
EXPENSE					
Department 3540 - Juvenile Probation					
Sub-Department 026 - Court Services Totals		\$3,548,979.60	\$3,351,059.58	\$4,111,402.00	\$4,184,181.00
Department 3540 - Juvenile Probation Totals		\$3,548,979.60	\$3,351,059.58	\$4,111,402.00	\$4,184,181.00
Department 3545 - UAD Program					
<i>Wages and Salaries</i>					
6006	Full Time Wages	.00	.00	1,200.00	.00
<i>Wages and Salaries Totals</i>		\$0.00	\$0.00	\$1,200.00	\$0.00
<i>Premium Wages</i>					
6080	Overtime	.00	695.63	1,000.00	.00
<i>Premium Wages Totals</i>		\$0.00	\$695.63	\$1,000.00	\$0.00
<i>Fringe Benefits</i>					
6101	FICA	.00	42.03	199.00	.00
6102	Medicare	.00	9.83	47.00	.00
6104	Health	.00	.00	2,160.00	.00
6105	Dental	.00	.00	91.00	.00
6106	Vision	.00	.00	6.00	.00
6107	Life	.00	.00	5.00	.00
6108	Sick & Accident	.00	.00	28.00	.00
<i>Fringe Benefits Totals</i>		\$0.00	\$51.86	\$2,536.00	\$0.00
<i>Fringe Benefits Other</i>					
6103	Retirement	160.80	.00	179.00	179.00
6109	Workers Compensation	.00	.00	252.00	252.00
<i>Fringe Benefits Other Totals</i>		\$160.80	\$0.00	\$431.00	\$431.00
<i>Occupancy</i>					
6401	Rent	900.00	.00	1,800.00	1,800.00
<i>Occupancy Totals</i>		\$900.00	\$0.00	\$1,800.00	\$1,800.00
<i>Communication</i>					
6506	Printing	.00	.00	100.00	100.00
<i>Communication Totals</i>		\$0.00	\$0.00	\$100.00	\$100.00
<i>Supplies and Minor Equipment</i>					
6601.1603	Supplies - Program	.00	.00	100.00	100.00
6602	Minor Equipment Purchases	.00	.00	100.00	100.00
<i>Supplies and Minor Equipment Totals</i>		\$0.00	\$0.00	\$200.00	\$200.00
<i>Other Financing Uses</i>					
7801	Operating Transfers Out	2,359.40	514.81	.00	.00



Budget Worksheet Report

Budget Year 2023

Account	Account Description	2020 Actual Amount	2021 Actual Amount	2022 Adopted Budget	2023 Final
Fund 100 - General					
EXPENSE					
Department 3545 - UAD Program					
<i>Other Financing Uses</i>					
<i>Other Financing Uses Totals</i>		\$2,359.40	\$514.81	\$0.00	\$0.00
Department 3545 - UAD Program Totals		\$3,420.20	\$1,262.30	\$7,267.00	\$2,531.00
Department 3546 - Positive Transition: Educational					
<i>Wages and Salaries</i>					
6006	Full Time Wages	.00	.00	3,500.00	500.00
<i>Wages and Salaries Totals</i>		\$0.00	\$0.00	\$3,500.00	\$500.00
<i>Premium Wages</i>					
6080	Overtime	2,644.73	2,735.88	5,200.00	5,200.00
6081	Premium Pay	19.65	.00	.00	.00
<i>Premium Wages Totals</i>		\$2,664.38	\$2,735.88	\$5,200.00	\$5,200.00
<i>Fringe Benefits</i>					
6101	FICA	160.73	164.96	540.00	354.00
6102	Medicare	37.59	38.59	127.00	83.00
6104	Health	694.93	946.04	1,200.00	1,200.00
6105	Dental	29.26	36.20	91.00	.00
6106	Vision	7.69	9.53	14.00	14.00
6107	Life	4.66	4.44	12.00	12.00
6108	Sick & Accident	9.48	13.26	16.00	20.00
<i>Fringe Benefits Totals</i>		\$944.34	\$1,213.02	\$2,000.00	\$1,683.00
<i>Fringe Benefits Other</i>					
6103	Retirement	225.13	277.97	278.00	278.00
6109	Workers Compensation	.00	.00	269.00	269.00
<i>Fringe Benefits Other Totals</i>		\$225.13	\$277.97	\$547.00	\$547.00
<i>Communication</i>					
6506	Printing	378.00	1,545.00	2,000.00	2,000.00
<i>Communication Totals</i>		\$378.00	\$1,545.00	\$2,000.00	\$2,000.00
<i>Supplies and Minor Equipment</i>					
6601.1607	Supplies - Other	59.36	292.10	1,500.00	1,500.00
<i>Supplies and Minor Equipment Totals</i>		\$59.36	\$292.10	\$1,500.00	\$1,500.00
<i>Other Financing Uses</i>					
7801	Operating Transfers Out	1,283.79	8,731.03	.00	.00
<i>Other Financing Uses Totals</i>		\$1,283.79	\$8,731.03	\$0.00	\$0.00



Budget Worksheet Report

Budget Year 2023

Account	Account Description	2020 Actual Amount	2021 Actual Amount	2022 Adopted Budget	2023 Final
Fund 100 - General					
EXPENSE					
Department	3546 - Positive Transition: Educational	\$5,555.00	\$14,795.00	\$14,747.00	\$11,430.00
	Totals				
Department	4000 - Beaver County Transit Authority				
	<i>Subsidies</i>				
6302	Transit Authority Subsidy	700,000.00	700,000.00	700,000.00	800,000.00
	<i>Subsidies Totals</i>	\$700,000.00	\$700,000.00	\$700,000.00	\$800,000.00
<i>Contra Revenue Accounts</i>					
7853	Pass-Thru BCTA	2,366,261.00	2,044,417.00	2,493,000.00	2,200,000.00
	<i>Contra Revenue Accounts Totals</i>	\$2,366,261.00	\$2,044,417.00	\$2,493,000.00	\$2,200,000.00
Department	4000 - Beaver County Transit Authority	\$3,066,261.00	\$2,744,417.00	\$3,193,000.00	\$3,000,000.00
	Totals				
Department	4550 - Department of Public Works				
	Sub-Department 028 - General				
	<i>Wages and Salaries</i>				
6006	Full Time Wages	1,574,454.86	1,620,203.05	1,659,500.00	1,731,661.00
6007	Part Time Wages	.00	619.44	.00	.00
6008	Other Wages - Temp / Season / Etc	.00	.00	17,280.00	17,280.00
	<i>Wages and Salaries Totals</i>	\$1,574,454.86	\$1,620,822.49	\$1,676,780.00	\$1,748,941.00
<i>Premium Wages</i>					
6077	Contracted Sick & Vacation Buy Back	2,875.80	1,370.16	5,000.00	5,000.00
6078	Lump Sum Longevity Pay	.00	250.00	1,000.00	250.00
6079	On-Call & Call Out Pay	230.70	77.43	100.00	200.00
6080	Overtime	(10,020.38)	(4,140.26)	40,000.00	40,000.00
6081	Premium Pay	3,206.52	3,394.82	6,000.00	3,500.00
	<i>Premium Wages Totals</i>	(\$3,707.36)	\$952.15	\$52,100.00	\$48,950.00
<i>Fringe Benefits</i>					
6101	FICA	98,927.44	101,720.16	102,889.00	110,927.00
6102	Medicare	23,136.28	23,789.49	24,063.00	25,943.00
6104	Health	367,200.00	387,088.46	396,000.00	424,829.00
6105	Dental	15,456.06	14,812.03	17,578.00	17,205.00
6106	Vision	4,066.74	3,897.26	4,625.00	4,277.00
6107	Life	2,657.76	2,107.23	2,151.00	2,138.00
6108	Sick & Accident	5,633.14	6,352.43	6,438.00	6,398.00
	<i>Fringe Benefits Totals</i>	\$517,077.42	\$539,767.06	\$553,744.00	\$591,717.00



Budget Worksheet Report

Budget Year 2023

Account	Account Description	2020 Actual Amount	2021 Actual Amount	2022 Adopted Budget	2023 Final
Fund 100 - General					
EXPENSE					
Department 4550 - Department of Public Works					
Sub-Department 028 - General					
<i>Fringe Benefits Other</i>					
6103	Retirement	140,012.51	163,571.42	163,572.00	163,572.00
6109	Workers Compensation	116,128.62	106,109.92	118,525.00	118,525.00
6111	Waiver of Health Insurance	5,538.24	5,999.76	6,000.00	4,050.00
<i>Fringe Benefits Other Totals</i>		\$261,679.37	\$275,681.10	\$288,097.00	\$286,147.00
<i>Personnel Expense</i>					
6206	Uniform / Clothing	4,120.55	4,357.98	7,500.00	900.00
6209	Employee Physicals	448.00	181.85	1,600.00	1,600.00
<i>Personnel Expense Totals</i>		\$4,568.55	\$4,539.83	\$9,100.00	\$2,500.00
<i>Occupancy</i>					
6405	Electric	11,656.75	9,036.10	16,065.00	16,065.00
6407	Water	504.30	548.28	583.00	583.00
6410	Heating Fuel	19,478.33	20,244.36	23,000.00	35,000.00
<i>Occupancy Totals</i>		\$31,639.38	\$29,828.74	\$39,648.00	\$51,648.00
<i>Communication</i>					
6501	Telephone / Internet	1,246.51	1,432.66	1,500.00	1,500.00
6502	Cellular / Air Card Service	5,123.77	4,958.88	7,000.00	7,000.00
6503	Data Circuits	1,736.88	1,736.88	2,800.00	2,800.00
6504	Postage	4.14	7.56	50.00	50.00
<i>Communication Totals</i>		\$8,111.30	\$8,135.98	\$11,350.00	\$11,350.00
<i>Supplies and Minor Equipment</i>					
6414.1401	Repairs & Maintenance - Buildings	14,486.47	.00	15,000.00	25,000.00
6414.1404	Repairs & Maintenance - Equipment	5,986.61	4,745.26	6,000.00	6,000.00
6414.1405	Repairs & Maintenance - Vehicles	8,830.80	9,959.90	15,000.00	15,000.00
6601.1606	Supplies - Maintenance	5,010.82	4,998.97	6,000.00	6,000.00
6601.1607	Supplies - Other	2,008.74	1,781.74	2,000.00	2,000.00
6602	Minor Equipment Purchases	3,574.04	6,798.41	3,655.00	10,000.00
6603	Equipment Rental	7,224.69	5,603.55	6,000.00	6,000.00
<i>Supplies and Minor Equipment Totals</i>		\$47,122.17	\$33,887.83	\$53,655.00	\$70,000.00
<i>Transportation</i>					
7557	Gasoline	31,882.16	45,473.13	42,000.00	62,000.00
<i>Transportation Totals</i>		\$31,882.16	\$45,473.13	\$42,000.00	\$62,000.00



Budget Worksheet Report

Budget Year 2023

Account	Account Description	2020 Actual Amount	2021 Actual Amount	2022 Adopted Budget	2023 Final
Fund 100 - General					
EXPENSE					
Department 4550 - Department of Public Works					
Sub-Department 028 - General					
General Administration					
7122	Other Expenses	1,492.92	1,496.52	1,500.00	1,500.00
7125	COVID-19 Expenses	8,295.56	.00	.00	.00
<i>General Administration Totals</i>		<u>\$9,788.48</u>	<u>\$1,496.52</u>	<u>\$1,500.00</u>	<u>\$1,500.00</u>
Sub-Department 028 - General Totals		\$2,482,616.33	\$2,560,584.83	\$2,727,974.00	\$2,874,753.00
Sub-Department 029 - Buildings and Grounds					
Occupancy					
6403	Custodial Services	177,710.35	186,312.23	180,000.00	180,000.00
6405	Electric	303,059.95	253,711.25	344,000.00	344,000.00
6406	Gas	67,775.39	57,099.84	67,000.00	67,000.00
6407	Water	11,183.04	9,898.53	11,170.00	11,170.00
6408	Sewage	14,914.56	8,889.21	18,230.00	18,230.00
6413	Storage	192.48	192.48	200.00	200.00
<i>Occupancy Totals</i>		<u>\$574,835.77</u>	<u>\$516,103.54</u>	<u>\$620,600.00</u>	<u>\$620,600.00</u>
Communication					
6507	Advertising	3,037.62	2,894.26	5,000.00	5,000.00
<i>Communication Totals</i>		<u>\$3,037.62</u>	<u>\$2,894.26</u>	<u>\$5,000.00</u>	<u>\$5,000.00</u>
Supplies and Minor Equipment					
6414.1401	Repairs & Maintenance - Buildings	32,723.94	38,936.30	27,500.00	27,500.00
6414.1403	Repairs & Maintenance - DJ Offices	8,537.20	7,122.24	25,000.00	25,000.00
6414.1404	Repairs & Maintenance - Equipment	4,127.40	100,386.56	35,000.00	35,000.00
6414.1406	Repairs & Maintenance - Miscellaneous Assets	5,462.50	4,000.00	6,200.00	6,200.00
6414.1407	Repairs & Maintenance - Darlington	.00	.00	3,000.00	5,000.00
6414.1408	Repairs & Maintenance - Courthouse Cafe	.00	.00	1,000.00	1,000.00
6602	Minor Equipment Purchases	750.27	5,156.19	13,000.00	13,000.00
6606	Maintenance Agreements	10,655.33	11,337.25	13,300.00	13,300.00
<i>Supplies and Minor Equipment Totals</i>		<u>\$62,256.64</u>	<u>\$166,938.54</u>	<u>\$124,000.00</u>	<u>\$126,000.00</u>
Consultant / Contracted Services					
6860	Misc Contracted Services	179,309.45	169,824.52	165,000.00	170,000.00
6878.1856	Elevator Services	3,379.66	.00	10,000.00	10,000.00
6878.1858	Lift Station Maintenance	.00	4.79	3,000.00	75,000.00
<i>Consultant / Contracted Services Totals</i>		<u>\$182,689.11</u>	<u>\$169,829.31</u>	<u>\$178,000.00</u>	<u>\$255,000.00</u>



Budget Worksheet Report

Budget Year 2023

Account	Account Description	2020 Actual Amount	2021 Actual Amount	2022 Adopted Budget	2023 Final
Fund 100 - General					
EXPENSE					
Department 4550 - Department of Public Works					
Sub-Department 029 - Buildings and Grounds					
<i>General Administration</i>					
7122	Other Expenses	15,280.90	16,244.09	15,000.00	15,000.00
7125	COVID-19 Expenses	3,760.00	.00	.00	.00
<i>General Administration Totals</i>		\$19,040.90	\$16,244.09	\$15,000.00	\$15,000.00
<i>Public Works and Enterprises</i>					
7559	Water Softeners	1,698.89	1,275.00	8,000.00	9,800.00
<i>Public Works and Enterprises Totals</i>		\$1,698.89	\$1,275.00	\$8,000.00	\$9,800.00
<i>Capital Outlay</i>					
7751	Capital Outlay - Vehicles	81,088.00	.00	.00	.00
7754	Capital Outlay - Equipment	23,274.55	8,409.00	.00	.00
<i>Capital Outlay Totals</i>		\$104,362.55	\$8,409.00	\$0.00	\$0.00
Sub-Department 029 - Buildings and Grounds Totals		\$947,921.48	\$881,693.74	\$950,600.00	\$1,031,400.00
Department 4550 - Department of Public Works Totals		\$3,430,537.81	\$3,442,278.57	\$3,678,574.00	\$3,906,153.00
Department 7010 - County Parks					
Sub-Department 030 - Parks					
<i>Occupancy</i>					
6405	Electric	29,692.50	23,848.08	29,925.00	29,925.00
6407	Water	4,176.16	4,269.32	6,001.00	6,001.00
6408	Sewage	6,398.00	7,723.75	9,000.00	9,000.00
6409	Rubbish Removal	16,577.91	15,124.63	15,000.00	22,000.00
<i>Occupancy Totals</i>		\$56,844.57	\$50,965.78	\$59,926.00	\$66,926.00
<i>Communication</i>					
6501	Telephone / Internet	1,360.26	1,546.88	1,600.00	1,600.00
<i>Communication Totals</i>		\$1,360.26	\$1,546.88	\$1,600.00	\$1,600.00
<i>Supplies and Minor Equipment</i>					
6414.1401	Repairs & Maintenance - Buildings	2,995.75	10,424.93	12,000.00	25,000.00
6414.1404	Repairs & Maintenance - Equipment	15,942.60	13,982.34	15,000.00	15,000.00
6414.1405	Repairs & Maintenance - Vehicles	3,498.10	917.98	4,000.00	4,000.00
6601.1606	Supplies - Maintenance	3,908.56	4,463.64	3,500.00	3,500.00
6602	Minor Equipment Purchases	1,683.92	5,656.94	1,500.00	5,000.00
6603	Equipment Rental	33,297.80	31,827.00	31,200.00	35,000.00
<i>Supplies and Minor Equipment Totals</i>		\$61,326.73	\$67,272.83	\$67,200.00	\$87,500.00



Budget Worksheet Report

Budget Year 2023

Account	Account Description	2020 Actual Amount	2021 Actual Amount	2022 Adopted Budget	2023 Final
Fund 100 - General					
EXPENSE					
Department 7010 - County Parks					
Sub-Department 030 - Parks					
<i>Consultant / Contracted Services</i>					
6878.1854	Roads	8,387.09	3,765.07	15,000.00	15,000.00
	<i>Consultant / Contracted Services Totals</i>	\$8,387.09	\$3,765.07	\$15,000.00	\$15,000.00
<i>General Administration</i>					
7122	Other Expenses	17,315.56	28,227.95	20,000.00	22,000.00
7125	COVID-19 Expenses	355.29	.00	.00	.00
	<i>General Administration Totals</i>	\$17,670.85	\$28,227.95	\$20,000.00	\$22,000.00
<i>Capital Outlay</i>					
7754	Capital Outlay - Equipment	81,151.60	.00	.00	.00
	<i>Capital Outlay Totals</i>	\$81,151.60	\$0.00	\$0.00	\$0.00
	Sub-Department 030 - Parks Totals	\$226,741.10	\$151,778.51	\$163,726.00	\$193,026.00
	Department 7010 - County Parks Totals	\$226,741.10	\$151,778.51	\$163,726.00	\$193,026.00
Department 7020 - Recreation					
Sub-Department 033 - Parks					
<i>Wages and Salaries</i>					
6006	Full Time Wages	14,893.04	94,804.30	98,200.00	38,739.00
	<i>Wages and Salaries Totals</i>	\$14,893.04	\$94,804.30	\$98,200.00	\$38,739.00
<i>Premium Wages</i>					
6077	Contracted Sick & Vacation Buy Back	.00	721.52	.00	.00
	<i>Premium Wages Totals</i>	\$0.00	\$721.52	\$0.00	\$0.00
<i>Fringe Benefits</i>					
6101	FICA	896.10	5,996.46	6,107.00	2,102.00
6102	Medicare	209.60	1,402.46	1,429.00	562.00
6104	Health	2,640.00	6,600.00	6,500.00	7,920.00
6105	Dental	111.10	707.19	607.00	321.00
6106	Vision	29.26	186.11	.00	80.00
6107	Life	16.84	86.52	.00	38.00
6108	Sick & Accident	33.50	272.88	.00	111.00
	<i>Fringe Benefits Totals</i>	\$3,936.40	\$15,251.62	\$14,643.00	\$11,134.00
<i>Fringe Benefits Other</i>					
6103	Retirement	1,462.08	1,553.75	1,554.00	1,544.00
6109	Workers Compensation	32.63	142.78	.00	.00
6111	Waiver of Health Insurance	.00	2,307.60	3,000.00	600.00



Budget Worksheet Report

Budget Year 2023

Account	Account Description	2020 Actual Amount	2021 Actual Amount	2022 Adopted Budget	2023 Final
Fund 100 - General					
EXPENSE					
Department 7020 - Recreation					
Sub-Department 033 - Parks					
<i>Fringe Benefits Other</i>					
<i>Fringe Benefits Other Totals</i>		\$1,494.71	\$4,004.13	\$4,554.00	\$2,144.00
<i>Personnel Expense</i>					
6201	Dues / Memberships	175.00	.00	300.00	300.00
<i>Personnel Expense Totals</i>		\$175.00	\$0.00	\$300.00	\$300.00
<i>Occupancy</i>					
6405	Electric	846.83	1,042.59	1,000.00	1,200.00
6407	Water	399.06	283.04	550.00	550.00
6410	Heating Fuel	.00	1,102.00	1,200.00	1,500.00
<i>Occupancy Totals</i>		\$1,245.89	\$2,427.63	\$2,750.00	\$3,250.00
<i>Communication</i>					
6502	Cellular / Air Card Service	221.04	.00	300.00	300.00
6504	Postage	321.46	319.50	600.00	600.00
6506	Printing	787.79	524.67	800.00	800.00
6507	Advertising	.00	2,024.10	.00	800.00
<i>Communication Totals</i>		\$1,330.29	\$2,868.27	\$1,700.00	\$2,500.00
<i>Supplies and Minor Equipment</i>					
6414.1401	Repairs & Maintenance - Buildings	(17.21)	.00	500.00	2,000.00
6601.1606	Supplies - Maintenance	191.20	675.79	500.00	500.00
6601.1607	Supplies - Other	468.30	443.15	1,225.00	2,000.00
6602	Minor Equipment Purchases	6,790.19	5,214.01	4,000.00	15,000.00
<i>Supplies and Minor Equipment Totals</i>		\$7,432.48	\$6,332.95	\$6,225.00	\$19,500.00
<i>Consultant / Contracted Services</i>					
6860	Misc Contracted Services	6,982.65	4,392.00	10,000.00	10,000.00
<i>Consultant / Contracted Services Totals</i>		\$6,982.65	\$4,392.00	\$10,000.00	\$10,000.00
<i>General Administration</i>					
7112	Promotional Expenses	798.75	945.00	800.00	1,000.00
7125	COVID-19 Expenses	2,527.77	.00	.00	.00
<i>General Administration Totals</i>		\$3,326.52	\$945.00	\$800.00	\$1,000.00
<i>Capital Outlay</i>					
7754	Capital Outlay - Equipment	10,523.00	.00	.00	.00
7757	Capital Outlay - Buildings	5,359.98	.00	.00	.00



Budget Worksheet Report

Budget Year 2023

Account	Account Description	2020 Actual Amount	2021 Actual Amount	2022 Adopted Budget	2023 Final
Fund 100 - General					
EXPENSE					
Department 7020 - Recreation					
Sub-Department 033 - Parks					
<i>Capital Outlay</i>					
<i>Capital Outlay Totals</i>		\$15,882.98	\$0.00	\$0.00	\$0.00
Sub-Department 033 - Parks Totals		\$56,699.96	\$131,747.42	\$139,172.00	\$88,567.00
Sub-Department 034 - Four Winds					
<i>Wages and Salaries</i>					
6006	Full Time Wages	229,066.83	220,719.61	206,300.00	280,186.00
6007	Part Time Wages	51,771.00	70,445.00	82,241.00	70,000.00
6008	Other Wages - Temp / Season / Etc	12,357.69	21,416.64	18,700.00	22,000.00
<i>Wages and Salaries Totals</i>		\$293,195.52	\$312,581.25	\$307,241.00	\$372,186.00
<i>Premium Wages</i>					
6077	Contracted Sick & Vacation Buy Back	704.34	947.45	2,500.00	2,500.00
6078	Lump Sum Longevity Pay	250.00	250.00	500.00	250.00
6080	Overtime	7,121.53	12,054.85	15,000.00	13,000.00
6081	Premium Pay	8,345.58	8,113.96	13,500.00	7,000.00
<i>Premium Wages Totals</i>		\$16,421.45	\$21,366.26	\$31,500.00	\$22,750.00
<i>Fringe Benefits</i>					
6101	FICA	18,724.41	20,212.70	19,049.00	23,882.00
6102	Medicare	4,379.11	4,727.21	4,455.00	5,586.00
6104	Health	72,900.00	73,920.00	88,540.00	66,212.00
6105	Dental	3,068.51	2,828.56	3,300.00	2,684.00
6106	Vision	807.34	744.24	950.00	667.00
6107	Life	459.91	346.08	390.00	459.00
6108	Sick & Accident	968.43	1,045.25	1,166.00	1,373.00
<i>Fringe Benefits Totals</i>		\$101,307.71	\$103,824.04	\$117,850.00	\$100,863.00
<i>Fringe Benefits Other</i>					
6103	Retirement	24,932.86	30,938.70	30,939.00	30,939.00
6109	Workers Compensation	15,253.52	14,901.55	22,000.00	22,000.00
6110	Unemployment Compensation	6,059.13	9,452.00	.00	.00
6111	Waiver of Health Insurance	.00	.00	.00	4,650.00
<i>Fringe Benefits Other Totals</i>		\$46,245.51	\$55,292.25	\$52,939.00	\$57,589.00



Budget Worksheet Report

Budget Year 2023

Account	Account Description	2020 Actual Amount	2021 Actual Amount	2022 Adopted Budget	2023 Final
Fund 100 - General					
EXPENSE					
Department 7020 - Recreation					
Sub-Department 034 - Four Winds					
<i>Personnel Expense</i>					
6201	Dues / Memberships	3,410.42	3,447.83	3,825.00	4,000.00
6209	Employee Physicals	680.00	1,039.00	700.00	700.00
6213	Background Checks	222.40	70.00	400.00	400.00
<i>Personnel Expense Totals</i>		<u>\$4,312.82</u>	<u>\$4,556.83</u>	<u>\$4,925.00</u>	<u>\$5,100.00</u>
<i>Occupancy</i>					
6405	Electric	144,273.90	142,159.01	165,000.00	170,000.00
6407	Water	5,827.74	6,354.18	7,000.00	7,000.00
6408	Sewage	11,569.75	13,428.80	12,500.00	13,000.00
6409	Rubbish Removal	2,787.09	2,870.64	3,000.00	3,000.00
6410	Heating Fuel	13,197.17	16,477.92	20,000.00	25,000.00
<i>Occupancy Totals</i>		<u>\$177,655.65</u>	<u>\$181,290.55</u>	<u>\$207,500.00</u>	<u>\$218,000.00</u>
<i>Communication</i>					
6501	Telephone / Internet	508.06	570.85	600.00	600.00
6503	Data Circuits	1,215.84	1,215.84	1,500.00	1,500.00
6504	Postage	.00	.00	100.00	100.00
6506	Printing	521.06	26.00	500.00	500.00
<i>Communication Totals</i>		<u>\$2,244.96</u>	<u>\$1,812.69</u>	<u>\$2,700.00</u>	<u>\$2,700.00</u>
<i>Supplies and Minor Equipment</i>					
6414.1401	Repairs & Maintenance - Buildings	4,113.89	20,504.16	7,500.00	9,000.00
6414.1404	Repairs & Maintenance - Equipment	48.13	2,673.65	1,500.00	1,500.00
6414.1405	Repairs & Maintenance - Vehicles	1,638.19	19,759.07	2,000.00	3,500.00
6601.1601	Supplies - Medical	371.17	355.58	500.00	500.00
6601.1606	Supplies - Maintenance	3,919.86	11,111.45	13,000.00	13,000.00
6601.1607	Supplies - Other	1,212.04	2,000.38	2,000.00	500.00
6602	Minor Equipment Purchases	3,748.19	1,764.40	2,000.00	2,000.00
6606	Maintenance Agreements	4,836.11	16,940.00	16,900.00	16,940.00
<i>Supplies and Minor Equipment Totals</i>		<u>\$19,887.58</u>	<u>\$75,108.69</u>	<u>\$45,400.00</u>	<u>\$46,940.00</u>
<i>Consultant / Contracted Services</i>					
6860	Misc Contracted Services	3,763.41	3,508.69	4,000.00	5,000.00
6878.1856	Elevator Services	.00	.00	1,500.00	1,500.00
6878.1857	Other Maintenance	7,826.38	15,028.54	20,000.00	20,000.00



Budget Worksheet Report

Budget Year 2023

Account	Account Description	2020 Actual Amount	2021 Actual Amount	2022 Adopted Budget	2023 Final
Fund 100 - General					
EXPENSE					
Department 7020 - Recreation					
Sub-Department 034 - Four Winds					
<i>Consultant / Contracted Services</i>					
<i>Consultant / Contracted Services Totals</i>		\$11,589.79	\$18,537.23	\$25,500.00	\$26,500.00
<i>General Administration</i>					
7122	Other Expenses	149.00	.00	.00	.00
7125	COVID-19 Expenses	7,788.90	.00	.00	.00
<i>General Administration Totals</i>		\$7,937.90	\$0.00	\$0.00	\$0.00
<i>Capital Outlay</i>					
7754	Capital Outlay - Equipment	26,495.41	.00	.00	.00
<i>Capital Outlay Totals</i>		\$26,495.41	\$0.00	\$0.00	\$0.00
<i>Contra Revenue Accounts</i>					
7852	Sales Tax Payments	26.46	1.60	.00	.00
<i>Contra Revenue Accounts Totals</i>		\$26.46	\$1.60	\$0.00	\$0.00
Sub-Department 034 - Four Winds Totals		\$707,320.76	\$774,371.39	\$795,555.00	\$852,628.00
Sub-Department 037 - Pool					
<i>Wages and Salaries</i>					
6006	Full Time Wages	3,723.07	.00	4,120.00	4,120.00
6008	Other Wages - Temp / Season / Etc	.00	26,684.33	43,255.00	43,255.00
<i>Wages and Salaries Totals</i>		\$3,723.07	\$26,684.33	\$47,375.00	\$47,375.00
<i>Fringe Benefits</i>					
6101	FICA	224.00	1,654.46	2,937.00	.00
6102	Medicare	52.33	386.91	686.00	.00
6104	Health	660.00	.00	890.00	.00
6105	Dental	27.72	.00	32.00	.00
6106	Vision	7.26	.00	10.00	.00
6107	Life	4.12	.00	4.00	.00
6108	Sick & Accident	8.35	.00	12.00	.00
<i>Fringe Benefits Totals</i>		\$983.78	\$2,041.37	\$4,571.00	\$0.00
<i>Fringe Benefits Other</i>					
6103	Retirement	382.70	388.42	389.00	389.00
6109	Workers Compensation	8.10	1,486.01	.00	.00
6110	Unemployment Compensation	671.50	.00	.00	.00
<i>Fringe Benefits Other Totals</i>		\$1,062.30	\$1,874.43	\$389.00	\$389.00



Budget Worksheet Report

Budget Year 2023

Account	Account Description	2020 Actual Amount	2021 Actual Amount	2022 Adopted Budget	2023 Final
Fund 100 - General					
EXPENSE					
Department 7020 - Recreation					
Sub-Department 037 - Pool					
<i>Personnel Expense</i>					
6203	Training	135.00	275.00	1,000.00	1,000.00
6209	Employee Physicals	49.00	1,251.00	500.00	500.00
6213	Background Checks	.00	375.40	500.00	500.00
<i>Personnel Expense Totals</i>		\$184.00	\$1,901.40	\$2,000.00	\$2,000.00
<i>Occupancy</i>					
6405	Electric	1,155.94	3,338.21	5,000.00	5,000.00
6407	Water	1,451.93	4,543.63	6,250.00	6,250.00
6408	Sewage	2,600.00	2,440.00	9,000.00	9,000.00
<i>Occupancy Totals</i>		\$5,207.87	\$10,321.84	\$20,250.00	\$20,250.00
<i>Communication</i>					
6501	Telephone / Internet	658.05	794.70	700.00	700.00
6504	Postage	.00	.00	100.00	100.00
6506	Printing	.00	30.00	50.00	50.00
6507	Advertising	.00	.00	250.00	250.00
<i>Communication Totals</i>		\$658.05	\$824.70	\$1,100.00	\$1,100.00
<i>Supplies and Minor Equipment</i>					
6414.1401	Repairs & Maintenance - Buildings	.00	1,345.17	1,420.00	1,420.00
6414.1404	Repairs & Maintenance - Equipment	.00	14.98	.00	.00
6601.1601	Supplies - Medical	.00	.00	100.00	100.00
6601.1606	Supplies - Maintenance	.00	1,440.73	1,500.00	1,500.00
6601.1607	Supplies - Other	30.76	.00	250.00	250.00
6602	Minor Equipment Purchases	79.70	8,756.94	1,500.00	1,500.00
<i>Supplies and Minor Equipment Totals</i>		\$110.46	\$11,557.82	\$4,770.00	\$4,770.00
<i>Consultant / Contracted Services</i>					
6860	Misc Contracted Services	.00	1,365.75	4,000.00	4,000.00
<i>Consultant / Contracted Services Totals</i>		\$0.00	\$1,365.75	\$4,000.00	\$4,000.00
<i>General Administration</i>					
7122	Other Expenses	45.00	.00	35.00	.00
7125	COVID-19 Expenses	77.50	.00	.00	.00
<i>General Administration Totals</i>		\$122.50	\$0.00	\$35.00	\$0.00
<i>Culture and Recreation</i>					
7453	Chemicals and Other Supplies	168.94	3,031.79	.00	.00



Budget Worksheet Report

Budget Year 2023

Account	Account Description	2020 Actual Amount	2021 Actual Amount	2022 Adopted Budget	2023 Final
Fund 100 - General					
EXPENSE					
Department 7020 - Recreation					
Sub-Department 037 - Pool					
Culture and Recreation					
<i>Culture and Recreation Totals</i>		\$168.94	\$3,031.79	\$0.00	\$0.00
Sub-Department 037 - Pool Totals		\$12,220.97	\$59,603.43	\$84,490.00	\$79,884.00
Department 7020 - Recreation Totals		\$776,241.69	\$965,722.24	\$1,019,217.00	\$1,021,079.00
Department 7030 - Library Commission					
Sub-Department 035 - County Library Commission					
Wages and Salaries					
6006	Full Time Wages	247,369.17	268,248.93	277,294.00	263,274.00
6007	Part Time Wages	16,106.35	9,049.50	.00	.00
<i>Wages and Salaries Totals</i>		\$263,475.52	\$277,298.43	\$277,294.00	\$263,274.00
Premium Wages					
6077	Contracted Sick & Vacation Buy Back	8.58	1,276.58	.00	.00
6078	Lump Sum Longevity Pay	435.00	435.00	435.00	435.00
6080	Overtime	.00	.00	25.00	50.00
<i>Premium Wages Totals</i>		\$443.58	\$1,711.58	\$460.00	\$485.00
Fringe Benefits					
6101	FICA	16,119.01	16,992.48	17,192.00	16,327.00
6102	Medicare	3,769.62	3,973.93	4,021.00	3,819.00
6104	Health	68,256.00	79,701.60	88,891.00	70,330.00
6105	Dental	3,479.04	3,620.48	3,480.00	3,490.00
6106	Vision	915.36	952.56	916.00	868.00
6107	Life	518.07	447.41	813.00	404.00
6108	Sick & Accident	1,076.73	1,356.21	1,055.00	1,208.00
<i>Fringe Benefits Totals</i>		\$94,133.83	\$107,044.67	\$116,368.00	\$96,446.00
Fringe Benefits Other					
6103	Retirement	22,335.09	27,533.00	28,992.00	28,992.00
6109	Workers Compensation	622.25	409.01	470.00	500.00
6111	Waiver of Health Insurance	2,976.80	2,999.88	3,000.00	3,750.00
<i>Fringe Benefits Other Totals</i>		\$25,934.14	\$30,941.89	\$32,462.00	\$33,242.00
Culture and Recreation					
7455	Payments to Other Libraries	100,000.00	120,000.00	120,000.00	120,000.00
<i>Culture and Recreation Totals</i>		\$100,000.00	\$120,000.00	\$120,000.00	\$120,000.00



Budget Worksheet Report

Budget Year 2023

Account	Account Description	2020 Actual Amount	2021 Actual Amount	2022 Adopted Budget	2023 Final
Fund 100 - General					
EXPENSE					
Department 7030 - Library Commission					
Sub-Department 035 - County Library Commission		\$483,987.07	\$536,996.57	\$546,584.00	\$513,447.00
		Totals			
Sub-Department 036 - Funded Library Programs					
<i>Wages and Salaries</i>					
6006	Full Time Wages	63,547.46	69,823.62	75,168.00	76,142.00
6008	Other Wages - Temp / Season / Etc	40,117.69	39,322.07	43,731.00	38,036.00
		<i>Wages and Salaries Totals</i>			
		\$103,665.15	\$109,145.69	\$118,899.00	\$114,178.00
<i>Premium Wages</i>					
6077	Contracted Sick & Vacation Buy Back	1.28	190.75	.00	.00
6078	Lump Sum Longevity Pay	65.00	65.00	72.00	72.00
		<i>Premium Wages Totals</i>			
		\$66.28	\$255.75	\$72.00	\$72.00
<i>Fringe Benefits</i>					
6101	FICA	6,367.37	6,639.65	8,561.00	7,079.00
6102	Medicare	1,489.26	1,552.96	1,725.00	1,656.00
6104	Health	18,144.00	21,938.40	21,989.00	24,711.00
6105	Dental	763.80	824.40	764.00	1,001.00
6106	Vision	201.00	216.96	201.00	249.00
6107	Life	113.61	102.61	179.00	116.00
6108	Sick & Accident	243.63	312.49	221.00	347.00
		<i>Fringe Benefits Totals</i>			
		\$27,322.67	\$31,587.47	\$33,640.00	\$35,159.00
<i>Fringe Benefits Other</i>					
6103	Retirement	5,700.83	6,636.50	5,178.00	5,200.00
6109	Workers Compensation	1,588.76	1,344.28	1,313.00	1,400.00
6110	Unemployment Compensation	432.50	.00	.00	.00
		<i>Fringe Benefits Other Totals</i>			
		\$7,722.09	\$7,980.78	\$6,491.00	\$6,600.00
<i>Personnel Expense</i>					
6201	Dues / Memberships	638.00	728.00	1,032.00	1,200.00
6202	Books and Subscriptions	67,221.93	60,227.59	63,071.00	68,216.00
6209	Employee Physicals	185.00	185.00	.00	.00
		<i>Personnel Expense Totals</i>			
		\$68,044.93	\$61,140.59	\$64,103.00	\$69,416.00
<i>Occupancy</i>					
6401	Rent	34,200.00	34,200.00	34,800.00	35,400.00
6405	Electric	1,823.09	1,906.34	3,000.00	3,000.00
6406	Gas	289.47	416.16	600.00	1,000.00



Budget Worksheet Report

Budget Year 2023

Account	Account Description	2020 Actual Amount	2021 Actual Amount	2022 Adopted Budget	2023 Final
Fund 100 - General					
EXPENSE					
Department 7030 - Library Commission					
Sub-Department 036 - Funded Library Programs					
Occupancy					
<i>Occupancy Totals</i>		\$36,312.56	\$36,522.50	\$38,400.00	\$39,400.00
<i>Communication</i>					
6501	Telephone / Internet	8,641.59	8,801.25	9,000.00	9,000.00
6503	Data Circuits	3,473.76	3,473.76	3,474.00	3,474.00
6504	Postage	295.00	369.47	300.00	300.00
6507	Advertising	1,010.54	.00	.00	.00
<i>Communication Totals</i>		\$13,420.89	\$12,644.48	\$12,774.00	\$12,774.00
<i>Supplies and Minor Equipment</i>					
6414.1405	Repairs & Maintenance - Vehicles	276.24	3,255.33	2,000.00	3,000.00
6601.1607	Supplies - Other	3,531.77	3,996.06	4,000.00	4,000.00
6602	Minor Equipment Purchases	7,150.84	15,944.42	7,000.00	16,000.00
6604.1608	Minor Outlay - Computer Software	3,305.61	2,447.59	3,000.00	3,000.00
6606	Maintenance Agreements	54,191.94	25,622.48	25,534.00	26,000.00
<i>Supplies and Minor Equipment Totals</i>		\$68,456.40	\$51,265.88	\$41,534.00	\$52,000.00
<i>Transportation</i>					
6751	Travel	1,077.04	1,203.00	2,572.00	2,800.00
7557	Gasoline	1,825.98	3,160.10	3,000.00	4,300.00
<i>Transportation Totals</i>		\$2,903.02	\$4,363.10	\$5,572.00	\$7,100.00
<i>Consultant / Contracted Services</i>					
6860	Misc Contracted Services	8,500.00	9,000.00	9,000.00	20,000.00
<i>Consultant / Contracted Services Totals</i>		\$8,500.00	\$9,000.00	\$9,000.00	\$20,000.00
<i>General Administration</i>					
7122	Other Expenses	9,471.90	22,091.03	10,000.00	22,006.00
7125	COVID-19 Expenses	966.32	.00	.00	.00
<i>General Administration Totals</i>		\$10,438.22	\$22,091.03	\$10,000.00	\$22,006.00
<i>Culture and Recreation</i>					
7452	Catalog Services	237.00	.00	.00	.00
7456	State-Aid Payments	401,723.66	401,723.66	401,724.00	470,941.00
<i>Culture and Recreation Totals</i>		\$401,960.66	\$401,723.66	\$401,724.00	\$470,941.00
Sub-Department 036 - Funded Library Programs		\$748,812.87	\$747,720.93	\$742,209.00	\$849,646.00
Totals					



Budget Worksheet Report

Budget Year 2023

Account	Account Description	2020 Actual Amount	2021 Actual Amount	2022 Adopted Budget	2023 Final
Fund 100 - General					
EXPENSE					
	Department 7030 - Library Commission Totals	\$1,232,799.94	\$1,284,717.50	\$1,288,793.00	\$1,363,093.00
	Department 7040 - Waste Management				
	<i>Wages and Salaries</i>				
6006	Full Time Wages	286,624.88	283,409.51	302,900.00	311,651.00
	<i>Wages and Salaries Totals</i>	\$286,624.88	\$283,409.51	\$302,900.00	\$311,651.00
	<i>Premium Wages</i>				
6077	Contracted Sick & Vacation Buy Back	.00	577.21	.00	.00
6080	Overtime	6,259.41	8,824.66	6,000.00	8,000.00
6081	Premium Pay	1,660.80	1,672.00	2,000.00	2,000.00
	<i>Premium Wages Totals</i>	\$7,920.21	\$11,073.87	\$8,000.00	\$10,000.00
	<i>Fringe Benefits</i>				
6101	FICA	17,763.11	17,771.60	18,777.00	19,819.00
6102	Medicare	4,154.27	4,156.24	4,392.00	4,635.00
6104	Health	57,600.00	63,360.00	63,360.00	63,360.00
6105	Dental	2,424.48	2,424.48	3,031.00	2,567.00
6106	Vision	637.92	637.92	798.00	638.00
6107	Life	451.20	370.80	371.00	371.00
6108	Sick & Accident	967.00	1,119.25	1,110.00	888.00
	<i>Fringe Benefits Totals</i>	\$83,997.98	\$89,840.29	\$91,839.00	\$92,278.00
	<i>Fringe Benefits Other</i>				
6103	Retirement	23,781.99	30,729.02	30,730.00	30,730.00
6109	Workers Compensation	16,278.18	14,134.71	16,948.00	16,948.00
	<i>Fringe Benefits Other Totals</i>	\$40,060.17	\$44,863.73	\$47,678.00	\$47,678.00
	<i>Personnel Expense</i>				
6201	Dues / Memberships	550.00	550.00	800.00	1,100.00
6203	Training	1,206.00	717.00	1,500.00	2,000.00
	<i>Personnel Expense Totals</i>	\$1,756.00	\$1,267.00	\$2,300.00	\$3,100.00
	<i>Occupancy</i>				
6401	Rent	4,500.00	4,500.00	4,500.00	4,500.00
6405	Electric	2,221.35	2,142.41	3,500.00	3,500.00
6409	Rubbish Removal	11,373.55	13,818.75	12,000.00	13,500.00
6410	Heating Fuel	575.75	1,328.25	5,000.00	5,000.00
	<i>Occupancy Totals</i>	\$18,670.65	\$21,789.41	\$25,000.00	\$26,500.00
	<i>Communication</i>				
6502	Cellular / Air Card Service	2,063.93	2,515.01	2,100.00	2,250.00



Budget Worksheet Report

Budget Year 2023

Account	Account Description	2020 Actual Amount	2021 Actual Amount	2022 Adopted Budget	2023 Final
Fund 100 - General					
EXPENSE					
Department 7040 - Waste Management					
Communication					
6504	Postage	91.04	68.80	150.00	150.00
6506	Printing	709.41	417.97	1,000.00	1,000.00
6507	Advertising	1,675.70	60.00	2,000.00	2,000.00
6508	Shipping	28,937.40	32,245.43	55,500.00	55,000.00
<i>Communication Totals</i>		\$33,477.48	\$35,307.21	\$60,750.00	\$60,400.00
<i>Supplies and Minor Equipment</i>					
6414.1401	Repairs & Maintenance - Buildings	995.89	2,929.90	8,000.00	8,000.00
6414.1404	Repairs & Maintenance - Equipment	12,752.20	8,101.14	10,000.00	10,000.00
6414.1405	Repairs & Maintenance - Vehicles	16,435.82	5,351.44	9,000.00	9,000.00
6601.1607	Supplies - Other	6,921.12	2,687.07	600.00	1,000.00
6602	Minor Equipment Purchases	401.91	4,460.65	500.00	1,500.00
6603	Equipment Rental	726.03	1,314.16	.00	.00
6606	Maintenance Agreements	288.00	669.00	1,400.00	1,400.00
<i>Supplies and Minor Equipment Totals</i>		\$38,520.97	\$25,513.36	\$29,500.00	\$30,900.00
<i>Transportation</i>					
6751	Travel	9.00	.00	2,000.00	2,000.00
7557	Gasoline	6,334.58	8,683.80	6,500.00	10,000.00
7560	Tank Fuel	3,100.05	2,113.38	2,500.00	5,000.00
7561	Off Road Fuel	3,441.94	2,266.26	2,500.00	5,000.00
<i>Transportation Totals</i>		\$12,885.57	\$13,063.44	\$13,500.00	\$22,000.00
<i>Consultant / Contracted Services</i>					
6858	Project Manager	.00	.00	5,000.00	5,000.00
<i>Consultant / Contracted Services Totals</i>		\$0.00	\$0.00	\$5,000.00	\$5,000.00
<i>General Administration</i>					
7122	Other Expenses	225.50	167.90	200.00	200.00
7125	COVID-19 Expenses	135.98	.00	.00	.00
<i>General Administration Totals</i>		\$361.48	\$167.90	\$200.00	\$200.00
<i>Culture and Recreation</i>					
7458.8262	Section 901 Grant Expense	.00	92,988.21	.00	.00
7458.8263	Section 902 Grant Expense	337,506.04	37,964.62	390,000.00	390,000.00
<i>Culture and Recreation Totals</i>		\$337,506.04	\$130,952.83	\$390,000.00	\$390,000.00



Budget Worksheet Report

Budget Year 2023

Account	Account Description	2020 Actual Amount	2021 Actual Amount	2022 Adopted Budget	2023 Final
Fund 100 - General					
EXPENSE					
Department 7040 - Waste Management					
<i>Capital Outlay</i>					
7751	Capital Outlay - Vehicles	105,694.00	56,794.00	.00	.00
7754	Capital Outlay - Equipment	15,596.77	109,937.00	.00	.00
7760	Infrastructure	9,994.43	.00	100,000.00	.00
<i>Capital Outlay Totals</i>		\$131,285.20	\$166,731.00	\$100,000.00	\$0.00
Department 7040 - Waste Management Totals		\$993,066.63	\$823,979.55	\$1,076,667.00	\$999,707.00
Department 8000 - Debt Payments and Administration					
<i>Debt Payments</i>					
7047	Interest GRN Federally Taxable Series of 2020 (PFA)	157,126.10	725,197.40	725,198.00	725,198.00
7048	Principal GRB Series of 2020 (BCEDA)	.00	.00	5,000.00	5,000.00
7049	Interest GRB Series of 2020 (BCEDA)	96,015.00	467,100.00	467,100.00	467,000.00
7074	Principal GRB Series of 2013	475,000.00	.00	.00	.00
7075	Interest GRB Series of 2013	50,805.00	.00	.00	.00
7084	Principal BC Lighting Upgrades Loan (DCED)	6,069.30	3,618.29	.00	.00
7085	Interest BC Lighting Upgrades Loan (DCED)	70.26	12.33	.00	.00
7087	Interest GRB Series of 2012	22,893.75	.00	.00	.00
7090	Principal GOB Federally Taxable Series B of 2016 Bond	1,555,000.00	1,605,000.00	1,645,000.00	1,735,000.00
7091	Interest GOB Federally Taxable Series B of 2016 Bond	1,220,373.00	1,183,177.44	1,143,181.00	1,096,151.00
7092	Principal GOB Series A of 2016 Bond	1,220,000.00	370,000.00	385,000.00	1,290,000.00
7093	Interest GOB Series A of 2016 Bond	244,381.25	119,637.50	101,138.00	81,888.00
7094	Principal GOB Series of 2017	2,640,000.00	2,770,000.00	2,890,000.00	3,095,000.00
7095	Interest GOB Series of 2017	2,246,078.13	1,987,081.26	1,873,882.00	1,738,707.00
7096	Principal GOB Series of 2020	.00	620,000.00	635,000.00	655,000.00
7097	Interest GOB Series of 2020	46,378.47	225,625.00	213,226.00	194,175.00
<i>Debt Payments Totals</i>		\$9,980,190.26	\$10,076,449.22	\$10,083,725.00	\$11,083,119.00
<i>General Administration</i>					
7122	Other Expenses	8,670.12	15,049.80	15,000.00	15,000.00
<i>General Administration Totals</i>		\$8,670.12	\$15,049.80	\$15,000.00	\$15,000.00
Department 8000 - Debt Payments and Administration Totals		\$9,988,860.38	\$10,091,499.02	\$10,098,725.00	\$11,098,119.00



Budget Worksheet Report

Budget Year 2023

Account	Account Description	2020 Actual Amount	2021 Actual Amount	2022 Adopted Budget	2023 Final
Fund 100 - General					
EXPENSE					
Department 8400 - County Matches / Subsidies					
<i>Subsidies</i>					
6301	CCBC Subsidy	4,242,500.00	4,242,500.00	4,242,500.00	4,242,500.00
6303	Agriculture Extension	187,856.00	187,856.00	187,856.00	187,856.00
6304	Agriculture Preservation Board	40,000.00	40,000.00	40,000.00	40,000.00
6305	Conservation District	165,000.00	150,000.00	150,000.00	150,000.00
6306	Economic Development	145,150.00	145,150.00	145,150.00	145,150.00
6309	Food Program	26,000.00	26,000.00	26,000.00	26,000.00
6311	BC Historical Research & Landmarks Foundation	15,000.00	5,000.00	5,000.00	5,000.00
6312	Humane Society	25,000.00	25,000.00	25,000.00	25,000.00
6315	Redevelopment Authority	35,000.00	35,000.00	35,000.00	35,000.00
6318	BC Genealogy & History Center	.00	10,000.00	10,000.00	10,000.00
6350	Other Subsidies	62,000.00	.00	.00	.00
<i>Subsidies Totals</i>		\$4,943,506.00	\$4,866,506.00	\$4,866,506.00	\$4,866,506.00
<i>County Matches</i>					
6701.1701	C&Y County Match	2,202,563.72	4,294,507.04	2,884,000.00	2,618,342.00
6701.1702	D&A County Match	40,000.00	80,000.00	80,000.00	80,000.00
6701.1703	Domestic Relations County Match	1,036,129.16	616,980.84	934,192.00	959,442.00
6701.1704	DUI County Match	1,205.11	1,486.87	1,700.00	1,700.00
6701.1705	MH/ID/EI County Match	732,898.97	674,108.00	735,000.00	735,000.00
6701.1706	Office On Aging County Match	25,000.00	25,000.00	25,000.00	25,000.00
<i>County Matches Totals</i>		\$4,037,796.96	\$5,692,082.75	\$4,659,892.00	\$4,419,484.00
<i>Contra Revenue Accounts</i>					
7854	Pass-Thru	9,361.33	1,877,168.11	.00	.00
<i>Contra Revenue Accounts Totals</i>		\$9,361.33	\$1,877,168.11	\$0.00	\$0.00
Department 8400 - County Matches / Subsidies Totals		\$8,990,664.29	\$12,435,756.86	\$9,526,398.00	\$9,285,990.00
EXPENSE TOTALS		\$77,553,202.03	\$80,314,990.25	\$82,032,165.00	\$85,013,814.00
Fund 100 - General Totals					
REVENUE TOTALS		\$85,146,041.30	\$81,287,418.48	\$82,032,165.00	\$85,013,814.00
EXPENSE TOTALS		\$77,553,202.03	\$80,314,990.25	\$82,032,165.00	\$85,013,814.00
Fund 100 - General Totals		\$7,592,839.27	\$972,428.23	\$0.00	\$0.00



Budget Worksheet Report

Budget Year 2023

Account	Account Description	2020 Actual Amount	2021 Actual Amount	2022 Adopted Budget	2023 Final
Fund 200	County Records Improvement				
	REVENUE				
	Department 1200 - County Records Improvement				
	Departmental Earnings				
4601	Act 8 Records Improvement	42,604.00	52,312.00	40,000.00	42,000.00
	<i>Departmental Earnings Totals</i>	<u>\$42,604.00</u>	<u>\$52,312.00</u>	<u>\$40,000.00</u>	<u>\$42,000.00</u>
	Investment Earnings				
4081	Interest	18.73	22.77	20.00	240.00
	<i>Investment Earnings Totals</i>	<u>\$18.73</u>	<u>\$22.77</u>	<u>\$20.00</u>	<u>\$240.00</u>
	Budgetary Fund Balance				
3900	Budgetary Beginning Fund Balance Unreserved	.00	.00	209,000.00	69,760.00
	<i>Budgetary Fund Balance Totals</i>	<u>\$0.00</u>	<u>\$0.00</u>	<u>\$209,000.00</u>	<u>\$69,760.00</u>
	Department 1200 - County Records Improvement	<u>\$42,622.73</u>	<u>\$52,334.77</u>	<u>\$249,020.00</u>	<u>\$112,000.00</u>
	Totals				
	REVENUE TOTALS	<u>\$42,622.73</u>	<u>\$52,334.77</u>	<u>\$249,020.00</u>	<u>\$112,000.00</u>
	EXPENSE				
	Department 1200 - County Records Improvement				
	Supplies and Minor Equipment				
6602	Minor Equipment Purchases	.00	.00	2,000.00	2,000.00
6606	Maintenance Agreements	6,550.00	5,458.33	10,000.00	10,000.00
	<i>Supplies and Minor Equipment Totals</i>	<u>\$6,550.00</u>	<u>\$5,458.33</u>	<u>\$12,000.00</u>	<u>\$12,000.00</u>
	General Administration				
7106	Special Project	.00	.00	50,000.00	100,000.00
	<i>General Administration Totals</i>	<u>\$0.00</u>	<u>\$0.00</u>	<u>\$50,000.00</u>	<u>\$100,000.00</u>
	Budgetary Fund Balance				
8900	Budgetary Ending Fund Balance	.00	.00	187,020.00	.00
	<i>Budgetary Fund Balance Totals</i>	<u>\$0.00</u>	<u>\$0.00</u>	<u>\$187,020.00</u>	<u>\$0.00</u>
	Department 1200 - County Records Improvement	<u>\$6,550.00</u>	<u>\$5,458.33</u>	<u>\$249,020.00</u>	<u>\$112,000.00</u>
	Totals				
	EXPENSE TOTALS	<u>\$6,550.00</u>	<u>\$5,458.33</u>	<u>\$249,020.00</u>	<u>\$112,000.00</u>
	Fund 200 - County Records Improvement Totals				
	REVENUE TOTALS	<u>\$42,622.73</u>	<u>\$52,334.77</u>	<u>\$249,020.00</u>	<u>\$112,000.00</u>
	EXPENSE TOTALS	<u>\$6,550.00</u>	<u>\$5,458.33</u>	<u>\$249,020.00</u>	<u>\$112,000.00</u>
	Fund 200 - County Records Improvement Totals	<u>\$36,072.73</u>	<u>\$46,876.44</u>	<u>\$0.00</u>	<u>\$0.00</u>



Budget Worksheet Report

Budget Year 2023

Account	Account Description	2020 Actual Amount	2021 Actual Amount	2022 Adopted Budget	2023 Final
Fund 201	Recorder of Deeds Records Improv				
	REVENUE				
	Department 1201 - Recorder Records Improvement				
	Departmental Earnings				
4601	Act 8 Records Improvement	63,906.00	78,468.00	65,000.00	65,000.00
	Departmental Earnings Totals	\$63,906.00	\$78,468.00	\$65,000.00	\$65,000.00
	Budgetary Fund Balance				
3900	Budgetary Beginning Fund Balance Unreserved	.00	.00	30,500.00	30,500.00
	Budgetary Fund Balance Totals	\$0.00	\$0.00	\$30,500.00	\$30,500.00
	Department 1201 - Recorder Records Improvement	\$63,906.00	\$78,468.00	\$95,500.00	\$95,500.00
	Totals	\$63,906.00	\$78,468.00	\$95,500.00	\$95,500.00
	REVENUE TOTALS	\$63,906.00	\$78,468.00	\$95,500.00	\$95,500.00
	EXPENSE				
	Department 1201 - Recorder Records Improvement				
	Supplies and Minor Equipment				
6602	Minor Equipment Purchases	18,862.90	2,393.00	20,000.00	20,000.00
6604.1607	Minor Outlay - Computer Hardware	.00	.00	5,000.00	5,000.00
6604.1608	Minor Outlay - Computer Software	.00	.00	5,000.00	5,000.00
6604.1609	Minor Outlay - Computer Supplies	.00	.00	2,000.00	2,000.00
	Supplies and Minor Equipment Totals	\$18,862.90	\$2,393.00	\$32,000.00	\$32,000.00
	Transportation				
6751	Travel	.00	.00	3,500.00	3,500.00
	Transportation Totals	\$0.00	\$0.00	\$3,500.00	\$3,500.00
	Consultant / Contracted Services				
6860	Misc Contracted Services	.00	.00	10,000.00	10,000.00
	Consultant / Contracted Services Totals	\$0.00	\$0.00	\$10,000.00	\$10,000.00
	Capital Outlay				
7754	Capital Outlay - Equipment	.00	36,010.00	50,000.00	50,000.00
	Capital Outlay Totals	\$0.00	\$36,010.00	\$50,000.00	\$50,000.00
	Department 1201 - Recorder Records Improvement	\$18,862.90	\$38,403.00	\$95,500.00	\$95,500.00
	Totals	\$18,862.90	\$38,403.00	\$95,500.00	\$95,500.00
	EXPENSE TOTALS	\$18,862.90	\$38,403.00	\$95,500.00	\$95,500.00
Fund 201	Recorder of Deeds Records Improv Totals				
	REVENUE TOTALS	\$63,906.00	\$78,468.00	\$95,500.00	\$95,500.00
	EXPENSE TOTALS	\$18,862.90	\$38,403.00	\$95,500.00	\$95,500.00
Fund 201	Recorder of Deeds Records Improv Totals	\$45,043.10	\$40,065.00	\$0.00	\$0.00



Budget Worksheet Report

Budget Year 2023

Account	Account Description	2020 Actual Amount	2021 Actual Amount	2022 Adopted Budget	2023 Final
Fund 202	Prothonotary Automation				
	REVENUE				
	Department 1202 - Prothonotary Automation				
	Departmental Earnings				
4603	Automation Receipts	9,584.95	10,785.00	10,800.00	10,380.00
	<i>Departmental Earnings Totals</i>	<u>\$9,584.95</u>	<u>\$10,785.00</u>	<u>\$10,800.00</u>	<u>\$10,380.00</u>
	Investment Earnings				
4081	Interest	4.75	5.35	4.00	20.00
	<i>Investment Earnings Totals</i>	<u>\$4.75</u>	<u>\$5.35</u>	<u>\$4.00</u>	<u>\$20.00</u>
	Budgetary Fund Balance				
3900	Budgetary Beginning Fund Balance Unreserved	.00	.00	55,572.00	.00
	<i>Budgetary Fund Balance Totals</i>	<u>\$0.00</u>	<u>\$0.00</u>	<u>\$55,572.00</u>	<u>\$0.00</u>
	Department 1202 - Prothonotary Automation Totals	<u>\$9,589.70</u>	<u>\$10,790.35</u>	<u>\$66,376.00</u>	<u>\$10,400.00</u>
	REVENUE TOTALS	<u>\$9,589.70</u>	<u>\$10,790.35</u>	<u>\$66,376.00</u>	<u>\$10,400.00</u>
	EXPENSE				
	Department 1202 - Prothonotary Automation				
	Personnel Expense				
6201	Dues / Memberships	.00	325.00	500.00	1,400.00
	<i>Personnel Expense Totals</i>	<u>\$0.00</u>	<u>\$325.00</u>	<u>\$500.00</u>	<u>\$1,400.00</u>
	Supplies and Minor Equipment				
6414.1404	Repairs & Maintenance - Equipment	.00	787.12	1,000.00	1,000.00
6602	Minor Equipment Purchases	1,215.80	1,007.00	1,500.00	1,500.00
6604.1608	Minor Outlay - Computer Software	3,116.48	2,200.00	1,000.00	1,000.00
	<i>Supplies and Minor Equipment Totals</i>	<u>\$4,332.28</u>	<u>\$3,994.12</u>	<u>\$3,500.00</u>	<u>\$3,500.00</u>
	Transportation				
6751	Travel	.00	750.00	5,500.00	5,500.00
	<i>Transportation Totals</i>	<u>\$0.00</u>	<u>\$750.00</u>	<u>\$5,500.00</u>	<u>\$5,500.00</u>
	Budgetary Fund Balance				
8900	Budgetary Ending Fund Balance	.00	.00	56,876.00	.00
	<i>Budgetary Fund Balance Totals</i>	<u>\$0.00</u>	<u>\$0.00</u>	<u>\$56,876.00</u>	<u>\$0.00</u>
	Department 1202 - Prothonotary Automation Totals	<u>\$4,332.28</u>	<u>\$5,069.12</u>	<u>\$66,376.00</u>	<u>\$10,400.00</u>
	EXPENSE TOTALS	<u>\$4,332.28</u>	<u>\$5,069.12</u>	<u>\$66,376.00</u>	<u>\$10,400.00</u>
	Fund 202 - Prothonotary Automation Totals				
	REVENUE TOTALS	<u>\$9,589.70</u>	<u>\$10,790.35</u>	<u>\$66,376.00</u>	<u>\$10,400.00</u>
	EXPENSE TOTALS	<u>\$4,332.28</u>	<u>\$5,069.12</u>	<u>\$66,376.00</u>	<u>\$10,400.00</u>
	Fund 202 - Prothonotary Automation Totals	<u>\$5,257.42</u>	<u>\$5,721.23</u>	<u>\$0.00</u>	<u>\$0.00</u>



Budget Worksheet Report

Budget Year 2023

Account	Account Description	2020 Actual Amount	2021 Actual Amount	2022 Adopted Budget	2023 Final
Fund 203 - Clerk of Courts Automation					
REVENUE					
Department 1203 - Clerk of Courts Automation					
<i>Departmental Earnings</i>					
4614	Miscellaneous Departmental Receipts	9,461.40	9,961.96	10,500.00	10,000.00
4625	Record Management Fee	7,639.47	10,267.37	10,000.00	12,000.00
<i>Departmental Earnings Totals</i>		\$17,100.87	\$20,229.33	\$20,500.00	\$22,000.00
<i>Investment Earnings</i>					
4081	Interest	12.21	14.46	.00	95.00
<i>Investment Earnings Totals</i>		\$12.21	\$14.46	\$0.00	\$95.00
Department 1203 - Clerk of Courts Automation Totals		\$17,113.08	\$20,243.79	\$20,500.00	\$22,095.00
REVENUE TOTALS		\$17,113.08	\$20,243.79	\$20,500.00	\$22,095.00
EXPENSE					
Department 1203 - Clerk of Courts Automation					
<i>Personnel Expense</i>					
6201	Dues / Memberships	.00	650.00	500.00	500.00
<i>Personnel Expense Totals</i>		\$0.00	\$650.00	\$500.00	\$500.00
<i>Communication</i>					
6501	Telephone / Internet	.00	2,762.46	3,200.00	1,100.00
<i>Communication Totals</i>		\$0.00	\$2,762.46	\$3,200.00	\$1,100.00
<i>Supplies and Minor Equipment</i>					
6602	Minor Equipment Purchases	5,043.30	2,592.13	3,000.00	2,500.00
<i>Supplies and Minor Equipment Totals</i>		\$5,043.30	\$2,592.13	\$3,000.00	\$2,500.00
<i>Transportation</i>					
6751	Travel	.00	.00	5,500.00	5,000.00
<i>Transportation Totals</i>		\$0.00	\$0.00	\$5,500.00	\$5,000.00
<i>Consultant / Contracted Services</i>					
6855	Computer Consultants Support	450.00	.00	.00	1,000.00
<i>Consultant / Contracted Services Totals</i>		\$450.00	\$0.00	\$0.00	\$1,000.00
<i>Debt Payments</i>					
7065	Principal Capital Lease	.00	.00	.00	3,000.00
<i>Debt Payments Totals</i>		\$0.00	\$0.00	\$0.00	\$3,000.00
<i>Capital Outlay</i>					
7754	Capital Outlay - Equipment	8,699.79	.00	3,000.00	3,000.00
<i>Capital Outlay Totals</i>		\$8,699.79	\$0.00	\$3,000.00	\$3,000.00
<i>Other Financing Uses</i>					
7801	Operating Transfers Out	7,500.00	.00	.00	.00
<i>Other Financing Uses Totals</i>		\$7,500.00	\$0.00	\$0.00	\$0.00



Budget Worksheet Report

Budget Year 2023

Account	Account Description	2020 Actual Amount	2021 Actual Amount	2022 Adopted Budget	2023 Final
Fund 203	Clerk of Courts Automation				
	EXPENSE				
	Department 1203 - Clerk of Courts Automation				
	Budgetary Fund Balance				
8900	Budgetary Ending Fund Balance	.00	.00	5,300.00	5,995.00
	<i>Budgetary Fund Balance Totals</i>	\$0.00	\$0.00	\$5,300.00	\$5,995.00
	Department 1203 - Clerk of Courts Automation Totals	\$21,693.09	\$6,004.59	\$20,500.00	\$22,095.00
	EXPENSE TOTALS	\$21,693.09	\$6,004.59	\$20,500.00	\$22,095.00
	Fund 203 - Clerk of Courts Automation Totals				
	REVENUE TOTALS	\$17,113.08	\$20,243.79	\$20,500.00	\$22,095.00
	EXPENSE TOTALS	\$21,693.09	\$6,004.59	\$20,500.00	\$22,095.00
	Fund 203 - Clerk of Courts Automation Totals	(\$4,580.01)	\$14,239.20	\$0.00	\$0.00
Fund 204	Register of Wills Automation				
	REVENUE				
	Department 1204 - Register of Wills Automation				
	Departmental Earnings				
4615	Register - Monthly Receipts	31,632.00	38,468.50	25,000.00	30,000.00
	<i>Departmental Earnings Totals</i>	\$31,632.00	\$38,468.50	\$25,000.00	\$30,000.00
	Investment Earnings				
4081	Interest	195.62	27.98	500.00	200.00
	<i>Investment Earnings Totals</i>	\$195.62	\$27.98	\$500.00	\$200.00
	Budgetary Fund Balance				
3900	Budgetary Beginning Fund Balance Unreserved	.00	.00	75,400.00	64,800.00
	<i>Budgetary Fund Balance Totals</i>	\$0.00	\$0.00	\$75,400.00	\$64,800.00
	Department 1204 - Register of Wills Automation Totals	\$31,827.62	\$38,496.48	\$100,900.00	\$95,000.00
	REVENUE TOTALS	\$31,827.62	\$38,496.48	\$100,900.00	\$95,000.00
	EXPENSE				
	Department 1204 - Register of Wills Automation				
	Supplies and Minor Equipment				
6602	Minor Equipment Purchases	.00	.00	20,000.00	20,000.00
	<i>Supplies and Minor Equipment Totals</i>	\$0.00	\$0.00	\$20,000.00	\$20,000.00
	Consultant / Contracted Services				
6855	Computer Consultants Support	.00	.00	15,000.00	15,000.00
	<i>Consultant / Contracted Services Totals</i>	\$0.00	\$0.00	\$15,000.00	\$15,000.00
	Capital Outlay				
7752	Capital Outlay - Computer Software	.00	.00	50,000.00	60,000.00
7753	Capital Outlay - Computer Hardware	14,906.70	.00	.00	.00
	<i>Capital Outlay Totals</i>	\$14,906.70	\$0.00	\$50,000.00	\$60,000.00



Budget Worksheet Report

Budget Year 2023

Account	Account Description	2020 Actual Amount	2021 Actual Amount	2022 Adopted Budget	2023 Final
Fund 204 - Register of Wills Automation					
EXPENSE					
Department 1204 - Register of Wills Automation					
<i>Budgetary Fund Balance</i>					
8900	Budgetary Ending Fund Balance	.00	.00	15,900.00	.00
<i>Budgetary Fund Balance Totals</i>		\$0.00	\$0.00	\$15,900.00	\$0.00
Department 1204 - Register of Wills Automation Totals		\$14,906.70	\$0.00	\$100,900.00	\$95,000.00
EXPENSE TOTALS		\$14,906.70	\$0.00	\$100,900.00	\$95,000.00
Fund 204 - Register of Wills Automation Totals					
REVENUE TOTALS		\$31,827.62	\$38,496.48	\$100,900.00	\$95,000.00
EXPENSE TOTALS		\$14,906.70	\$0.00	\$100,900.00	\$95,000.00
Fund 204 - Register of Wills Automation Totals		\$16,920.92	\$38,496.48	\$0.00	\$0.00
Fund 205 - Offenders Supervisory					
REVENUE					
Department 2205 - Offender Supervisory Fees					
<i>Intergovernmental - State Grants</i>					
4260.9030	OSF - State Share	349,467.28	408,659.37	290,000.00	600,000.00
<i>Intergovernmental - State Grants Totals</i>		\$349,467.28	\$408,659.37	\$290,000.00	\$600,000.00
<i>Departmental Earnings</i>					
4614	Miscellaneous Departmental Receipts	387,348.82	400,269.15	300,000.00	300,000.00
<i>Departmental Earnings Totals</i>		\$387,348.82	\$400,269.15	\$300,000.00	\$300,000.00
<i>Investment Earnings</i>					
4081	Interest	49.56	60.18	.00	250.00
<i>Investment Earnings Totals</i>		\$49.56	\$60.18	\$0.00	\$250.00
<i>Budgetary Fund Balance</i>					
3900	Budgetary Beginning Fund Balance Unreserved	.00	.00	80,000.00	.00
<i>Budgetary Fund Balance Totals</i>		\$0.00	\$0.00	\$80,000.00	\$0.00
Department 2205 - Offender Supervisory Fees Totals		\$736,865.66	\$808,988.70	\$670,000.00	\$900,250.00
REVENUE TOTALS		\$736,865.66	\$808,988.70	\$670,000.00	\$900,250.00
EXPENSE					
Department 2205 - Offender Supervisory Fees					
<i>Supplies and Minor Equipment</i>					
6602	Minor Equipment Purchases	39,957.97	42,106.07	.00	.00
<i>Supplies and Minor Equipment Totals</i>		\$39,957.97	\$42,106.07	\$0.00	\$0.00
<i>Capital Outlay</i>					
7751	Capital Outlay - Vehicles	.00	102,123.00	.00	.00
7752	Capital Outlay - Computer Software	.00	18,400.00	.00	.00
<i>Capital Outlay Totals</i>		\$0.00	\$120,523.00	\$0.00	\$0.00



Budget Worksheet Report

Budget Year 2023

Account	Account Description	2020 Actual Amount	2021 Actual Amount	2022 Adopted Budget	2023 Final
Fund	205 - Offenders Supervisory				
	EXPENSE				
	Department 2205 - Offender Supervisory Fees				
	Other Financing Uses				
7801	Operating Transfers Out	550,000.00	717,000.00	670,000.00	670,000.00
	<i>Other Financing Uses Totals</i>	\$550,000.00	\$717,000.00	\$670,000.00	\$670,000.00
	<i>Budgetary Fund Balance</i>				
8900	Budgetary Ending Fund Balance	.00	.00	.00	230,250.00
	<i>Budgetary Fund Balance Totals</i>	\$0.00	\$0.00	\$0.00	\$230,250.00
	Department 2205 - Offender Supervisory Fees Totals	\$589,957.97	\$879,629.07	\$670,000.00	\$900,250.00
	EXPENSE TOTALS	\$589,957.97	\$879,629.07	\$670,000.00	\$900,250.00
	Fund 205 - Offenders Supervisory Totals				
	REVENUE TOTALS	\$736,865.66	\$808,988.70	\$670,000.00	\$900,250.00
	EXPENSE TOTALS	\$589,957.97	\$879,629.07	\$670,000.00	\$900,250.00
	Fund 205 - Offenders Supervisory Totals	\$146,907.69	(\$70,640.37)	\$0.00	\$0.00
Fund	206 - Act 152 Demolition Fund				
	REVENUE				
	Department 1206 - Act 152 Demolition Fund				
	Departmental Earnings				
4420	Act 152 Demolition Fee	168,330.00	203,265.00	115,000.00	199,000.00
	<i>Departmental Earnings Totals</i>	\$168,330.00	\$203,265.00	\$115,000.00	\$199,000.00
	<i>Budgetary Fund Balance</i>				
3905	Budgetary Beginning Fund Balance Reserved	.00	.00	282,735.00	.00
	<i>Budgetary Fund Balance Totals</i>	\$0.00	\$0.00	\$282,735.00	\$0.00
	Department 1206 - Act 152 Demolition Fund Totals	\$168,330.00	\$203,265.00	\$397,735.00	\$199,000.00
	REVENUE TOTALS	\$168,330.00	\$203,265.00	\$397,735.00	\$199,000.00
	EXPENSE				
	Department 1206 - Act 152 Demolition Fund				
	Consultant / Contracted Services				
6860	Misc Contracted Services	.00	.00	.00	199,000.00
	<i>Consultant / Contracted Services Totals</i>	\$0.00	\$0.00	\$0.00	\$199,000.00
	<i>Budgetary Fund Balance</i>				
8900	Budgetary Ending Fund Balance	.00	.00	397,735.00	.00
	<i>Budgetary Fund Balance Totals</i>	\$0.00	\$0.00	\$397,735.00	\$0.00
	Department 1206 - Act 152 Demolition Fund Totals	\$0.00	\$0.00	\$397,735.00	\$199,000.00
	EXPENSE TOTALS	\$0.00	\$0.00	\$397,735.00	\$199,000.00
	Fund 206 - Act 152 Demolition Fund Totals				



Budget Worksheet Report

Budget Year 2023

Account	Account Description	2020 Actual Amount	2021 Actual Amount	2022 Adopted Budget	2023 Final
	REVENUE TOTALS	\$168,330.00	\$203,265.00	\$397,735.00	\$199,000.00
	EXPENSE TOTALS	\$0.00	\$0.00	\$397,735.00	\$199,000.00
Fund 206 - Act 152 Demolition Fund Totals		\$168,330.00	\$203,265.00	\$0.00	\$0.00
Fund 207 - Coronavirus Relief Fund					
REVENUE					
Department 1207 - Coronavirus Relief Fund					
<i>Intergovernmental -- Federal Grants</i>					
4155.21019	Coronavirus Relief Fund (CARES Act) (thru PA DCED)	14,804,241.00	.00	.00	.00
	<i>Intergovernmental -- Federal Grants Totals</i>	\$14,804,241.00	\$0.00	\$0.00	\$0.00
<i>Investment Earnings</i>					
4081	Interest	18,741.48	536.78	.00	.00
	<i>Investment Earnings Totals</i>	\$18,741.48	\$536.78	\$0.00	\$0.00
Department 1207 - Coronavirus Relief Fund Totals		\$14,822,982.48	\$536.78	\$0.00	\$0.00
	REVENUE TOTALS	\$14,822,982.48	\$536.78	\$0.00	\$0.00
EXPENSE					
Department 1207 - Coronavirus Relief Fund					
<i>General Administration</i>					
7126	Administration	116,042.07	.00	.00	.00
7127	County Response, Planning and Outreach	8,712,491.43	.00	.00	.00
7129	Assistance to County Municipalities	4,000,000.25	.00	.00	.00
7130	Small Business Grant Programs	1,290,257.61	.00	.00	.00
7135	Non-Profit Assistance Programs	704,727.90	.00	.00	.00
	<i>General Administration Totals</i>	\$14,823,519.26	\$0.00	\$0.00	\$0.00
Department 1207 - Coronavirus Relief Fund Totals		\$14,823,519.26	\$0.00	\$0.00	\$0.00
	EXPENSE TOTALS	\$14,823,519.26	\$0.00	\$0.00	\$0.00
Fund 207 - Coronavirus Relief Fund Totals					
	REVENUE TOTALS	\$14,822,982.48	\$536.78	\$0.00	\$0.00
	EXPENSE TOTALS	\$14,823,519.26	\$0.00	\$0.00	\$0.00
Fund 207 - Coronavirus Relief Fund Totals		(\$536.78)	\$536.78	\$0.00	\$0.00
Fund 208 - American Rescue Plan (ARP) Fund					
REVENUE					
Department 1208 - American Rescue Plan (ARP) Fund					
<i>Intergovernmental -- Federal Grants</i>					
4155.21027	Coronavirus State and Local Fiscal Recovery Funds (CSLRF)	.00	176,685.00	.00	.00
	<i>Intergovernmental -- Federal Grants Totals</i>	\$0.00	\$176,685.00	\$0.00	\$0.00
<i>Investment Earnings</i>					
4081	Interest	.00	5,035.02	.00	1,200,000.00



Budget Worksheet Report

Budget Year 2023

Account	Account Description	2020 Actual Amount	2021 Actual Amount	2022 Adopted Budget	2023 Final
Fund	208 - American Rescue Plan (ARP) Fund				
	REVENUE				
	Department 1208 - American Rescue Plan (ARP) Fund				
	Investment Earnings				
	<i>Investment Earnings Totals</i>	\$0.00	\$5,035.02	\$0.00	\$1,200,000.00
	<i>Budgetary Fund Balance</i>				
3900	Budgetary Beginning Fund Balance Unreserved	.00	.00	45,000,000.00	36,647,379.00
	<i>Budgetary Fund Balance Totals</i>	\$0.00	\$0.00	\$45,000,000.00	\$36,647,379.00
	Department 1208 - American Rescue Plan (ARP) Fund	\$0.00	\$181,720.02	\$45,000,000.00	\$37,847,379.00
	Totals				
	REVENUE TOTALS	\$0.00	\$181,720.02	\$45,000,000.00	\$37,847,379.00
	EXPENSE				
	Department 1208 - American Rescue Plan (ARP) Fund				
	General Administration				
7126	Administration	.00	160,090.00	.00	.00
7133.1120	Other Public Health Services - CountyWide Public Health Response	.00	6,000.00	.00	.00
7136.1400	Prevention in Congregate Settings - County	.00	7,595.00	.00	.00
7151.6100	Provision of Government Services - County Wide	.00	3,000.00	.00	.00
	<i>General Administration Totals</i>	\$0.00	\$176,685.00	\$0.00	\$0.00
	<i>Other Financing Uses</i>				
7801	Operating Transfers Out	.00	.00	2,000,000.00	2,847,379.00
	<i>Other Financing Uses Totals</i>	\$0.00	\$0.00	\$2,000,000.00	\$2,847,379.00
	<i>Budgetary Fund Balance</i>				
8900	Budgetary Ending Fund Balance	.00	.00	43,000,000.00	35,000,000.00
	<i>Budgetary Fund Balance Totals</i>	\$0.00	\$0.00	\$43,000,000.00	\$35,000,000.00
	Department 1208 - American Rescue Plan (ARP) Fund	\$0.00	\$176,685.00	\$45,000,000.00	\$37,847,379.00
	Totals				
	EXPENSE TOTALS	\$0.00	\$176,685.00	\$45,000,000.00	\$37,847,379.00
Fund	208 - American Rescue Plan (ARP) Fund Totals				
	REVENUE TOTALS	\$0.00	\$181,720.02	\$45,000,000.00	\$37,847,379.00
	EXPENSE TOTALS	\$0.00	\$176,685.00	\$45,000,000.00	\$37,847,379.00
Fund	208 - American Rescue Plan (ARP) Fund Totals	\$0.00	\$5,035.02	\$0.00	\$0.00



Budget Worksheet Report

Budget Year 2023

Account	Account Description	2020 Actual Amount	2021 Actual Amount	2022 Adopted Budget	2023 Final
Fund 210	Victim Witness				
	REVENUE				
	Department 2210 - Rights and Services				
	Intergovernmental - State Grants				
4242.8191	Victim / Witness State Share	79,942.56	89,969.42	106,653.00	106,653.00
	Intergovernmental - State Grants Totals	\$79,942.56	\$89,969.42	\$106,653.00	\$106,653.00
	Investment Earnings				
4081	Interest	1.84	3.28	.00	2.00
	Investment Earnings Totals	\$1.84	\$3.28	\$0.00	\$2.00
	Department 2210 - Rights and Services Totals	\$79,944.40	\$89,972.70	\$106,653.00	\$106,655.00
	Department 2211 - Victims of Crime				
	Intergovernmental -- Federal Grants				
4126.16575	Crime Victim Assistance	81,516.39	97,563.72	110,544.00	110,544.00
	Intergovernmental -- Federal Grants Totals	\$81,516.39	\$97,563.72	\$110,544.00	\$110,544.00
	Department 2211 - Victims of Crime Totals	\$81,516.39	\$97,563.72	\$110,544.00	\$110,544.00
	Department 2212 - Victims of Juvenile Offenders				
	Intergovernmental - State Grants				
4242.8196	Victim of Juvenile Offenders	22,022.84	30,053.28	38,852.00	38,852.00
	Intergovernmental - State Grants Totals	\$22,022.84	\$30,053.28	\$38,852.00	\$38,852.00
	Department 2212 - Victims of Juvenile Offenders Totals	\$22,022.84	\$30,053.28	\$38,852.00	\$38,852.00
	REVENUE TOTALS	\$183,483.63	\$217,589.70	\$256,049.00	\$256,051.00
	EXPENSE				
	Department 2210 - Rights and Services				
	Wages and Salaries				
6006	Full Time Wages	49,041.94	52,861.56	53,546.00	58,803.00
6007	Part Time Wages	2,691.54	3,351.90	3,937.00	4,187.00
	Wages and Salaries Totals	\$51,733.48	\$56,213.46	\$57,483.00	\$62,990.00
	Premium Wages				
6078	Lump Sum Longevity Pay	130.00	130.00	.00	.00
	Premium Wages Totals	\$130.00	\$130.00	\$0.00	\$0.00
	Fringe Benefits				
6101	FICA	3,121.71	3,382.23	3,564.00	4,095.00
6102	Medicare	730.13	791.06	835.00	958.00
6104	Health	16,668.01	20,737.20	25,276.00	22,176.00
6105	Dental	701.58	793.52	861.00	895.00
6106	Vision	184.62	208.85	226.00	226.00
6107	Life	100.20	97.09	105.00	105.00



Budget Worksheet Report

Budget Year 2023

Account	Account Description	2020 Actual Amount	2021 Actual Amount	2022 Adopted Budget	2023 Final
Fund 210	Victim Witness				
	EXPENSE				
	Department 2210 - Rights and Services				
	<i>Fringe Benefits</i>				
6108	Sick & Accident	232.02	293.12	315.00	315.00
	<i>Fringe Benefits Totals</i>	<u>\$21,738.27</u>	<u>\$26,303.07</u>	<u>\$31,182.00</u>	<u>\$28,770.00</u>
	<i>Fringe Benefits Other</i>				
6103	Retirement	4,062.50	6,235.45	5,191.00	5,191.00
6109	Workers Compensation	123.16	83.84	121.00	121.00
6110	Unemployment Compensation	2,429.64	(1.46)	.00	.00
	<i>Fringe Benefits Other Totals</i>	<u>\$6,615.30</u>	<u>\$6,317.83</u>	<u>\$5,312.00</u>	<u>\$5,312.00</u>
	<i>Personnel Expense</i>				
6209	Employee Physicals	122.40	27.20	.00	.00
6212	Employee Assistance Program	12.24	12.24	.00	13.00
	<i>Personnel Expense Totals</i>	<u>\$134.64</u>	<u>\$39.44</u>	<u>\$0.00</u>	<u>\$13.00</u>
	<i>Communication</i>				
6504	Postage	236.70	168.43	500.00	480.00
	<i>Communication Totals</i>	<u>\$236.70</u>	<u>\$168.43</u>	<u>\$500.00</u>	<u>\$480.00</u>
	<i>Supplies and Minor Equipment</i>				
6601.1607	Supplies - Other	1,163.48	761.88	4,058.00	5,130.00
6606	Maintenance Agreements	377.58	377.58	630.00	420.00
	<i>Supplies and Minor Equipment Totals</i>	<u>\$1,541.06</u>	<u>\$1,139.46</u>	<u>\$4,688.00</u>	<u>\$5,550.00</u>
	<i>Transportation</i>				
6751	Travel	.00	47.98	1,565.00	871.00
	<i>Transportation Totals</i>	<u>\$0.00</u>	<u>\$47.98</u>	<u>\$1,565.00</u>	<u>\$871.00</u>
	<i>General Administration</i>				
7108	Indirect Expense	.00	.00	.00	2,669.00
	<i>General Administration Totals</i>	<u>\$0.00</u>	<u>\$0.00</u>	<u>\$0.00</u>	<u>\$2,669.00</u>
	<i>Budgetary Fund Balance</i>				
8900	Budgetary Ending Fund Balance	.00	.00	5,923.00	.00
	<i>Budgetary Fund Balance Totals</i>	<u>\$0.00</u>	<u>\$0.00</u>	<u>\$5,923.00</u>	<u>\$0.00</u>
	Department 2210 - Rights and Services Totals	<u>\$82,129.45</u>	<u>\$90,359.67</u>	<u>\$106,653.00</u>	<u>\$106,655.00</u>
	Department 2211 - Victims of Crime				
	<i>Wages and Salaries</i>				
6006	Full Time Wages	48,825.07	52,939.46	52,594.00	58,632.00
6007	Part Time Wages	3,982.28	4,497.89	5,906.00	6,386.00
	<i>Wages and Salaries Totals</i>	<u>\$52,807.35</u>	<u>\$57,437.35</u>	<u>\$58,500.00</u>	<u>\$65,018.00</u>



Budget Worksheet Report

Budget Year 2023

Account	Account Description	2020 Actual Amount	2021 Actual Amount	2022 Adopted Budget	2023 Final
Fund 210	Victim Witness				
	EXPENSE				
	Department 2211 - Victims of Crime				
	<i>Premium Wages</i>				
6078	Lump Sum Longevity Pay	100.00	97.50	.00	.00
	<i>Premium Wages Totals</i>	<u>\$100.00</u>	<u>\$97.50</u>	<u>\$0.00</u>	<u>\$0.00</u>
	<i>Fringe Benefits</i>				
6101	FICA	3,186.76	3,469.93	3,627.00	4,230.00
6102	Medicare	745.29	811.55	848.00	990.00
6104	Health	16,680.01	20,882.42	24,742.00	22,176.00
6105	Dental	702.04	799.06	842.00	897.00
6106	Vision	184.75	210.25	222.00	222.00
6107	Life	100.36	97.79	103.00	103.00
6108	Sick & Accident	232.66	295.22	309.00	309.00
	<i>Fringe Benefits Totals</i>	<u>\$21,831.87</u>	<u>\$26,566.22</u>	<u>\$30,693.00</u>	<u>\$28,927.00</u>
	<i>Fringe Benefits Other</i>				
6103	Retirement	4,348.81	6,637.56	5,170.00	5,170.00
6109	Workers Compensation	125.61	85.64	127.00	127.00
	<i>Fringe Benefits Other Totals</i>	<u>\$4,474.42</u>	<u>\$6,723.20</u>	<u>\$5,297.00</u>	<u>\$5,297.00</u>
	<i>Personnel Expense</i>				
6209	Employee Physicals	149.60	40.80	.00	.00
6212	Employee Assistance Program	11.88	11.88	.00	12.00
	<i>Personnel Expense Totals</i>	<u>\$161.48</u>	<u>\$52.68</u>	<u>\$0.00</u>	<u>\$12.00</u>
	<i>Supplies and Minor Equipment</i>				
6601.1607	Supplies - Other	1,896.90	6,767.69	7,735.00	3,227.00
	<i>Supplies and Minor Equipment Totals</i>	<u>\$1,896.90</u>	<u>\$6,767.69</u>	<u>\$7,735.00</u>	<u>\$3,227.00</u>
	<i>Transportation</i>				
6751	Travel	.00	71.97	1,621.00	1,621.00
	<i>Transportation Totals</i>	<u>\$0.00</u>	<u>\$71.97</u>	<u>\$1,621.00</u>	<u>\$1,621.00</u>
	<i>Budgetary Fund Balance</i>				
8900	Budgetary Ending Fund Balance	.00	.00	6,698.00	6,442.00
	<i>Budgetary Fund Balance Totals</i>	<u>\$0.00</u>	<u>\$0.00</u>	<u>\$6,698.00</u>	<u>\$6,442.00</u>
	Department 2211 - Victims of Crime Totals	<u>\$81,272.02</u>	<u>\$97,716.61</u>	<u>\$110,544.00</u>	<u>\$110,544.00</u>
	Department 2212 - Victims of Juvenile Offenders				
	<i>Wages and Salaries</i>				
6006	Full Time Wages	8,359.77	9,213.39	8,792.00	9,681.00
6007	Part Time Wages	6,984.97	8,033.10	9,843.00	10,469.00



Budget Worksheet Report

Budget Year 2023

Account	Account Description	2020 Actual Amount	2021 Actual Amount	2022 Adopted Budget	2023 Final
Fund	210 - Victim Witness				
EXPENSE					
Department 2212 - Victims of Juvenile Offenders					
<i>Wages and Salaries</i>					
<i>Wages and Salaries Totals</i>		\$15,344.74	\$17,246.49	\$18,635.00	\$20,150.00
<i>Premium Wages</i>					
6078	Lump Sum Longevity Pay	20.00	22.50	.00	.00
<i>Premium Wages Totals</i>		\$20.00	\$22.50	\$0.00	\$0.00
<i>Fringe Benefits</i>					
6101	FICA	936.12	1,051.62	1,155.00	1,267.00
6102	Medicare	218.88	245.90	271.00	297.00
6104	Health	2,651.98	3,260.38	3,382.00	3,168.00
6105	Dental	111.68	124.76	115.00	134.00
6106	Vision	29.33	32.76	30.00	30.00
6107	Life	17.00	15.24	167.00	16.00
6108	Sick & Accident	35.37	46.22	42.00	42.00
<i>Fringe Benefits Totals</i>		\$4,000.36	\$4,776.88	\$5,162.00	\$4,954.00
<i>Fringe Benefits Other</i>					
6103	Retirement	1,778.04	2,562.74	990.00	990.00
6109	Workers Compensation	36.14	25.54	40.00	40.00
<i>Fringe Benefits Other Totals</i>		\$1,814.18	\$2,588.28	\$1,030.00	\$1,030.00
<i>Personnel Expense</i>					
6209	Employee Physicals	136.00	68.00	.00	.00
6212	Employee Assistance Program	11.88	11.88	.00	12.00
<i>Personnel Expense Totals</i>		\$147.88	\$79.88	\$0.00	\$12.00
<i>Supplies and Minor Equipment</i>					
6601.1607	Supplies - Other	566.34	5,309.22	9,930.00	8,897.00
<i>Supplies and Minor Equipment Totals</i>		\$566.34	\$5,309.22	\$9,930.00	\$8,897.00
<i>Transportation</i>					
6751	Travel	.00	119.96	1,565.00	2,167.00
<i>Transportation Totals</i>		\$0.00	\$119.96	\$1,565.00	\$2,167.00
<i>Budgetary Fund Balance</i>					
8900	Budgetary Ending Fund Balance	.00	.00	2,530.00	1,642.00
<i>Budgetary Fund Balance Totals</i>		\$0.00	\$0.00	\$2,530.00	\$1,642.00
Department 2212 - Victims of Juvenile Offenders		\$21,893.50	\$30,143.21	\$38,852.00	\$38,852.00
Totals					
EXPENSE TOTALS		\$185,294.97	\$218,219.49	\$256,049.00	\$256,051.00



Budget Worksheet Report

Budget Year 2023

Account	Account Description	2020 Actual Amount	2021 Actual Amount	2022 Adopted Budget	2023 Final
	Fund 210 - Victim Witness Totals				
	REVENUE TOTALS	\$183,483.63	\$217,589.70	\$256,049.00	\$256,051.00
	EXPENSE TOTALS	\$185,294.97	\$218,219.49	\$256,049.00	\$256,051.00
	Fund 210 - Victim Witness Totals	(\$1,811.34)	(\$629.79)	\$0.00	\$0.00
Fund 213 - Regional Booking Center					
	REVENUE				
	Department 2213 - Regional Booking Center				
	<i>Departmental Earnings</i>				
4416	Central Booking Fee	99,757.77	105,811.05	100,000.00	100,000.00
4614	Miscellaneous Departmental Receipts	3,360.00	3,140.00	4,000.00	4,000.00
	<i>Departmental Earnings Totals</i>	\$103,117.77	\$108,951.05	\$104,000.00	\$104,000.00
	Department 2213 - Regional Booking Center Totals	\$103,117.77	\$108,951.05	\$104,000.00	\$104,000.00
	REVENUE TOTALS	\$103,117.77	\$108,951.05	\$104,000.00	\$104,000.00
	EXPENSE				
	Department 2213 - Regional Booking Center				
	<i>Supplies and Minor Equipment</i>				
6601.1607	Supplies - Other	1,544.92	1,437.00	2,000.00	2,500.00
6606	Maintenance Agreements	13,299.72	13,145.20	14,000.00	15,000.00
	<i>Supplies and Minor Equipment Totals</i>	\$14,844.64	\$14,582.20	\$16,000.00	\$17,500.00
	<i>General Administration</i>				
7108	Indirect Expense	954.00	1,266.00	.00	.00
7125	COVID-19 Expenses	18.75	509.90	.00	.00
	<i>General Administration Totals</i>	\$972.75	\$1,775.90	\$0.00	\$0.00
	<i>Capital Outlay</i>				
7752	Capital Outlay - Computer Software	.00	22,090.43	.00	.00
	<i>Capital Outlay Totals</i>	\$0.00	\$22,090.43	\$0.00	\$0.00
	<i>Budgetary Fund Balance</i>				
8900	Budgetary Ending Fund Balance	.00	.00	88,000.00	86,500.00
	<i>Budgetary Fund Balance Totals</i>	\$0.00	\$0.00	\$88,000.00	\$86,500.00
	Department 2213 - Regional Booking Center Totals	\$15,817.39	\$38,448.53	\$104,000.00	\$104,000.00
	EXPENSE TOTALS	\$15,817.39	\$38,448.53	\$104,000.00	\$104,000.00
	Fund 213 - Regional Booking Center Totals				
	REVENUE TOTALS	\$103,117.77	\$108,951.05	\$104,000.00	\$104,000.00
	EXPENSE TOTALS	\$15,817.39	\$38,448.53	\$104,000.00	\$104,000.00
	Fund 213 - Regional Booking Center Totals	\$87,300.38	\$70,502.52	\$0.00	\$0.00



Budget Worksheet Report

Budget Year 2023

Account	Account Description	2020 Actual Amount	2021 Actual Amount	2022 Adopted Budget	2023 Final
Fund 220	Domestic Relations				
	REVENUE				
	Department 2220 - Domestic Relations				
	Intergovernmental -- Federal Grants				
4182.93563	Child Support Enforcement	1,538,136.56	2,253,095.11	1,938,326.00	1,988,929.00
	<i>Intergovernmental -- Federal Grants Totals</i>	<u>\$1,538,136.56</u>	<u>\$2,253,095.11</u>	<u>\$1,938,326.00</u>	<u>\$1,988,929.00</u>
	<i>Local Grants</i>				
4350	County Matches	1,036,129.16	616,980.84	934,192.00	959,442.00
	<i>Local Grants Totals</i>	<u>\$1,036,129.16</u>	<u>\$616,980.84</u>	<u>\$934,192.00</u>	<u>\$959,442.00</u>
	<i>Departmental Earnings</i>				
4617	Program Income	15,048.85	8,729.88	20,000.00	6,000.00
5601	Miscellaneous Income	.00	129.50	2,000.00	2,000.00
	<i>Departmental Earnings Totals</i>	<u>\$15,048.85</u>	<u>\$8,859.38</u>	<u>\$22,000.00</u>	<u>\$8,000.00</u>
	<i>Investment Earnings</i>				
4081	Interest	18.82	28.55	40.00	40.00
	<i>Investment Earnings Totals</i>	<u>\$18.82</u>	<u>\$28.55</u>	<u>\$40.00</u>	<u>\$40.00</u>
	Department 2220 - Domestic Relations Totals	<u>\$2,589,333.39</u>	<u>\$2,878,963.88</u>	<u>\$2,894,558.00</u>	<u>\$2,956,411.00</u>
	REVENUE TOTALS	<u>\$2,589,333.39</u>	<u>\$2,878,963.88</u>	<u>\$2,894,558.00</u>	<u>\$2,956,411.00</u>
	EXPENSE				
	Department 2220 - Domestic Relations				
	Wages and Salaries				
6006	Full Time Wages	1,859,702.82	1,787,482.80	1,852,989.00	1,844,128.00
	<i>Wages and Salaries Totals</i>	<u>\$1,859,702.82</u>	<u>\$1,787,482.80</u>	<u>\$1,852,989.00</u>	<u>\$1,844,128.00</u>
	<i>Premium Wages</i>				
6077	Contracted Sick & Vacation Buy Back	8,901.96	8,722.94	5,000.00	100.00
6078	Lump Sum Longevity Pay	1,750.00	1,750.00	.00	2,000.00
6081	Premium Pay	13.48	4.64	1,750.00	.00
	<i>Premium Wages Totals</i>	<u>\$10,665.44</u>	<u>\$10,477.58</u>	<u>\$6,750.00</u>	<u>\$2,100.00</u>
	<i>Fringe Benefits</i>				
6101	FICA	112,637.87	108,304.62	114,885.00	115,534.00
6102	Medicare	26,342.70	25,329.38	26,868.00	27,020.00
6104	Health	429,550.40	429,857.62	417,600.00	402,336.00
6105	Dental	18,080.48	16,600.10	17,577.00	16,292.00
6106	Vision	4,757.28	4,367.76	4,624.00	4,051.00
6107	Life	2,779.44	2,105.22	2,052.00	2,106.00
6108	Sick & Accident	5,874.77	6,339.02	6,660.00	6,082.00
	<i>Fringe Benefits Totals</i>	<u>\$600,022.94</u>	<u>\$592,903.72</u>	<u>\$590,266.00</u>	<u>\$573,421.00</u>



Budget Worksheet Report

Budget Year 2023

Account	Account Description	2020 Actual Amount	2021 Actual Amount	2022 Adopted Budget	2023 Final
Fund 220	Domestic Relations				
	EXPENSE				
	Department 2220 - Domestic Relations				
	<i>Fringe Benefits Other</i>				
6103	Retirement	175,000.93	242,953.45	175,000.00	223,011.00
6109	Workers Compensation	4,321.68	2,631.55	4,447.00	4,472.00
6111	Waiver of Health Insurance	4,453.67	3,807.54	3,000.00	9,000.00
	<i>Fringe Benefits Other Totals</i>	\$183,776.28	\$249,392.54	\$182,447.00	\$236,483.00
	<i>Personnel Expense</i>				
6201	Dues / Memberships	390.00	525.00	600.00	600.00
6202	Books and Subscriptions	5,291.48	5,912.68	6,000.00	6,000.00
6203	Training	.00	.00	2,000.00	2,000.00
6209	Employee Physicals	.00	331.00	245.00	245.00
6212	Employee Assistance Program	544.50	531.00	576.00	576.00
	<i>Personnel Expense Totals</i>	\$6,225.98	\$7,299.68	\$9,421.00	\$9,421.00
	<i>Occupancy</i>				
6401	Rent	2,600.00	2,600.00	2,600.00	2,600.00
6413	Storage	58.80	58.80	250.00	250.00
	<i>Occupancy Totals</i>	\$2,658.80	\$2,658.80	\$2,850.00	\$2,850.00
	<i>Communication</i>				
6501	Telephone / Internet	.00	3,463.79	2,000.00	2,000.00
6504	Postage	15,572.45	11,228.51	20,000.00	20,000.00
6506	Printing	.00	.00	400.00	400.00
	<i>Communication Totals</i>	\$15,572.45	\$14,692.30	\$22,400.00	\$22,400.00
	<i>Supplies and Minor Equipment</i>				
6414.1404	Repairs & Maintenance - Equipment	625.00	125.00	2,000.00	2,000.00
6601.1607	Supplies - Other	5,874.85	5,042.26	7,500.00	7,500.00
6602	Minor Equipment Purchases	2,482.98	1,405.50	5,600.00	5,600.00
6606	Maintenance Agreements	958.00	958.00	2,000.00	2,000.00
	<i>Supplies and Minor Equipment Totals</i>	\$9,940.83	\$7,530.76	\$17,100.00	\$17,100.00
	<i>Transportation</i>				
6751	Travel	522.82	5,300.57	7,500.00	10,000.00
	<i>Transportation Totals</i>	\$522.82	\$5,300.57	\$7,500.00	\$10,000.00
	<i>Consultant / Contracted Services</i>				
6851	Auditing	3,700.00	5,000.00	4,600.00	4,600.00
6863	Counseling Fees	3,255.00	3,101.00	7,500.00	7,500.00
	<i>Consultant / Contracted Services Totals</i>	\$6,955.00	\$8,101.00	\$12,100.00	\$12,100.00



Budget Worksheet Report

Budget Year 2023

Account	Account Description	2020 Actual Amount	2021 Actual Amount	2022 Adopted Budget	2023 Final
Fund	220 - Domestic Relations				
	EXPENSE				
	Department 2220 - Domestic Relations				
	General Administration				
7108	Indirect Expense	155,223.05	162,703.17	183,735.00	219,408.00
7110	Collection Expenses	.00	.00	2,000.00	2,000.00
7125	COVID-19 Expenses	994.05	.00	.00	.00
	<i>General Administration Totals</i>	<u>\$156,217.10</u>	<u>\$162,703.17</u>	<u>\$185,735.00</u>	<u>\$221,408.00</u>
	Judicial / Courts				
6204	Constable / Sheriff Costs	700.00	1,575.00	2,000.00	2,000.00
7252	Blood Tests	1,581.00	1,859.50	3,000.00	3,000.00
	<i>Judicial / Courts Totals</i>	<u>\$2,281.00</u>	<u>\$3,434.50</u>	<u>\$5,000.00</u>	<u>\$5,000.00</u>
	Department 2220 - Domestic Relations Totals	<u>\$2,854,541.46</u>	<u>\$2,851,977.42</u>	<u>\$2,894,558.00</u>	<u>\$2,956,411.00</u>
	EXPENSE TOTALS	<u>\$2,854,541.46</u>	<u>\$2,851,977.42</u>	<u>\$2,894,558.00</u>	<u>\$2,956,411.00</u>
	Fund 220 - Domestic Relations Totals				
	REVENUE TOTALS	<u>\$2,589,333.39</u>	<u>\$2,878,963.88</u>	<u>\$2,894,558.00</u>	<u>\$2,956,411.00</u>
	EXPENSE TOTALS	<u>\$2,854,541.46</u>	<u>\$2,851,977.42</u>	<u>\$2,894,558.00</u>	<u>\$2,956,411.00</u>
	Fund 220 - Domestic Relations Totals	<u>(\$265,208.07)</u>	<u>\$26,986.46</u>	<u>\$0.00</u>	<u>\$0.00</u>
Fund	225 - Hazardous Materials				
	REVENUE				
	Department 3225 - Emergency Management Act 147				
	Intergovernmental - State Grants				
4259.8295	Act 147	33,437.34	105,395.66	64,755.00	79,809.00
	<i>Intergovernmental - State Grants Totals</i>	<u>\$33,437.34</u>	<u>\$105,395.66</u>	<u>\$64,755.00</u>	<u>\$79,809.00</u>
	Investment Earnings				
4081	Interest	6.20	7.01	.00	20.00
	<i>Investment Earnings Totals</i>	<u>\$6.20</u>	<u>\$7.01</u>	<u>\$0.00</u>	<u>\$20.00</u>
	Department 3225 - Emergency Management Act 147 Totals	<u>\$33,443.54</u>	<u>\$105,402.67</u>	<u>\$64,755.00</u>	<u>\$79,829.00</u>
	Department 3226 - Emergency Services / Haz Mat				
	Intergovernmental -- Federal Grants				
4152.20703	Interagency Haz Mats Public Sector Training & Planning Grants	.00	7,952.00	6,000.00	19,864.00
	<i>Intergovernmental -- Federal Grants Totals</i>	<u>\$0.00</u>	<u>\$7,952.00</u>	<u>\$6,000.00</u>	<u>\$19,864.00</u>
	Intergovernmental - State Grants				
4259.8296	Hazardous Materials Safety Program	15,024.58	42,789.00	28,602.00	21,965.00
4292	Act 165 - Chemical Facility	79,702.40	73,508.28	78,550.00	77,375.00
	<i>Intergovernmental - State Grants Totals</i>	<u>\$94,726.98</u>	<u>\$116,297.28</u>	<u>\$107,152.00</u>	<u>\$99,340.00</u>



Budget Worksheet Report

Budget Year 2023

Account	Account Description	2020 Actual Amount	2021 Actual Amount	2022 Adopted Budget	2023 Final
Fund 225	Hazardous Materials				
	REVENUE				
	Department 3226 - Emergency Services / Haz Mat				
	Contributions and Donations				
4355	Contributions and Donations	500.00	500.00	.00	500.00
	<i>Contributions and Donations Totals</i>	<u>\$500.00</u>	<u>\$500.00</u>	<u>\$0.00</u>	<u>\$500.00</u>
	Investment Earnings				
4081	Interest	9.24	11.14	10.00	20.00
	<i>Investment Earnings Totals</i>	<u>\$9.24</u>	<u>\$11.14</u>	<u>\$10.00</u>	<u>\$20.00</u>
	Reimbursement Income				
5882	Capital / Damage Reimbursement	1,050.00	.00	.00	.00
	<i>Reimbursement Income Totals</i>	<u>\$1,050.00</u>	<u>\$0.00</u>	<u>\$0.00</u>	<u>\$0.00</u>
	Budgetary Fund Balance				
3900	Budgetary Beginning Fund Balance Unreserved	.00	.00	20,000.00	19,000.00
	<i>Budgetary Fund Balance Totals</i>	<u>\$0.00</u>	<u>\$0.00</u>	<u>\$20,000.00</u>	<u>\$19,000.00</u>
	Department 3226 - Emergency Services / Haz Mat	\$96,286.22	\$124,760.42	\$133,162.00	\$138,724.00
	Totals				
	REVENUE TOTALS	<u>\$129,729.76</u>	<u>\$230,163.09</u>	<u>\$197,917.00</u>	<u>\$218,553.00</u>
	EXPENSE				
	Department 3225 - Emergency Management Act 147				
	Supplies and Minor Equipment				
6602	Minor Equipment Purchases	.00	26,871.55	.00	.00
6606	Maintenance Agreements	6,039.50	5,900.00	6,700.00	6,700.00
	<i>Supplies and Minor Equipment Totals</i>	<u>\$6,039.50</u>	<u>\$32,771.55</u>	<u>\$6,700.00</u>	<u>\$6,700.00</u>
	Transportation				
6751	Travel	.00	.00	1,000.00	.00
	<i>Transportation Totals</i>	<u>\$0.00</u>	<u>\$0.00</u>	<u>\$1,000.00</u>	<u>\$0.00</u>
	Consultant / Contracted Services				
6851	Auditing	500.00	500.00	500.00	500.00
6860	Misc Contracted Services	6,511.00	10,920.00	17,300.00	22,400.00
	<i>Consultant / Contracted Services Totals</i>	<u>\$7,011.00</u>	<u>\$11,420.00</u>	<u>\$17,800.00</u>	<u>\$22,900.00</u>
	Debt Payments				
7065	Principal Capital Lease	3,462.00	3,462.00	4,000.00	3,462.00
	<i>Debt Payments Totals</i>	<u>\$3,462.00</u>	<u>\$3,462.00</u>	<u>\$4,000.00</u>	<u>\$3,462.00</u>
	General Administration				
7122	Other Expenses	124.50	318.26	300.00	638.00
	<i>General Administration Totals</i>	<u>\$124.50</u>	<u>\$318.26</u>	<u>\$300.00</u>	<u>\$638.00</u>
	Public Service / Safety				
7351	Act 147 Expenses	14,565.28	14,364.60	17,700.00	30,629.00



Budget Worksheet Report

Budget Year 2023

Account	Account Description	2020 Actual Amount	2021 Actual Amount	2022 Adopted Budget	2023 Final
Fund 225	Hazardous Materials				
	EXPENSE				
	Department 3225 - Emergency Management Act 147				
	<i>Public Service / Safety</i>				
7355	Act 147 Expenses Related to Municipalities	3,550.00	25,269.58	17,255.00	15,500.00
	<i>Public Service / Safety Totals</i>	\$18,115.28	\$39,634.18	\$34,955.00	\$46,129.00
	<i>Capital Outlay</i>				
7754	Capital Outlay - Equipment	.00	15,702.60	.00	.00
	<i>Capital Outlay Totals</i>	\$0.00	\$15,702.60	\$0.00	\$0.00
	Department 3225 - Emergency Management Act 147	\$34,752.28	\$103,308.59	\$64,755.00	\$79,829.00
	Totals				
	Department 3226 - Emergency Services / Haz Mat				
	<i>Personnel Expense</i>				
6201	Dues / Memberships	460.00	560.00	500.00	700.00
6202	Books and Subscriptions	.00	.00	500.00	500.00
6203	Training	1,400.00	364.88	5,000.00	5,000.00
6206	Uniform / Clothing	100.00	666.44	2,500.00	2,500.00
6209	Employee Physicals	10,048.98	12,191.99	14,000.00	14,000.00
	<i>Personnel Expense Totals</i>	\$12,008.98	\$13,783.31	\$22,500.00	\$22,700.00
	<i>Occupancy</i>				
6405	Electric	3,650.17	3,320.20	4,600.00	4,000.00
6406	Gas	21,677.95	19,255.17	21,000.00	30,000.00
6407	Water	310.35	299.58	500.00	500.00
6408	Sewage	491.75	472.50	500.00	500.00
	<i>Occupancy Totals</i>	\$26,130.22	\$23,347.45	\$26,600.00	\$35,000.00
	<i>Communication</i>				
6501	Telephone / Internet	5,839.00	5,201.31	7,300.00	7,000.00
	<i>Communication Totals</i>	\$5,839.00	\$5,201.31	\$7,300.00	\$7,000.00
	<i>Supplies and Minor Equipment</i>				
6414.1401	Repairs & Maintenance - Buildings	2,844.28	6,508.27	6,000.00	4,000.00
6414.1404	Repairs & Maintenance - Equipment	3,091.18	890.09	5,000.00	2,000.00
6414.1405	Repairs & Maintenance - Vehicles	4,413.16	4,364.97	9,660.00	9,267.00
6601.1607	Supplies - Other	1,224.18	894.23	1,500.00	1,000.00
6602	Minor Equipment Purchases	6,289.27	5,326.14	10,000.00	5,000.00
6606	Maintenance Agreements	657.87	1,046.43	4,000.00	.00
	<i>Supplies and Minor Equipment Totals</i>	\$18,519.94	\$19,030.13	\$36,160.00	\$21,267.00



Budget Worksheet Report

Budget Year 2023

Account	Account Description	2020 Actual Amount	2021 Actual Amount	2022 Adopted Budget	2023 Final
Fund	225 - Hazardous Materials				
	EXPENSE				
	Department 3226 - Emergency Services / Haz Mat				
	<i>Transportation</i>				
6751	Travel	.00	324.66	5,000.00	5,000.00
7557	Gasoline	.00	.00	2,000.00	.00
	<i>Transportation Totals</i>	\$0.00	\$324.66	\$7,000.00	\$5,000.00
	<i>Consultant / Contracted Services</i>				
6851	Auditing	500.00	500.00	500.00	500.00
6860	Misc Contracted Services	.00	9,940.00	.00	.00
	<i>Consultant / Contracted Services Totals</i>	\$500.00	\$10,440.00	\$500.00	\$500.00
	<i>Debt Payments</i>				
7065	Principal Capital Lease	3,462.00	3,462.00	.00	3,462.00
	<i>Debt Payments Totals</i>	\$3,462.00	\$3,462.00	\$0.00	\$3,462.00
	<i>General Administration</i>				
7114	Admin Expense Reimbursement	20,000.00	24,301.00	28,602.00	21,965.00
7122	Other Expenses	3,111.68	2,988.19	4,000.00	4,000.00
	<i>General Administration Totals</i>	\$23,111.68	\$27,289.19	\$32,602.00	\$25,965.00
	<i>Public Service / Safety</i>				
7357	Fire Extinguisher Service	242.00	.00	500.00	500.00
	<i>Public Service / Safety Totals</i>	\$242.00	\$0.00	\$500.00	\$500.00
	<i>Capital Outlay</i>				
7754	Capital Outlay - Equipment	.00	7,851.30	.00	17,330.00
	<i>Capital Outlay Totals</i>	\$0.00	\$7,851.30	\$0.00	\$17,330.00
	Department 3226 - Emergency Services / Haz Mat	\$89,813.82	\$110,729.35	\$133,162.00	\$138,724.00
	EXPENSE TOTALS	\$124,566.10	\$214,037.94	\$197,917.00	\$218,553.00
	Fund 225 - Hazardous Materials Totals				
	REVENUE TOTALS	\$129,729.76	\$230,163.09	\$197,917.00	\$218,553.00
	EXPENSE TOTALS	\$124,566.10	\$214,037.94	\$197,917.00	\$218,553.00
	Fund 225 - Hazardous Materials Totals	\$5,163.66	\$16,125.15	\$0.00	\$0.00
Fund	230 - Liquid Fuels				
	REVENUE				
	Department 4230 - Liquid Fuels				
	<i>Intergovernmental -- Federal Grants</i>				
4151.20205	Highway Planning and Construction	485,431.41	82,004.45	.00	.00
	<i>Intergovernmental -- Federal Grants Totals</i>	\$485,431.41	\$82,004.45	\$0.00	\$0.00



Budget Worksheet Report

Budget Year 2023

Account	Account Description	2020 Actual Amount	2021 Actual Amount	2022 Adopted Budget	2023 Final
Fund	230 - Liquid Fuels				
	REVENUE				
	Department 4230 - Liquid Fuels				
	<i>Intergovernmental - State Grants</i>				
4250.8242	Bi-Annual Liquid Fuels	349,631.59	336,268.55	290,000.00	364,000.00
4250.8243	Bridges	108,985.39	19,932.21	.00	.00
4250.8244	Lighting	65,315.82	47,615.27	61,000.00	52,500.00
4250.8245	Act 44 Bridge Funds	136,353.06	136,536.38	136,000.00	136,000.00
4250.8246	Act 13 Marcellus Shale Allocation	231,051.37	160,462.06	160,000.00	274,732.00
4250.8247	Act 89 Bridge Funds	240,310.49	264,986.16	260,000.00	264,000.00
4250.8248	County Fee for Local Use Fund	821,300.00	844,330.00	845,000.00	844,000.00
	<i>Intergovernmental - State Grants Totals</i>	\$1,952,947.72	\$1,810,130.63	\$1,752,000.00	\$1,935,232.00
	<i>Departmental Earnings</i>				
5001	Lighting Expressway & Bypass	15,202.66	15,259.08	18,300.00	15,750.00
5601	Miscellaneous Income	.00	750.00	.00	.00
	<i>Departmental Earnings Totals</i>	\$15,202.66	\$16,009.08	\$18,300.00	\$15,750.00
	<i>Investment Earnings</i>				
4081	Interest	272.84	2,376.13	2,274.00	9,500.00
	<i>Investment Earnings Totals</i>	\$272.84	\$2,376.13	\$2,274.00	\$9,500.00
	<i>Reimbursement Income</i>				
5882	Capital / Damage Reimbursement	458.50	.00	.00	.00
	<i>Reimbursement Income Totals</i>	\$458.50	\$0.00	\$0.00	\$0.00
	<i>Budgetary Fund Balance</i>				
3905	Budgetary Beginning Fund Balance Reserved	.00	.00	21,300.00	.00
	<i>Budgetary Fund Balance Totals</i>	\$0.00	\$0.00	\$21,300.00	\$0.00
	Department 4230 - Liquid Fuels Totals	\$2,454,313.13	\$1,910,520.29	\$1,793,874.00	\$1,960,482.00
	REVENUE TOTALS	\$2,454,313.13	\$1,910,520.29	\$1,793,874.00	\$1,960,482.00
	EXPENSE				
	Department 4230 - Liquid Fuels				
	<i>Wages and Salaries</i>				
6006	Full Time Wages	49,219.14	50,576.14	50,022.00	51,899.00
	<i>Wages and Salaries Totals</i>	\$49,219.14	\$50,576.14	\$50,022.00	\$51,899.00
	<i>Premium Wages</i>				
6077	Contracted Sick & Vacation Buy Back	181.79	.00	300.00	300.00
6078	Lump Sum Longevity Pay	250.00	500.00	250.00	250.00
	<i>Premium Wages Totals</i>	\$431.79	\$500.00	\$550.00	\$550.00



Budget Worksheet Report

Budget Year 2023

Account	Account Description	2020 Actual Amount	2021 Actual Amount	2022 Adopted Budget	2023 Final
Fund 230	Liquid Fuels				
	EXPENSE				
	Department 4230 - Liquid Fuels				
	<i>Fringe Benefits</i>				
6101	FICA	2,983.30	3,063.50	3,135.00	3,218.00
6102	Medicare	697.70	716.47	733.00	733.00
6104	Health	14,400.00	15,840.00	17,800.00	15,840.00
6105	Dental	606.12	606.12	607.00	607.00
6106	Vision	159.48	159.48	160.00	160.00
6107	Life	90.24	74.16	75.00	75.00
6108	Sick & Accident	193.40	223.85	222.00	222.00
	<i>Fringe Benefits Totals</i>	<u>\$19,130.24</u>	<u>\$20,683.58</u>	<u>\$22,732.00</u>	<u>\$20,855.00</u>
	<i>Fringe Benefits Other</i>				
6103	Retirement	4,909.79	6,456.58	5,470.00	5,470.00
6109	Workers Compensation	116.94	75.78	122.00	122.00
	<i>Fringe Benefits Other Totals</i>	<u>\$5,026.73</u>	<u>\$6,532.36</u>	<u>\$5,592.00</u>	<u>\$5,592.00</u>
	<i>Personnel Expense</i>				
6212	Employee Assistance Program	18.00	18.00	18.00	18.00
	<i>Personnel Expense Totals</i>	<u>\$18.00</u>	<u>\$18.00</u>	<u>\$18.00</u>	<u>\$18.00</u>
	<i>Communication</i>				
6502	Cellular / Air Card Service	520.15	480.26	521.00	520.00
6504	Postage	100.86	87.09	175.00	200.00
6507	Advertising	.00	932.50	2,000.00	2,000.00
	<i>Communication Totals</i>	<u>\$621.01</u>	<u>\$1,499.85</u>	<u>\$2,696.00</u>	<u>\$2,720.00</u>
	<i>Supplies and Minor Equipment</i>				
6414.1404	Repairs & Maintenance - Equipment	1,059.38	2,418.44	5,000.00	3,500.00
6414.1405	Repairs & Maintenance - Vehicles	3,093.97	17,298.68	8,000.00	13,000.00
6601.1607	Supplies - Other	514.17	303.52	1,000.00	500.00
6602	Minor Equipment Purchases	3,353.02	11,801.88	6,000.00	1,200.00
6603	Equipment Rental	2,250.00	.00	.00	.00
	<i>Supplies and Minor Equipment Totals</i>	<u>\$10,270.54</u>	<u>\$31,822.52</u>	<u>\$20,000.00</u>	<u>\$18,200.00</u>
	<i>Consultant / Contracted Services</i>				
6851	Auditing	3,700.00	3,800.00	5,000.00	3,800.00
6856	Engineer	6,820.19	16,531.67	100,000.00	65,000.00
6860	Misc Contracted Services	137,584.05	152,043.31	150,000.00	350,000.00
6878.1854	Roads	35,285.61	22,792.73	450,000.00	560,000.00



Budget Worksheet Report

Budget Year 2023

Account	Account Description	2020 Actual Amount	2021 Actual Amount	2022 Adopted Budget	2023 Final
Fund 230 - Liquid Fuels					
EXPENSE					
Department 4230 - Liquid Fuels					
Consultant / Contracted Services					
6878.1855	Bridges	57.56	565.48	2,000.00	2,500.00
<i>Consultant / Contracted Services Totals</i>		\$183,447.41	\$195,733.19	\$707,000.00	\$981,300.00
<i>Debt Payments</i>					
7065	Principal Capital Lease	1,932.00	1,440.00	1,932.00	1,560.00
<i>Debt Payments Totals</i>		\$1,932.00	\$1,440.00	\$1,932.00	\$1,560.00
<i>General Administration</i>					
7108	Indirect Expense	39,484.00	22,041.00	30,000.00	23,000.00
7114	Admin Expense Reimbursement	65,916.10	64,997.41	65,000.00	65,000.00
<i>General Administration Totals</i>		\$105,400.10	\$87,038.41	\$95,000.00	\$88,000.00
<i>Public Works and Enterprises</i>					
7553	Bridge Electricity	20,543.22	19,265.30	22,000.00	21,000.00
7554	By-Pass Lighting	56,124.45	62,528.27	58,000.00	63,000.00
7555	Expressway Lighting	63,071.10	41,677.63	64,000.00	42,000.00
<i>Public Works and Enterprises Totals</i>		\$139,738.77	\$123,471.20	\$144,000.00	\$126,000.00
<i>Capital Outlay</i>					
7751	Capital Outlay - Vehicles	.00	39,975.00	130,000.00	.00
7753	Capital Outlay - Computer Hardware	.00	.00	.00	8,000.00
7754	Capital Outlay - Equipment	.00	59,276.63	70,000.00	37,596.00
7757	Capital Outlay - Buildings	.00	.00	.00	100,000.00
7760	Infrastructure	589,598.57	101,936.66	25,000.00	.00
7760.7150	Infrastructure - Park Paving	930,769.62	.00	.00	.00
7760.7250	Infrastructure - Ambridge/Aliquippa Bridge	.00	400,000.00	.00	.00
<i>Capital Outlay Totals</i>		\$1,520,368.19	\$601,188.29	\$225,000.00	\$145,596.00
<i>Budgetary Fund Balance</i>					
8900	Budgetary Ending Fund Balance	.00	.00	519,332.00	518,192.00
<i>Budgetary Fund Balance Totals</i>		\$0.00	\$0.00	\$519,332.00	\$518,192.00
Department 4230 - Liquid Fuels Totals		\$2,035,603.92	\$1,120,503.54	\$1,793,874.00	\$1,960,482.00
EXPENSE TOTALS		\$2,035,603.92	\$1,120,503.54	\$1,793,874.00	\$1,960,482.00
Fund 230 - Liquid Fuels Totals					
REVENUE TOTALS		\$2,454,313.13	\$1,910,520.29	\$1,793,874.00	\$1,960,482.00
EXPENSE TOTALS		\$2,035,603.92	\$1,120,503.54	\$1,793,874.00	\$1,960,482.00
Fund 230 - Liquid Fuels Totals		\$418,709.21	\$790,016.75	\$0.00	\$0.00



Budget Worksheet Report

Budget Year 2023

Account	Account Description	2020 Actual Amount	2021 Actual Amount	2022 Adopted Budget	2023 Final
Fund 250	Office on Aging				
	REVENUE				
	Department 5250 - Office On Aging				
	<i>Intergovernmental -- Federal Grants</i>				
4181.93041	Title VII Ch 3 Prevention of Elder Abuse, Neglect & Exploitation	2,780.00	2,780.00	2,780.00	2,641.00
4181.93042	Title VII Ch 2 LT Care Ombudsman Services for Older Individuals	6,950.00	32,776.00	6,950.00	6,603.00
4181.93043	Title III Part D Disease Prevention & Health Promotion Services	13,230.00	14,293.00	22,489.00	12,639.00
4181.93044	Title III Part B Grants for Supportive Services & Senior Centers	362,850.00	407,146.00	500,511.00	355,488.00
4181.93045	Title III Part C Nutrition Services	566,506.00	617,513.00	852,483.00	369,338.00
4181.93052	National Family Caregiver Support, Title III, Part E	110,225.00	129,687.00	154,393.00	112,384.00
4181.93053	Nutrition Services Incentive Program	24,925.00	18,607.00	21,109.00	13,602.00
4181.93071	Medicare Enrollment Assistance Program	4,676.00	6,116.00	6,116.00	5,621.00
4181.93324	State Health Insurance Assistance Program	15,815.00	14,567.00	15,815.00	13,318.00
4181.93778	Medical Assistance Program	17,826.00	89,118.00	35,648.00	34,329.00
	<i>Intergovernmental -- Federal Grants Totals</i>	\$1,125,783.00	\$1,332,603.00	\$1,618,294.00	\$925,963.00
	<i>Intergovernmental - State Grants</i>				
4205.8007	HSDf	3,441.48	5,513.25	6,000.00	16,000.00
4245.8221	Lottery Funding	3,586,243.00	3,611,404.00	3,656,696.00	3,713,319.00
	<i>Intergovernmental - State Grants Totals</i>	\$3,589,684.48	\$3,616,917.25	\$3,662,696.00	\$3,729,319.00
	<i>Local Grants</i>				
4350	County Matches	25,000.00	25,000.00	25,000.00	25,000.00
	<i>Local Grants Totals</i>	\$25,000.00	\$25,000.00	\$25,000.00	\$25,000.00
	<i>Contributions and Donations</i>				
4355	Contributions and Donations	.00	11,600.00	6,000.00	17,000.00
	<i>Contributions and Donations Totals</i>	\$0.00	\$11,600.00	\$6,000.00	\$17,000.00
	<i>Departmental Earnings</i>				
4341	Level of Care Determinations	324,617.28	313,472.64	360,000.00	400,000.00
5102	Case Management Reimbursement	7,016.97	5,618.54	6,000.00	5,000.00
5601	Miscellaneous Income	16,578.84	34,052.00	12,000.00	4,880.00
	<i>Departmental Earnings Totals</i>	\$348,213.09	\$353,143.18	\$378,000.00	\$409,880.00
	<i>Investment Earnings</i>				
4081	Interest	213.93	248.27	240.00	480.00
	<i>Investment Earnings Totals</i>	\$213.93	\$248.27	\$240.00	\$480.00
	<i>Reimbursement Income</i>				
5872	Rebates	.00	2,100.71	.00	.00



Budget Worksheet Report

Budget Year 2023

Account	Account Description	2020 Actual Amount	2021 Actual Amount	2022 Adopted Budget	2023 Final
Fund 250	Office on Aging				
REVENUE					
Department 5250 - Office On Aging					
Reimbursement Income					
	<i>Reimbursement Income Totals</i>	\$0.00	\$2,100.71	\$0.00	\$0.00
Department 5250	Office On Aging Totals	\$5,088,894.50	\$5,341,612.41	\$5,690,230.00	\$5,107,642.00
	REVENUE TOTALS	\$5,088,894.50	\$5,341,612.41	\$5,690,230.00	\$5,107,642.00
EXPENSE					
Department 5250 - Office On Aging					
Wages and Salaries					
6006	Full Time Wages	1,317,431.43	1,461,782.17	1,807,569.00	1,958,678.00
6007	Part Time Wages	6,312.62	.00	.00	.00
6008	Other Wages - Temp / Season / Etc	17,694.00	17,010.00	19,376.00	.00
	<i>Wages and Salaries Totals</i>	\$1,341,438.05	\$1,478,792.17	\$1,826,945.00	\$1,958,678.00
<i>Premium Wages</i>					
6077	Contracted Sick & Vacation Buy Back	17,500.26	21,664.37	17,500.00	25,000.00
6078	Lump Sum Longevity Pay	5,750.00	5,250.00	6,000.00	5,500.00
6079	On-Call & Call Out Pay	.00	9,800.00	18,200.00	19,500.00
6080	Overtime	3,432.01	2,500.79	8,000.00	10,000.00
6081	Premium Pay	.00	107.40	.00	390.00
	<i>Premium Wages Totals</i>	\$26,682.27	\$39,322.56	\$49,700.00	\$60,390.00
<i>Fringe Benefits</i>					
6101	FICA	81,769.36	90,241.58	116,352.00	126,113.00
6102	Medicare	19,123.48	21,104.87	27,212.00	29,494.00
6104	Health	331,200.00	371,184.01	460,200.00	434,016.00
6105	Dental	13,940.76	14,203.40	18,790.00	16,608.00
6106	Vision	3,668.04	3,737.16	4,944.00	4,370.00
6107	Life	2,210.28	1,793.43	2,299.00	2,032.00
6108	Sick & Accident	4,531.20	5,472.30	6,882.00	6,083.00
	<i>Fringe Benefits Totals</i>	\$456,443.12	\$507,736.75	\$636,679.00	\$618,716.00
<i>Fringe Benefits Other</i>					
6103	Retirement	153,009.40	173,969.83	150,000.00	150,000.00
6109	Workers Compensation	5,752.76	5,369.78	6,756.00	7,323.00
6110	Unemployment Compensation	3,179.33	(1,729.77)	1,000.00	3,000.00
6111	Waiver of Health Insurance	.00	1,384.56	3,000.00	9,000.00



Budget Worksheet Report

Budget Year 2023

Account	Account Description	2020 Actual Amount	2021 Actual Amount	2022 Adopted Budget	2023 Final
Fund 250	Office on Aging				
EXPENSE					
Department 5250 - Office On Aging					
Fringe Benefits Other					
<i>Fringe Benefits Other Totals</i>		\$161,941.49	\$178,994.40	\$160,756.00	\$169,323.00
<i>Personnel Expense</i>					
6201	Dues / Memberships	9,289.00	9,399.00	10,000.00	10,000.00
6203	Training	1,790.67	2,296.52	7,000.00	7,000.00
6209	Employee Physicals	.00	816.00	408.00	828.00
6212	Employee Assistance Program	481.50	414.00	414.00	414.00
6213	Background Checks	.00	22.00	.00	110.00
<i>Personnel Expense Totals</i>		\$11,561.17	\$12,947.52	\$17,822.00	\$18,352.00
<i>Occupancy</i>					
6401	Rent	173,819.43	175,547.13	179,000.00	182,000.00
6403	Custodial Services	1,265.97	1,226.40	6,221.00	3,000.00
6405	Electric	12,179.66	8,520.42	12,000.00	12,000.00
6406	Gas	1,966.39	2,399.09	6,000.00	5,400.00
6407	Water	535.81	533.42	720.00	600.00
6408	Sewage	298.66	268.01	600.00	300.00
6409	Rubbish Removal	385.44	4,780.38	6,000.00	6,000.00
<i>Occupancy Totals</i>		\$190,451.36	\$193,274.85	\$210,541.00	\$209,300.00
<i>Communication</i>					
6501	Telephone / Internet	16,967.21	35,976.84	38,634.00	51,000.00
6504	Postage	5,016.30	3,378.10	5,000.00	5,000.00
6506	Printing	400.00	70.00	2,000.00	3,000.00
6507	Advertising	76,222.00	62,857.96	58,000.00	92,710.00
6508	Shipping	150.06	89.63	200.00	250.00
<i>Communication Totals</i>		\$98,755.57	\$102,372.53	\$103,834.00	\$151,960.00
<i>Supplies and Minor Equipment</i>					
6414.1401	Repairs & Maintenance - Buildings	20,159.40	22,328.09	12,000.00	24,000.00
6414.1404	Repairs & Maintenance - Equipment	2,265.61	4,201.64	3,600.00	6,000.00
6414.1405	Repairs & Maintenance - Vehicles	1,061.74	783.33	2,400.00	2,500.00
6601.1603	Supplies - Program	32,930.62	16,460.50	20,000.00	25,000.00
6601.1606	Supplies - Maintenance	1,043.24	.00	1,200.00	2,000.00
6601.1607	Supplies - Other	7,221.43	9,778.11	12,000.00	12,000.00



Budget Worksheet Report

Budget Year 2023

Account	Account Description	2020 Actual Amount	2021 Actual Amount	2022 Adopted Budget	2023 Final
Fund 250	Office on Aging				
	EXPENSE				
	Department 5250 - Office On Aging				
	Supplies and Minor Equipment				
6602	Minor Equipment Purchases	369.95	6,027.69	10,000.00	10,000.00
6603	Equipment Rental	433.00	565.00	600.00	960.00
6604.1607	Minor Outlay - Computer Hardware	5,515.22	53,712.83	10,000.00	10,000.00
6604.1608	Minor Outlay - Computer Software	290.00	.00	5,000.00	5,000.00
6604.1609	Minor Outlay - Computer Supplies	229.50	1,217.62	1,000.00	1,000.00
6606	Maintenance Agreements	3,386.67	3,774.52	4,000.00	4,190.00
	<i>Supplies and Minor Equipment Totals</i>	\$74,906.38	\$118,849.33	\$81,800.00	\$102,650.00
	<i>Transportation</i>				
6751	Travel	4,324.97	6,353.48	12,000.00	16,800.00
7557	Gasoline	367.08	150.56	2,500.00	2,400.00
	<i>Transportation Totals</i>	\$4,692.05	\$6,504.04	\$14,500.00	\$19,200.00
	<i>Consultant / Contracted Services</i>				
6851	Auditing	3,700.00	5,000.00	5,000.00	5,000.00
6853	Legal	.00	211.90	1,000.00	5,000.00
6855	Computer Consultants Support	135,716.98	92,159.14	105,000.00	75,200.00
6860	Misc Contracted Services	15,252.19	16,369.57	17,000.00	15,000.00
	<i>Consultant / Contracted Services Totals</i>	\$154,669.17	\$113,740.61	\$128,000.00	\$100,200.00
	<i>Sub-Contracted Services</i>				
6951	Human Service Providers	1,825,926.17	1,772,452.67	2,328,489.00	1,636,709.00
	<i>Sub-Contracted Services Totals</i>	\$1,825,926.17	\$1,772,452.67	\$2,328,489.00	\$1,636,709.00
	<i>Debt Payments</i>				
7065	Principal Capital Lease	1,464.00	2,214.00	2,964.00	2,964.00
	<i>Debt Payments Totals</i>	\$1,464.00	\$2,214.00	\$2,964.00	\$2,964.00
	<i>General Administration</i>				
7103	Board Member Expenses	.00	1.79	.00	.00
7108	Indirect Expense	55,966.00	52,408.00	50,000.00	55,000.00
7118	Bank Charges / Bank Interest	.00	.00	200.00	200.00
7122	Other Expenses	219.81	1,126.44	1,000.00	4,000.00
7125	COVID-19 Expenses	47.41	.00	.00	.00
	<i>General Administration Totals</i>	\$56,233.22	\$53,536.23	\$51,200.00	\$59,200.00
	<i>Capital Outlay</i>				
7751	Capital Outlay - Vehicles	.00	.00	27,000.00	.00
7754	Capital Outlay - Equipment	.00	7,251.00	.00	.00



Budget Worksheet Report

Budget Year 2023

Account	Account Description	2020 Actual Amount	2021 Actual Amount	2022 Adopted Budget	2023 Final
Fund 250	Office on Aging				
	EXPENSE				
	Department 5250 - Office On Aging				
	Capital Outlay				
7757	Capital Outlay - Buildings	44,899.00	.00	50,000.00	.00
	<i>Capital Outlay Totals</i>	<u>\$44,899.00</u>	<u>\$7,251.00</u>	<u>\$77,000.00</u>	<u>\$0.00</u>
	<i>Contra Revenue Accounts</i>				
7855	Unexpended Grant Revenue	515,000.00	796,382.00	.00	.00
	<i>Contra Revenue Accounts Totals</i>	<u>\$515,000.00</u>	<u>\$796,382.00</u>	<u>\$0.00</u>	<u>\$0.00</u>
	Department 5250 - Office On Aging Totals	<u>\$4,965,063.02</u>	<u>\$5,384,370.66</u>	<u>\$5,690,230.00</u>	<u>\$5,107,642.00</u>
	EXPENSE TOTALS	<u>\$4,965,063.02</u>	<u>\$5,384,370.66</u>	<u>\$5,690,230.00</u>	<u>\$5,107,642.00</u>
	Fund 250 - Office on Aging Totals				
	REVENUE TOTALS	<u>\$5,088,894.50</u>	<u>\$5,341,612.41</u>	<u>\$5,690,230.00</u>	<u>\$5,107,642.00</u>
	EXPENSE TOTALS	<u>\$4,965,063.02</u>	<u>\$5,384,370.66</u>	<u>\$5,690,230.00</u>	<u>\$5,107,642.00</u>
	Fund 250 - Office on Aging Totals	<u>\$123,831.48</u>	<u>(\$42,758.25)</u>	<u>\$0.00</u>	<u>\$0.00</u>
Fund 260	Children and Youth				
	REVENUE				
	Department 5260 - Children and Youth				
	Intergovernmental -- Federal Grants				
4182.93090	Guardianship Assistance - Recovery	15,768.23	21,263.01	67,500.00	45,525.00
4182.93556	Promoting Safe and Stable Families	2,000.00	2,000.00	2,000.00	302,000.00
4182.93558	Temporary Assistance for Needy Families	453,457.52	.00	610,437.00	610,437.00
4182.93590	Community-Based Child Abuse Prevention Grants	30,600.00	30,600.00	30,600.00	30,600.00
4182.93645	Stephanie Tubbs Jones Child Welfare Services Program	48,672.00	37,511.00	37,511.00	37,511.00
4182.93658	Foster Care - Title IV-E - Recovery	1,094,850.41	1,134,289.54	1,562,765.00	1,000,000.00
4182.93659	Adoption Assistance - Recovery	400,934.05	501,566.59	515,000.00	675,000.00
4182.93667	Social Services Block Grant	194,801.00	194,801.00	194,801.00	194,801.00
4182.93674	Chafee Foster Care Independence Program	76,272.94	329,233.97	100,634.00	100,634.00
4182.93778	Medical Assistance Program	7,162.44	.00	6,123.00	6,579.00
	<i>Intergovernmental -- Federal Grants Totals</i>	<u>\$2,324,518.59</u>	<u>\$2,251,265.11</u>	<u>\$3,127,371.00</u>	<u>\$3,003,087.00</u>
	<i>Intergovernmental - State Grants</i>				
4205.8001	State Information Technology Grant	145,655.28	253,752.86	183,611.00	200,368.00
4205.8005	State Share	10,004.00	10,004.00	10,004.00	10,004.00
4205.8006	Act 148	7,014,241.00	8,138,467.00	8,693,839.00	8,838,009.00
4205.8013	Special Grants	1,665,449.65	.00	2,329,506.00	2,840,441.00



Budget Worksheet Report

Budget Year 2023

Account	Account Description	2020 Actual Amount	2021 Actual Amount	2022 Adopted Budget	2023 Final
Fund 260	Children and Youth				
	REVENUE				
	Department 5260 - Children and Youth				
	<i>Intergovernmental - State Grants</i>				
4205.8016	Independent Living	843,362.00	488,871.24	869,478.00	887,660.00
	<i>Intergovernmental - State Grants Totals</i>	\$9,678,711.93	\$8,891,095.10	\$12,086,438.00	\$12,776,482.00
	<i>Local Grants</i>				
4350	County Matches	2,202,563.72	4,294,507.04	2,884,000.00	2,618,342.00
	<i>Local Grants Totals</i>	\$2,202,563.72	\$4,294,507.04	\$2,884,000.00	\$2,618,342.00
	<i>Departmental Earnings</i>				
5101	Program Income - Human Service	39,396.76	53,219.87	63,326.00	57,301.00
	<i>Departmental Earnings Totals</i>	\$39,396.76	\$53,219.87	\$63,326.00	\$57,301.00
	<i>Investment Earnings</i>				
4081	Interest	39.32	56.30	70.00	70.00
	<i>Investment Earnings Totals</i>	\$39.32	\$56.30	\$70.00	\$70.00
	<i>Reimbursement Income</i>				
5872	Rebates	.00	4,375.42	.00	.00
	<i>Reimbursement Income Totals</i>	\$0.00	\$4,375.42	\$0.00	\$0.00
	Department 5260 - Children and Youth Totals	\$14,245,230.32	\$15,494,518.84	\$18,161,205.00	\$18,455,282.00
	REVENUE TOTALS	\$14,245,230.32	\$15,494,518.84	\$18,161,205.00	\$18,455,282.00
	EXPENSE				
	Department 5260 - Children and Youth				
	<i>Wages and Salaries</i>				
6006	Full Time Wages	3,887,886.29	3,977,060.02	4,204,114.00	4,204,114.00
	<i>Wages and Salaries Totals</i>	\$3,887,886.29	\$3,977,060.02	\$4,204,114.00	\$4,204,114.00
	<i>Premium Wages</i>				
6077	Contracted Sick & Vacation Buy Back	48,406.67	57,534.61	50,000.00	54,955.00
6078	Lump Sum Longevity Pay	5,250.00	5,250.00	10,000.00	6,000.00
6079	On-Call & Call Out Pay	31,440.00	31,320.00	31,800.00	57,200.00
6080	Overtime	16,253.44	16,191.07	20,000.00	20,000.00
6081	Premium Pay	29,391.97	34,268.49	36,000.00	36,000.00
	<i>Premium Wages Totals</i>	\$130,742.08	\$144,564.17	\$147,800.00	\$174,155.00
	<i>Fringe Benefits</i>				
6101	FICA	242,435.72	247,181.20	261,115.00	265,442.00
6102	Medicare	56,698.67	57,808.55	61,362.00	62,080.00
6104	Health	931,589.20	1,056,277.99	1,188,000.00	1,188,000.00



Budget Worksheet Report

Budget Year 2023

Account	Account Description	2020 Actual Amount	2021 Actual Amount	2022 Adopted Budget	2023 Final
Fund 260	Children and Youth				
	EXPENSE				
	Department 5260 - Children and Youth				
	<i>Fringe Benefits</i>				
6105	Dental	39,818.26	41,024.77	46,000.00	49,000.00
6106	Vision	10,476.83	10,794.26	12,000.00	12,900.00
6107	Life	6,490.07	5,309.92	7,000.00	7,000.00
6108	Sick & Accident	13,723.54	16,045.60	16,872.00	17,000.00
	<i>Fringe Benefits Totals</i>	\$1,301,232.29	\$1,434,442.29	\$1,592,349.00	\$1,601,422.00
	<i>Fringe Benefits Other</i>				
6103	Retirement	397,319.58	518,182.39	518,182.00	520,000.00
6109	Workers Compensation	19,175.11	13,836.83	19,750.00	19,750.00
6110	Unemployment Compensation	7,853.53	7,439.76	8,000.00	8,200.00
6111	Waiver of Health Insurance	20,999.16	15,807.06	24,000.00	24,000.00
	<i>Fringe Benefits Other Totals</i>	\$445,347.38	\$555,266.04	\$569,932.00	\$571,950.00
	<i>Personnel Expense</i>				
6201	Dues / Memberships	4,711.30	4,792.40	6,000.00	7,000.00
6202	Books and Subscriptions	581.60	419.23	610.00	600.00
6203	Training	3,729.92	5,723.56	21,000.00	21,692.00
6209	Employee Physicals	2,686.00	1,112.00	2,500.00	1,750.00
6210	Car Insurance Reimbursement	.00	.00	1,000.00	1,000.00
6212	Employee Assistance Program	1,174.50	1,197.00	1,260.00	1,500.00
	<i>Personnel Expense Totals</i>	\$12,883.32	\$13,244.19	\$32,370.00	\$33,542.00
	<i>Occupancy</i>				
6401	Rent	198,399.00	208,120.30	230,000.00	225,000.00
6401.1400	Rent - Client Services	62,368.44	111,522.65	90,000.00	115,000.00
6401.1402	Rent - Emergency Shelter	158,842.05	158,712.00	165,000.00	165,000.00
6401.1403	Rent - Independent Living	53,844.50	61,986.50	62,000.00	95,000.00
6403	Custodial Services	8,524.62	5,703.42	10,000.00	6,600.00
6405	Electric	25,368.13	17,746.57	28,000.00	24,200.00
6406	Gas	4,239.99	4,996.84	6,000.00	6,700.00
6407	Water	1,116.01	1,111.00	2,600.00	1,600.00
6408	Sewage	622.04	558.27	1,500.00	800.00
6409	Rubbish Removal	930.77	851.25	1,100.00	1,000.00
6413	Storage	5,964.23	3,519.40	6,000.00	4,000.00



Budget Worksheet Report

Budget Year 2023

Account	Account Description	2020 Actual Amount	2021 Actual Amount	2022 Adopted Budget	2023 Final
Fund 260	Children and Youth				
	EXPENSE				
	Department 5260 - Children and Youth				
	Occupancy				
6416	Cable	1,367.45	1,165.97	2,000.00	1,300.00
	<i>Occupancy Totals</i>	<u>\$521,587.23</u>	<u>\$575,994.17</u>	<u>\$604,200.00</u>	<u>\$646,200.00</u>
	<i>Communication</i>				
6501	Telephone / Internet	21,389.53	20,705.79	26,000.00	44,000.00
6502	Cellular / Air Card Service	71,106.17	88,885.30	75,300.00	75,300.00
6504	Postage	6,343.22	4,912.90	8,500.00	7,200.00
6506	Printing	6,437.00	3,381.00	7,000.00	6,550.00
6507	Advertising	136,903.15	101,227.31	150,000.00	137,050.00
	<i>Communication Totals</i>	<u>\$242,179.07</u>	<u>\$219,112.30</u>	<u>\$266,800.00</u>	<u>\$270,100.00</u>
	<i>Supplies and Minor Equipment</i>				
6414.1401	Repairs & Maintenance - Buildings	41,228.96	16,584.40	95,000.00	68,060.00
6414.1404	Repairs & Maintenance - Equipment	16,362.89	14,440.75	20,000.00	22,000.00
6414.1405	Repairs & Maintenance - Vehicles	7,417.12	3,783.47	9,000.00	6,700.00
6601.1600	Supplies - Building	13,554.24	12,247.10	21,000.00	20,000.00
6601.1607	Supplies - Other	880.00	793.50	1,400.00	1,500.00
6602	Minor Equipment Purchases	3,595.19	3,239.51	6,000.00	6,000.00
6602.1000	Minor Equipment Purchases (State)	21,648.23	6,703.00	12,000.00	15,500.00
6604.1607	Minor Outlay - Computer Hardware	15,677.05	17,558.72	30,000.00	54,000.00
6604.1608	Minor Outlay - Computer Software	1,594.82	10,161.03	20,000.00	20,000.00
6604.1609	Minor Outlay - Computer Supplies	2,065.97	2,097.18	8,000.00	8,000.00
6606	Maintenance Agreements	1,912.56	1,969.94	3,000.00	3,000.00
6950.1900	Direct Program Assistance	73,763.18	62,249.11	230,000.00	125,000.00
6950.1910	Direct Program Assistance - Client Medical	.00	1,406.25	1,400.00	1,400.00
6950.1920	Direct Program Assistance - Foster Training	1,168.39	73.97	12,000.00	10,000.00
6950.1930	Direct Program Assistance - Client Utilities	8,880.82	1,503.87	40,000.00	20,000.00
	<i>Supplies and Minor Equipment Totals</i>	<u>\$209,749.42</u>	<u>\$154,811.80</u>	<u>\$508,800.00</u>	<u>\$381,160.00</u>
	<i>Transportation</i>				
6751	Travel	109,462.85	127,572.42	160,000.00	160,000.00
6752	Client Transportation	971.41	50.00	1,000.00	1,100.00
7557	Gasoline	5,651.35	5,779.75	14,000.00	14,000.00
	<i>Transportation Totals</i>	<u>\$116,085.61</u>	<u>\$133,402.17</u>	<u>\$175,000.00</u>	<u>\$175,100.00</u>



Budget Worksheet Report

Budget Year 2023

Account	Account Description	2020 Actual Amount	2021 Actual Amount	2022 Adopted Budget	2023 Final
Fund 260	Children and Youth				
	EXPENSE				
	Department 5260 - Children and Youth				
	<i>Consultant / Contracted Services</i>				
6851	Auditing	5,500.00	4,000.00	8,000.00	8,000.00
6853	Legal	87,507.65	62,798.00	150,000.00	50,000.00
6855	Computer Consultants Support	43,575.61	86,491.51	90,000.00	100,600.00
6857	Inspections	2,896.20	3,965.55	10,000.00	10,000.00
6860	Misc Contracted Services	508,845.07	596,610.95	600,000.00	579,850.00
6873	Providers of Grant Service	440,455.04	677,550.51	620,000.00	1,275,775.00
6874	Mental Health Services	7,610.00	3,242.69	10,000.00	10,000.00
6879	Child Advocacy Center (CAC)	29,457.54	29,275.86	32,000.00	32,000.00
	<i>Consultant / Contracted Services Totals</i>	\$1,125,847.11	\$1,463,935.07	\$1,520,000.00	\$2,066,225.00
	<i>Sub-Contracted Services</i>				
6951	Human Service Providers	4,752,303.73	4,826,354.21	4,752,000.00	4,952,000.00
6952	Emergency Shelter Providers	69,106.48	51,203.24	82,500.00	92,000.00
6953	Foster / Adoptive Parent Payment	1,183,050.02	1,076,642.55	1,440,000.00	1,230,500.00
6954	SPLC (Special Permanent Legal)	61,122.00	57,091.00	80,000.00	80,000.00
6955	Purchased Foster Care	398,598.47	702,745.51	656,340.00	656,340.00
	<i>Sub-Contracted Services Totals</i>	\$6,464,180.70	\$6,714,036.51	\$7,010,840.00	\$7,010,840.00
	<i>General Administration</i>				
7103	Board Member Expenses	543.14	433.94	3,000.00	3,000.00
7104.2109	Other Insurance	1,155.00	870.00	4,000.00	4,000.00
7108	Indirect Expense	225,372.00	217,970.00	275,000.00	235,000.00
7109	Independent Living Program	182,454.51	214,994.18	186,000.00	283,982.00
7109.1000	Consolidated Appropriations Act	.00	278,918.09	.00	.00
7113	Refund Social Security Payments	.00	.00	1,000.00	1,000.00
7114	Admin Expense Reimbursement	473,964.00	585,808.00	726,000.00	459,492.00
7122	Other Expenses	33,905.01	82,748.65	104,000.00	104,000.00
7125	COVID-19 Expenses	4,290.67	920.70	.00	.00
	<i>General Administration Totals</i>	\$921,684.33	\$1,382,663.56	\$1,299,000.00	\$1,090,474.00
	<i>Judicial / Courts</i>				
7253.2250	Court Costs - Dependent Children	98,582.68	104,712.80	110,000.00	110,000.00
	<i>Judicial / Courts Totals</i>	\$98,582.68	\$104,712.80	\$110,000.00	\$110,000.00
	<i>Capital Outlay</i>				
7751	Capital Outlay - Vehicles	48,128.60	.00	95,000.00	95,000.00



Budget Worksheet Report

Budget Year 2023

Account	Account Description	2020 Actual Amount	2021 Actual Amount	2022 Adopted Budget	2023 Final
Fund 260	Children and Youth				
	EXPENSE				
	Department 5260 - Children and Youth				
	Capital Outlay				
7753	Capital Outlay - Computer Hardware	.00	.00	25,000.00	25,000.00
	<i>Capital Outlay Totals</i>	<u>\$48,128.60</u>	<u>\$0.00</u>	<u>\$120,000.00</u>	<u>\$120,000.00</u>
	Department 5260 - Children and Youth Totals	<u>\$15,526,116.11</u>	<u>\$16,873,245.09</u>	<u>\$18,161,205.00</u>	<u>\$18,455,282.00</u>
	EXPENSE TOTALS	<u>\$15,526,116.11</u>	<u>\$16,873,245.09</u>	<u>\$18,161,205.00</u>	<u>\$18,455,282.00</u>
	Fund 260 - Children and Youth Totals				
	REVENUE TOTALS	<u>\$14,245,230.32</u>	<u>\$15,494,518.84</u>	<u>\$18,161,205.00</u>	<u>\$18,455,282.00</u>
	EXPENSE TOTALS	<u>\$15,526,116.11</u>	<u>\$16,873,245.09</u>	<u>\$18,161,205.00</u>	<u>\$18,455,282.00</u>
	Fund 260 - Children and Youth Totals	<u>(\$1,280,885.79)</u>	<u>(\$1,378,726.25)</u>	<u>\$0.00</u>	<u>\$0.00</u>
Fund 270	Mental Health				
	REVENUE				
	Department 5270 - Mental Health				
	Intergovernmental -- Federal Grants				
4126.16593	Residential Substance Abuse Treatment for State Prisoners	27,672.23	11,438.17	30,000.00	.00
4126.16738	Edward Byrne Memorial Justice Assistance Grant Program	22,101.30	.00	.00	.00
4127.16745	Criminal & Juvenile Justice & MH Collaboration Program	41,943.49	.00	53,000.00	450,000.00
4127.16838	Comprehensive Opioid Abuse Site-Based Program	39,548.27	.00	100,000.00	10,000.00
4180.93276	Drug-Free Communities Support Program Grants	38,376.95	111,955.14	100,000.00	50,000.00
4182.93243	Substance Abuse and Mental Health Services	.00	1,000.00	100,000.00	50,000.00
4182.93667	Social Services Block Grant	189,385.00	189,385.00	190,000.00	100,000.00
4182.93778	Medical Assistance Program	119,802.34	225,776.00	134,000.00	300,000.00
4182.93958	Block Grants for Community Mental Health Services	222,674.00	220,299.00	255,000.00	500,000.00
4187.93243	Substance Abuse and MH Services	1,260,994.05	957,370.12	2,000,000.00	1,000,000.00
4187.93778	Medical Assistance Program	1,415,564.78	1,408,155.81	1,500,000.00	1,500,000.00
	<i>Intergovernmental -- Federal Grants Totals</i>	<u>\$3,378,062.41</u>	<u>\$3,125,379.24</u>	<u>\$4,462,000.00</u>	<u>\$3,960,000.00</u>
	<i>Intergovernmental - State Grants</i>				
4205.8004	Behavioral Health Special Initiative (BHSI)	455,247.00	452,355.00	514,000.00	514,000.00
4205.8007	HSDf	216,542.00	216,542.00	300,000.00	216,542.00
4205.8008	ID Base	2,148,420.00	2,778,894.00	2,200,000.00	2,200,000.00
4205.8009	Community Mental Health	7,297,697.42	6,827,090.66	7,400,000.00	7,400,000.00



Budget Worksheet Report

Budget Year 2023

Account	Account Description	2020 Actual Amount	2021 Actual Amount	2022 Adopted Budget	2023 Final
Fund	270 - Mental Health				
REVENUE					
Department 5270 - Mental Health					
Intergovernmental - State Grants					
Intergovernmental - State Grants Totals		\$10,117,906.42	\$10,274,881.66	\$10,414,000.00	\$10,330,542.00
Local Grants					
4350	County Matches	561,775.00	527,358.00	570,000.00	570,000.00
Local Grants Totals		\$561,775.00	\$527,358.00	\$570,000.00	\$570,000.00
Departmental Earnings					
5102	Case Management Reimbursement	1,197,510.47	1,055,045.80	1,400,000.00	1,400,000.00
5601	Miscellaneous Income	989.20	1,604.65	10,000.00	5,000.00
Departmental Earnings Totals		\$1,198,499.67	\$1,056,650.45	\$1,410,000.00	\$1,405,000.00
Investment Earnings					
4081	Interest	3,066.57	3,625.62	4,000.00	4,000.00
Investment Earnings Totals		\$3,066.57	\$3,625.62	\$4,000.00	\$4,000.00
Reimbursement Income					
5872	Rebates	.00	2,467.74	.00	.00
Reimbursement Income Totals		\$0.00	\$2,467.74	\$0.00	\$0.00
Department 5270 - Mental Health Totals		\$15,259,310.07	\$14,990,362.71	\$16,860,000.00	\$16,269,542.00
REVENUE TOTALS		\$15,259,310.07	\$14,990,362.71	\$16,860,000.00	\$16,269,542.00
EXPENSE					
Department 5270 - Mental Health					
Wages and Salaries					
6006	Full Time Wages	2,628,524.12	2,544,566.98	2,860,000.00	2,860,000.00
Wages and Salaries Totals		\$2,628,524.12	\$2,544,566.98	\$2,860,000.00	\$2,860,000.00
Premium Wages					
6077	Contracted Sick & Vacation Buy Back	39,209.22	32,402.95	49,000.00	49,000.00
6078	Lump Sum Longevity Pay	8,145.00	8,192.50	10,000.00	10,000.00
6079	On-Call & Call Out Pay	10,360.00	10,560.00	16,000.00	18,000.00
6080	Overtime	3,167.81	4,295.52	10,000.00	12,000.00
Premium Wages Totals		\$60,882.03	\$55,450.97	\$85,000.00	\$89,000.00
Fringe Benefits					
6101	FICA	194,540.11	167,364.91	182,600.00	182,600.00
6102	Medicare	35,333.11	36,038.72	42,703.00	42,703.00
6104	Health	602,352.00	629,547.57	873,802.00	873,802.00
6105	Dental	25,101.50	23,746.44	31,240.00	31,240.00



Budget Worksheet Report

Budget Year 2023

Account	Account Description	2020 Actual Amount	2021 Actual Amount	2022 Adopted Budget	2023 Final
Fund 270	Mental Health				
	EXPENSE				
	Department 5270 - Mental Health				
	<i>Fringe Benefits</i>				
6106	Vision	6,604.56	6,247.76	8,220.00	8,220.00
6107	Life	3,944.87	3,063.93	3,823.00	3,823.00
6108	Sick & Accident	8,297.41	9,239.94	11,442.00	10,442.00
	<i>Fringe Benefits Totals</i>	\$876,173.56	\$875,249.27	\$1,153,830.00	\$1,152,830.00
	<i>Fringe Benefits Other</i>				
6103	Retirement	266,946.46	328,576.92	300,000.00	300,000.00
6109	Workers Compensation	10,466.25	7,129.44	10,500.00	10,500.00
6110	Unemployment Compensation	3,066.42	1,136.10	5,000.00	5,000.00
6111	Waiver of Health Insurance	1,938.48	2,353.80	3,100.00	6,000.00
	<i>Fringe Benefits Other Totals</i>	\$282,417.61	\$339,196.26	\$318,600.00	\$321,500.00
	<i>Personnel Expense</i>				
6201	Dues / Memberships	11,936.55	13,025.70	14,000.00	20,000.00
6202	Books and Subscriptions	133.83	145.32	800.00	700.00
6203	Training	293.06	1,448.73	5,000.00	5,000.00
6209	Employee Physicals	265.20	1,113.84	2,000.00	2,000.00
6212	Employee Assistance Program	872.73	792.78	1,100.00	1,100.00
	<i>Personnel Expense Totals</i>	\$13,501.37	\$16,526.37	\$22,900.00	\$28,800.00
	<i>Occupancy</i>				
6401	Rent	113,704.00	118,744.76	120,000.00	120,000.00
6403	Custodial Services	22,565.93	19,763.36	24,000.00	25,000.00
6405	Electric	14,246.43	9,651.68	15,000.00	16,000.00
6406	Gas	2,386.73	2,717.52	2,800.00	3,500.00
6407	Water	618.68	604.23	1,600.00	2,200.00
6408	Sewage	345.28	303.60	600.00	600.00
6409	Rubbish Removal	326.91	369.33	500.00	500.00
6413	Storage	855.85	893.92	1,100.00	1,000.00
	<i>Occupancy Totals</i>	\$155,049.81	\$153,048.40	\$165,600.00	\$168,800.00
	<i>Communication</i>				
6501	Telephone / Internet	50,190.43	53,098.48	51,000.00	51,000.00
6504	Postage	8,009.99	3,697.56	9,000.00	8,000.00
6506	Printing	1,522.80	788.28	2,000.00	2,000.00
6507	Advertising	5,298.07	5,158.62	9,000.00	16,000.00



Budget Worksheet Report

Budget Year 2023

Account	Account Description	2020 Actual Amount	2021 Actual Amount	2022 Adopted Budget	2023 Final
Fund 270	Mental Health				
	EXPENSE				
	Department 5270 - Mental Health				
	Communication				
	<i>Communication Totals</i>	\$65,021.29	\$62,742.94	\$71,000.00	\$77,000.00
	<i>Supplies and Minor Equipment</i>				
6414.1401	Repairs & Maintenance - Buildings	23,018.53	16,544.01	25,000.00	25,000.00
6414.1405	Repairs & Maintenance - Vehicles	907.01	794.44	3,000.00	3,000.00
6601.1607	Supplies - Other	5,735.55	38,788.17	40,000.00	38,000.00
6602	Minor Equipment Purchases	14,115.98	130,436.44	5,000.00	5,000.00
6604.1607	Minor Outlay - Computer Hardware	533.74	127,323.67	5,000.00	5,000.00
6604.1608	Minor Outlay - Computer Software	.00	33,743.25	10,000.00	10,000.00
6604.1609	Minor Outlay - Computer Supplies	213.04	.00	2,000.00	2,000.00
6606	Maintenance Agreements	7,328.42	11,388.80	20,000.00	30,000.00
	<i>Supplies and Minor Equipment Totals</i>	\$51,852.27	\$359,018.78	\$110,000.00	\$118,000.00
	<i>Transportation</i>				
6751	Travel	18,932.33	18,231.28	55,000.00	55,000.00
7557	Gasoline	800.52	600.54	4,000.00	3,500.00
	<i>Transportation Totals</i>	\$19,732.85	\$18,831.82	\$59,000.00	\$58,500.00
	<i>Consultant / Contracted Services</i>				
6851	Auditing	13,350.00	11,840.00	50,000.00	35,000.00
6853	Legal	4,273.80	18,133.60	15,000.00	15,000.00
6860	Misc Contracted Services	1,710,082.75	1,632,452.55	1,500,000.00	1,500,000.00
	<i>Consultant / Contracted Services Totals</i>	\$1,727,706.55	\$1,662,426.15	\$1,565,000.00	\$1,550,000.00
	<i>Sub-Contracted Services</i>				
6951	Human Service Providers	8,363,269.54	9,461,867.78	10,159,970.00	9,561,012.00
	<i>Sub-Contracted Services Totals</i>	\$8,363,269.54	\$9,461,867.78	\$10,159,970.00	\$9,561,012.00
	<i>Debt Payments</i>				
7065	Principal Capital Lease	2,856.09	2,846.68	3,000.00	3,000.00
	<i>Debt Payments Totals</i>	\$2,856.09	\$2,846.68	\$3,000.00	\$3,000.00
	<i>General Administration</i>				
7103	Board Member Expenses	307.50	391.96	1,000.00	1,000.00
7108	Indirect Expense	226,334.53	209,216.00	250,000.00	250,000.00
7118	Bank Charges / Bank Interest	.00	.00	100.00	100.00
7122	Other Expenses	2,399.95	2,783.32	35,000.00	30,000.00
7125	COVID-19 Expenses	30,268.82	10,667.48	.00	.00



Budget Worksheet Report

Budget Year 2023

Account	Account Description	2020 Actual Amount	2021 Actual Amount	2022 Adopted Budget	2023 Final
Fund 270	Mental Health				
	EXPENSE				
	Department 5270 - Mental Health				
	General Administration				
	<i>General Administration Totals</i>	\$259,310.80	\$223,058.76	\$286,100.00	\$281,100.00
	<i>Capital Outlay</i>				
7752	Capital Outlay - Computer Software	.00	45,425.10	.00	.00
7753	Capital Outlay - Computer Hardware	.00	121,753.13	.00	.00
	<i>Capital Outlay Totals</i>	\$0.00	\$167,178.23	\$0.00	\$0.00
	<i>Contra Revenue Accounts</i>				
7855	Unexpended Grant Revenue	.00	5,225.00	.00	.00
	<i>Contra Revenue Accounts Totals</i>	\$0.00	\$5,225.00	\$0.00	\$0.00
	Department 5270 - Mental Health Totals	\$14,506,297.89	\$15,947,234.39	\$16,860,000.00	\$16,269,542.00
	EXPENSE TOTALS	\$14,506,297.89	\$15,947,234.39	\$16,860,000.00	\$16,269,542.00
	Fund 270 - Mental Health Totals				
	REVENUE TOTALS	\$15,259,310.07	\$14,990,362.71	\$16,860,000.00	\$16,269,542.00
	EXPENSE TOTALS	\$14,506,297.89	\$15,947,234.39	\$16,860,000.00	\$16,269,542.00
	Fund 270 - Mental Health Totals	\$753,012.18	(\$956,871.68)	\$0.00	\$0.00
Fund 271	Drug and Alcohol				
	REVENUE				
	Department 5271 - Drug and Alcohol				
	Intergovernmental -- Federal Grants				
4183.93788	Opioid STR	187,471.00	207,539.00	444,120.00	300,000.00
4183.93959	Block Grants for Prevention & Treatment of Substance Abuse	609,080.00	866,587.00	630,464.00	624,000.00
	<i>Intergovernmental -- Federal Grants Totals</i>	\$796,551.00	\$1,074,126.00	\$1,074,584.00	\$924,000.00
	<i>Intergovernmental - State Grants</i>				
4205.8004	Behavioral Health Special Initiative (BHSI)	715,826.69	593,647.00	593,647.00	600,000.00
4205.8012	Act 152	91,572.89	100,513.00	100,513.00	100,513.00
4235.8151	Drug & Alcohol Base	490,000.00	756,800.00	565,900.00	565,900.00
4235.8154	Act 2010-01 Assessment & Residential Treatment Services Fund	49,780.00	45,017.00	45,017.00	45,017.00
4235.8155	Compulsive & Problem Gambling Treatment	37,529.00	52,261.00	69,215.00	31,000.00
4242.8192	D&A Intermediate Punishment Program	33.20	5,704.51	5,000.00	5,000.00
	<i>Intergovernmental - State Grants Totals</i>	\$1,384,741.78	\$1,553,942.51	\$1,379,292.00	\$1,347,430.00



Budget Worksheet Report

Budget Year 2023

Account	Account Description	2020 Actual Amount	2021 Actual Amount	2022 Adopted Budget	2023 Final
Fund 271	Drug and Alcohol				
REVENUE					
Department 5271 - Drug and Alcohol					
Local Grants					
4350	County Matches	40,000.00	80,000.00	80,000.00	80,000.00
5870	DUI / ARD Quarterly Reimbursement	1,205.11	1,486.87	1,700.00	1,700.00
<i>Local Grants Totals</i>		\$41,205.11	\$81,486.87	\$81,700.00	\$81,700.00
<i>Departmental Earnings</i>					
5102	Case Management Reimbursement	(7,360.43)	21,408.53	20,000.00	40,000.00
5601	Miscellaneous Income	(1,007.35)	(2,302.05)	100.00	100.00
<i>Departmental Earnings Totals</i>		(\$8,367.78)	\$19,106.48	\$20,100.00	\$40,100.00
<i>Investment Earnings</i>					
4081	Interest	936.15	745.95	1,800.00	1,500.00
<i>Investment Earnings Totals</i>		\$936.15	\$745.95	\$1,800.00	\$1,500.00
<i>Reimbursement Income</i>					
5872	Rebates	.00	542.55	.00	.00
<i>Reimbursement Income Totals</i>		\$0.00	\$542.55	\$0.00	\$0.00
Department 5271 - Drug and Alcohol Totals		\$2,215,066.26	\$2,729,950.36	\$2,557,476.00	\$2,394,730.00
REVENUE TOTALS		\$2,215,066.26	\$2,729,950.36	\$2,557,476.00	\$2,394,730.00
EXPENSE					
Department 5271 - Drug and Alcohol					
<i>Wages and Salaries</i>					
6006	Full Time Wages	652,157.59	701,378.93	611,000.00	792,600.00
<i>Wages and Salaries Totals</i>		\$652,157.59	\$701,378.93	\$611,000.00	\$792,600.00
<i>Premium Wages</i>					
6077	Contracted Sick & Vacation Buy Back	10,816.73	9,766.58	19,000.00	3,000.00
6078	Lump Sum Longevity Pay	1,505.00	1,507.50	2,000.00	100.00
6080	Overtime	3,663.38	1,168.95	5,000.00	2,500.00
<i>Premium Wages Totals</i>		\$15,985.11	\$12,443.03	\$26,000.00	\$5,600.00
<i>Fringe Benefits</i>					
6101	FICA	31,341.77	33,072.35	39,600.00	49,452.00
6102	Medicare	9,651.40	10,393.26	9,248.00	11,566.00
6104	Health	173,927.98	181,896.14	206,302.00	212,415.00
6105	Dental	7,371.55	6,990.76	7,086.00	7,963.00
6106	Vision	1,939.68	1,839.35	1,865.00	1,980.00
6107	Life	1,083.58	892.43	867.00	995.00
6108	Sick & Accident	2,339.93	2,716.66	2,596.00	2,978.00



Budget Worksheet Report

Budget Year 2023

Account	Account Description	2020 Actual Amount	2021 Actual Amount	2022 Adopted Budget	2023 Final
Fund 271	Drug and Alcohol				
	EXPENSE				
	Department 5271 - Drug and Alcohol				
	<i>Fringe Benefits</i>				
	<i>Fringe Benefits Totals</i>	\$227,655.89	\$237,800.95	\$267,564.00	\$287,349.00
	<i>Fringe Benefits Other</i>				
6103	Retirement	66,143.00	89,297.00	75,000.00	90,000.00
6109	Workers Compensation	2,299.28	1,524.23	2,500.00	2,500.00
6110	Unemployment Compensation	.00	181.90	.00	.00
6111	Waiver of Health Insurance	276.96	1,638.42	2,000.00	2,000.00
	<i>Fringe Benefits Other Totals</i>	\$68,719.24	\$92,641.55	\$79,500.00	\$94,500.00
	<i>Personnel Expense</i>				
6201	Dues / Memberships	4,966.18	5,311.15	5,000.00	5,000.00
6202	Books and Subscriptions	8.36	.00	200.00	200.00
6203	Training	824.00	1,628.02	4,000.00	3,500.00
6209	Employee Physicals	136.00	895.40	600.00	600.00
6212	Employee Assistance Program	223.53	238.56	300.00	300.00
	<i>Personnel Expense Totals</i>	\$6,158.07	\$8,073.13	\$10,100.00	\$9,600.00
	<i>Occupancy</i>				
6401	Rent	25,004.50	26,235.99	30,000.00	30,000.00
6403	Custodial Services	5,889.76	5,894.30	6,100.00	6,300.00
6405	Electric	3,236.18	2,231.28	4,000.00	4,000.00
6406	Gas	524.80	628.28	1,000.00	1,000.00
6407	Water	142.28	139.69	300.00	300.00
6408	Sewage	79.38	70.20	200.00	200.00
6409	Rubbish Removal	136.38	137.61	200.00	200.00
6413	Storage	227.28	266.61	300.00	100.00
	<i>Occupancy Totals</i>	\$35,240.56	\$35,603.96	\$42,100.00	\$42,100.00
	<i>Communication</i>				
6501	Telephone / Internet	11,218.53	15,035.40	15,000.00	14,000.00
6504	Postage	584.41	607.82	1,000.00	1,000.00
6506	Printing	364.12	201.64	1,000.00	800.00
6507	Advertising	33,151.31	181.88	25,000.00	25,000.00
	<i>Communication Totals</i>	\$45,318.37	\$16,026.74	\$42,000.00	\$40,800.00



Budget Worksheet Report

Budget Year 2023

Account	Account Description	2020 Actual Amount	2021 Actual Amount	2022 Adopted Budget	2023 Final
Fund 271	Drug and Alcohol				
	EXPENSE				
	Department 5271 - Drug and Alcohol				
	<i>Supplies and Minor Equipment</i>				
6414.1401	Repairs & Maintenance - Buildings	5,376.51	4,354.26	5,000.00	5,000.00
6414.1404	Repairs & Maintenance - Equipment	.00	.00	5,000.00	4,000.00
6414.1405	Repairs & Maintenance - Vehicles	15.02	125.76	1,000.00	1,000.00
6601.1607	Supplies - Other	1,963.22	4,296.32	5,000.00	4,000.00
6602	Minor Equipment Purchases	.00	.00	2,000.00	1,000.00
6604.1607	Minor Outlay - Computer Hardware	182.66	40,175.34	5,000.00	5,000.00
6604.1608	Minor Outlay - Computer Software	.00	21,675.61	2,000.00	2,000.00
6604.1609	Minor Outlay - Computer Supplies	32.42	.00	2,500.00	1,000.00
6606	Maintenance Agreements	1,162.44	2,279.31	2,000.00	5,000.00
	<i>Supplies and Minor Equipment Totals</i>	\$8,732.27	\$72,906.60	\$29,500.00	\$28,000.00
	<i>Transportation</i>				
6751	Travel	819.35	1,768.28	5,000.00	5,000.00
7557	Gasoline	237.16	179.93	1,200.00	1,000.00
	<i>Transportation Totals</i>	\$1,056.51	\$1,948.21	\$6,200.00	\$6,000.00
	<i>Consultant / Contracted Services</i>				
6851	Auditing	4,550.00	4,625.00	5,000.00	5,000.00
6853	Legal	455.00	3,716.96	1,000.00	6,000.00
6860	Misc Contracted Services	52,752.64	101,776.57	70,000.00	100,000.00
	<i>Consultant / Contracted Services Totals</i>	\$57,757.64	\$110,118.53	\$76,000.00	\$111,000.00
	<i>Sub-Contracted Services</i>				
6951	Human Service Providers	908,901.48	954,863.34	1,200,000.00	890,081.00
	<i>Sub-Contracted Services Totals</i>	\$908,901.48	\$954,863.34	\$1,200,000.00	\$890,081.00
	<i>Debt Payments</i>				
7065	Principal Capital Lease	755.39	767.56	1,000.00	1,000.00
	<i>Debt Payments Totals</i>	\$755.39	\$767.56	\$1,000.00	\$1,000.00
	<i>General Administration</i>				
7103	Board Member Expenses	.00	284.70	1,000.00	1,000.00
7108	Indirect Expense	33,450.00	36,287.00	35,000.00	35,000.00
7118	Bank Charges / Bank Interest	.00	.00	100.00	100.00
7122	Other Expenses	63,817.86	44,949.24	65,000.00	50,000.00
7125	COVID-19 Expenses	2,474.39	3,168.57	.00	.00
	<i>General Administration Totals</i>	\$99,742.25	\$84,689.51	\$101,100.00	\$86,100.00



Budget Worksheet Report

Budget Year 2023

Account	Account Description	2020 Actual Amount	2021 Actual Amount	2022 Adopted Budget	2023 Final
Fund 271	Drug and Alcohol				
	EXPENSE				
	Department 5271 - Drug and Alcohol				
	Capital Outlay				
7753	Capital Outlay - Computer Hardware	.00	28,900.00	.00	.00
	<i>Capital Outlay Totals</i>	\$0.00	\$28,900.00	\$0.00	\$0.00
	<i>Budgetary Fund Balance</i>				
8900	Budgetary Ending Fund Balance	.00	.00	65,412.00	.00
	<i>Budgetary Fund Balance Totals</i>	\$0.00	\$0.00	\$65,412.00	\$0.00
	Department 5271 - Drug and Alcohol Totals	\$2,128,180.37	\$2,358,162.04	\$2,557,476.00	\$2,394,730.00
	EXPENSE TOTALS	\$2,128,180.37	\$2,358,162.04	\$2,557,476.00	\$2,394,730.00
	Fund 271 - Drug and Alcohol Totals				
	REVENUE TOTALS	\$2,215,066.26	\$2,729,950.36	\$2,557,476.00	\$2,394,730.00
	EXPENSE TOTALS	\$2,128,180.37	\$2,358,162.04	\$2,557,476.00	\$2,394,730.00
	Fund 271 - Drug and Alcohol Totals	\$86,885.89	\$371,788.32	\$0.00	\$0.00
Fund 275	Early Intervention				
	REVENUE				
	Department 5275 - Early Intervention				
	Intergovernmental -- Federal Grants				
4176.84181	Special Education - Grants for Infants & Families	40,340.00	40,340.00	40,340.00	43,852.00
4182.93778	Medical Assistance Program	12,562.00	57,219.00	50,000.00	57,233.00
4187.93778	Medical Assistance Program	165,553.50	167,262.40	175,000.00	.00
	<i>Intergovernmental -- Federal Grants Totals</i>	\$218,455.50	\$264,821.40	\$265,340.00	\$101,085.00
	<i>Intergovernmental - State Grants</i>				
4205.8010	Early Intervention	1,301,025.00	977,629.80	1,300,000.00	1,400,000.00
	<i>Intergovernmental - State Grants Totals</i>	\$1,301,025.00	\$977,629.80	\$1,300,000.00	\$1,400,000.00
	<i>Local Grants</i>				
4350	County Matches	171,123.97	146,750.00	165,000.00	165,000.00
	<i>Local Grants Totals</i>	\$171,123.97	\$146,750.00	\$165,000.00	\$165,000.00
	<i>Departmental Earnings</i>				
5601	Miscellaneous Income	237.76	299.72	500.00	500.00
	<i>Departmental Earnings Totals</i>	\$237.76	\$299.72	\$500.00	\$500.00
	<i>Investment Earnings</i>				
4081	Interest	12.37	25.05	100.00	100.00
	<i>Investment Earnings Totals</i>	\$12.37	\$25.05	\$100.00	\$100.00
	<i>Reimbursement Income</i>				
5872	Rebates	.00	463.79	.00	.00



Budget Worksheet Report

Budget Year 2023

Account	Account Description	2020 Actual Amount	2021 Actual Amount	2022 Adopted Budget	2023 Final
Fund 275	Early Intervention				
	REVENUE				
	Department 5275 - Early Intervention				
	Reimbursement Income				
	<i>Reimbursement Income Totals</i>	\$0.00	\$463.79	\$0.00	\$0.00
	Department 5275 - Early Intervention Totals	\$1,690,854.60	\$1,389,989.76	\$1,730,940.00	\$1,666,685.00
	REVENUE TOTALS	\$1,690,854.60	\$1,389,989.76	\$1,730,940.00	\$1,666,685.00
	EXPENSE				
	Department 5275 - Early Intervention				
	Wages and Salaries				
6006	Full Time Wages	423,903.96	469,454.49	515,000.00	260,180.00
	<i>Wages and Salaries Totals</i>	\$423,903.96	\$469,454.49	\$515,000.00	\$260,180.00
	Premium Wages				
6077	Contracted Sick & Vacation Buy Back	5,402.07	5,070.41	10,000.00	930.00
6078	Lump Sum Longevity Pay	1,225.00	715.00	1,600.00	50.00
6080	Overtime	33.85	118.34	1,000.00	.00
	<i>Premium Wages Totals</i>	\$6,660.92	\$5,903.75	\$12,600.00	\$980.00
	Fringe Benefits				
6101	FICA	1,750.50	28,429.77	32,700.00	16,350.00
6102	Medicare	7,669.38	6,657.11	7,642.00	3,821.00
6104	Health	145,895.89	130,495.08	164,650.00	90,922.00
6105	Dental	6,191.18	5,023.36	6,456.00	3,042.00
6106	Vision	1,629.08	1,322.13	1,699.00	757.00
6107	Life	954.94	623.12	790.00	500.00
6108	Sick & Accident	1,961.71	1,883.56	2,365.00	1,100.00
	<i>Fringe Benefits Totals</i>	\$166,052.68	\$174,434.13	\$216,302.00	\$116,492.00
	Fringe Benefits Other				
6103	Retirement	56,411.00	65,816.00	64,000.00	40,000.00
6109	Workers Compensation	2,145.51	1,234.70	2,500.00	1,250.00
6110	Unemployment Compensation	1,164.73	(2,007.30)	500.00	250.00
6111	Waiver of Health Insurance	276.72	138.36	300.00	300.00
	<i>Fringe Benefits Other Totals</i>	\$59,997.96	\$65,181.76	\$67,300.00	\$41,800.00
	Personnel Expense				
6201	Dues / Memberships	200.45	.00	300.00	300.00
6202	Books and Subscriptions	1,537.17	27.68	600.00	1,000.00
6203	Training	1,431.44	1,285.17	2,000.00	2,000.00



Budget Worksheet Report

Budget Year 2023

Account	Account Description	2020 Actual Amount	2021 Actual Amount	2022 Adopted Budget	2023 Final
Fund 275	Early Intervention				
	EXPENSE				
	Department 5275 - Early Intervention				
	<i>Personnel Expense</i>				
6209	Employee Physicals	142.80	629.68	300.00	300.00
6212	Employee Assistance Program	199.59	183.12	300.00	300.00
	<i>Personnel Expense Totals</i>	\$3,511.45	\$2,125.65	\$3,500.00	\$3,900.00
	<i>Occupancy</i>				
6401	Rent	21,420.24	22,398.65	24,000.00	24,000.00
6403	Custodial Services	4,123.65	4,160.64	6,000.00	5,500.00
6405	Electric	2,472.82	1,816.15	3,000.00	3,500.00
6406	Gas	329.00	491.86	600.00	750.00
6407	Water	116.19	113.70	200.00	300.00
6408	Sewage	64.83	76.64	150.00	250.00
6409	Rubbish Removal	70.26	69.90	100.00	150.00
6413	Storage	183.74	188.19	300.00	100.00
	<i>Occupancy Totals</i>	\$28,780.73	\$29,315.73	\$34,350.00	\$34,550.00
	<i>Communication</i>				
6501	Telephone / Internet	10,656.38	9,655.03	10,000.00	70,000.00
6504	Postage	1,935.79	4,361.70	10,000.00	8,000.00
6506	Printing	336.44	146.68	1,000.00	.00
6507	Advertising	34.84	.00	800.00	800.00
	<i>Communication Totals</i>	\$12,963.45	\$14,163.41	\$21,800.00	\$78,800.00
	<i>Supplies and Minor Equipment</i>				
6414.1401	Repairs & Maintenance - Buildings	4,313.57	3,254.77	.00	4,000.00
6414.1405	Repairs & Maintenance - Vehicles	46.61	28.97	.00	1,000.00
6601.1607	Supplies - Other	2,523.59	2,974.02	4,000.00	4,000.00
6602	Minor Equipment Purchases	.00	.00	1,000.00	1,000.00
6604.1607	Minor Outlay - Computer Hardware	102.42	31,563.67	1,000.00	1,000.00
6604.1608	Minor Outlay - Computer Software	.00	12,173.97	1,000.00	1,000.00
6604.1609	Minor Outlay - Computer Supplies	37.05	.00	1,000.00	1,000.00
6606	Maintenance Agreements	1,211.88	2,073.14	2,000.00	4,000.00
	<i>Supplies and Minor Equipment Totals</i>	\$8,235.12	\$52,068.54	\$10,000.00	\$17,000.00
	<i>Transportation</i>				
6751	Travel	2,009.70	523.39	12,000.00	6,000.00
7557	Gasoline	163.05	91.25	800.00	1,000.00



Budget Worksheet Report

Budget Year 2023

Account	Account Description	2020 Actual Amount	2021 Actual Amount	2022 Adopted Budget	2023 Final
Fund 275	Early Intervention				
	EXPENSE				
	Department 5275 - Early Intervention				
	Transportation				
	<i>Transportation Totals</i>	\$2,172.75	\$614.64	\$12,800.00	\$7,000.00
	<i>Consultant / Contracted Services</i>				
6851	Auditing	(400.00)	2,035.00	2,400.00	2,400.00
6853	Legal	507.20	2,335.60	1,500.00	1,500.00
6860	Misc Contracted Services	16,039.18	41,524.77	40,000.00	300,000.00
	<i>Consultant / Contracted Services Totals</i>	\$16,146.38	\$45,895.37	\$43,900.00	\$303,900.00
	<i>Sub-Contracted Services</i>				
6951	Human Service Providers	661,023.97	697,277.37	750,000.00	776,983.00
	<i>Sub-Contracted Services Totals</i>	\$661,023.97	\$697,277.37	\$750,000.00	\$776,983.00
	<i>Debt Payments</i>				
7065	Principal Capital Lease	639.70	500.00	400.00	400.00
	<i>Debt Payments Totals</i>	\$639.70	\$500.00	\$400.00	\$400.00
	<i>General Administration</i>				
7103	Board Member Expenses	72.13	63.82	200.00	200.00
7108	Indirect Expense	12,896.47	24,800.00	20,000.00	20,000.00
7122	Other Expenses	1,423.20	1,057.40	5,000.00	4,500.00
7125	COVID-19 Expenses	3,909.20	2,227.44	.00	.00
	<i>General Administration Totals</i>	\$18,301.00	\$28,148.66	\$25,200.00	\$24,700.00
	<i>Capital Outlay</i>				
7753	Capital Outlay - Computer Hardware	.00	20,400.00	.00	.00
	<i>Capital Outlay Totals</i>	\$0.00	\$20,400.00	\$0.00	\$0.00
	<i>Budgetary Fund Balance</i>				
8900	Budgetary Ending Fund Balance	.00	.00	17,788.00	.00
	<i>Budgetary Fund Balance Totals</i>	\$0.00	\$0.00	\$17,788.00	\$0.00
	Department 5275 - Early Intervention Totals	\$1,408,390.07	\$1,605,483.50	\$1,730,940.00	\$1,666,685.00
	EXPENSE TOTALS	\$1,408,390.07	\$1,605,483.50	\$1,730,940.00	\$1,666,685.00
	Fund 275 - Early Intervention Totals				
	REVENUE TOTALS	\$1,690,854.60	\$1,389,989.76	\$1,730,940.00	\$1,666,685.00
	EXPENSE TOTALS	\$1,408,390.07	\$1,605,483.50	\$1,730,940.00	\$1,666,685.00
	Fund 275 - Early Intervention Totals	\$282,464.53	(\$215,493.74)	\$0.00	\$0.00



Budget Worksheet Report

Budget Year 2023

Account	Account Description	2020 Actual Amount	2021 Actual Amount	2022 Adopted Budget	2023 Final
Fund 280	Tourist Promotion				
	REVENUE				
	Department 7280 - Tourist Promotion				
	Local Hotel Room Tax				
4050	Hotel Room Tax - Local	504,778.15	835,444.01	646,747.00	650,000.00
	<i>Local Hotel Room Tax Totals</i>	<u>\$504,778.15</u>	<u>\$835,444.01</u>	<u>\$646,747.00</u>	<u>\$650,000.00</u>
	<i>Departmental Earnings</i>				
5501	Program Income - Culture/Recreation/Conservation	17.00	.00	35,000.00	17,500.00
	<i>Departmental Earnings Totals</i>	<u>\$17.00</u>	<u>\$0.00</u>	<u>\$35,000.00</u>	<u>\$17,500.00</u>
	<i>Investment Earnings</i>				
4081	Interest	49.23	87.23	30.00	30.00
	<i>Investment Earnings Totals</i>	<u>\$49.23</u>	<u>\$87.23</u>	<u>\$30.00</u>	<u>\$30.00</u>
	<i>Budgetary Fund Balance</i>				
3905	Budgetary Beginning Fund Balance Reserved	.00	.00	153,223.00	81,158.00
	<i>Budgetary Fund Balance Totals</i>	<u>\$0.00</u>	<u>\$0.00</u>	<u>\$153,223.00</u>	<u>\$81,158.00</u>
	Department 7280 - Tourist Promotion Totals	<u>\$504,844.38</u>	<u>\$835,531.24</u>	<u>\$835,000.00</u>	<u>\$748,688.00</u>
	REVENUE TOTALS	<u>\$504,844.38</u>	<u>\$835,531.24</u>	<u>\$835,000.00</u>	<u>\$748,688.00</u>
	EXPENSE				
	Department 7280 - Tourist Promotion				
	Wages and Salaries				
6006	Full Time Wages	75,817.59	75,468.43	81,410.00	81,410.00
6007	Part Time Wages	363.79	.00	.00	.00
	<i>Wages and Salaries Totals</i>	<u>\$76,181.38</u>	<u>\$75,468.43</u>	<u>\$81,410.00</u>	<u>\$81,410.00</u>
	<i>Premium Wages</i>				
6077	Contracted Sick & Vacation Buy Back	736.37	721.51	.00	.00
	<i>Premium Wages Totals</i>	<u>\$736.37</u>	<u>\$721.51</u>	<u>\$0.00</u>	<u>\$0.00</u>
	<i>Fringe Benefits</i>				
6101	FICA	4,623.13	4,591.41	5,047.00	5,047.00
6102	Medicare	1,081.23	1,073.73	1,000.00	1,000.00
6104	Health	21,000.00	17,160.00	44,500.00	44,500.00
6105	Dental	887.70	656.58	1,000.00	1,000.00
6106	Vision	233.61	172.72	250.00	250.00
6107	Life	133.27	80.34	150.00	150.00
6108	Sick & Accident	272.61	246.98	300.00	300.00
	<i>Fringe Benefits Totals</i>	<u>\$28,231.55</u>	<u>\$23,981.76</u>	<u>\$52,247.00</u>	<u>\$52,247.00</u>
	<i>Fringe Benefits Other</i>				
6103	Retirement	7,923.94	9,942.98	8,828.00	8,828.00



Budget Worksheet Report

Budget Year 2023

Account	Account Description	2020 Actual Amount	2021 Actual Amount	2022 Adopted Budget	2023 Final
Fund 280	Tourist Promotion				
	EXPENSE				
	Department 7280 - Tourist Promotion				
	<i>Fringe Benefits Other</i>				
6109	Workers Compensation	175.55	109.32	250.00	250.00
6110	Unemployment Compensation	.00	5,135.00	.00	.00
	<i>Fringe Benefits Other Totals</i>	\$8,099.49	\$15,187.30	\$9,078.00	\$9,078.00
	<i>Personnel Expense</i>				
6201	Dues / Memberships	1,148.56	12,355.98	1,370.00	4,000.00
6202	Books and Subscriptions	309.80	.00	325.00	325.00
6203	Training	.00	2,552.67	5,000.00	5,000.00
6209	Employee Physicals	.00	136.00	100.00	100.00
6212	Employee Assistance Program	18.00	27.00	18.00	18.00
6213	Background Checks	.00	58.85	60.00	60.00
	<i>Personnel Expense Totals</i>	\$1,476.36	\$15,130.50	\$6,873.00	\$9,503.00
	<i>Communication</i>				
6502	Cellular / Air Card Service	746.37	1,449.22	1,000.00	1,400.00
6503	Data Circuits	521.04	521.04	600.00	600.00
6504	Postage	1,822.16	3,893.64	5,000.00	5,000.00
6506	Printing	61,463.28	45,842.79	32,000.00	73,000.00
6507	Advertising	37,071.41	19,409.92	225,595.00	225,000.00
	<i>Communication Totals</i>	\$101,624.26	\$71,116.61	\$264,195.00	\$305,000.00
	<i>Supplies and Minor Equipment</i>				
6601.1607	Supplies - Other	861.55	1,050.52	3,500.00	3,500.00
6602	Minor Equipment Purchases	2,813.94	1,541.85	.00	2,000.00
6604.1607	Minor Outlay - Computer Hardware	.00	1,682.01	.00	.00
6604.1608	Minor Outlay - Computer Software	1,232.62	935.68	1,400.00	.00
6606	Maintenance Agreements	428.00	448.00	450.00	450.00
	<i>Supplies and Minor Equipment Totals</i>	\$5,336.11	\$5,658.06	\$5,350.00	\$5,950.00
	<i>Transportation</i>				
6751	Travel	491.73	8,657.88	4,500.00	4,500.00
	<i>Transportation Totals</i>	\$491.73	\$8,657.88	\$4,500.00	\$4,500.00
	<i>Consultant / Contracted Services</i>				
6851	Auditing	910.00	.00	5,000.00	.00
6860	Misc Contracted Services	41,498.68	50,147.00	67,350.00	150,000.00



Budget Worksheet Report

Budget Year 2023

Account	Account Description	2020 Actual Amount	2021 Actual Amount	2022 Adopted Budget	2023 Final
Fund 280	Tourist Promotion				
EXPENSE					
Department 7280 - Tourist Promotion					
Consultant / Contracted Services					
<i>Consultant / Contracted Services Totals</i>		\$42,408.68	\$50,147.00	\$72,350.00	\$150,000.00
<i>General Administration</i>					
7103	Board Member Expenses	.00	465.02	600.00	1,000.00
7106	Special Project	20,000.00	.00	25,000.00	50,000.00
7108	Indirect Expense	.00	21,914.00	.00	.00
7112	Promotional Expenses	3,715.90	1,728.97	5,000.00	15,000.00
7122	Other Expenses	60,517.50	18,835.00	97,500.00	50,000.00
7142	Event Sponsorships/Patron Donations	.00	20,000.00	.00	15,000.00
<i>General Administration Totals</i>		\$84,233.40	\$62,942.99	\$128,100.00	\$131,000.00
<i>Capital Outlay</i>					
7757	Capital Outlay - Buildings	.00	.00	40,000.00	.00
<i>Capital Outlay Totals</i>		\$0.00	\$0.00	\$40,000.00	\$0.00
<i>Budgetary Fund Balance</i>					
8900	Budgetary Ending Fund Balance	.00	.00	170,897.00	.00
<i>Budgetary Fund Balance Totals</i>		\$0.00	\$0.00	\$170,897.00	\$0.00
Department 7280 - Tourist Promotion Totals		\$348,819.33	\$329,012.04	\$835,000.00	\$748,688.00
EXPENSE TOTALS		\$348,819.33	\$329,012.04	\$835,000.00	\$748,688.00
Fund 280 - Tourist Promotion Totals					
REVENUE TOTALS		\$504,844.38	\$835,531.24	\$835,000.00	\$748,688.00
EXPENSE TOTALS		\$348,819.33	\$329,012.04	\$835,000.00	\$748,688.00
Fund 280 - Tourist Promotion Totals		\$156,025.05	\$506,519.20	\$0.00	\$0.00
Fund 282	Community Development				
REVENUE					
Department 6280 - CDBG					
<i>Intergovernmental -- Federal Grants</i>					
4116.14218	CDBG / Entitlement Grants	3,067,275.40	3,266,417.42	3,500,000.00	3,500,000.00
<i>Intergovernmental -- Federal Grants Totals</i>		\$3,067,275.40	\$3,266,417.42	\$3,500,000.00	\$3,500,000.00
<i>Intergovernmental - State Grants</i>					
4265.9073	PA Housing Affordability and Rehab Enhancement Grant	2,672.46	.00	.00	.00
<i>Intergovernmental - State Grants Totals</i>		\$2,672.46	\$0.00	\$0.00	\$0.00



Budget Worksheet Report

Budget Year 2023

Account	Account Description	2020 Actual Amount	2021 Actual Amount	2022 Adopted Budget	2023 Final
Fund 282	Community Development				
	REVENUE				
	Department 6280 - CDBG				
	<i>Departmental Earnings</i>				
5101	Program Income - Human Service	100,316.41	194,910.26	180,000.00	200,000.00
	<i>Departmental Earnings Totals</i>	\$100,316.41	\$194,910.26	\$180,000.00	\$200,000.00
	<i>Reimbursement Income</i>				
5872	Rebates	.00	317.50	.00	.00
	<i>Reimbursement Income Totals</i>	\$0.00	\$317.50	\$0.00	\$0.00
	Department 6280 - CDBG Totals	\$3,170,264.27	\$3,461,645.18	\$3,680,000.00	\$3,700,000.00
	Department 6281 - Home				
	Sub-Department 059 - Home				
	<i>Intergovernmental -- Federal Grants</i>				
4116.14239	Home Investment Partnerships Program	178,651.08	505,159.07	550,000.00	600,000.00
	<i>Intergovernmental -- Federal Grants Totals</i>	\$178,651.08	\$505,159.07	\$550,000.00	\$600,000.00
	<i>Departmental Earnings</i>				
5304	HDF Reinvestment	.00	.00	640,000.00	640,000.00
	<i>Departmental Earnings Totals</i>	\$0.00	\$0.00	\$640,000.00	\$640,000.00
	<i>Investment Earnings</i>				
4081	Interest	70.04	64.56	100.00	100.00
	<i>Investment Earnings Totals</i>	\$70.04	\$64.56	\$100.00	\$100.00
	<i>Other Financing Sources</i>				
5927	Operating Transfers In	.00	101.98	.00	.00
	<i>Other Financing Sources Totals</i>	\$0.00	\$101.98	\$0.00	\$0.00
	Sub-Department 059 - Home Totals	\$178,721.12	\$505,325.61	\$1,190,100.00	\$1,240,100.00
	Sub-Department 060 - Affordable Housing				
	<i>Departmental Earnings</i>				
5101	Program Income - Human Service	.00	.00	2,000.00	2,000.00
5301	Recording Fees	124,003.10	149,738.55	284,000.00	284,000.00
	<i>Departmental Earnings Totals</i>	\$124,003.10	\$149,738.55	\$286,000.00	\$286,000.00
	<i>Investment Earnings</i>				
4081	Interest	16.59	11.70	30.00	60.00
	<i>Investment Earnings Totals</i>	\$16.59	\$11.70	\$30.00	\$60.00
	Sub-Department 060 - Affordable Housing Totals	\$124,019.69	\$149,750.25	\$286,030.00	\$286,060.00
	Department 6281 - Home Totals	\$302,740.81	\$655,075.86	\$1,476,130.00	\$1,526,160.00
	Department 6282 - CoC Grant				
	<i>Intergovernmental -- Federal Grants</i>				
4116.14267	Continuum of Care Program	58,284.04	162,067.78	128,000.00	167,000.00



Budget Worksheet Report

Budget Year 2023

Account	Account Description	2020 Actual Amount	2021 Actual Amount	2022 Adopted Budget	2023 Final
Fund 282	Community Development				
REVENUE					
Department 6282 - CoC Grant					
<i>Intergovernmental -- Federal Grants</i>					
<i>Intergovernmental -- Federal Grants Totals</i>		\$58,284.04	\$162,067.78	\$128,000.00	\$167,000.00
Department 6282 - CoC Grant Totals		\$58,284.04	\$162,067.78	\$128,000.00	\$167,000.00
Department 6283 - ESG					
<i>Intergovernmental -- Federal Grants</i>					
4116.14231	Emergency Solutions Grant Program	414,601.64	677,791.78	525,000.00	730,000.00
4116.14257	HPRP	.00	3,395.43	.00	.00
<i>Intergovernmental -- Federal Grants Totals</i>		\$414,601.64	\$681,187.21	\$525,000.00	\$730,000.00
<i>Other Financing Sources</i>					
5927	Operating Transfers In	.00	102.00	.00	.00
<i>Other Financing Sources Totals</i>		\$0.00	\$102.00	\$0.00	\$0.00
Department 6283 - ESG Totals		\$414,601.64	\$681,289.21	\$525,000.00	\$730,000.00
Department 6284 - Section 108 - Loan Guarantee					
<i>Intergovernmental -- Federal Grants</i>					
4116.14248	CDBG - Section 108 Loan Guarantees	.00	.00	1,596,000.00	1,515,876.00
<i>Intergovernmental -- Federal Grants Totals</i>		\$0.00	\$0.00	\$1,596,000.00	\$1,515,876.00
Department 6284 - Section 108 - Loan Guarantee Totals		\$0.00	\$0.00	\$1,596,000.00	\$1,515,876.00
Department 6295 - PA Housing Finance Agency					
<i>Intergovernmental - State Grants</i>					
4265.9073	PA Housing Affordability and Rehab Enhancement Grant	716,392.06	219,105.48	279,140.00	260,000.00
<i>Intergovernmental - State Grants Totals</i>		\$716,392.06	\$219,105.48	\$279,140.00	\$260,000.00
<i>Investment Earnings</i>					
4081	Interest	23.71	19.24	20.00	60.00
<i>Investment Earnings Totals</i>		\$23.71	\$19.24	\$20.00	\$60.00
Department 6295 - PA Housing Finance Agency Totals		\$716,415.77	\$219,124.72	\$279,160.00	\$260,060.00
Department 6296 - Support for Veteran Families					
<i>Intergovernmental -- Federal Grants</i>					
4165.64033	VA Supportive Services for Veteran Families Program	81,705.00	54,215.00	100,000.00	100,000.00
<i>Intergovernmental -- Federal Grants Totals</i>		\$81,705.00	\$54,215.00	\$100,000.00	\$100,000.00
Department 6296 - Support for Veteran Families Totals		\$81,705.00	\$54,215.00	\$100,000.00	\$100,000.00
REVENUE TOTALS		\$4,744,011.53	\$5,233,417.75	\$7,784,290.00	\$7,999,096.00



Budget Worksheet Report

Budget Year 2023

Account	Account Description	2020 Actual Amount	2021 Actual Amount	2022 Adopted Budget	2023 Final
Fund 282	Community Development				
	EXPENSE				
	Department 6280 - CDBG				
	<i>Wages and Salaries</i>				
6006	Full Time Wages	412,888.95	436,669.89	410,000.00	492,572.00
6008	Other Wages - Temp / Season / Etc	.00	13,275.00	10,000.00	12,000.00
	<i>Wages and Salaries Totals</i>	\$412,888.95	\$449,944.89	\$420,000.00	\$504,572.00
	<i>Premium Wages</i>				
6077	Contracted Sick & Vacation Buy Back	1,470.98	240.02	500.00	500.00
6078	Lump Sum Longevity Pay	1,806.25	1,356.25	2,500.00	2,500.00
6080	Overtime	.00	.00	.00	4,000.00
	<i>Premium Wages Totals</i>	\$3,277.23	\$1,596.27	\$3,000.00	\$7,000.00
	<i>Fringe Benefits</i>				
6101	FICA	24,971.96	27,330.05	25,000.00	30,580.00
6102	Medicare	5,840.27	6,391.80	6,000.00	7,152.00
6104	Health	113,039.98	105,665.98	132,610.00	108,188.00
6105	Dental	4,758.12	4,043.45	4,804.00	4,922.00
6106	Vision	1,251.96	1,063.86	1,264.00	1,224.00
6107	Life	708.46	525.71	1,123.00	644.00
6108	Sick & Accident	1,507.69	1,591.75	1,442.00	1,704.00
	<i>Fringe Benefits Totals</i>	\$152,078.44	\$146,612.60	\$172,243.00	\$154,414.00
	<i>Fringe Benefits Other</i>				
6103	Retirement	41,541.14	54,124.87	46,281.00	46,281.00
6109	Workers Compensation	963.61	650.71	1,041.00	1,041.00
6110	Unemployment Compensation	105.56	656.00	.00	.00
6111	Waiver of Health Insurance	.00	1,384.56	.00	4,734.00
	<i>Fringe Benefits Other Totals</i>	\$42,610.31	\$56,816.14	\$47,322.00	\$52,056.00
	<i>Personnel Expense</i>				
6201	Dues / Memberships	3,236.35	2,790.42	3,625.00	3,000.00
6202	Books and Subscriptions	471.00	486.89	300.00	500.00
6203	Training	.00	.00	900.00	.00
6209	Employee Physicals	.00	457.00	.00	.00
6212	Employee Assistance Program	126.00	126.00	126.00	126.00
6213	Background Checks	.00	58.86	.00	.00
	<i>Personnel Expense Totals</i>	\$3,833.35	\$3,919.17	\$4,951.00	\$3,626.00



Budget Worksheet Report

Budget Year 2023

Account	Account Description	2020 Actual Amount	2021 Actual Amount	2022 Adopted Budget	2023 Final
Fund 282	Community Development				
	EXPENSE				
	Department 6280 - CDBG				
	Occupancy				
6401	Rent	5,564.07	9,008.81	16,000.00	15,000.00
6403	Custodial Services	7,282.78	6,826.00	7,500.00	7,500.00
6405	Electric	687.57	4,384.88	3,540.00	3,000.00
6407	Water	144.18	195.66	500.00	500.00
6408	Sewage	131.66	105.47	500.00	500.00
6413	Storage	453.12	603.46	600.00	605.00
	<i>Occupancy Totals</i>	<u>\$14,263.38</u>	<u>\$21,124.28</u>	<u>\$28,640.00</u>	<u>\$27,105.00</u>
	<i>Communication</i>				
6502	Cellular / Air Card Service	4,086.39	5,156.23	9,000.00	8,500.00
6503	Data Circuits	3,473.76	3,473.76	9,500.00	3,800.00
6504	Postage	599.40	509.28	2,000.00	2,000.00
6507	Advertising	9,066.62	5,501.59	5,000.00	6,500.00
	<i>Communication Totals</i>	<u>\$17,226.17</u>	<u>\$14,640.86</u>	<u>\$25,500.00</u>	<u>\$20,800.00</u>
	<i>Supplies and Minor Equipment</i>				
6414.1401	Repairs & Maintenance - Buildings	274.68	.00	2,500.00	2,000.00
6414.1404	Repairs & Maintenance - Equipment	53.80	.00	500.00	500.00
6601.1607	Supplies - Other	3,693.62	3,369.05	3,000.00	3,000.00
6602	Minor Equipment Purchases	936.62	2,153.99	1,000.00	1,000.00
6603	Equipment Rental	235.00	286.50	500.00	500.00
6604.1607	Minor Outlay - Computer Hardware	7,873.24	1,157.84	.00	.00
6606	Maintenance Agreements	1,653.50	2,009.83	5,000.00	3,500.00
	<i>Supplies and Minor Equipment Totals</i>	<u>\$14,720.46</u>	<u>\$8,977.21</u>	<u>\$12,500.00</u>	<u>\$10,500.00</u>
	<i>Transportation</i>				
6751	Travel	2,531.52	2,182.38	5,000.00	3,000.00
	<i>Transportation Totals</i>	<u>\$2,531.52</u>	<u>\$2,182.38</u>	<u>\$5,000.00</u>	<u>\$3,000.00</u>
	<i>Consultant / Contracted Services</i>				
6851	Auditing	2,600.00	2,500.00	4,000.00	3,000.00
6873	Providers of Grant Service	2,033,271.75	2,299,081.89	2,496,681.00	2,477,455.00
	<i>Consultant / Contracted Services Totals</i>	<u>\$2,035,871.75</u>	<u>\$2,301,581.89</u>	<u>\$2,500,681.00</u>	<u>\$2,480,455.00</u>
	<i>Debt Payments</i>				
7051	Section 108 Principal Payments	309,000.00	309,000.00	309,000.00	309,000.00
7052	Section 108 Interest Payments	66,162.20	58,282.70	66,163.00	42,472.00



Budget Worksheet Report

Budget Year 2023

Account	Account Description	2020 Actual Amount	2021 Actual Amount	2022 Adopted Budget	2023 Final
Fund 282	Community Development				
	EXPENSE				
	Department 6280 - CDBG				
	Debt Payments				
	<i>Debt Payments Totals</i>	\$375,162.20	\$367,282.70	\$375,163.00	\$351,472.00
	General Administration				
7108	Indirect Expense	63,500.00	83,980.21	85,000.00	85,000.00
	<i>General Administration Totals</i>	\$63,500.00	\$83,980.21	\$85,000.00	\$85,000.00
	Department 6280 - CDBG Totals	\$3,137,963.76	\$3,458,658.60	\$3,680,000.00	\$3,700,000.00
	Department 6281 - Home				
	Sub-Department 059 - Home				
	Wages and Salaries				
6006	Full Time Wages	27,911.24	34,422.36	28,000.00	32,000.00
	<i>Wages and Salaries Totals</i>	\$27,911.24	\$34,422.36	\$28,000.00	\$32,000.00
	Premium Wages				
6077	Contracted Sick & Vacation Buy Back	32.83	30.00	100.00	100.00
6078	Lump Sum Longevity Pay	231.25	218.75	500.00	500.00
	<i>Premium Wages Totals</i>	\$264.08	\$248.75	\$600.00	\$600.00
	Fringe Benefits				
6101	FICA	1,690.46	2,078.97	1,774.00	1,984.00
6102	Medicare	395.40	486.28	415.00	464.00
6104	Health	6,840.01	8,481.00	8,455.00	6,020.00
6105	Dental	287.76	324.40	304.00	303.00
6106	Vision	75.72	85.39	80.00	76.00
6107	Life	42.74	39.59	71.00	40.00
6108	Sick & Accident	91.80	120.38	100.00	100.00
	<i>Fringe Benefits Totals</i>	\$9,423.89	\$11,616.01	\$11,199.00	\$8,987.00
	Fringe Benefits Other				
6103	Retirement	2,809.03	3,673.08	3,130.00	3,130.00
6109	Workers Compensation	65.11	51.08	69.00	69.00
6111	Waiver of Health Insurance	.00	115.38	.00	.00
	<i>Fringe Benefits Other Totals</i>	\$2,874.14	\$3,839.54	\$3,199.00	\$3,199.00
	Personnel Expense				
6201	Dues / Memberships	.00	.00	1,000.00	1,000.00
	<i>Personnel Expense Totals</i>	\$0.00	\$0.00	\$1,000.00	\$1,000.00



Budget Worksheet Report

Budget Year 2023

Account	Account Description	2020 Actual Amount	2021 Actual Amount	2022 Adopted Budget	2023 Final
Fund 282	Community Development				
EXPENSE					
Department 6281 - Home					
Sub-Department 059 - Home					
<i>Occupancy</i>					
6401	Rent	500.00	.00	3,000.00	3,000.00
6405	Electric	.00	.00	500.00	1,000.00
6407	Water	.00	.00	200.00	200.00
6408	Sewage	.00	.00	200.00	200.00
<i>Occupancy Totals</i>		\$500.00	\$0.00	\$3,900.00	\$4,400.00
<i>Communication</i>					
6504	Postage	.00	.00	150.00	200.00
6507	Advertising	98.58	251.23	200.00	1,000.00
<i>Communication Totals</i>		\$98.58	\$251.23	\$350.00	\$1,200.00
<i>Supplies and Minor Equipment</i>					
6414.1401	Repairs & Maintenance - Buildings	.00	.00	1,000.00	1,000.00
6601.1607	Supplies - Other	.00	.00	200.00	500.00
6602	Minor Equipment Purchases	.00	.00	200.00	500.00
<i>Supplies and Minor Equipment Totals</i>		\$0.00	\$0.00	\$1,400.00	\$2,000.00
<i>Transportation</i>					
6751	Travel	.00	161.28	500.00	500.00
<i>Transportation Totals</i>		\$0.00	\$161.28	\$500.00	\$500.00
<i>Consultant / Contracted Services</i>					
6851	Auditing	1,000.00	.00	1,500.00	2,000.00
6871	HDF Providers	.00	.00	640,000.00	640,000.00
6873	Providers of Grant Service	129,923.09	419,671.90	490,452.00	534,714.00
<i>Consultant / Contracted Services Totals</i>		\$130,923.09	\$419,671.90	\$1,131,952.00	\$1,176,714.00
<i>General Administration</i>					
7108	Indirect Expense	5,000.00	9,517.18	8,000.00	9,500.00
<i>General Administration Totals</i>		\$5,000.00	\$9,517.18	\$8,000.00	\$9,500.00
Sub-Department 059 - Home Totals		\$176,995.02	\$479,728.25	\$1,190,100.00	\$1,240,100.00
Sub-Department 060 - Affordable Housing					
<i>Communication</i>					
6507	Advertising	.00	224.06	.00	1,800.00
<i>Communication Totals</i>		\$0.00	\$224.06	\$0.00	\$1,800.00
<i>Consultant / Contracted Services</i>					
6873	Providers of Grant Service	197,954.90	219,378.98	286,030.00	284,260.00



Budget Worksheet Report

Budget Year 2023

Account	Account Description	2020 Actual Amount	2021 Actual Amount	2022 Adopted Budget	2023 Final
Fund 282	Community Development				
EXPENSE					
Department 6281 - Home					
Sub-Department 060 - Affordable Housing					
Consultant / Contracted Services					
<i>Consultant / Contracted Services Totals</i>		\$197,954.90	\$219,378.98	\$286,030.00	\$284,260.00
Sub-Department 060 - Affordable Housing Totals		\$197,954.90	\$219,603.04	\$286,030.00	\$286,060.00
Department 6281 - Home Totals		\$374,949.92	\$699,331.29	\$1,476,130.00	\$1,526,160.00
Department 6282 - CoC Grant					
Occupancy					
6401	Rent	.00	4,500.19	1,500.00	2,500.00
6405	Electric	.00	340.06	.00	800.00
<i>Occupancy Totals</i>		\$0.00	\$4,840.25	\$1,500.00	\$3,300.00
Communication					
6504	Postage	.00	.00	500.00	500.00
<i>Communication Totals</i>		\$0.00	\$0.00	\$500.00	\$500.00
Supplies and Minor Equipment					
6414.1401	Repairs & Maintenance - Buildings	.00	649.45	.00	500.00
6601.1607	Supplies - Other	.00	1,370.85	500.00	500.00
<i>Supplies and Minor Equipment Totals</i>		\$0.00	\$2,020.30	\$500.00	\$1,000.00
Consultant / Contracted Services					
6851	Auditing	.00	.00	1,000.00	1,000.00
6873	Providers of Grant Service	63,552.15	151,705.84	122,500.00	159,200.00
<i>Consultant / Contracted Services Totals</i>		\$63,552.15	\$151,705.84	\$123,500.00	\$160,200.00
General Administration					
7108	Indirect Expense	.00	3,613.11	2,000.00	2,000.00
<i>General Administration Totals</i>		\$0.00	\$3,613.11	\$2,000.00	\$2,000.00
Department 6282 - CoC Grant Totals		\$63,552.15	\$162,179.50	\$128,000.00	\$167,000.00
Department 6283 - ESG					
Wages and Salaries					
6006	Full Time Wages	13,554.09	12,626.97	13,022.00	15,072.00
<i>Wages and Salaries Totals</i>		\$13,554.09	\$12,626.97	\$13,022.00	\$15,072.00
Premium Wages					
6077	Contracted Sick & Vacation Buy Back	10.52	.00	100.00	100.00
6078	Lump Sum Longevity Pay	112.50	100.00	200.00	200.00
<i>Premium Wages Totals</i>		\$123.02	\$100.00	\$300.00	\$300.00



Budget Worksheet Report

Budget Year 2023

Account	Account Description	2020 Actual Amount	2021 Actual Amount	2022 Adopted Budget	2023 Final
Fund 282	Community Development				
EXPENSE					
Department 6283 - ESG					
Fringe Benefits					
6101	FICA	820.61	763.48	825.00	930.00
6102	Medicare	191.77	178.38	193.00	218.00
6104	Health	3,239.98	3,201.00	4,005.00	1,901.00
6105	Dental	136.32	122.46	137.00	87.00
6106	Vision	36.00	32.26	36.00	22.00
6107	Life	20.25	14.93	32.00	20.00
6108	Sick & Accident	43.41	44.94	45.00	45.00
<i>Fringe Benefits Totals</i>		<u>\$4,488.34</u>	<u>\$4,357.45</u>	<u>\$5,273.00</u>	<u>\$3,223.00</u>
Fringe Benefits Other					
6103	Retirement	1,364.26	1,783.73	1,520.00	1,520.00
6109	Workers Compensation	31.30	18.45	32.00	32.00
<i>Fringe Benefits Other Totals</i>		<u>\$1,395.56</u>	<u>\$1,802.18</u>	<u>\$1,552.00</u>	<u>\$1,552.00</u>
Personnel Expense					
6201	Dues / Memberships	1,095.00	770.00	325.00	800.00
<i>Personnel Expense Totals</i>		<u>\$1,095.00</u>	<u>\$770.00</u>	<u>\$325.00</u>	<u>\$800.00</u>
Occupancy					
6401	Rent	500.00	.00	3,500.00	3,000.00
6405	Electric	.00	143.83	2,000.00	2,000.00
6407	Water	.00	.00	500.00	5,000.00
6408	Sewage	.00	.00	500.00	500.00
<i>Occupancy Totals</i>		<u>\$500.00</u>	<u>\$143.83</u>	<u>\$6,500.00</u>	<u>\$10,500.00</u>
Communication					
6502	Cellular / Air Card Service	391.42	616.63	2,500.00	500.00
6504	Postage	.00	.00	500.00	500.00
6507	Advertising	98.58	1,745.50	1,000.00	1,000.00
<i>Communication Totals</i>		<u>\$490.00</u>	<u>\$2,362.13</u>	<u>\$4,000.00</u>	<u>\$2,000.00</u>
Supplies and Minor Equipment					
6414.1401	Repairs & Maintenance - Buildings	.00	.00	2,000.00	1,000.00
6601.1607	Supplies - Other	.00	330.24	2,000.00	1,000.00
6602	Minor Equipment Purchases	.00	.00	500.00	500.00
<i>Supplies and Minor Equipment Totals</i>		<u>\$0.00</u>	<u>\$330.24</u>	<u>\$4,500.00</u>	<u>\$2,500.00</u>
Transportation					
6751	Travel	8.05	.00	300.00	300.00



Budget Worksheet Report

Budget Year 2023

Account	Account Description	2020 Actual Amount	2021 Actual Amount	2022 Adopted Budget	2023 Final
Fund 282	Community Development				
EXPENSE					
Department 6283 - ESG					
Transportation					
<i>Transportation Totals</i>		\$8.05	\$0.00	\$300.00	\$300.00
<i>Consultant / Contracted Services</i>					
6851	Auditing	1,000.00	2,000.00	2,000.00	2,000.00
6873	Providers of Grant Service	398,567.10	612,279.11	480,228.00	681,753.00
<i>Consultant / Contracted Services Totals</i>		\$399,567.10	\$614,279.11	\$482,228.00	\$683,753.00
<i>General Administration</i>					
7108	Indirect Expense	3,500.00	10,780.50	7,000.00	10,000.00
<i>General Administration Totals</i>		\$3,500.00	\$10,780.50	\$7,000.00	\$10,000.00
Department 6283 - ESG Totals		\$424,721.16	\$647,552.41	\$525,000.00	\$730,000.00
Department 6284 - Section 108 - Loan Guarantee					
<i>Consultant / Contracted Services</i>					
6873	Providers of Grant Service	.00	.00	1,596,000.00	1,515,876.00
<i>Consultant / Contracted Services Totals</i>		\$0.00	\$0.00	\$1,596,000.00	\$1,515,876.00
Department 6284 - Section 108 - Loan Guarantee Totals		\$0.00	\$0.00	\$1,596,000.00	\$1,515,876.00
Department 6295 - PA Housing Finance Agency					
<i>Occupancy</i>					
6401	Rent	9,218.25	3,432.59	500.00	500.00
6405	Electric	.00	.00	500.00	500.00
<i>Occupancy Totals</i>		\$9,218.25	\$3,432.59	\$1,000.00	\$1,000.00
<i>Supplies and Minor Equipment</i>					
6414.1401	Repairs & Maintenance - Buildings	38.18	.00	1,000.00	500.00
6601.1607	Supplies - Other	831.64	.00	500.00	500.00
<i>Supplies and Minor Equipment Totals</i>		\$869.82	\$0.00	\$1,500.00	\$1,000.00
<i>Consultant / Contracted Services</i>					
6851	Auditing	1,000.00	.00	750.00	500.00
6873	Providers of Grant Service	725,790.28	173,553.92	273,410.00	255,060.00
<i>Consultant / Contracted Services Totals</i>		\$726,790.28	\$173,553.92	\$274,160.00	\$255,560.00
<i>General Administration</i>					
7108	Indirect Expense	5,000.00	12,500.00	2,500.00	2,500.00
<i>General Administration Totals</i>		\$5,000.00	\$12,500.00	\$2,500.00	\$2,500.00
Department 6295 - PA Housing Finance Agency Totals		\$741,878.35	\$189,486.51	\$279,160.00	\$260,060.00



Budget Worksheet Report

Budget Year 2023

Account	Account Description	2020 Actual Amount	2021 Actual Amount	2022 Adopted Budget	2023 Final
Fund 282	Community Development				
	EXPENSE				
	Department 6296 - Support for Veteran Families				
	Occupancy				
6401	Rent	2,000.00	.00	5,000.00	2,000.00
6405	Electric	354.73	.00	.00	1,000.00
	<i>Occupancy Totals</i>	\$2,354.73	\$0.00	\$5,000.00	\$3,000.00
	<i>Supplies and Minor Equipment</i>				
6601.1607	Supplies - Other	.00	.00	1,000.00	1,000.00
	<i>Supplies and Minor Equipment Totals</i>	\$0.00	\$0.00	\$1,000.00	\$1,000.00
	<i>Consultant / Contracted Services</i>				
6851	Auditing	.00	.00	1,000.00	1,000.00
6873	Providers of Grant Service	82,146.15	103,000.51	90,000.00	92,000.00
	<i>Consultant / Contracted Services Totals</i>	\$82,146.15	\$103,000.51	\$91,000.00	\$93,000.00
	<i>General Administration</i>				
7108	Indirect Expense	3,500.00	.00	3,000.00	3,000.00
	<i>General Administration Totals</i>	\$3,500.00	\$0.00	\$3,000.00	\$3,000.00
	Department 6296 - Support for Veteran Families Totals	\$88,000.88	\$103,000.51	\$100,000.00	\$100,000.00
	EXPENSE TOTALS	\$4,831,066.22	\$5,260,208.82	\$7,784,290.00	\$7,999,096.00
	Fund 282 - Community Development Totals				
	REVENUE TOTALS	\$4,744,011.53	\$5,233,417.75	\$7,784,290.00	\$7,999,096.00
	EXPENSE TOTALS	\$4,831,066.22	\$5,260,208.82	\$7,784,290.00	\$7,999,096.00
	Fund 282 - Community Development Totals	(\$87,054.69)	(\$26,791.07)	\$0.00	\$0.00
Fund 283	Community Services Program				
	REVENUE				
	Department 6285 - CSBG				
	<i>Intergovernmental -- Federal Grants</i>				
4185.93569	Community Services Block Grant	316,115.00	394,042.00	373,775.00	395,000.00
	<i>Intergovernmental -- Federal Grants Totals</i>	\$316,115.00	\$394,042.00	\$373,775.00	\$395,000.00
	<i>Investment Earnings</i>				
4081	Interest	1.96	1.88	10.00	10.00
	<i>Investment Earnings Totals</i>	\$1.96	\$1.88	\$10.00	\$10.00
	Department 6285 - CSBG Totals	\$316,116.96	\$394,043.88	\$373,785.00	\$395,010.00
	Department 6286 - Supported Work Program				
	<i>Intergovernmental -- Federal Grants</i>				
4185.93558	Temporary Assistance for Needy Families	210,916.92	.00	.00	.00
	<i>Intergovernmental -- Federal Grants Totals</i>	\$210,916.92	\$0.00	\$0.00	\$0.00



Budget Worksheet Report

Budget Year 2023

Account	Account Description	2020 Actual Amount	2021 Actual Amount	2022 Adopted Budget	2023 Final
Fund 283	Community Services Program				
	REVENUE				
	Department 6286 - Supported Work Program				
	Investment Earnings				
4081	Interest	1.62	2.09	.00	.00
	Investment Earnings Totals	\$1.62	\$2.09	\$0.00	\$0.00
	Department 6286 - Supported Work Program Totals	\$210,918.54	\$2.09	\$0.00	\$0.00
	Department 6287 - Homeless Assistance Program				
	Intergovernmental - State Grants				
4205.8003	Homeless Assistance Program	238,257.00	178,149.00	275,000.00	225,000.00
	Intergovernmental - State Grants Totals	\$238,257.00	\$178,149.00	\$275,000.00	\$225,000.00
	Investment Earnings				
4081	Interest	7.57	6.05	10.00	10.00
	Investment Earnings Totals	\$7.57	\$6.05	\$10.00	\$10.00
	Department 6287 - Homeless Assistance Program Totals	\$238,264.57	\$178,155.05	\$275,010.00	\$225,010.00
	Department 6297 - Emergency Rental Assistance Prog				
	Intergovernmental -- Federal Grants				
4155.21023	Emergency Rental Assistance Program	.00	7,609,666.76	8,000,000.00	.00
	Intergovernmental -- Federal Grants Totals	\$0.00	\$7,609,666.76	\$8,000,000.00	\$0.00
	Investment Earnings				
4081	Interest	.00	7,037.23	.00	.00
	Investment Earnings Totals	\$0.00	\$7,037.23	\$0.00	\$0.00
	Department 6297 - Emergency Rental Assistance Prog Totals	\$0.00	\$7,616,703.99	\$8,000,000.00	\$0.00
	Department 6298 - Emergency Rental Assistance - 2				
	Intergovernmental -- Federal Grants				
4155.21024	Emergency Rental Assistance Program - 2	.00	1,965.00	.00	7,900,000.00
	Intergovernmental -- Federal Grants Totals	\$0.00	\$1,965.00	\$0.00	\$7,900,000.00
	Investment Earnings				
4081	Interest	.00	449.36	.00	.00
	Investment Earnings Totals	\$0.00	\$449.36	\$0.00	\$0.00
	Department 6298 - Emergency Rental Assistance - 2 Totals	\$0.00	\$2,414.36	\$0.00	\$7,900,000.00
	REVENUE TOTALS	\$765,300.07	\$8,191,319.37	\$8,648,795.00	\$8,520,020.00
	EXPENSE				
	Department 6285 - CSBG				
	Wages and Salaries				
6006	Full Time Wages	24,819.92	36,167.09	23,418.00	40,000.00



Budget Worksheet Report

Budget Year 2023

Account	Account Description	2020 Actual Amount	2021 Actual Amount	2022 Adopted Budget	2023 Final
Fund 283	Community Services Program				
	EXPENSE				
	Department 6285 - CSBG				
	Wages and Salaries				
	<i>Wages and Salaries Totals</i>	\$24,819.92	\$36,167.09	\$23,418.00	\$40,000.00
	<i>Premium Wages</i>				
6077	Contracted Sick & Vacation Buy Back	95.16	30.00	50.00	50.00
6078	Lump Sum Longevity Pay	100.00	75.00	200.00	200.00
	<i>Premium Wages Totals</i>	\$195.16	\$105.00	\$250.00	\$250.00
	<i>Fringe Benefits</i>				
6101	FICA	1,501.06	2,175.19	1,220.00	2,480.00
6102	Medicare	351.08	508.77	290.00	580.00
6104	Health	6,480.03	9,372.02	15,130.00	14,732.00
6105	Dental	272.88	358.65	220.00	155.00
6106	Vision	71.64	94.33	60.00	39.00
6107	Life	40.71	43.95	55.00	55.00
6108	Sick & Accident	87.16	137.34	75.00	200.00
	<i>Fringe Benefits Totals</i>	\$8,804.56	\$12,690.25	\$17,050.00	\$18,241.00
	<i>Fringe Benefits Other</i>				
6103	Retirement	3,321.95	3,252.48	3,701.00	3,701.00
6109	Workers Compensation	58.45	53.32	55.00	55.00
	<i>Fringe Benefits Other Totals</i>	\$3,380.40	\$3,305.80	\$3,756.00	\$3,756.00
	<i>Personnel Expense</i>				
6201	Dues / Memberships	2,100.00	2,800.00	2,518.00	2,800.00
6203	Training	.00	.00	200.00	200.00
6212	Employee Assistance Program	18.00	18.00	20.00	20.00
	<i>Personnel Expense Totals</i>	\$2,118.00	\$2,818.00	\$2,738.00	\$3,020.00
	<i>Occupancy</i>				
6401	Rent	11,400.00	8,500.00	8,000.00	8,000.00
6405	Electric	1,625.61	506.59	1,000.00	1,000.00
6407	Water	151.07	98.91	200.00	200.00
6408	Sewage	.00	55.88	200.00	200.00
	<i>Occupancy Totals</i>	\$13,176.68	\$9,161.38	\$9,400.00	\$9,400.00
	<i>Communication</i>				
6502	Cellular / Air Card Service	.00	.00	450.00	450.00
6507	Advertising	303.54	394.48	500.00	500.00



Budget Worksheet Report

Budget Year 2023

Account	Account Description	2020 Actual Amount	2021 Actual Amount	2022 Adopted Budget	2023 Final
Fund 283	Community Services Program				
EXPENSE					
Department 6285 - CSBG					
Communication					
<i>Communication Totals</i>		\$303.54	\$394.48	\$950.00	\$950.00
<i>Supplies and Minor Equipment</i>					
6414.1401	Repairs & Maintenance - Buildings	163.33	.00	1,000.00	1,000.00
6601.1607	Supplies - Other	6,333.47	10,856.75	1,600.00	1,600.00
6602	Minor Equipment Purchases	.00	225.00	225.00	225.00
6604.1607	Minor Outlay - Computer Hardware	1,619.84	.00	.00	.00
<i>Supplies and Minor Equipment Totals</i>		\$8,116.64	\$11,081.75	\$2,825.00	\$2,825.00
<i>Transportation</i>					
6751	Travel	.00	.00	1,500.00	1,500.00
<i>Transportation Totals</i>		\$0.00	\$0.00	\$1,500.00	\$1,500.00
<i>Consultant / Contracted Services</i>					
6851	Auditing	3,000.00	1,000.00	1,000.00	1,000.00
6873	Providers of Grant Service	314,253.31	428,622.78	303,398.00	306,568.00
<i>Consultant / Contracted Services Totals</i>		\$317,253.31	\$429,622.78	\$304,398.00	\$307,568.00
<i>General Administration</i>					
7108	Indirect Expense	10,000.00	6,800.00	7,500.00	7,500.00
<i>General Administration Totals</i>		\$10,000.00	\$6,800.00	\$7,500.00	\$7,500.00
Department 6285 - CSBG Totals		\$388,168.21	\$512,146.53	\$373,785.00	\$395,010.00
Department 6286 - Supported Work Program					
Occupancy					
6401	Rent	1,750.00	.00	.00	.00
6405	Electric	1,441.68	.00	.00	.00
<i>Occupancy Totals</i>		\$3,191.68	\$0.00	\$0.00	\$0.00
<i>Supplies and Minor Equipment</i>					
6414.1401	Repairs & Maintenance - Buildings	740.23	.00	.00	.00
6601.1607	Supplies - Other	1,000.00	.00	.00	.00
<i>Supplies and Minor Equipment Totals</i>		\$1,740.23	\$0.00	\$0.00	\$0.00
<i>Consultant / Contracted Services</i>					
6851	Auditing	400.00	.00	.00	.00
6873	Providers of Grant Service	201,726.00	.00	.00	.00
<i>Consultant / Contracted Services Totals</i>		\$202,126.00	\$0.00	\$0.00	\$0.00
Department 6286 - Supported Work Program Totals		\$207,057.91	\$0.00	\$0.00	\$0.00



Budget Worksheet Report

Budget Year 2023

Account	Account Description	2020 Actual Amount	2021 Actual Amount	2022 Adopted Budget	2023 Final
Fund 283	Community Services Program				
	EXPENSE				
	Department 6287 - Homeless Assistance Program				
	Occupancy				
6401	Rent	6,304.96	7,427.63	5,000.00	5,000.00
6405	Electric	1,056.25	722.86	3,000.00	3,000.00
6407	Water	273.25	153.36	.00	.00
6408	Sewage	387.17	143.55	.00	.00
	<i>Occupancy Totals</i>	\$8,021.63	\$8,447.40	\$8,000.00	\$8,000.00
	Communication				
6502	Cellular / Air Card Service	.00	128.96	.00	100.00
6507	Advertising	98.58	102.00	300.00	300.00
	<i>Communication Totals</i>	\$98.58	\$230.96	\$300.00	\$400.00
	Supplies and Minor Equipment				
6414.1401	Repairs & Maintenance - Buildings	699.90	305.22	500.00	500.00
6601.1607	Supplies - Other	1,222.92	268.51	1,000.00	1,000.00
6602	Minor Equipment Purchases	.00	.00	.00	500.00
6604.1607	Minor Outlay - Computer Hardware	955.91	67.41	.00	.00
	<i>Supplies and Minor Equipment Totals</i>	\$2,878.73	\$641.14	\$1,500.00	\$2,000.00
	Consultant / Contracted Services				
6851	Auditing	500.00	2,000.00	700.00	700.00
6873	Providers of Grant Service	233,781.42	158,116.61	261,510.00	210,910.00
	<i>Consultant / Contracted Services Totals</i>	\$234,281.42	\$160,116.61	\$262,210.00	\$211,610.00
	General Administration				
7108	Indirect Expense	.00	.00	3,000.00	3,000.00
	<i>General Administration Totals</i>	\$0.00	\$0.00	\$3,000.00	\$3,000.00
	Other Financing Uses				
7801	Operating Transfers Out	.00	203.98	.00	.00
	<i>Other Financing Uses Totals</i>	\$0.00	\$203.98	\$0.00	\$0.00
	Department 6287 - Homeless Assistance Program	\$245,280.36	\$169,640.09	\$275,010.00	\$225,010.00
	Totals				
	Department 6297 - Emergency Rental Assistance Prog				
	Occupancy				
6401	Rent	.00	436.44	8,000.00	.00
6405	Electric	.00	.00	5,000.00	.00
6407	Water	.00	.00	500.00	.00
6408	Sewage	.00	.00	500.00	.00



Budget Worksheet Report

Budget Year 2023

Account	Account Description	2020 Actual Amount	2021 Actual Amount	2022 Adopted Budget	2023 Final
Fund 283	Community Services Program				
	EXPENSE				
Department	6297 - Emergency Rental Assistance Prog				
Occupancy					
	<i>Occupancy Totals</i>	\$0.00	\$436.44	\$14,000.00	\$0.00
	<i>Communication</i>				
6501	Telephone / Internet	.00	.00	2,000.00	.00
6502	Cellular / Air Card Service	.00	1,427.66	5,000.00	.00
6507	Advertising	.00	.00	2,000.00	.00
	<i>Communication Totals</i>	\$0.00	\$1,427.66	\$9,000.00	\$0.00
	<i>Supplies and Minor Equipment</i>				
6414.1401	Repairs & Maintenance - Buildings	.00	282.89	2,000.00	.00
6601.1607	Supplies - Other	.00	206.83	2,000.00	.00
6602	Minor Equipment Purchases	.00	2,265.25	10,000.00	.00
	<i>Supplies and Minor Equipment Totals</i>	\$0.00	\$2,754.97	\$14,000.00	\$0.00
	<i>Consultant / Contracted Services</i>				
6851	Auditing	.00	.00	10,000.00	.00
6873	Providers of Grant Service	.00	7,601,289.69	7,903,000.00	.00
	<i>Consultant / Contracted Services Totals</i>	\$0.00	\$7,601,289.69	\$7,913,000.00	\$0.00
	<i>General Administration</i>				
7108	Indirect Expense	.00	3,758.00	50,000.00	.00
	<i>General Administration Totals</i>	\$0.00	\$3,758.00	\$50,000.00	\$0.00
Department	6297 - Emergency Rental Assistance Prog	\$0.00	\$7,609,666.76	\$8,000,000.00	\$0.00
	Totals				
Department	6298 - Emergency Rental Assistance - 2				
Occupancy					
6401	Rent	.00	.00	.00	4,000.00
	<i>Occupancy Totals</i>	\$0.00	\$0.00	\$0.00	\$4,000.00
	<i>Consultant / Contracted Services</i>				
6873	Providers of Grant Service	.00	1,965.00	.00	7,896,000.00
	<i>Consultant / Contracted Services Totals</i>	\$0.00	\$1,965.00	\$0.00	\$7,896,000.00
Department	6298 - Emergency Rental Assistance - 2	\$0.00	\$1,965.00	\$0.00	\$7,900,000.00
	Totals				
	EXPENSE TOTALS	\$840,506.48	\$8,293,418.38	\$8,648,795.00	\$8,520,020.00
Fund 283	Community Services Program Totals				
	REVENUE TOTALS	\$765,300.07	\$8,191,319.37	\$8,648,795.00	\$8,520,020.00
	EXPENSE TOTALS	\$840,506.48	\$8,293,418.38	\$8,648,795.00	\$8,520,020.00



Budget Worksheet Report

Budget Year 2023

Account	Account Description	2020 Actual Amount	2021 Actual Amount	2022 Adopted Budget	2023 Final
Fund 283 - Community Services Program Totals		(\$75,206.41)	(\$102,099.01)	\$0.00	\$0.00
Fund 450 - Courtroom Improvement-DUI funded					
REVENUE					
Department 4450 - Courtroom Improvement					
Intergovernmental - State Grants					
4265.9072	Miscellaneous 1 Time State Grant	19,077.36	3,484.65	.00	.00
Intergovernmental - State Grants Totals		\$19,077.36	\$3,484.65	\$0.00	\$0.00
Investment Earnings					
4081	Interest	38.42	41.68	50.00	50.00
Investment Earnings Totals		\$38.42	\$41.68	\$50.00	\$50.00
Other Financing Sources					
5927	Operating Transfers In	73,986.68	56,045.90	100,000.00	100,000.00
Other Financing Sources Totals		\$73,986.68	\$56,045.90	\$100,000.00	\$100,000.00
Budgetary Fund Balance					
3900	Budgetary Beginning Fund Balance Unreserved	.00	.00	149,950.00	155,950.00
Budgetary Fund Balance Totals		\$0.00	\$0.00	\$149,950.00	\$155,950.00
Department 4450 - Courtroom Improvement Totals		\$93,102.46	\$59,572.23	\$250,000.00	\$256,000.00
REVENUE TOTALS		\$93,102.46	\$59,572.23	\$250,000.00	\$256,000.00
EXPENSE					
Department 4450 - Courtroom Improvement					
Supplies and Minor Equipment					
6602	Minor Equipment Purchases	49,029.46	31,354.72	150,000.00	150,000.00
6604.1608	Minor Outlay - Computer Software	1,645.00	6,145.00	.00	6,000.00
Supplies and Minor Equipment Totals		\$50,674.46	\$37,499.72	\$150,000.00	\$156,000.00
Consultant / Contracted Services					
6860	Misc Contracted Services	.00	2,008.50	.00	.00
Consultant / Contracted Services Totals		\$0.00	\$2,008.50	\$0.00	\$0.00
General Administration					
7125	COVID-19 Expenses	4,919.74	.00	.00	.00
General Administration Totals		\$4,919.74	\$0.00	\$0.00	\$0.00
Capital Outlay					
7754	Capital Outlay - Equipment	25,702.38	5,519.00	100,000.00	100,000.00
Capital Outlay Totals		\$25,702.38	\$5,519.00	\$100,000.00	\$100,000.00
Department 4450 - Courtroom Improvement Totals		\$81,296.58	\$45,027.22	\$250,000.00	\$256,000.00
EXPENSE TOTALS		\$81,296.58	\$45,027.22	\$250,000.00	\$256,000.00
Fund 450 - Courtroom Improvement-DUI funded Totals					
REVENUE TOTALS		\$93,102.46	\$59,572.23	\$250,000.00	\$256,000.00
EXPENSE TOTALS		\$81,296.58	\$45,027.22	\$250,000.00	\$256,000.00



Budget Worksheet Report

Budget Year 2023

Account	Account Description	2020 Actual Amount	2021 Actual Amount	2022 Adopted Budget	2023 Final
Fund 450 - Courtroom Improvement-DUI funded	Totals	\$11,805.88	\$14,545.01	\$0.00	\$0.00
Fund 460 - Capital Reserve					
	REVENUE				
	Department 1460 - Capital Reserve Fund				
	Departmental Earnings				
5601	Miscellaneous Income	.00	4,890.78	.00	.00
	Departmental Earnings Totals	\$0.00	\$4,890.78	\$0.00	\$0.00
	Investment Earnings				
4081	Interest	33,978.61	245.53	.00	.00
	Investment Earnings Totals	\$33,978.61	\$245.53	\$0.00	\$0.00
	Department 1460 - Capital Reserve Fund Totals	\$33,978.61	\$5,136.31	\$0.00	\$0.00
	REVENUE TOTALS	\$33,978.61	\$5,136.31	\$0.00	\$0.00
	EXPENSE				
	Department 1460 - Capital Reserve Fund				
	Subsidies				
6304	Agriculture Preservation Board	170,000.00	.00	.00	.00
	Subsidies Totals	\$170,000.00	\$0.00	\$0.00	\$0.00
	Consultant / Contracted Services				
6860	Misc Contracted Services	126,206.81	.00	.00	.00
	Consultant / Contracted Services Totals	\$126,206.81	\$0.00	\$0.00	\$0.00
	Debt Payments				
7065	Principal Capital Lease	50,782.47	.00	.00	.00
7066	Interest Capital Lease	13,257.23	.00	.00	.00
	Debt Payments Totals	\$64,039.70	\$0.00	\$0.00	\$0.00
	Other Financing Uses				
7801	Operating Transfers Out	1,541,447.74	.00	.00	.00
	Other Financing Uses Totals	\$1,541,447.74	\$0.00	\$0.00	\$0.00
	Department 1460 - Capital Reserve Fund Totals	\$1,901,694.25	\$0.00	\$0.00	\$0.00
	EXPENSE TOTALS	\$1,901,694.25	\$0.00	\$0.00	\$0.00
	Fund 460 - Capital Reserve Totals				
	REVENUE TOTALS	\$33,978.61	\$5,136.31	\$0.00	\$0.00
	EXPENSE TOTALS	\$1,901,694.25	\$0.00	\$0.00	\$0.00
	Fund 460 - Capital Reserve Totals	(\$1,867,715.64)	\$5,136.31	\$0.00	\$0.00
Fund 461 - Act 13 Marcellus Unconventional					
	REVENUE				
	Department 1461 - Act 13 Marcellus Unconventional				
	Departmental Earnings				
5608	Impact Fees	494,895.13	328,788.20	328,500.00	500,000.00



Budget Worksheet Report

Budget Year 2023

Account	Account Description	2020 Actual Amount	2021 Actual Amount	2022 Adopted Budget	2023 Final
Fund 461 - Act 13 Marcellus Unconventional					
REVENUE					
Department 1461 - Act 13 Marcellus Unconventional					
Departmental Earnings					
	<i>Departmental Earnings Totals</i>	\$494,895.13	\$328,788.20	\$328,500.00	\$500,000.00
<i>Investment Earnings</i>					
4081	Interest	258.03	1,993.52	1,600.00	12,000.00
	<i>Investment Earnings Totals</i>	\$258.03	\$1,993.52	\$1,600.00	\$12,000.00
<i>Other Financing Sources</i>					
5927	Operating Transfers In	771,242.08	.00	.00	.00
	<i>Other Financing Sources Totals</i>	\$771,242.08	\$0.00	\$0.00	\$0.00
<i>Budgetary Fund Balance</i>					
3900	Budgetary Beginning Fund Balance Unreserved	.00	.00	1,076,450.00	.00
	<i>Budgetary Fund Balance Totals</i>	\$0.00	\$0.00	\$1,076,450.00	\$0.00
Department 1461 - Act 13 Marcellus Unconventional					
	Totals	\$1,266,395.24	\$330,781.72	\$1,406,550.00	\$512,000.00
	REVENUE TOTALS	\$1,266,395.24	\$330,781.72	\$1,406,550.00	\$512,000.00
EXPENSE					
Department 1461 - Act 13 Marcellus Unconventional					
<i>Consultant / Contracted Services</i>					
6860	Misc Contracted Services	.00	279,912.83	.00	.00
	<i>Consultant / Contracted Services Totals</i>	\$0.00	\$279,912.83	\$0.00	\$0.00
<i>Debt Payments</i>					
7065	Principal Capital Lease	.00	53,814.30	53,815.00	53,815.00
7066	Interest Capital Lease	.00	10,225.40	10,226.00	10,226.00
	<i>Debt Payments Totals</i>	\$0.00	\$64,039.70	\$64,041.00	\$64,041.00
<i>General Administration</i>					
7122	Other Expenses	.00	18,285.08	76,450.00	34,650.00
	<i>General Administration Totals</i>	\$0.00	\$18,285.08	\$76,450.00	\$34,650.00
<i>Other Financing Uses</i>					
7801	Operating Transfers Out	.00	.00	1,000,000.00	.00
	<i>Other Financing Uses Totals</i>	\$0.00	\$0.00	\$1,000,000.00	\$0.00
<i>Budgetary Fund Balance</i>					
8900	Budgetary Ending Fund Balance	.00	.00	266,059.00	413,309.00
	<i>Budgetary Fund Balance Totals</i>	\$0.00	\$0.00	\$266,059.00	\$413,309.00
Department 1461 - Act 13 Marcellus Unconventional					
	Totals	\$0.00	\$362,237.61	\$1,406,550.00	\$512,000.00
	EXPENSE TOTALS	\$0.00	\$362,237.61	\$1,406,550.00	\$512,000.00



Budget Worksheet Report

Budget Year 2023

Account	Account Description	2020 Actual Amount	2021 Actual Amount	2022 Adopted Budget	2023 Final
Fund	461 - Act 13 Marcellus Unconventional Totals				
	REVENUE TOTALS	\$1,266,395.24	\$330,781.72	\$1,406,550.00	\$512,000.00
	EXPENSE TOTALS	\$0.00	\$362,237.61	\$1,406,550.00	\$512,000.00
Fund	461 - Act 13 Marcellus Unconventional Totals	\$1,266,395.24	(\$31,455.89)	\$0.00	\$0.00
Fund	462 - Act 13 Marcellus Legacy				
	REVENUE				
	Department 1462 - Act 13 Marcellus Legacy				
	Departmental Earnings				
5601	Miscellaneous Income	.00	13,394.30	.00	.00
5608	Impact Fees	139,162.90	96,051.38	96,000.00	150,000.00
	Departmental Earnings Totals	\$139,162.90	\$109,445.68	\$96,000.00	\$150,000.00
	Investment Earnings				
4081	Interest	257.68	1,343.19	.00	7,500.00
	Investment Earnings Totals	\$257.68	\$1,343.19	\$0.00	\$7,500.00
	Other Financing Sources				
5927	Operating Transfers In	770,205.66	.00	.00	.00
	Other Financing Sources Totals	\$770,205.66	\$0.00	\$0.00	\$0.00
	Budgetary Fund Balance				
3905	Budgetary Beginning Fund Balance Reserved	.00	.00	124,000.00	62,500.00
	Budgetary Fund Balance Totals	\$0.00	\$0.00	\$124,000.00	\$62,500.00
	Department 1462 - Act 13 Marcellus Legacy Totals	\$909,626.24	\$110,788.87	\$220,000.00	\$220,000.00
	REVENUE TOTALS	\$909,626.24	\$110,788.87	\$220,000.00	\$220,000.00
	EXPENSE				
	Department 1462 - Act 13 Marcellus Legacy				
	Subsidies				
6304	Agriculture Preservation Board	.00	170,000.00	220,000.00	220,000.00
	Subsidies Totals	\$0.00	\$170,000.00	\$220,000.00	\$220,000.00
	Department 1462 - Act 13 Marcellus Legacy Totals	\$0.00	\$170,000.00	\$220,000.00	\$220,000.00
	EXPENSE TOTALS	\$0.00	\$170,000.00	\$220,000.00	\$220,000.00
Fund	462 - Act 13 Marcellus Legacy Totals				
	REVENUE TOTALS	\$909,626.24	\$110,788.87	\$220,000.00	\$220,000.00
	EXPENSE TOTALS	\$0.00	\$170,000.00	\$220,000.00	\$220,000.00
Fund	462 - Act 13 Marcellus Legacy Totals	\$909,626.24	(\$59,211.13)	\$0.00	\$0.00



Budget Worksheet Report

Budget Year 2023

Account	Account Description	2020 Actual Amount	2021 Actual Amount	2022 Adopted Budget	2023 Final
Fund 463 - 2020 GRB Energy Saving & Capital					
REVENUE					
Department 1463 - 2020 GRB Energy Saving & Capital					
Investment Earnings					
4081	Interest	4,062.86	11,089.13	.00	.00
<i>Investment Earnings Totals</i>		\$4,062.86	\$11,089.13	\$0.00	\$0.00
<i>Other Financing Sources</i>					
5931	Issuance of Debt	13,017,953.24	.00	.00	.00
<i>Other Financing Sources Totals</i>		\$13,017,953.24	\$0.00	\$0.00	\$0.00
Department 1463 - 2020 GRB Energy Saving & Capital Totals		\$13,022,016.10	\$11,089.13	\$0.00	\$0.00
REVENUE TOTALS		\$13,022,016.10	\$11,089.13	\$0.00	\$0.00
EXPENSE					
Department 1463 - 2020 GRB Energy Saving & Capital					
Capital Outlay					
7757	Capital Outlay - Buildings	4,105,104.88	5,578,796.88	.00	.00
7760	Infrastructure	.00	1,114,739.08	.00	.00
<i>Capital Outlay Totals</i>		\$4,105,104.88	\$6,693,535.96	\$0.00	\$0.00
Department 1463 - 2020 GRB Energy Saving & Capital Totals		\$4,105,104.88	\$6,693,535.96	\$0.00	\$0.00
EXPENSE TOTALS		\$4,105,104.88	\$6,693,535.96	\$0.00	\$0.00
Fund 463 - 2020 GRB Energy Saving & Capital Totals		\$13,022,016.10	\$11,089.13	\$0.00	\$0.00
REVENUE TOTALS		\$13,022,016.10	\$11,089.13	\$0.00	\$0.00
EXPENSE TOTALS		\$4,105,104.88	\$6,693,535.96	\$0.00	\$0.00
Fund 463 - 2020 GRB Energy Saving & Capital Totals		\$8,916,911.22	(\$6,682,446.83)	\$0.00	\$0.00
Fund 464 - 2020 GOB Reassessment & Capital					
REVENUE					
Department 1464 - 2020 GOB Reassessment & Capital					
Investment Earnings					
4081	Interest	1,858.70	6,920.05	.00	.00
<i>Investment Earnings Totals</i>		\$1,858.70	\$6,920.05	\$0.00	\$0.00
<i>Other Financing Sources</i>					
5931	Issuance of Debt	7,023,239.76	.00	.00	.00
<i>Other Financing Sources Totals</i>		\$7,023,239.76	\$0.00	\$0.00	\$0.00
<i>Budgetary Fund Balance</i>					
3905	Budgetary Beginning Fund Balance Reserved	.00	.00	160,000.00	.00
<i>Budgetary Fund Balance Totals</i>		\$0.00	\$0.00	\$160,000.00	\$0.00
Department 1464 - 2020 GOB Reassessment & Capital Totals		\$7,025,098.46	\$6,920.05	\$160,000.00	\$0.00



Budget Worksheet Report

Budget Year 2023

Account	Account Description	2020 Actual Amount	2021 Actual Amount	2022 Adopted Budget	2023 Final
Fund 464 - 2020 GOB Reassessment & Capital					
	REVENUE TOTALS	\$7,025,098.46	\$6,920.05	\$160,000.00	\$0.00
	EXPENSE				
	Department 1464 - 2020 GOB Reassessment & Capital				
	Personnel Expense				
6202	Books and Subscriptions	669.92	3,349.60	.00	.00
	<i>Personnel Expense Totals</i>	\$669.92	\$3,349.60	\$0.00	\$0.00
	Occupancy				
6401	Rent	19,500.00	18,000.00	.00	.00
6402	Snow Removal / Grounds Maintenance	.00	541.67	.00	.00
6405	Electric	2,141.49	2,357.43	.00	.00
6406	Gas	866.26	1,926.17	.00	.00
6409	Rubbish Removal	78.00	156.00	.00	.00
	<i>Occupancy Totals</i>	\$22,585.75	\$22,981.27	\$0.00	\$0.00
	Communication				
6501	Telephone / Internet	6,510.11	6,391.11	.00	.00
	<i>Communication Totals</i>	\$6,510.11	\$6,391.11	\$0.00	\$0.00
	Supplies and Minor Equipment				
6601.1607	Supplies - Other	1,941.76	.00	.00	.00
6602	Minor Equipment Purchases	1,683.85	.00	.00	.00
	<i>Supplies and Minor Equipment Totals</i>	\$3,625.61	\$0.00	\$0.00	\$0.00
	Transportation				
6751	Travel	369.79	.00	.00	.00
	<i>Transportation Totals</i>	\$369.79	\$0.00	\$0.00	\$0.00
	Consultant / Contracted Services				
6860	Misc Contracted Services	1,985,090.64	2,532,097.91	.00	.00
	<i>Consultant / Contracted Services Totals</i>	\$1,985,090.64	\$2,532,097.91	\$0.00	\$0.00
	Capital Outlay				
7752	Capital Outlay - Computer Software	377,840.00	26,250.00	.00	.00
	<i>Capital Outlay Totals</i>	\$377,840.00	\$26,250.00	\$0.00	\$0.00
	Budgetary Fund Balance				
8900	Budgetary Ending Fund Balance	.00	.00	160,000.00	.00
	<i>Budgetary Fund Balance Totals</i>	\$0.00	\$0.00	\$160,000.00	\$0.00
Department 1464 - 2020 GOB Reassessment & Capital	Totals	\$2,396,691.82	\$2,591,069.89	\$160,000.00	\$0.00
	EXPENSE TOTALS	\$2,396,691.82	\$2,591,069.89	\$160,000.00	\$0.00
Fund 464 - 2020 GOB Reassessment & Capital	Totals				



Budget Worksheet Report

Budget Year 2023

Account	Account Description	2020 Actual Amount	2021 Actual Amount	2022 Adopted Budget	2023 Final
	REVENUE TOTALS	\$7,025,098.46	\$6,920.05	\$160,000.00	\$0.00
	EXPENSE TOTALS	\$2,396,691.82	\$2,591,069.89	\$160,000.00	\$0.00
Fund	464 - 2020 GOB Reassessment & Capital Totals	\$4,628,406.64	(\$2,584,149.84)	\$0.00	\$0.00
Fund	680 - HealthChoices				
	REVENUE				
	Department 9680 - HealthChoices - Capitation				
	<i>Intergovernmental - State Grants</i>				
4205.8002	Capitation Revenue	52,108,163.00	58,878,116.00	60,153,000.00	55,000,000.00
	<i>Intergovernmental - State Grants Totals</i>	\$52,108,163.00	\$58,878,116.00	\$60,153,000.00	\$55,000,000.00
	<i>Investment Earnings</i>				
4081	Interest	25,606.60	21,487.69	26,000.00	20,000.00
	<i>Investment Earnings Totals</i>	\$25,606.60	\$21,487.69	\$26,000.00	\$20,000.00
	<i>Reimbursement Income</i>				
5812	Admin Expense Reimbursement (Misc)	(1,649,605.00)	(446,098.34)	.00	.00
5872	Rebates	.00	901.34	.00	.00
	<i>Reimbursement Income Totals</i>	(\$1,649,605.00)	(\$445,197.00)	\$0.00	\$0.00
	Department 9680 - HealthChoices - Capitation Totals	\$50,484,164.60	\$58,454,406.69	\$60,179,000.00	\$55,020,000.00
	Department 9681 - HealthChoices Reinvestment				
	<i>Investment Earnings</i>				
4081	Interest	3,593.40	18.31	10,000.00	10,000.00
	<i>Investment Earnings Totals</i>	\$3,593.40	\$18.31	\$10,000.00	\$10,000.00
	<i>Budgetary Fund Balance</i>				
3900	Budgetary Beginning Fund Balance Unreserved	.00	.00	2,000,000.00	2,030,000.00
	<i>Budgetary Fund Balance Totals</i>	\$0.00	\$0.00	\$2,000,000.00	\$2,030,000.00
	Department 9681 - HealthChoices Reinvestment Totals	\$3,593.40	\$18.31	\$2,010,000.00	\$2,040,000.00
	REVENUE TOTALS	\$50,487,758.00	\$58,454,425.00	\$62,189,000.00	\$57,060,000.00
	EXPENSE				
	Department 9680 - HealthChoices - Capitation				
	<i>Wages and Salaries</i>				
6006	Full Time Wages	569,935.98	589,489.35	550,000.00	569,000.00
	<i>Wages and Salaries Totals</i>	\$569,935.98	\$589,489.35	\$550,000.00	\$569,000.00
	<i>Premium Wages</i>				
6077	Contracted Sick & Vacation Buy Back	14,087.11	9,069.78	13,000.00	12,000.00
6078	Lump Sum Longevity Pay	2,625.00	2,085.00	3,000.00	3,000.00
6080	Overtime	.00	26.79	.00	.00
	<i>Premium Wages Totals</i>	\$16,712.11	\$11,181.57	\$16,000.00	\$15,000.00
	<i>Fringe Benefits</i>				
6101	FICA	32,603.60	34,381.68	35,000.00	37,000.00



Budget Worksheet Report

Budget Year 2023

Account	Account Description	2020 Actual Amount	2021 Actual Amount	2022 Adopted Budget	2023 Final
Fund 680	HealthChoices				
EXPENSE					
Department 9680 - HealthChoices - Capitation					
<i>Fringe Benefits</i>					
6102	Medicare	8,207.70	8,477.27	9,000.00	9,000.00
6104	Health	117,024.13	125,941.21	130,000.00	130,000.00
6105	Dental	4,976.41	4,849.48	5,000.00	5,000.00
6106	Vision	1,309.24	1,275.92	2,000.00	2,000.00
6107	Life	730.23	593.18	2,000.00	2,000.00
6108	Sick & Accident	1,606.09	1,781.25	2,000.00	2,000.00
<i>Fringe Benefits Totals</i>		\$166,457.40	\$177,299.99	\$185,000.00	\$187,000.00
<i>Fringe Benefits Other</i>					
6103	Retirement	56,353.00	78,219.00	58,000.00	82,000.00
6109	Workers Compensation	1,676.55	1,050.31	2,000.00	2,000.00
6110	Unemployment Compensation	.00	96.30	.00	.00
6111	Waiver of Health Insurance	276.96	138.48	312.00	312.00
<i>Fringe Benefits Other Totals</i>		\$58,306.51	\$79,504.09	\$60,312.00	\$84,312.00
<i>Personnel Expense</i>					
6201	Dues / Memberships	1,000.00	1,000.00	2,000.00	2,000.00
6203	Training	(999.68)	(1,003.80)	700.00	700.00
6209	Employee Physicals	.00	4.08	100.00	.00
6212	Employee Assistance Program	139.68	153.72	175.00	175.00
<i>Personnel Expense Totals</i>		\$140.00	\$154.00	\$2,975.00	\$2,875.00
<i>Occupancy</i>					
6401	Rent	40,870.26	42,872.90	44,000.00	44,000.00
6403	Custodial Services	12,249.67	13,772.83	5,100.00	5,300.00
6405	Electric	5,412.67	4,047.47	7,000.00	6,000.00
6406	Gas	855.20	1,139.62	2,000.00	2,600.00
6407	Water	238.83	253.39	400.00	300.00
6408	Sewage	132.53	127.33	400.00	400.00
6409	Rubbish Removal	269.10	244.35	400.00	200.00
6413	Storage	183.74	219.57	400.00	200.00
<i>Occupancy Totals</i>		\$60,212.00	\$62,677.46	\$59,700.00	\$59,000.00
<i>Communication</i>					
6501	Telephone / Internet	14,748.78	9,718.00	16,000.00	12,000.00
6504	Postage	100.58	581.48	1,200.00	1,400.00



Budget Worksheet Report

Budget Year 2023

Account	Account Description	2020 Actual Amount	2021 Actual Amount	2022 Adopted Budget	2023 Final
Fund 680	HealthChoices				
	EXPENSE				
	Department 9680 - HealthChoices - Capitation				
	Communication				
6506	Printing	166.64	200.06	450.00	1,400.00
6507	Advertising	.00	.00	50.00	50.00
	<i>Communication Totals</i>	\$15,016.00	\$10,499.54	\$17,700.00	\$14,850.00
	<i>Supplies and Minor Equipment</i>				
6414.1401	Repairs & Maintenance - Buildings	8,084.05	5,528.59	8,000.00	8,000.00
6414.1405	Repairs & Maintenance - Vehicles	23.64	17.01	500.00	500.00
6601.1607	Supplies - Other	1,331.40	3,834.08	5,000.00	9,000.00
6602	Minor Equipment Purchases	.00	.00	1,000.00	1,000.00
6604.1607	Minor Outlay - Computer Hardware	104.57	12,235.64	5,000.00	5,000.00
6604.1608	Minor Outlay - Computer Software	.00	17,854.63	1,000.00	1,000.00
6604.1609	Minor Outlay - Computer Supplies	(5,013.20)	(3,113.14)	1,000.00	1,000.00
6606	Maintenance Agreements	914.54	1,042.19	2,000.00	2,000.00
	<i>Supplies and Minor Equipment Totals</i>	\$5,445.00	\$37,399.00	\$23,500.00	\$27,500.00
	<i>Transportation</i>				
6751	Travel	608.33	590.05	5,000.00	5,000.00
7557	Gasoline	281.67	200.95	1,000.00	1,000.00
	<i>Transportation Totals</i>	\$890.00	\$791.00	\$6,000.00	\$6,000.00
	<i>Consultant / Contracted Services</i>				
6851	Auditing	50,685.00	71,990.00	45,000.00	45,000.00
6853	Legal	3,384.00	7,989.84	24,000.00	45,000.00
6860	Misc Contracted Services	313,973.89	574,021.51	958,000.00	1,130,000.00
6873	Providers of Grant Service	34,651,932.95	38,781,047.85	42,820,000.00	37,400,000.00
6876	MCO / Gross Receipts Tax Expense	10,245,621.20	11,345,333.97	11,000,000.00	10,700,000.00
6877	ASO Management Fees	2,730,627.96	3,050,147.65	3,260,000.00	3,110,000.00
	<i>Consultant / Contracted Services Totals</i>	\$47,996,225.00	\$53,830,530.82	\$58,107,000.00	\$52,430,000.00
	<i>Debt Payments</i>				
7065	Principal Capital Lease	512.82	740.00	1,500.00	1,500.00
	<i>Debt Payments Totals</i>	\$512.82	\$740.00	\$1,500.00	\$1,500.00
	<i>General Administration</i>				
7108	Indirect Expense	31,911.00	32,140.00	35,000.00	35,000.00
7118	Bank Charges / Bank Interest	.00	750.00	.00	.00



Budget Worksheet Report

Budget Year 2023

Account	Account Description	2020 Actual Amount	2021 Actual Amount	2022 Adopted Budget	2023 Final
Fund 680 - HealthChoices					
EXPENSE					
Department 9680 - HealthChoices - Capitation					
General Administration					
7122	Other Expenses	(1,902.99)	(1,998.00)	4,000.00	3,000.00
7125	COVID-19 Expenses	3,494.17	2,610.18	5,000.00	500.00
General Administration Totals		\$33,502.18	\$33,502.18	\$44,000.00	\$38,500.00
Capital Outlay					
7753	Capital Outlay - Computer Hardware	.00	23,800.00	.00	.00
Capital Outlay Totals		\$0.00	\$23,800.00	\$0.00	\$0.00
Budgetary Fund Balance					
8900	Budgetary Ending Fund Balance	.00	.00	1,105,313.00	1,584,463.00
Budgetary Fund Balance Totals		\$0.00	\$0.00	\$1,105,313.00	\$1,584,463.00
Department 9680 - HealthChoices - Capitation Totals		\$48,923,355.00	\$54,857,569.00	\$60,179,000.00	\$55,020,000.00
Department 9681 - HealthChoices Reinvestment					
Consultant / Contracted Services					
6873	Providers of Grant Service	2,402,172.00	1,201,301.00	2,010,000.00	2,040,000.00
Consultant / Contracted Services Totals		\$2,402,172.00	\$1,201,301.00	\$2,010,000.00	\$2,040,000.00
Department 9681 - HealthChoices Reinvestment Totals		\$2,402,172.00	\$1,201,301.00	\$2,010,000.00	\$2,040,000.00
EXPENSE TOTALS		\$51,325,527.00	\$56,058,870.00	\$62,189,000.00	\$57,060,000.00
Fund 680 - HealthChoices Totals					
REVENUE TOTALS		\$50,487,758.00	\$58,454,425.00	\$62,189,000.00	\$57,060,000.00
EXPENSE TOTALS		\$51,325,527.00	\$56,058,870.00	\$62,189,000.00	\$57,060,000.00
Fund 680 - HealthChoices Totals		(\$837,769.00)	\$2,395,555.00	\$0.00	\$0.00
Fund 690 - Emergency 911 Center					
REVENUE					
Department 9690 - Emergency Services					
Intergovernmental - State Grants					
4259.8298	Act 12 Statewide Interconnectivity Grant	1,563,932.33	628,468.80	586,630.00	63,144.00
Intergovernmental - State Grants Totals		\$1,563,932.33	\$628,468.80	\$586,630.00	\$63,144.00
Departmental Earnings					
4804	Fees - 911 Surcharge	4,039,897.92	3,534,730.61	3,400,000.00	3,400,000.00
Departmental Earnings Totals		\$4,039,897.92	\$3,534,730.61	\$3,400,000.00	\$3,400,000.00
Investment Earnings					
4081	Interest	4,357.73	6,113.10	4,000.00	8,000.00
Investment Earnings Totals		\$4,357.73	\$6,113.10	\$4,000.00	\$8,000.00



Budget Worksheet Report

Budget Year 2023

Account	Account Description	2020 Actual Amount	2021 Actual Amount	2022 Adopted Budget	2023 Final
Fund 690	Emergency 911 Center				
	REVENUE				
	Department 9690 - Emergency Services				
	Budgetary Fund Balance				
3900	Budgetary Beginning Fund Balance Unreserved	.00	.00	2,134,000.00	2,621,168.00
	<i>Budgetary Fund Balance Totals</i>	<u>\$0.00</u>	<u>\$0.00</u>	<u>\$2,134,000.00</u>	<u>\$2,621,168.00</u>
	Department 9690 - Emergency Services Totals	\$5,608,187.98	\$4,169,312.51	\$6,124,630.00	\$6,092,312.00
	REVENUE TOTALS	<u>\$5,608,187.98</u>	<u>\$4,169,312.51</u>	<u>\$6,124,630.00</u>	<u>\$6,092,312.00</u>
	EXPENSE				
	Department 9690 - Emergency Services				
	Personnel Expense				
6201	Dues / Memberships	2,711.00	2,443.00	1,500.00	1,500.00
6203	Training	19,117.96	10,792.52	10,000.00	10,000.00
6206	Uniform / Clothing	4,727.85	3,975.16	8,000.00	5,000.00
	<i>Personnel Expense Totals</i>	<u>\$26,556.81</u>	<u>\$17,210.68</u>	<u>\$19,500.00</u>	<u>\$16,500.00</u>
	Occupancy				
6401	Rent	22,109.19	21,220.53	25,000.00	100,000.00
	<i>Occupancy Totals</i>	<u>\$22,109.19</u>	<u>\$21,220.53</u>	<u>\$25,000.00</u>	<u>\$100,000.00</u>
	Communication				
6501	Telephone / Internet	257,801.80	60,883.15	315,000.00	350,000.00
	<i>Communication Totals</i>	<u>\$257,801.80</u>	<u>\$60,883.15</u>	<u>\$315,000.00</u>	<u>\$350,000.00</u>
	Supplies and Minor Equipment				
6414.1401	Repairs & Maintenance - Buildings	2,009.83	3,994.34	3,000.00	3,000.00
6414.1404	Repairs & Maintenance - Equipment	12,406.31	5,450.57	5,000.00	5,000.00
6601.1607	Supplies - Other	1,006.52	.00	2,500.00	2,500.00
6602	Minor Equipment Purchases	4,694.88	13,704.56	5,000.00	5,000.00
6604.1607	Minor Outlay - Computer Hardware	14,861.49	412.78	5,000.00	5,000.00
6604.1608	Minor Outlay - Computer Software	25,937.94	23,638.36	30,000.00	30,000.00
6606	Maintenance Agreements	291,232.13	279,430.37	500,000.00	300,000.00
	<i>Supplies and Minor Equipment Totals</i>	<u>\$352,149.10</u>	<u>\$326,630.98</u>	<u>\$550,500.00</u>	<u>\$350,500.00</u>
	Transportation				
6751	Travel	.00	2,286.57	5,000.00	7,500.00
	<i>Transportation Totals</i>	<u>\$0.00</u>	<u>\$2,286.57</u>	<u>\$5,000.00</u>	<u>\$7,500.00</u>
	Consultant / Contracted Services				
6860	Misc Contracted Services	515,985.06	150,142.49	150,000.00	175,000.00
	<i>Consultant / Contracted Services Totals</i>	<u>\$515,985.06</u>	<u>\$150,142.49</u>	<u>\$150,000.00</u>	<u>\$175,000.00</u>



Budget Worksheet Report

Budget Year 2023

Account	Account Description	2020 Actual Amount	2021 Actual Amount	2022 Adopted Budget	2023 Final
Fund 690	Emergency 911 Center				
	EXPENSE				
	Department 9690 - Emergency Services				
	<i>Debt Payments</i>				
7065	Principal Capital Lease	290,131.07	383,322.18	453,535.00	454,283.00
7066	Interest Capital Lease	77,810.82	70,479.49	18,708.00	48,165.00
	<i>Debt Payments Totals</i>	<u>\$367,941.89</u>	<u>\$453,801.67</u>	<u>\$472,243.00</u>	<u>\$502,448.00</u>
	<i>General Administration</i>				
7108	Indirect Expense	6,008.00	7,947.00	6,000.00	8,000.00
7114	Admin Expense Reimbursement	2,479,947.82	2,543,245.15	2,414,000.00	2,414,000.00
7122	Other Expenses	2,697.07	2,880.84	3,000.00	3,000.00
	<i>General Administration Totals</i>	<u>\$2,488,652.89</u>	<u>\$2,554,072.99</u>	<u>\$2,423,000.00</u>	<u>\$2,425,000.00</u>
	<i>Capital Outlay</i>				
7752	Capital Outlay - Computer Software	.00	281,200.45	2,000,000.00	1,388,374.00
7753	Capital Outlay - Computer Hardware	1,236,608.35	67,893.00	.00	.00
7754	Capital Outlay - Equipment	85,544.00	346,922.60	.00	46,000.00
7756	Capital Outlay - Furniture / Fixtures	207,634.95	.00	.00	.00
7760	Infrastructure	54,289.37	.00	.00	.00
	<i>Capital Outlay Totals</i>	<u>\$1,584,076.67</u>	<u>\$696,016.05</u>	<u>\$2,000,000.00</u>	<u>\$1,434,374.00</u>
	<i>Budgetary Fund Balance</i>				
8900	Budgetary Ending Fund Balance	.00	.00	164,387.00	730,990.00
	<i>Budgetary Fund Balance Totals</i>	<u>\$0.00</u>	<u>\$0.00</u>	<u>\$164,387.00</u>	<u>\$730,990.00</u>
	Department 9690 - Emergency Services Totals	<u>\$5,615,273.41</u>	<u>\$4,282,265.11</u>	<u>\$6,124,630.00</u>	<u>\$6,092,312.00</u>
	EXPENSE TOTALS	<u>\$5,615,273.41</u>	<u>\$4,282,265.11</u>	<u>\$6,124,630.00</u>	<u>\$6,092,312.00</u>
	Fund 690 - Emergency 911 Center Totals				
	REVENUE TOTALS	<u>\$5,608,187.98</u>	<u>\$4,169,312.51</u>	<u>\$6,124,630.00</u>	<u>\$6,092,312.00</u>
	EXPENSE TOTALS	<u>\$5,615,273.41</u>	<u>\$4,282,265.11</u>	<u>\$6,124,630.00</u>	<u>\$6,092,312.00</u>
	Fund 690 - Emergency 911 Center Totals	<u>(\$7,085.43)</u>	<u>(\$112,952.60)</u>	<u>\$0.00</u>	<u>\$0.00</u>
Fund 905	Anti-Drug Task Force				
	REVENUE				
	Department 9005 - Controlled Substance Forfeitures				
	<i>Intergovernmental -- Federal Grants</i>				
4127.16838	Comprehensive Opioid Abuse Site-Based Program	.00	24,045.75	.00	185,000.00
4162.95001	High Intensity Drug Trafficking Areas Program	26,361.51	49,218.52	15,000.00	15,000.00
	<i>Intergovernmental -- Federal Grants Totals</i>	<u>\$26,361.51</u>	<u>\$73,264.27</u>	<u>\$15,000.00</u>	<u>\$200,000.00</u>
	<i>Intergovernmental - State Grants</i>				
4265.9070	Attorney General Task Force Grant	90,600.00	90,600.00	90,600.00	90,600.00



Budget Worksheet Report

Budget Year 2023

Account	Account Description	2020 Actual Amount	2021 Actual Amount	2022 Adopted Budget	2023 Final
Fund 905	Anti-Drug Task Force				
REVENUE					
Department 9005 - Controlled Substance Forfeitures					
Intergovernmental - State Grants					
4265.9075	PA Attorney General Local Task Force OT Reimbursement	4,625.10	3,151.92	5,000.00	5,000.00
4265.9077	DEA Interdiction Task Force Group 63	2,987.89	4,378.72	5,000.00	1,500.00
<i>Intergovernmental - State Grants Totals</i>		\$98,212.99	\$98,130.64	\$100,600.00	\$97,100.00
<i>Departmental Earnings</i>					
4608	Drug Receipts - Forfeitures/Police/Juvenile	230,347.72	124,477.00	210,000.00	210,000.00
4627	Other Receipts - Forfeitures	.00	10,925.00	.00	.00
<i>Departmental Earnings Totals</i>		\$230,347.72	\$135,402.00	\$210,000.00	\$210,000.00
<i>Investment Earnings</i>					
4081	Interest	921.83	144.35	.00	.00
<i>Investment Earnings Totals</i>		\$921.83	\$144.35	\$0.00	\$0.00
<i>Budgetary Fund Balance</i>					
3905	Budgetary Beginning Fund Balance Reserved	.00	.00	45,464.00	59,339.00
<i>Budgetary Fund Balance Totals</i>		\$0.00	\$0.00	\$45,464.00	\$59,339.00
Department 9005 - Controlled Substance Forfeitures Totals		\$355,844.05	\$306,941.26	\$371,064.00	\$566,439.00
REVENUE TOTALS		\$355,844.05	\$306,941.26	\$371,064.00	\$566,439.00
EXPENSE					
Department 9005 - Controlled Substance Forfeitures					
<i>Wages and Salaries</i>					
6006	Full Time Wages	18,604.45	17,903.95	25,000.00	25,000.00
6008	Other Wages - Temp / Season / Etc	41,298.00	35,319.00	85,000.00	85,000.00
<i>Wages and Salaries Totals</i>		\$59,902.45	\$53,222.95	\$110,000.00	\$110,000.00
<i>Premium Wages</i>					
6077	Contracted Sick & Vacation Buy Back	122.24	126.51	.00	.00
6080	Overtime	61,116.24	44,079.98	65,000.00	65,000.00
<i>Premium Wages Totals</i>		\$61,238.48	\$44,206.49	\$65,000.00	\$65,000.00
<i>Fringe Benefits</i>					
6101	FICA	7,423.61	5,913.83	10,900.00	10,900.00
6102	Medicare	1,736.29	1,383.17	2,538.00	2,538.00
6104	Health	14,287.09	15,039.86	.00	.00
6105	Dental	601.44	575.58	.00	.00
6106	Vision	158.25	151.46	.00	.00



Budget Worksheet Report

Budget Year 2023

Account	Account Description	2020 Actual Amount	2021 Actual Amount	2022 Adopted Budget	2023 Final
Fund 905	Anti-Drug Task Force				
	EXPENSE				
	Department 9005 - Controlled Substance Forfeitures				
	<i>Fringe Benefits</i>				
6107	Life	104.33	75.97	.00	.00
6108	Sick & Accident	181.79	211.56	176.00	176.00
	<i>Fringe Benefits Totals</i>	\$24,492.80	\$23,351.43	\$13,614.00	\$13,614.00
	<i>Fringe Benefits Other</i>				
6103	Retirement	9,806.16	10,404.92	10,925.00	10,925.00
6109	Workers Compensation	2,134.86	974.63	.00	.00
	<i>Fringe Benefits Other Totals</i>	\$11,941.02	\$11,379.55	\$10,925.00	\$10,925.00
	<i>Personnel Expense</i>				
6203	Training	2,467.42	3,925.00	8,000.00	8,000.00
	<i>Personnel Expense Totals</i>	\$2,467.42	\$3,925.00	\$8,000.00	\$8,000.00
	<i>Supplies and Minor Equipment</i>				
6414.1405	Repairs & Maintenance - Vehicles	1,862.49	442.90	1,200.00	1,200.00
6601.1607	Supplies - Other	485.69	1,528.63	1,000.00	1,000.00
6602	Minor Equipment Purchases	2,838.00	3,015.00	4,775.00	4,500.00
6604.1608	Minor Outlay - Computer Software	9,983.33	20,867.32	13,000.00	13,000.00
6605	Ammunition	1,000.00	1,200.00	1,800.00	2,000.00
	<i>Supplies and Minor Equipment Totals</i>	\$16,169.51	\$27,053.85	\$21,775.00	\$21,700.00
	<i>Transportation</i>				
6751	Travel	230.20	445.66	1,300.00	1,300.00
7557	Gasoline	1,923.19	2,068.29	2,750.00	3,200.00
	<i>Transportation Totals</i>	\$2,153.39	\$2,513.95	\$4,050.00	\$4,500.00
	<i>General Administration</i>				
7122	Other Expenses	549.08	905.05	2,700.00	2,700.00
	<i>General Administration Totals</i>	\$549.08	\$905.05	\$2,700.00	\$2,700.00
	<i>Judicial / Courts</i>				
7255	Drug Investigative Expenses	168,125.80	199,155.61	135,000.00	330,000.00
	<i>Judicial / Courts Totals</i>	\$168,125.80	\$199,155.61	\$135,000.00	\$330,000.00
	Department 9005 - Controlled Substance Forfeitures Totals	\$347,039.95	\$365,713.88	\$371,064.00	\$566,439.00
	EXPENSE TOTALS	\$347,039.95	\$365,713.88	\$371,064.00	\$566,439.00
Fund 905	Anti-Drug Task Force Totals				
	REVENUE TOTALS	\$355,844.05	\$306,941.26	\$371,064.00	\$566,439.00
	EXPENSE TOTALS	\$347,039.95	\$365,713.88	\$371,064.00	\$566,439.00



Budget Worksheet Report

Budget Year 2023

Account	Account Description	2020 Actual Amount	2021 Actual Amount	2022 Adopted Budget	2023 Final
	Fund 905 - Anti-Drug Task Force Totals	\$8,804.10	(\$58,772.62)	\$0.00	\$0.00
Fund 908 - Sheriff Events					
	REVENUE				
	Department 9008 - Sheriff Events				
	Reimbursement Income				
5809	Special Events Reimbursement	3,600.29	11,422.71	.00	10,000.00
	Reimbursement Income Totals	\$3,600.29	\$11,422.71	\$0.00	\$10,000.00
	Department 9008 - Sheriff Events Totals	\$3,600.29	\$11,422.71	\$0.00	\$10,000.00
	REVENUE TOTALS	\$3,600.29	\$11,422.71	\$0.00	\$10,000.00
	EXPENSE				
	Department 9008 - Sheriff Events				
	Budgetary Fund Balance				
8900	Budgetary Ending Fund Balance	.00	.00	.00	10,000.00
	Budgetary Fund Balance Totals	\$0.00	\$0.00	\$0.00	\$10,000.00
	Department 9008 - Sheriff Events Totals	\$0.00	\$0.00	\$0.00	\$10,000.00
	EXPENSE TOTALS	\$0.00	\$0.00	\$0.00	\$10,000.00
	Fund 908 - Sheriff Events Totals				
	REVENUE TOTALS	\$3,600.29	\$11,422.71	\$0.00	\$10,000.00
	EXPENSE TOTALS	\$0.00	\$0.00	\$0.00	\$10,000.00
	Fund 908 - Sheriff Events Totals	\$3,600.29	\$11,422.71	\$0.00	\$0.00
Fund 970 - FR Debt Service Fund					
	REVENUE				
	Department 9970 - FR Debt Service Fund				
	Investment Earnings				
4081	Interest	45,129.80	38,618.79	.00	.00
	Investment Earnings Totals	\$45,129.80	\$38,618.79	\$0.00	\$0.00
	Department 9970 - FR Debt Service Fund Totals	\$45,129.80	\$38,618.79	\$0.00	\$0.00
	REVENUE TOTALS	\$45,129.80	\$38,618.79	\$0.00	\$0.00
	EXPENSE				
	Department 9970 - FR Debt Service Fund				
	Debt Payments				
7040	FR 2013 Bonds Principal	320,000.00	1,730,000.00	.00	.00
7041	FR 2013 Bonds Interest	47,430.00	41,030.00	.00	.00
	Debt Payments Totals	\$367,430.00	\$1,771,030.00	\$0.00	\$0.00
	Department 9970 - FR Debt Service Fund Totals	\$367,430.00	\$1,771,030.00	\$0.00	\$0.00
	EXPENSE TOTALS	\$367,430.00	\$1,771,030.00	\$0.00	\$0.00
	Fund 970 - FR Debt Service Fund Totals				
	REVENUE TOTALS	\$45,129.80	\$38,618.79	\$0.00	\$0.00



Budget Worksheet Report

Budget Year 2023

Account	Account Description	2020 Actual Amount	2021 Actual Amount	2022 Adopted Budget	2023 Final
	EXPENSE TOTALS	\$367,430.00	\$1,771,030.00	\$0.00	\$0.00
Fund	970 - FR Debt Service Fund Totals	(\$322,300.20)	(\$1,732,411.21)	\$0.00	\$0.00
	Net Grand Totals				
	REVENUE GRAND TOTALS	\$229,863,505.21	\$205,740,161.40	\$266,867,774.00	\$255,669,371.00
	EXPENSE GRAND TOTALS	\$208,943,345.45	\$214,260,310.87	\$266,867,774.00	\$255,669,371.00
	Net Grand Totals	\$20,920,159.76	(\$8,520,149.47)	\$0.00	\$0.00