

BEAVER COUNTY COLUMBUS MACRO LLC

FOR THE PERIOD: 01/01/2021 TO 12/31/2021

ADMINISTRATOR: GERRI STEIGERWALD  
412-667-6424

BEAVER COUNTY  
ATTN: MARIA LONGO  
BEAVER COUNTY COURTHOUSE  
810 THIRD STREET  
BEAVER PA 15009

HUNTINGTON BANK HEREBY CERTIFIES THAT THE  
ATTACHED STATEMENT FURNISHED PURSUANT TO  
29 CRF 2520.103-5(c) IS COMPLETE AND  
ACCURATE.

\_\_\_\_\_  
AUTHORIZED OFFICER

\* MARKET VALUE AND ESTIMATED INCOME FIGURES ARE NOT GUARANTEED, BUT DO COME FROM RELIABLE SOURCES.

# Huntington Private Client Group

---

Statement Period

01/01/2021 through 12/31/2021

## Table Of Contents

---

Market To Market Reconciliation	1
Balance Sheet	2
Employee Benefit Statement	4
Summary Of Cash Receipts And Disbursements	8
Schedule Of Income	9
Schedule Of Realized Gains & Losses	20
Schedule Of Unrealized Gains & Losses	23
Schedule Of Purchases	25
Schedule Of Reportable Transactions	28
Schedule Of Brokerage Commissions	31

Statement Period

01/01/2021 through 12/31/2021

## Market To Market Reconciliation

MARKET VALUE AS OF 01/01/2021		10,786,978.43
ADDITIONS TO ACCOUNT		
DIVIDENDS	171,181.50	
INTEREST	85.32	
LESS BEGINNING ACCRUED INCOME	1,618.51-	
PLUS ENDING ACCRUED INCOME	798.38	
TOTAL ADDITIONS TO ACCOUNT		170,446.69
REDUCTIONS TO ACCOUNT		
TOTAL REDUCTIONS TO ACCOUNT		0.00
GAINS AND LOSSES		
UNREALIZED GAIN OR LOSS	192,439.08-	
REALIZED GAIN OR LOSS	42,683.30-	
TOTAL GAINS AND LOSSES		235,122.38-
TOTAL MARKET VALUE AS OF 12/31/2021		10,722,302.74

Statement Period

01/01/2021 through 12/31/2021

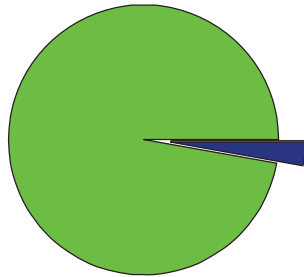
## Balance Sheet

	AS OF 01/01/2021		AS OF 12/31/2021	
	AVG COST VALUE	MARKET VALUE	AVG COST VALUE	MARKET VALUE
<b>A S S E T S</b>				
CASH	1,578.24	1,578.24	0.00	0.00
DUE FROM BROKERS	0.00	0.00	0.00	0.00
ACCRUED INCOME	1,618.51	1,618.51	798.38	798.38
<b>TOTAL CASH &amp; RECEIVABLES</b>	<b>3,196.75</b>	<b>3,196.75</b>	<b>798.38</b>	<b>798.38</b>
SHORT TERM INVESTMENTS				
CASH MANAGEMENT FUNDS-TAXABLE	307,157.58	307,157.58	157,167.42	157,167.42
<b>TOTAL SHORT TERM INVESTMENTS</b>	<b>307,157.58</b>	<b>307,157.58</b>	<b>157,167.42</b>	<b>157,167.42</b>
MUTUAL FUNDS				
EXCHANGE TRADED FUNDS - NON TAXA	1,032,141.84	1,069,061.69	0.00	0.00
EXCHANGE TRADED FUNDS - TAXABLE	9,121,707.76	9,407,562.41	10,490,739.14	10,564,336.94
<b>TOTAL MUTUAL FUNDS</b>	<b>10,153,849.60</b>	<b>10,476,624.10</b>	<b>10,490,739.14</b>	<b>10,564,336.94</b>
<b>TOTAL HOLDINGS</b>	<b>10,461,007.18</b>	<b>10,783,781.68</b>	<b>10,647,906.56</b>	<b>10,721,504.36</b>
<b>TOTAL ASSETS</b>	<b>10,464,203.93</b>	<b>10,786,978.43</b>	<b>10,648,704.94</b>	<b>10,722,302.74</b>
<b>L I A B I L I T I E S</b>				
DUE TO BROKERS	0.00	0.00	0.00	0.00
<b>TOTAL LIABILITIES</b>	<b>0.00</b>	<b>0.00</b>	<b>0.00</b>	<b>0.00</b>
<b>TOTAL NET ASSET VALUE</b>	<b>10,464,203.93</b>	<b>10,786,978.43</b>	<b>10,648,704.94</b>	<b>10,722,302.74</b>
<b>TOTAL NET ACCOUNT VALUE</b>	<b>10,464,203.93</b>	<b>10,786,978.43</b>	<b>10,648,704.94</b>	<b>10,722,302.74</b>

Statement Period

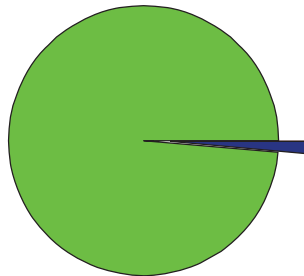
01/01/2021 through 12/31/2021

## Beginning Market Allocation



0.0%	<b>CASH &amp; RECEIVABLES</b>	3,196.75
97.2%	<b>MUTUAL FUNDS</b>	10,476,624.10
2.8%	<b>SHORT TERM INVESTMENTS</b>	307,157.58
<b>100.0%</b>	<b>Total</b>	<b>10,786,978.43</b>

## Ending Market Allocation



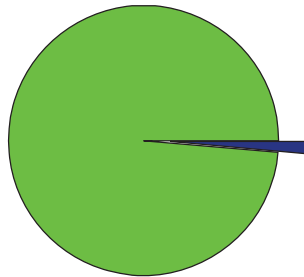
0.0%	<b>CASH &amp; RECEIVABLES</b>	798.38
98.5%	<b>MUTUAL FUNDS</b>	10,564,336.94
1.5%	<b>SHORT TERM INVESTMENTS</b>	157,167.42
<b>100.0%</b>	<b>Total</b>	<b>10,722,302.74</b>

Statement Period

01/01/2021 through 12/31/2021

## Summary Of Investments

### Investment Allocation



98.5%	MUTUAL FUNDS	10,564,336.94
1.5%	SHORT TERM INVESTMENT	157,965.80
100.0%	<b>Total</b>	<b>10,722,302.74</b>

### Investment Summary

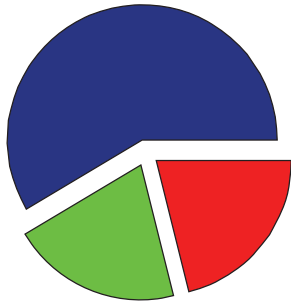
	Market Value	Percent of Market Value	Estimated Annual Income	Current Yield
SHORT TERM INVESTMENT	157,966	1.47	31	0.02
MUTUAL FUNDS	10,564,337	98.53	171,383	1.62
<b>Total Fund</b>	<b>10,722,303</b>	<b>100.00</b>	<b>171,414</b>	<b>1.60</b>

Statement Period

01/01/2021 through 12/31/2021

## Diversification Schedule Of Investments

### Mutual Funds Allocation



58.5%	<span style="color: blue;">■</span>	<b>EXCHANGE TRADED FUNDS</b>	6,181,141.50
20.4%	<span style="color: green;">■</span>	<b>MUTUAL FUNDS</b>	2,152,882.13
21.1%	<span style="color: red;">■</span>	<b>UNCLASSIFIED</b>	2,230,313.31
<b>100.0%</b>		<b>Total</b>	<b>10,564,336.94</b>

	Market Value	%	Estimated Income	Current Yield
EXCHANGE TRADED FUNDS - TAXABLE				
UNCLASSIFIED	2,230,313.31	21.11	41,996	1.88
EXCHANGE TRADED FUNDS	6,181,141.50	58.51	101,606	1.64
MUTUAL FUNDS	2,152,882.13	20.38	27,781	1.29
<b>TOTAL EXCHANGE TRADED FUNDS - TAXABLE</b>	<b>10,564,336.94</b>	<b>100.00</b>	<b>171,383</b>	<b>1.62</b>