

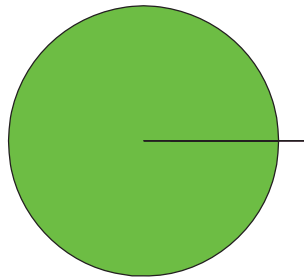
Market To Market Reconciliation

MARKET VALUE AS OF 12/01/2020		51,296,066.59
ADDITIONS TO ACCOUNT		
DIVIDENDS	682,335.06	
INTEREST	2.20	
LESS BEGINNING ACCRUED INCOME	2.20-	
PLUS ENDING ACCRUED INCOME	0.02	
TOTAL ADDITIONS TO ACCOUNT		682,335.08
REDUCTIONS TO ACCOUNT		
TOTAL REDUCTIONS TO ACCOUNT		0.00
GAINS AND LOSSES		
UNREALIZED GAIN OR LOSS	1,289,209.79	
REALIZED GAIN OR LOSS	0.00	
TOTAL GAINS AND LOSSES		1,289,209.79
TOTAL MARKET VALUE AS OF 12/31/2020		53,267,611.46

Balance Sheet

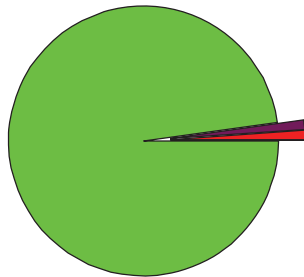
	AS OF 12/01/2020		AS OF 12/31/2020	
	AVG COST VALUE	MARKET VALUE	AVG COST VALUE	MARKET VALUE
A S S E T S				
CASH	0.00	0.00	615,499.51	615,499.51
DUE FROM BROKERS	0.00	0.00	0.00	0.00
ACCRUED INCOME	2.20	2.20	0.02	0.02
TOTAL CASH & RECEIVABLES	2.20	2.20	615,499.53	615,499.53
SHORT TERM INVESTMENTS				
CASH MANAGEMENT FUNDS-TAXABLE	1,067.20	1,067.20	1,069.40	1,069.40
TOTAL SHORT TERM INVESTMENTS	1,067.20	1,067.20	1,069.40	1,069.40
MUTUAL FUNDS				
MUTUAL FUNDS EQUITY	41,005,542.83	51,294,997.19	41,687,877.89	53,266,542.04
TOTAL MUTUAL FUNDS	41,005,542.83	51,294,997.19	41,687,877.89	53,266,542.04
TOTAL HOLDINGS	41,006,610.03	51,296,064.39	41,688,947.29	53,267,611.44
TOTAL ASSETS	41,006,612.23	51,296,066.59	42,304,446.82	53,883,110.97
L I A B I L I T I E S				
DUE TO BROKERS	0.00	0.00	615,499.51	615,499.51
TOTAL LIABILITIES	0.00	0.00	615,499.51	615,499.51
TOTAL NET ASSET VALUE	41,006,612.23	51,296,066.59	41,688,947.31	53,267,611.46
TOTAL NET ACCOUNT VALUE	41,006,612.23	51,296,066.59	42,304,446.82	53,883,110.97

Beginning Market Allocation



0.0%	CASH & RECEIVABLES	2.20
100.0%	MUTUAL FUNDS	51,294,997.19
0.0%	SHORT TERM INVESTMENTS	1,067.20
100.0%	Total	51,296,066.59

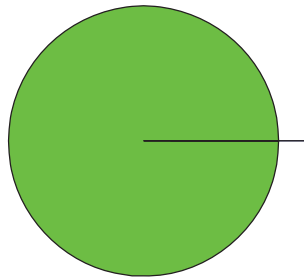
Ending Market Allocation



1.2%	CASH & RECEIVABLES	615,499.53
1.2%	LIABILITIES	615,499.51
100.0%	MUTUAL FUNDS	53,266,542.04
0.0%	SHORT TERM INVESTMENTS	1,069.40
100.0%	Total	53,267,611.46

Summary Of Investments

Investment Allocation



100.0%		MUTUAL FUNDS	53,266,542.04
0.0%		SHORT TERM INVESTMENT	1,069.42
100.0%		Total	53,267,611.46

Investment Summary

	Market Value	Percent of Market Value	Estimated Annual Income	Current Yield
SHORT TERM INVESTMENT	1,069	0.00	0	0.02
MUTUAL FUNDS	53,266,542	100.00	911,500	1.71
Total Fund	53,267,611	100.00	911,500	1.71